APPENDIX 75.1

	AGL RESOURCES INC						NEW JERSEY RESOURCES						NICOR INC						NORTHWEST NATURAL GAS CO					
	Last Paid	Price		w/ .5 Grwth	I/B/E/S	w/ .5 Grwth	Last Paid	Price		w/ .5 Grwth	I/B/E/S	w/ .5 Grwth	Last Paid	Price		w/ .5 Grwth	I/B/E/S	w/ .5 Grwth	Last Paid	Price		w/ .5 Grwth	I/B/E/S	w/ .5 Grwth
Date	Dividend	Close	DY	DY	Growth	DCF	Dividend	Close	DY	DY	Growth	DCF	Dividend	Close	DY	DY	Growth	DCF	Dividend	Close	DY	DY	Growth	DCF
Dec-85	0.18	9.38	7.47	7.80	9.00	16.80	0.18	8.54	8.57	8.83	6.00	14.83	0.38	10.81	14.06	14.58	7.50	22.08	0.25	12.50	8.10	8.42	8.00	16.42
Jan-86	0.18	9.63	7.27	7.60	9.00	16.60	0.18	8.92	8.21	8.46	6.00	14.46	0.38	11.69	13.00	13.33	5.00	18.33	0.25	13.25	7.64	7.94	8.00	15.94
Feb-86	0.18	9.88	7.09	7.41	9.00	16.41	0.18	9.79	7.48	7.70	6.00	13.70	0.38	12.00	12.67	12.98	5.00	17.98	0.25	13.17	7.69	7.99	8.00	15.99
Mar-86	0.18	10.06	6.96	7.27	9.00	16.27	0.18	9.58	7.64	7.89	6.50	14.39	0.23	11.88	7.58	7.77	5.00	12.77	0.25	15.17	6.67	6.87	6.00	12.87
Apr-86	0.18	10.25	6.83	7.14	9.00	16.14	0.18	9.33	7.84	8.10	6.50	14.60	0.23	13.75	6.55	6.71	5.00	11.71	0.25	13.58	7.45	7.67	6.00	13.67
May-86	0.18	9.94	7.04	7.36	9.00	16.36	0.18	9.63	7.61	7.83	6.00	13.83	0.23	13.44	6.70	6.86	5.00	11.86	0.25	13.00	7.78	8.02	6.00	14.02
Jun-86	0.18	10.06	6.96	7.29	9.50	16.79	0.19	9.96	7.75	8.02	7.00	15.02	0.23	14.13	6.37	6.53	5.00	11.53	0.25	13.25	7.64	7.87	6.00	13.87
Jul-86	0.18	10.88	6.44	6.69	8.00	14.69	0.19	10.54	7.32	7.58	7.00	14.58	0.23	14.31	6.29	6.45	5.00	11.45	0.25	14.00	7.23	7.41	5.00	12.41
Aug-86	0.18	11.25	6.22	6.47	8.00	14.47	0.19	11.17	6.91	7.16	7.00	14.16	0.23	14.94	6.02	6.18	5.00	11.18	0.25	16.42	6.16	6.32	5.00	11.32
Sep-86	0.18	10.56	6.63	6.86	7.00	13.86	0.19	9.92	7.78	8.06	7.00	15.06	0.23	13.56	6.64	6.80	5.00	11.80	0.25	14.67	6.90	7.07	5.00	12.07
Oct-86	0.18	10.63	6.59	6.73	4.25	10.98	0.19	9.92	7.78	8.06	7.00	15.06	0.23	14.94	6.02	6.18	5.00	11.18	0.26	15.58	6.67	6.84	5.00	11.84
Nov-86	0.20	11.38	7.03	7.21	5.00	12.21	0.19	10.00	7.72	7.99	7.00	14.99	0.23	14.88	6.05	6.20	5.00	11.20	0.26	16.00	6.50	6.66	5.00	11.66
Dec-86	0.20	11.88	6.74	6.94	6.00	12.94	0.19	9.83	7.85	8.13	7.00	15.13	0.23	13.69	6.58	6.74	5.00	11.74	0.26	14.42	7.21	7.39	5.00	12.39
Jan-87	0.20	12.56	6.37	6.59	7.00	13.59	0.19	12.00	6.43	6.67	7.50	14.17	0.23	14.50	6.21	6.36	5.00	11.36	0.26	16.25	6.40	6.53	4.00	10.53
Feb-87	0.20	13.00	6.15	6.37	7.00	13.37	0.19	12.63	6.11	6.34	7.50	13.84	0.23	15.94	5.65	5.79	5.00	10.79	0.26	15.92	6.53	6.66	4.00	10.66
Mar-87	0.20	12.25	6.53	6.73	6.00	12.73	0.19	12.75	6.05	6.30	8.00	14.30	0.23	16.06	5.60	5.74	5.00	10.74	0.26	15.17	6.86	6.99	4.00	10.99
Apr-87	0.20	11.56	6.92	7.13	6.00	13.13	0.19	12.83	6.02	6.21	6.50	12.71	0.23	14.44	6.23	6.39	5.00	11.39	0.26	14.33	7.26	7.40	4.00	11.40
May-87	0.20	11.63	6.88	7.09	6.00	13.09	0.19	13.67	5.65	5.87	8.00	13.87	0.23	13.63	6.61	6.77	5.00	11.77	0.26	14.08	7.38	7.53	4.00	11.53
Jun-87	0.20	11.63	6.88	7.09	6.00	13.09	0.21	14.00	5.91	6.15	8.00	14.15	0.23	13.50	6.67	6.83	5.00	11.83	0.26	15.00	6.93	7.07	4.00	11.07
Jul-87	0.20	11.88	6.74	6.94	6.00	12.94	0.21	15.08	5.49	5.70	7.50	13.20	0.23	13.56	6.64	6.80	5.00	11.80	0.26	15.08	6.90	7.10	6.00	13.10
Aug-87	0.20	11.56	6.92	7.13	6.00	13.13	0.21	15.17	5.46	5.66	7.50	13.16	0.23	13.88	6.49	6.65	5.00	11.65	0.26	14.08	7.38	7.61	6.00	13.61
Sep-87	0.20	10.69	7.49	7.71	6.00	13.71	0.21	14.58	5.68	5.89	7.50	13.39	0.23	13.00	6.92	7.10	5.00	12.10	0.26	13.25	7.85	8.08	6.00	14.08
Oct-87	0.20	10.00	8.00	8.24	6.00	14.24	0.21	12.08	6.85	7.11	7.50	14.61	0.23	11.94	7.54	7.73	5.00	12.73	0.26	12.25	8.49	8.68	4.50	13.18
Nov-87	0.22	11.13	7.91	8.15	6.00	14.15	0.21	12.25	6.76	7.01	7.50	14.51	0.23	11.06	8.14	8.34	5.00	13.34	0.26	12.17	8.55	8.74	4.50	13.24
Dec-87	0.22	10.75	8.19	8.43	6.00	14.43	0.21	11.00	7.53	7.81	7.50	15.31	0.23	11.63	7.74	7.94	5.00	12.94	0.26	12.83	8.10	8.29	4.50	12.79
Jan-88	0.22	12.44	7.08	7.29	6.00	13.29	0.21	11.92	6.95	7.21	7.50	14.71	0.23	12.75	7.06	7.24	5.00	12.24	0.26	12.83	8.10	8.27	4.00	12.27
Feb-88	0.22	12.75	6.90	7.11	6.00	13.11	0.21	13.00	6.37	6.61	7.50	14.11	0.23	13.44	6.70	6.86	5.00	11.86	0.26	12.92	8.05	8.23	4.50	12.73
Mar-88	0.22	12.88	6.83	7.04	6.00	13.04	0.21	13.00	6.37	6.61	7.50	14.11	0.24	13.88	6.77	6.94	5.00	11.94	0.26	13.42	7.75	7.93	4.50	12.43
Apr-88	0.22	13.50	6.52	6.73	6.50	13.23	0.21	12.92	6.41	6.67	8.00	14.67	0.24	14.75	6.37	6.53	5.00	11.53	0.26	13.17	7.90	8.08	4.50	12.58
May-88	0.22	13.31	6.61	6.84	7.00	13.84	0.21	12.50	6.62	6.89	8.00	14.89	0.24	14.13	6.65	6.82	5.00	11.82	0.26	13.33	7.80	7.98	4.50	12.48
Jun-88	0.22	13.38	6.58	6.79	6.50	13.29	0.22	12.50	7.04	7.30	7.50	14.80	0.24	14.56	6.45	6.65	6.00	12.65	0.26	14.08	7.38	7.55	4.50	12.05
Jul-88	0.22	13.44	6.55	6.75	6.00	12.75	0.22	12.00	7.33	7.61	7.50	15.11	0.24	15.75	5.97	6.15	6.00	12.15	0.26	13.92	7.47	7.64	4.50	12.14
Aug-88	0.22	13.06	6.74	6.94	6.00	12.94	0.22	12.00	7.33	7.61	7.50	15.11	0.24	15.44	6.09	6.27	6.00	12.27	0.26	13.92	7.47	7.64	4.50	12.14
Sep-88	0.22	13.31	6.61	6.84	7.00	13.84	0.22	13.08	6.73	6.98	7.50	14.48	0.24	15.88	5.92	6.10	6.00	12.10	0.26	13.83	7.52	7.69	4.50	12.19
Oct-88	0.22	13.44	6.55	6.76	6.50	13.26	0.22	12.67	6.95	7.21	7.50	14.71	0.24	15.56	6.04	6.22	6.00	12.22	0.27	13.83	7.72	7.89	4.50	12.39
Nov-88	0.24	13.63	6.90	7.12	6.50	13.62	0.22	12.75	6.90	7.16	7.50	14.66	0.24	15.19	6.19	6.37	6.00	12.37	0.27	14.25	7.49	7.66	4.50	12.16
Dec-88	0.24	12.63	7.45	7.69	6.50	14.19	0.22	11.83	7.44	7.70	7.00	14.70	0.24	15.63	6.02	6.20	6.00	12.20	0.27	14.08	7.58	7.75	4.50	12.25
Jan-89	0.24	13.44	7.00	7.22	6.50	13.72	0.22	12.25	7.18	7.44	7.00	14.44	0.24	15.13	6.21	6.40	6.00	12.40	0.27	14.17	7.54	7.71	4.50	12.21
Feb-89	0.24	12.50	7.52	7.76	6.50	14.26	0.22	12.33	7.14	7.39	7.00	14.39	0.24	15.44	6.09	6.29	6.50	12.79	0.27	13.17	8.11	8.29	4.50	12.79
Mar-89	0.24	12.25	7.67	7.92	6.50	14.42	0.22	11.75	7.49	7.75	7.00	14.75	0.25	15.56	6.43	6.65	7.00	13.65	0.27	13.17	8.11	8.29	4.50	12.79
Apr-89	0.24	12.38	7.60	7.84	6.50	14.34	0.22	11.67	7.54	7.92	10.00	17.92	0.25	16.94	5.90	6.08	6.00	12.08	0.27	14.25	7.49	7.64	4.00	11.64
May-89	0.24	12.69	7.41	7.65	6.50	14.15	0.22	13.08	6.73	7.03	9.00	16.03	0.25	17.69	5.65	5.82	6.00	11.82	0.27	16.00	6.68	6.81	4.00	10.81
Jun-89	0.24	13.25	7.09	7.32	6.50	13.82	0.23	13.33	6.99	7.30	9.00	16.30	0.25	17.94	5.57	5.74	6.00	11.74	0.27	15.67	6.82	6.95	4.00	10.95
Jul-89	0.24	13.63	6.90	7.11	6.00	13.11	0.23	13.58	6.86	7.17	9.00	16.17	0.25	19.00	5.26	5.42	6.00	11.42	0.27	15.50	6.89	7.03	4.00	11.03
Aug-89	0.24	12.75	7.37	7.59	6.00	13.59	0.23	13.33	6.99	7.30	9.00	16.30	0.25	20.94	4.78	4.92	6.00	10.92	0.27	16.67	6.41	6.54	4.00	10.54
Sep-89	0.24	13.81	6.81	7.01	6.00	13.01	0.23	13.00	7.17	7.53	10.00	17.53	0.25	21.13	4.73	4.88	6.00	10.88	0.27	17.42	6.13	6.25	4.00	10.25
Oct-89	0.24	13.69	6.87	7.09	6.50	13.59	0.23	13.08	7.12	7.41	8.00	15.41	0.25	21.00	4.76	4.90	6.00	10.90	0.27	16.92	6.46	6.58	4.00	10.58
Nov-89	0.25	14.13	6.94	7.16	6.50	13.66	0.23	13.92	6.70	6.93	7.00	13.93	0.25	20.69	4.83	4.98	6.00	10.98	0.27	17.25	6.33	6.46	4.00	10.46
Dec-89	0.25	15.19	6.45	6.68	7.00	13.68	0.23	14.00	6.66	6.89	7.00	13.89	0.25	23.00	4.35	4.48	6.00	10.48	0.27	16.67	6.55	6.68	4.00	10.68
Jan-90	0.25	13.69	7.16	7.41	7.00	14.41	0.23	12.50	7.46	7.72	7.00	14.72	0.25	20.69	4.83	4.98	6.00	10.98	0.27	16.50	6.62	6.75	4.00	10.75
Feb-90	0.25	14.06	6.97	7.21	7.00	14.21	0.23	12.75	7.31	7.57	7.00	14.57	0.25	22.00	4.55	4.68	6.00	10.68	0.27	16.75	6.52	6.65	4.00	10.65
Mar-90	0.25	14.63	6.70	6.92	6.50	13.42	0.23	12.33	7.56	7.82	7.00	14.82	0.27	19.38	5.47	5.64	6.00	11.64	0.27	16.42	6.65	6.80	4.50	11.30
Apr-90	0.25	14.25	6.88	7.07	5.50	12.57	0.23	12.00	7.77	7.98	5.50	13.48	0.27	17.63	6.01	6.19	6.00	12.19	0.27	16.17	6.75	6.89	4.00	10.89
May-90	0.25	14.44	6.79	7.01	6.50	13.51	0.23	12.67	7.36	7.56	5.50	13.06	0.27	19.81	5.35	5.48	5.00	10.48	0.27	16.25	6.72	6.85	4.00	10.85
Jun-90	0.25	15.75	6.22	6.42	6.50	12.92	0.25	12.33	8.01	8.17	4.00	12.17	0.27	18.94	5.60	5.77	6.00	11.77	0.27	17.67	6.18	6.30	4.00	10.30
Jul-90	0.25	15.69	6.25	6.47	7.00	13.47	0.25	12.00	8.23	8.40	4.00	12.40	0.27	19.63	5.40	5.56	6.00	11.56	0.27	15.92	6.86	7.00	4.00	11.00
Aug-90	0.25	14.19	6.91	7.13	6.50	13.63	0.25	11.42	8.65	8.89	5.50	14.39	0.27	20.38	5.20	5.38	7.00	12.38	0.27	15.42	7.08	7.22	4.00	11.22
Sep-90	0.25	15.19	6.45	6.66	6.50	13.16	0.25	12.00	8.23	8.46	5.50	13.96	0.27	21.75	4.87	5.04	7.00	12.04	0.27	16.00	6.83	6.96	4.00	10.96
Oct-90	0.25	15.50	6.32	6.53	6.50	13.03	0.25	11.83	8.35	8.58	5.50	14.08	0.27	22.88	4.63	4.78	6.50	11.28	0.28	16.42	6.82	6.96	4.00	10.96
Nov-90	0.26	15.44	6.61	6.84	7.00	13.84	0.25	12.25	8.07	8.29	5.50	13.79	0.27	23.13	4.58	4.73	6.50	11.23	0.28	17.50	6.40	6.53	4.00	10.53
Dec-90	0.26	15.25	6.69	6.92	7.00	13.92	0.25	12.25	8.07	8.31	6.00	14.31	0.27	22.00	4.82	4.99	7.00	11.99	0.28	17.17	6.52	6.65	4.00	10.65
Jan-91	0.26	15.44	6.61	6.84	7.00	13.84	0.25	11.92	8.29	8.54	6.00	14.54	0.27	20.63	5.14	5.32	7.00	12.32	0.28	17.25	6.49	6.62	4.00	10.62
Feb-91	0.26	15.38	6.63	6.87	7.00	13.87	0.25	12.33	8.01	8.25	6.00	14.25	0.27	20.63	5.14	5.32	7.00	12.32	0.28	18.00	6.22	6.35	4.00	10.35
Mar-91	0.26	15.81	6.45	6.68	7.00	13.68	0.25	11.83	8.35	8.64	7.00	15.64	0.28	20.56	5.45	5.62	6.50	12.12	0.28	18.17	6.17	6.29	4.00	10.29
Apr-91	0.26	16.63	6.14	6.35	7.00	13.35	0.25	12.58	7.85	8.13	7.00	15.13	0.28	21.38	5.24	5.42	7.00	12.42	0.28	18.75	5.97	6.09	4.00	10.09
May-91	0.26	15.81	6.45	6.68	7.00	13.68	0.25	13.00	7.60	7.81	5.50	13.31	0.28	21.00	5.33	5.52	7.00	12.52	0.28	19.00	5.89	6.04	5.00	11.04
Jun-91	0.26	15.94	6.40	6.59	6.00	12.59	0.25	12.42	8.15	8.44	7.00	15.44	0.28	21.63	5.18	5.35	6.50	11.85	0.28	17.50	6.40	6.56	5.00	11.56
Jul-91	0.26	16.06	6.35	6.56	6.50	13.06	0.25	12.25	8.26	8.55	7.00	15.55	0.28	21.06	5.32	5.48	6.00	11.48	0.28	18.83	5.95	6.08	4.50	10.58
Aug-91	0.26	17.25	5.91	6.11	6.50	12.61	0.25	12.58	8.04	8.32	7.00	15.32	0.28	20.81	5.38	5.54	6.00	11.54	0.28	19.33	5.79	5.92	4.50	10.42
Sep-91	0.26	17.19	5.93	6.13	6.50	12.63	0.25	13.17	7.69	7.95	7.00	14.95	0.28	21.88	5.12	5.25	5.00	10.25	0.28	19.83	5.65	5.76	4.00	9.76
Oct-91	0.26	17.81	5.73	5.91	6.50	12.41	0.25	12.83	7.89	8.24	9.00	17.24	0.28	23.25	4.82	4.94	5.00	9.94	0.29	21.33	5.38	5.49	4.00	9.49
Nov-91	0.26	17.50	5.83	6.02	6.50	12.52	0.25	13.58	7.45	7.82	10.00	17.82	0.28	22.25	5.03	5.16	5.00	10.16	0.29	20.25	5.67	5.78	4.00	9.78
Dec-91	0.26	18.31	5.57	5.75	6.50	12.25	0.25	13.58	7.45	7.82	10.00	17.82	0.28	22.75	4.92	5.05	5.00	10.05	0.29	19.17	5.99	6.11	4.00	10.11
Jan-92	0.26	17.19	5.93	6.13	6.50	12.63	0.25	12.67	7.99	8.29	7.50	15.79	0.28	21.63	5.18	5.31	5.00	10.31	0.29	20.33	5.65	5.76	4.00	9.76
Feb-92	0.26	16.00	6.38	6.58	6.50	13.08	0.25	12.58	8.04	8.34	7.50	15.84	0.28	21.31	5.26	5.39	5.00	10.39	0.29	20.33	5.65	5.76	4.00	9.76
Mar-92	0.26	16.06	6.35	6.53	5.50	12.03	0.25	12.67	7.99	8.19	5.00	13.19	0.30	20.38	5.79	5.94	5.00	10.94	0.29	19.67	5.84	5.95	4.00	9.95
Apr-92	0.26	16.06	6.35	6.53	5.50	12.03	0.25	13.17	7.69	7.88	5.00	12.88	0.30	19.69	5.99	6.13	4.50	10.63	0.29	18.00	6.38	6.51	4.00	10.51
May-92	0.26	17.69	5.88	6.04	5.50	11.54	0.25	13.58	7.45	7.64	5.00	12.64	0.30	21.75	5.43	5.56	5.00	10.56	0.29	19.83	5.79	5.90	4.00	9.90
Jun-92	0.26	18.00	5.78	5.95	6.00	11.95	0.25	13.42	7.54	7.73	5.00	12.73	0.30	22.44	5.26	5.39	5.00	10.39	0.29	20.17	5.69	5.81	4.00	9.81

	AGL RESOURCES INC						NEW JERSEY RESOURCES						NICOR INC						NORTHWEST NATURAL GAS CO					
	Last Paid	Price		w/ .5 Grwth	I/B/E/S	w/ .5 Grwth	Last Paid	Price		w/ .5 Grwth	I/B/E/S	w/ .5 Grwth	Last Paid	Price		w/ .5 Grwth	I/B/E/S	w/ .5 Grwth	Last Paid	Price		w/ .5 Grwth	I/B/E/S	w/ .5 Grwth
Date	Dividend	Close	DY	DY	Growth	DCF	Dividend	Close	DY	DY	Growth	DCF	Dividend	Close	DY	DY	Growth	DCF	Dividend	Close	DY	DY	Growth	DCF
Jul-92	0.26	18.38	5.66	5.83	6.00	11.83	0.25	15.08	6.71	6.88	5.00	11.88	0.30	23.06	5.12	5.24	5.00	10.24	0.29	20.83	5.51	5.62	4.00	9.62
Aug-92	0.26	19.31	5.38	5.55	6.00	11.55	0.25	15.17	6.67	6.84	5.00	11.84	0.30	23.19	5.09	5.22	5.00	10.22	0.29	21.17	5.42	5.53	4.00	9.53
Sep-92	0.26	18.81	5.53	5.69	6.00	11.69	0.25	14.92	6.78	6.95	5.00	11.95	0.30	23.13	5.10	5.23	5.00	10.23	0.29	21.50	5.34	5.45	4.00	9.45
Oct-92	0.26	17.31	6.01	6.19	6.00	12.19	0.25	15.50	6.53	6.69	5.00	11.69	0.30	24.13	4.89	5.01	5.00	10.01	0.29	20.00	5.74	5.85	4.00	9.85
Nov-92	0.26	17.13	6.07	6.29	7.00	13.29	0.25	15.17	6.67	6.84	5.00	11.84	0.30	23.81	4.96	5.07	4.50	9.57	0.29	19.17	5.99	6.11	4.00	10.11
Dec-92	0.26	18.88	5.51	5.70	7.00	12.70	0.25	16.25	6.23	6.38	5.00	11.38	0.30	24.88	4.74	4.87	5.50	10.37	0.29	19.00	6.04	6.16	4.00	10.16
Jan93	0.26	19.25	5.40	5.59	7.00	12.59	0.25	16.83	6.02	6.23	7.00	13.23	0.30	25.13	4.70	4.83	5.50	10.33	0.29	19.83	5.79	5.96	6.00	11.96
Feb93	0.26	20.44	5.09	5.24	6.00	11.24	0.25	17.75	5.71	5.85	5.00	10.85	0.30	27.19	4.34	4.46	5.50	9.96	0.29	21.33	5.38	5.54	6.00	11.54
Mar93	0.26	21.00	4.95	5.10	6.00	11.10	0.25	17.50	5.79	5.94	5.00	10.94	0.31	29.31	4.16	4.28	5.50	9.78	0.29	20.58	5.58	5.74	6.00	11.74
Apr93	0.26	20.19	5.15	5.31	6.00	11.31	0.25	17.25	5.87	6.06	6.25	12.31	0.31	28.00	4.36	4.48	5.50	9.98	0.29	20.92	5.60	5.77	6.00	11.77
May93	0.26	19.50	5.33	5.47	5.00	10.47	0.25	17.25	5.87	6.05	6.00	12.05	0.31	28.50	4.28	4.40	5.50	9.90	0.29	22.67	5.17	5.33	6.00	11.33
Jun93	0.26	20.06	5.18	5.31	5.00	10.31	0.25	18.50	5.48	5.64	6.00	11.64	0.31	27.25	4.48	4.61	6.00	10.61	0.29	22.67	5.17	5.33	6.00	11.33
Jul93	0.26	20.13	5.17	5.30	5.00	10.30	0.25	18.50	5.48	5.67	7.00	12.67	0.31	26.75	4.56	4.72	7.00	11.72	0.29	24.17	4.85	4.98	5.50	10.48
Aug93	0.26	19.06	5.46	5.59	5.00	10.59	0.25	18.83	5.38	5.54	6.00	11.54	0.31	29.88	4.08	4.23	7.00	11.23	0.29	24.17	4.85	4.98	5.50	10.48
Sep93	0.26	18.81	5.53	5.67	5.00	10.67	0.25	19.42	5.22	5.38	6.00	11.38	0.31	30.50	4.00	4.14	7.00	11.14	0.29	24.75	4.74	4.87	5.50	10.37
Oct93	0.26	18.38	5.66	5.80	5.00	10.80	0.25	18.33	5.53	5.69	6.00	11.69	0.31	28.25	4.32	4.47	7.00	11.47	0.29	24.17	4.85	4.98	5.50	10.48
Nov93	0.26	18.13	5.74	5.86	4.25	10.11	0.25	17.25	5.87	6.01	4.50	10.51	0.31	27.50	4.44	4.57	6.00	10.57	0.29	23.33	5.02	5.16	5.50	10.66
Dec93	0.26	19.44	5.35	5.46	4.25	9.71	0.25	17.25	5.87	6.01	4.50	10.51	0.31	28.00	4.36	4.49	6.00	10.49	0.29	22.83	5.13	5.27	5.50	10.77
Jan94	0.26	19.31	5.38	5.49	4.00	9.49	0.25	17.50	5.79	5.94	5.00	10.94	0.31	28.75	4.24	4.37	6.00	10.37	0.29	24.00	4.88	5.02	5.50	10.52
Feb94	0.26	17.75	5.86	5.98	4.00	9.98	0.25	17.17	5.90	6.05	5.00	11.05	0.31	27.00	4.52	4.64	5.50	10.14	0.29	23.83	4.92	5.05	5.50	10.55
Mar94	0.26	17.25	6.03	6.16	4.25	10.41	0.25	16.25	6.24	6.38	4.50	10.88	0.32	25.50	4.94	5.09	6.00	11.09	0.29	22.50	5.21	5.35	5.50	10.85
Apr94	0.26	17.94	5.80	5.91	4.00	9.91	0.25	16.50	6.14	6.28	4.50	10.78	0.32	26.63	4.73	4.86	5.50	10.36	0.29	22.50	5.21	5.34	5.00	10.34
May94	0.26	17.25	6.03	6.18	5.00	11.18	0.25	16.00	6.33	6.49	5.00	11.49	0.32	26.88	4.69	4.83	6.00	10.83	0.29	20.67	5.67	5.84	6.00	11.84
Jun94	0.26	16.94	6.14	6.29	5.00	11.29	0.25	14.67	6.91	7.08	5.00	12.08	0.32	26.38	4.78	4.92	6.00	10.92	0.29	20.00	5.86	6.04	6.00	12.04
Jul94	0.26	17.50	5.94	6.09	5.00	11.09	0.25	14.83	6.83	7.00	5.00	12.00	0.32	25.13	5.01	5.15	5.50	10.65	0.29	19.83	5.91	6.09	6.00	12.09
Aug94	0.26	16.38	6.35	6.51	5.00	11.51	0.25	14.92	6.79	6.96	5.00	11.96	0.32	24.38	5.17	5.32	6.00	11.32	0.29	20.33	5.76	5.94	6.00	11.94
Sep94	0.26	15.31	6.79	6.95	4.75	11.70	0.25	14.08	7.20	7.38	5.00	12.38	0.32	24.25	5.20	5.35	6.00	11.35	0.29	21.33	5.49	5.66	6.00	11.66
Oct94	0.26	16.25	6.40	6.54	4.50	11.04	0.25	14.50	6.99	7.16	5.00	12.16	0.32	24.38	5.17	5.32	6.00	11.32	0.29	20.00	5.86	5.99	4.50	10.49
Nov94	0.26	14.81	7.02	7.18	4.50	11.68	0.25	15.25	6.64	6.81	5.00	11.81	0.32	22.50	5.60	5.75	5.50	11.25	0.29	19.17	6.11	6.25	4.50	10.75
Dec94	0.26	15.00	6.93	7.09	4.50	11.59	0.25	15.08	6.72	6.89	5.00	11.89	0.32	22.75	5.54	5.69	5.50	11.19	0.29	19.67	5.96	6.09	4.50	10.59
Jan95	0.26	16.00	6.50	6.65	4.50	11.15	0.25	14.92	6.79	6.96	5.00	11.96	0.32	23.88	5.28	5.41	5.00	10.41	0.29	20.25	5.79	5.90	4.00	9.90
Feb95	0.26	16.88	6.16	6.30	4.50	10.80	0.25	15.42	6.57	6.74	5.00	11.74	0.32	24.75	5.09	5.22	5.00	10.22	0.29	20.17	5.81	5.93	4.00	9.93
Mar95	0.26	17.38	5.99	6.12	4.50	10.62	0.25	14.83	6.83	7.00	5.00	12.00	0.32	25.00	5.12	5.25	5.00	10.25	0.29	20.83	5.63	5.75	4.25	10.00
Apr95	0.26	18.25	5.70	5.83	4.75	10.58	0.25	15.00	6.76	6.92	5.00	11.92	0.32	24.75	5.17	5.30	5.00	10.30	0.29	20.63	5.68	5.81	4.50	10.31
May95	0.26	17.13	6.07	6.22	4.75	10.97	0.25	15.17	6.68	6.85	5.00	11.85	0.32	26.63	4.81	4.93	5.00	9.93	0.29	19.75	5.93	6.07	4.50	10.57
Jun95	0.26	17.38	5.99	6.12	4.50	10.62	0.25	15.42	6.57	6.74	5.00	11.74	0.32	26.88	4.76	4.88	5.00	9.88	0.29	20.83	5.63	5.75	4.50	10.25
Jul95	0.26	17.50	5.94	6.09	5.00	11.09	0.25	15.83	6.40	6.56	5.00	11.56	0.32	25.38	5.04	5.15	4.00	9.15	0.29	21.00	5.58	5.70	4.25	9.95
Aug95	0.26	18.44	5.64	5.78	5.00	10.78	0.25	16.00	6.33	6.49	5.00	11.49	0.32	25.63	5.00	5.10	4.00	9.10	0.29	20.67	5.67	5.79	4.25	10.04
Sep95	0.26	19.31	5.38	5.52	5.00	10.52	0.25	17.25	5.87	6.02	5.00	11.02	0.32	27.25	4.70	4.79	4.00	8.79	0.29	20.67	5.67	5.80	4.50	10.30
Oct95	0.26	19.31	5.38	5.52	5.00	10.52	0.25	16.67	6.08	6.23	5.00	11.23	0.32	26.88	4.76	4.86	4.00	8.86	0.30	21.33	5.63	5.75	4.50	10.25
Nov95	0.27	19.13	5.54	5.68	5.00	10.68	0.25	18.58	5.45	5.59	5.00	10.59	0.32	25.38	5.04	5.17	5.00	10.17	0.30	22.33	5.37	5.49	4.50	9.99
Dec95	0.27	19.75	5.37	5.50	5.00	10.50	0.25	20.08	5.05	5.17	5.00	10.17	0.32	27.50	4.65	4.77	5.00	9.77	0.30	22.00	5.45	5.58	4.50	10.08
Jan96	0.27	20.25	5.23	5.37	5.00	10.37	0.25	18.25	5.55	5.69	5.00	10.69	0.32	27.25	4.70	4.81	5.00	9.81	0.30	22.17	5.41	5.54	4.50	10.04
Feb96	0.27	18.13	5.85	5.99	5.00	10.99	0.25	19.42	5.22	5.35	5.00	10.35	0.32	26.63	4.81	4.93	5.00	9.93	0.30	22.00	5.45	5.58	4.50	10.08
Mar96	0.27	18.38	5.77	5.91	5.00	10.91	0.26	19.25	5.40	5.54	5.00	10.54	0.33	26.75	4.93	5.06	5.00	10.06	0.30	21.17	5.67	5.80	4.50	10.30
Apr96	0.27	18.88	5.62	5.76	5.00	10.76	0.26	18.92	5.50	5.64	5.00	10.64	0.33	27.88	4.74	4.85	5.00	9.85	0.30	21.67	5.54	5.66	4.50	10.16
May96	0.27	17.63	6.01	6.16	5.00	11.16	0.26	18.33	5.67	5.81	5.00	10.81	0.33	27.75	4.76	4.88	5.00	9.88	0.30	22.83	5.26	5.37	4.50	9.87
Jun96	0.27	18.88	5.62	5.76	5.00	10.76	0.26	19.17	5.43	5.56	5.00	10.56	0.33	28.38	4.65	4.77	5.00	9.77	0.30	23.33	5.14	5.26	4.50	9.76
Jul96	0.27	18.25	5.81	5.95	5.00	10.95	0.26	18.50	5.62	5.76	5.00	10.76	0.33	28.38	4.65	4.77	5.00	9.77	0.30	23.08	5.20	5.32	4.50	9.82
Aug96	0.27	20.25	5.23	5.37	5.00	10.37	0.26	19.08	5.45	5.59	5.00	10.59	0.33	31.38	4.21	4.31	5.00	9.31	0.30	23.67	5.07	5.18	4.50	9.68
Sep96	0.27	19.13	5.54	5.68	5.00	10.68	0.26	18.67	5.57	5.71	5.00	10.71	0.33	33.75	3.91	4.01	5.00	9.01	0.30	23.00	5.22	5.35	5.00	10.35
Oct96	0.27	21.00	5.05	5.17	5.00	10.17	0.26	18.42	5.65	5.79	5.00	10.79	0.33	34.88	3.78	3.88	5.00	8.88	0.30	25.38	4.73	4.85	5.00	9.85
Nov96	0.27	21.13	5.11	5.24	5.00	10.24	0.26	19.75	5.27	5.40	5.00	10.40	0.33	36.50	3.62	3.71	5.00	8.71	0.30	25.00	4.80	4.92	5.00	9.92
Dec96	0.27	21.13	5.11	5.24	5.00	10.24	0.27	19.50	5.47	5.61	5.00	10.61	0.33	35.75	3.69	3.78	5.00	8.78	0.30	24.00	5.00	5.13	5.00	10.13
Jan97	0.27	20.88	5.17	5.30	5.00	10.30	0.27	19.92	5.36	5.49	5.00	10.49	0.33	36.13	3.65	3.75	5.00	8.75	0.30	25.00	4.80	4.92	5.00	9.92
Feb97	0.27	19.50	5.54	5.68	5.00	10.68	0.27	19.17	5.57	5.70	5.00	10.70	0.33	33.50	3.94	4.04	5.00	9.04	0.30	24.25	4.95	5.05	4.20	9.25
Mar97	0.27	18.63	5.80	5.94	5.00	10.94	0.27	19.00	5.61	5.75	5.00	10.75	0.35	32.00	4.38	4.50	5.50	10.00	0.30	24.50	4.90	5.00	4.20	9.20
Apr97	0.27	19.25	5.61	5.75	5.00	10.75	0.27	19.25	5.54	5.68	5.00	10.68	0.35	33.88	4.13	4.25	5.50	9.75	0.30	24.25	4.95	5.05	4.20	9.25
May97	0.27	19.13	5.65	5.79	5.00	10.79	0.27	20.75	5.14	5.27	5.00	10.27	0.35	34.38	4.07	4.18	5.50	9.68	0.30	24.38	4.92	5.05	5.35	10.40
Jun97	0.27	20.63	5.24	5.37	5.00	10.37	0.27	20.92	5.10	5.23	5.00	10.23	0.35	35.88	3.90	4.01	5.50	9.51	0.30	26.19	4.58	4.70	5.05	9.75
Jul97	0.27	20.94	5.16	5.29	5.00	10.29	0.27	21.08	5.06	5.19	5.00	10.19	0.35	36.63	3.82	3.93	5.50	9.43	0.30	26.00	4.62	4.73	5.05	9.78
Aug97	0.27	18.94	5.70	5.85	5.00	10.85	0.27	21.37	4.99	5.12	5.00	10.12	0.35	36.31	3.86	3.97	6.00	9.97	0.30	25.00	4.80	4.92	5.05	9.97
Sep97	0.27	18.94	5.70	5.85	5.00	10.85	0.27	21.58	4.94	5.07	5.00	10.07	0.35	37.50	3.73	3.85	6.00	9.85	0.30	25.75	4.66	4.78	5.05	9.83
Oct97	0.27	18.13	5.96	6.11	5.00	11.11	0.27	21.58	4.94	5.07	5.00	10.07	0.35	38.56	3.63	3.74	6.00	9.74	0.31	24.63	4.95	5.08	5.05	10.13
Nov97	0.27	19.63	5.50	5.64	5.00	10.64	0.27	23.21	4.60	4.71	5.00	9.71	0.35	40.25	3.48	3.59	6.45	10.04	0.31	28.00	4.36	4.47	5.05	9.52
Dec97	0.27	20.44	5.28	5.42	5.00	10.42	0.27	26.71	4.09	4.21	5.75	9.96	0.35	42.19	3.32	3.41	5.50	8.91	0.31	31.00	3.94	4.03	5.00	9.03
Jan98	0.27	19.81	5.45	5.59	5.00	10.59	0.27	23.67	4.62	4.75	5.75	10.50	0.35	40.25	3.48	3.57	5.50	9.07	0.31	26.63	4.58	4.70	5.05	9.75
Feb98	0.27	20.31	5.32	5.44	4.50	9.94	0.27	24.33	4.49	4.63	6.00	10.63	0.35	41.13	3.40	3.50	5.50	9.00	0.31	28.19	4.33	4.44	5.05	9.49
Mar98	0.27	21.50	5.02	5.14	4.50	9.64	0.27	26.12	4.19	4.31	6.00	10.31	0.37	42.25	3.50	3.60	5.50	9.10	0.31	28.13	4.34	4.45	5.05	9.50
Apr98	0.27	20.81	5.19	5.31	4.50	9.81	0.27	25.17	4.34	4.47	6.00	10.47	0.37	40.94	3.62	3.71	5.50	9.21	0.31	27.00	4.52	4.63	5.05	9.68
May98	0.27	20.00	5.40	5.52	4.50	10.02	0.27	23.96	4.56	4.70	6.00	10.70	0.37	38.69	3.83	3.93	5.50	9.43	0.31	27.50	4.44	4.55	5.00	9.55
Jun98	0.27	19.81	5.45	5.59	5.00	10.59	0.27	23.79	4.60	4.73	6.00	10.73	0.37	40.13	3.69	3.80	6.00	9.80	0.31	27.97	4.36	4.47	5.00	9.47
Jul98	0.27	18.81	5.74	5.88	5.00	10.88	0.27	22.83	4.79	4.93	6.00	10.93	0.37	38.50	3.84	3.97	6.45	10.42	0.31	26.25	4.65	4.76	5.00	9.76
Aug98	0.27	18.31	5.90	6.04	5.00	11.04	0.27	22.46	4.87	5.01	6.00	11.01	0.37	38.81	3.81	3.93	6.00	9.93	0.31	24.38	5.01	5.13	5.00	10.13
Sep98	0.27	19.38	5.57	5.71	5.00	10.71	0.27	23.75	4.60	4.74	6.00	10.74	0.37	41.44	3.57	3.68	6.00	9.68	0.31	27.66	4.41	4.52	5.00	9.52
Oct98	0.27	20.94	5.16	5.29	5.00	10.29	0.27	25.63	4.27	4.39	6.00	10.39	0.37	42.38	3.49	3.60	6.00	9.60	0.31	27.88	4.38	4.49	5.00	9.49
Nov98	0.27	21.56	5.01	5.13	5.00	10.13	0.27	25.96	4.21	4.34	6.00	10.34	0.37	42.06	3.52	3.62	6.00	9.62	0.31	28.38	4.30	4.41	5.00	9.41
Dec98	0.27	23.06	4.68	4.80	5.00	9.80	0.28	26.33	4.25	4.38	6.00	10.38	0.37	42.25	3.50	3.60	5.50	9.10	0.31	25.88	4.71	4.83	5.00	9.83
Jan99	0.27	20.13	5.37	5.50	5.00	10.50	0.28	24.25	4.62	4.76	6.00	10.76	0.37	38.56	3.84	3.94	5.50	9.44	0.31	23.50	5.19	5.32	5.00	10.32

	AGL RESOURCES INC						NEW JERSEY RESOURCES						NICOR INC						NORTHWEST NATURAL GAS CO					
	Last Paid	Price		w/ .5 Grwth	I/B/E/S	w/ .5 Grwth	Last Paid	Price		w/ .5 Grwth	I/B/E/S	w/ .5 Grwth	Last Paid	Price		w/ .5 Grwth	I/B/E/S	w/ .5 Grwth	Last Paid	Price		w/ .5 Grwth	I/B/E/S	w/ .5 Grwth
Date	Dividend	Close	DY	DY	Growth	DCF	Dividend	Close	DY	DY	Growth	DCF	Dividend	Close	DY	DY	Growth	DCF	Dividend	Close	DY	DY	Growth	DCF
Feb99	0.27	19.06	5.67	5.81	5.00	10.81	0.28	23.29	4.81	4.95	6.00	10.95	0.37	38.19	3.88	3.99	6.00	9.99	0.31	24.47	4.99	5.11	5.00	10.11
Mar99	0.27	17.56	6.15	6.30	5.00	11.30	0.28	23.71	4.72	4.87	6.00	10.87	0.39	35.94	4.34	4.47	6.00	10.47	0.31	21.88	5.58	5.72	5.00	10.72
Apr99	0.27	18.19	5.94	6.09	5.00	11.09	0.28	24.58	4.56	4.69	6.00	10.69	0.39	36.38	4.29	4.42	6.00	10.42	0.31	22.56	5.41	5.54	5.00	10.54
May99	0.27	18.88	5.72	5.86	5.00	10.86	0.28	25.17	4.45	4.58	6.00	10.58	0.39	37.63	4.15	4.27	6.00	10.27	0.31	24.00	5.08	5.21	5.00	10.21
Jun99	0.27	18.44	5.86	6.00	5.00	11.00	0.28	24.96	4.49	4.62	6.00	10.62	0.39	38.06	4.10	4.22	6.00	10.22	0.31	24.13	5.06	5.18	5.00	10.18
Jul-99	0.27	18.88	5.72	5.86	5.00	10.86	0.28	26.37	4.25	4.37	6.00	10.37	0.39	38.69	4.03	4.15	6.00	10.15	0.31	26.38	4.63	4.74	5.00	9.74
Aug-99	0.27	18.06	5.98	6.13	5.00	11.13	0.28	25.83	4.34	4.47	6.00	10.47	0.39	38.69	4.03	4.15	6.00	10.15	0.31	25.00	4.88	5.00	5.00	10.00
Sep-99	0.27	16.25	6.65	6.81	5.00	11.81	0.28	26.67	4.20	4.33	6.00	10.33	0.39	37.19	4.19	4.32	6.00	10.32	0.31	25.81	4.73	4.84	5.00	9.84
Oct-99	0.27	17.38	6.22	6.37	5.00	11.37	0.28	27.13	4.13	4.25	6.00	10.25	0.39	38.75	4.03	4.16	6.90	11.06	0.31	25.88	4.71	4.83	5.00	9.83
Nov-99	0.27	18.50	5.84	5.98	5.00	10.98	0.28	26.83	4.17	4.30	6.00	10.30	0.39	34.69	4.50	4.64	6.45	11.09	0.31	25.13	4.86	4.96	4.50	9.46
Dec-99	0.27	17.00	6.35	6.51	5.00	11.51	0.29	26.04	4.40	4.54	6.00	10.54	0.39	32.50	4.80	4.95	6.45	11.40	0.31	21.94	5.56	5.67	4.00	9.67
Jan-00	0.27	17.19	6.28	6.44	5.00	11.44	0.29	25.21	4.55	4.69	6.00	10.69	0.39	34.25	4.55	4.70	6.45	11.15	0.31	20.50	6.05	6.17	4.00	10.17
Feb-00	0.27	17.06	6.33	6.49	5.00	11.49	0.29	24.75	4.63	4.77	6.00	10.77	0.39	30.38	5.14	5.29	6.00	11.29	0.31	19.50	6.36	6.49	4.00	10.49
Mar-00	0.27	18.38	5.88	6.02	5.00	11.02	0.29	28.50	4.02	4.14	6.00	10.14	0.42	32.94	5.04	5.19	6.00	11.19	0.31	19.50	6.36	6.49	4.00	10.49
Apr-00	0.27	17.50	6.17	6.33	5.00	11.33	0.29	26.83	4.27	4.40	6.00	10.40	0.42	33.88	4.90	5.05	6.00	11.05	0.31	22.00	5.64	5.75	4.00	9.75
May-00	0.27	16.63	6.50	6.66	5.00	11.66	0.29	25.83	4.44	4.58	6.25	10.83	0.42	36.69	4.52	4.67	6.45	11.12	0.31	21.75	5.70	5.79	3.00	8.79
Jun-00	0.27	15.94	6.78	6.95	5.00	11.95	0.29	25.37	4.52	4.66	6.25	10.91	0.42	32.63	5.09	5.25	6.45	11.70	0.31	22.38	5.54	5.65	4.00	9.65
Jul-00	0.27	18.06	5.98	6.14	5.30	11.44	0.29	26.67	4.30	4.43	6.25	10.68	0.42	34.69	4.79	4.94	6.45	11.39	0.31	23.13	5.36	5.47	4.00	9.47
Aug-00	0.27	18.94	5.70	5.85	5.30	11.15	0.29	26.67	4.30	4.43	6.25	10.68	0.42	36.88	4.50	4.65	6.45	11.10	0.31	23.00	5.39	5.53	5.00	10.53
Sep-00	0.27	20.06	5.38	5.53	5.30	10.83	0.29	27.08	4.23	4.37	6.25	10.62	0.42	36.19	4.59	4.74	6.45	11.19	0.31	22.75	5.45	5.59	5.00	10.59
Oct-00	0.27	20.38	5.30	5.44	5.30	10.74	0.29	26.63	4.31	4.44	6.25	10.69	0.42	35.31	4.70	4.85	6.45	11.30	0.31	23.44	5.29	5.42	5.00	10.42
Nov-00	0.27	22.50	4.80	4.93	5.30	10.23	0.29	26.83	4.27	4.41	6.50	10.91	0.42	38.56	4.30	4.43	6.00	10.43	0.31	24.00	5.17	5.30	5.00	10.30
Dec-00	0.27	22.06	4.90	5.03	5.30	10.33	0.29	28.83	4.07	4.20	6.50	10.70	0.42	43.19	3.84	3.96	6.00	9.96	0.31	26.50	4.68	4.80	5.00	9.80
Jan-01	0.27	20.50	5.27	5.41	5.30	10.71	0.29	24.84	4.72	4.88	6.50	11.38	0.42	35.66	4.66	4.79	6.00	10.79	0.31	24.01	5.16	5.29	5.00	10.29
Feb-01	0.27	21.63	4.99	5.13	5.30	10.43	0.29	25.51	4.60	4.75	6.50	11.25	0.42	37.00	4.49	4.62	6.00	10.62	0.31	24.45	5.07	5.20	5.00	10.20
Mar-01	0.27	21.91	4.93	5.06	5.30	10.36	0.29	27.43	4.28	4.42	6.50	10.92	0.44	37.27	4.72	4.86	6.00	10.86	0.31	24.00	5.17	5.30	5.00	10.30
Apr-01	0.27	22.85	4.73	4.84	5.00	9.84	0.29	28.86	4.07	4.20	6.50	10.70	0.44	39.19	4.49	4.63	6.00	10.63	0.31	22.20	5.59	5.73	5.00	10.73
May-01	0.27	23.50	4.60	4.71	5.00	9.71	0.29	29.76	3.94	4.07	6.50	10.57	0.44	38.79	4.54	4.67	6.00	10.67	0.31	23.90	5.19	5.31	4.50	9.81
Jun-01	0.27	23.75	4.55	4.70	6.50	11.20	0.29	30.13	3.89	4.02	6.50	10.52	0.44	38.98	4.52	4.65	6.00	10.65	0.31	24.20	5.12	5.24	4.50	9.74
Jul-01	0.27	23.41	4.61	4.80	8.00	12.80	0.29	28.97	4.05	4.18	6.50	10.68	0.44	35.65	4.94	5.08	6.00	11.08	0.31	24.26	5.11	5.22	4.20	9.42
Aug-01	0.27	24.25	4.45	4.63	8.00	12.63	0.29	28.81	4.07	4.20	6.25	10.45	0.44	38.33	4.59	4.73	6.00	10.73	0.31	24.80	5.00	5.12	4.60	9.72
Sep-01	0.27	20.80	5.19	5.40	8.00	13.40	0.29	29.03	4.04	4.17	6.50	10.67	0.44	39.06	4.51	4.64	6.00	10.64	0.31	23.02	5.39	5.52	5.00	10.52
Oct-01	0.27	21.13	5.11	5.32	8.00	13.32	0.29	30.45	3.85	3.98	6.50	10.48	0.42	39.88	4.16	4.29	6.00	10.29	0.32	24.22	5.20	5.33	5.00	10.33
Nov-01	0.27	21.43	5.04	5.24	8.00	13.24	0.29	31.30	3.75	3.87	6.25	10.12	0.42	38.97	4.26	4.39	6.00	10.39	0.32	24.45	5.15	5.26	4.20	9.46
Dec-01	0.27	22.60	4.78	4.97	8.00	12.97	0.29	31.17	3.76	3.88	6.25	10.13	0.44	41.59	4.23	4.36	6.00	10.36	0.32	25.52	4.94	5.04	4.20	9.24
Jan-02	0.27	21.28	5.08	5.28	8.00	13.28	0.30	30.25	3.97	4.09	6.25	10.34	0.44	40.64	4.33	4.46	6.00	10.46	0.32	26.15	4.82	4.93	4.60	9.53
Feb-02	0.27	22.25	4.85	5.05	8.00	13.05	0.30	30.39	3.95	4.07	6.00	10.07	0.44	41.85	4.21	4.33	6.00	10.33	0.32	26.34	4.78	4.89	4.60	9.49
Mar-02	0.27	23.50	4.60	4.78	8.00	12.78	0.30	30.24	3.97	4.09	6.00	10.09	0.46	45.55	4.04	4.16	6.00	10.16	0.32	28.01	4.50	4.60	4.60	9.20
Apr-02	0.27	23.94	4.51	4.69	8.00	12.69	0.30	32.00	3.75	3.86	6.00	9.86	0.46	46.78	3.93	4.03	5.00	9.03	0.32	28.40	4.44	4.54	4.60	9.14
May-02	0.27	22.90	4.72	4.90	8.00	12.90	0.30	30.50	3.93	4.07	7.00	11.07	0.46	48.06	3.83	3.92	5.00	8.92	0.32	29.25	4.31	4.41	4.60	9.01
Jun-02	0.27	23.20	4.66	4.84	8.00	12.84	0.30	29.85	4.02	4.16	7.00	11.16	0.46	45.75	4.02	4.12	5.00	9.12	0.32	28.75	4.38	4.48	4.60	9.08
Jul-02	0.27	22.72	4.75	4.94	8.00	12.94	0.30	30.20	3.97	4.11	7.00	11.11	0.46	27.00	6.81	7.02	6.00	13.02	0.32	28.10	4.48	4.59	4.60	9.19
Aug-02	0.27	22.98	4.70	4.89	8.00	12.89	0.30	31.25	3.84	3.97	7.00	10.97	0.46	28.40	6.48	6.67	6.00	12.67	0.32	28.05	4.49	4.60	4.60	9.20
Sep-02	0.27	22.09	4.89	5.08	8.00	13.08	0.30	32.90	3.65	3.78	7.00	10.78	0.46	28.20	6.52	6.72	6.00	12.72	0.32	29.36	4.29	4.39	4.60	8.99
Oct-02	0.27	23.50	4.60	4.77	7.50	12.27	0.31	31.58	3.93	4.06	7.00	11.06	0.46	31.04	5.93	6.09	5.50	11.59	0.32	29.98	4.20	4.30	4.60	8.90
Nov-02	0.27	24.11	4.48	4.65	7.50	12.15	0.31	31.45	3.94	4.08	7.00	11.08	0.46	31.51	5.84	6.00	5.50	11.50	0.32	25.60	4.92	5.04	4.60	9.64
Dec-02	0.27	24.30	4.44	4.61	7.50	12.11	0.31	31.59	3.93	4.06	7.00	11.06	0.46	34.03	5.41	5.56	5.50	11.06	0.32	27.06	4.66	4.77	5.00	9.77
Jan-03	0.27	22.85	4.73	4.90	7.50	12.40	0.31	31.81	3.90	4.04	7.50	11.54	0.46	31.45	5.85	6.01	5.50	11.51	0.32	26.02	4.84	4.96	5.00	9.96
Feb-03	0.27	22.15	4.88	5.06	7.50	12.56	0.31	32.07	3.87	4.01	7.50	11.51	0.46	30.09	6.11	6.28	5.50	11.78	0.32	24.50	5.14	5.27	5.00	10.27
Mar-03	0.27	23.63	4.57	4.73	6.85	11.58	0.31	32.65	3.80	3.94	7.50	11.44	0.47	27.32	6.81	7.00	5.50	12.50	0.32	25.10	5.02	5.15	5.00	10.15
Apr-03	0.27	25.73	4.20	4.33	6.35	10.68	0.31	34.25	3.62	3.76	7.50	11.26	0.47	30.06	6.19	6.36	5.50	11.86	0.32	25.83	4.88	5.00	5.00	10.00
May-03	0.28	26.13	4.29	4.41	6.00	10.41	0.31	35.37	3.51	3.62	6.50	10.12	0.47	35.61	5.22	5.37	5.50	10.87	0.32	27.85	4.52	4.64	5.00	9.64
Jun-03	0.28	25.44	4.40	4.53	6.00	10.53	0.31	35.50	3.49	3.61	6.50	10.11	0.47	37.11	5.01	5.15	5.50	10.65	0.32	27.25	4.62	4.74	5.00	9.74
Jul-03	0.28	27.42	4.08	4.21	6.00	10.21	0.31	34.88	3.56	3.67	6.50	10.17	0.47	36.28	5.13	5.24	4.50	9.74	0.32	28.47	4.43	4.54	5.00	9.54
Aug-03	0.28	27.83	4.02	4.15	6.00	10.15	0.31	36.10	3.43	3.55	6.50	10.05	0.47	33.99	5.47	5.60	4.50	10.10	0.32	28.49	4.42	4.53	5.00	9.53
Sep-03	0.28	28.28	3.96	4.07	5.50	9.57	0.31	36.60	3.39	3.50	6.50	10.00	0.47	35.26	5.28	5.39	4.50	9.89	0.32	29.20	4.32	4.42	5.00	9.42
Oct-03	0.28	28.15	3.98	4.09	5.50	9.59	0.31	37.85	3.28	3.38	6.50	9.88	0.47	34.27	5.43	5.54	4.00	9.54	0.33	29.00	4.48	4.59	5.00	9.59
Nov-03	0.28	28.40	3.94	4.04	5.00	9.04	0.31	38.40	3.23	3.33	6.50	9.83	0.47	32.77	5.68	5.79	4.00	9.79	0.33	30.50	4.26	4.35	4.00	8.35
Dec-03	0.28	29.10	3.85	3.95	5.00	8.95	0.33	38.51	3.38	3.49	6.50	9.99	0.47	34.04	5.46	5.57	4.00	9.57	0.33	30.75	4.23	4.31	4.00	8.31
Jan-04	0.28	29.36	3.81	3.91	5.00	8.91	0.33	38.59	3.37	3.48	6.50	9.98	0.47	33.15	5.61	5.71	3.50	9.21	0.33	30.80	4.22	4.31	4.00	8.31
Feb-04	0.28	28.68	3.91	4.00	5.00	9.00	0.33	38.90	3.34	3.45	6.50	9.95	0.47	36.14	5.15	5.25	4.00	9.25	0.33	31.97	4.07	4.16	4.50	8.66
Mar-04	0.28	29.02	3.86	3.95	4.50	8.45	0.33	37.80	3.44	3.56	7.00	10.56	0.47	35.23	5.28	5.37	3.50	8.87	0.33	31.25	4.16	4.25	4.50	8.75
Apr-04	0.28	28.60	3.92	4.00	4.50	8.50	0.33	38.11	3.41	3.53	7.00	10.53	0.47	33.99	5.47	5.55	3.00	8.55	0.33	29.40	4.42	4.52	4.50	9.02
May-04	0.29	28.20	4.11	4.21	4.80	9.01	0.33	39.27	3.31	3.40	5.50	8.90	0.47	33.28	5.59	5.70	4.00	9.70	0.33	29.11	4.47	4.57	4.50	9.07
Jun-04	0.29	29.05	3.99	4.09	5.00	9.09	0.33	41.58	3.13	3.21	5.50	8.71	0.47	33.97	5.48	5.53	2.00	7.53	0.33	30.50	4.26	4.36	4.50	8.86
Jul-04	0.29	29.55	3.93	4.02	5.00	9.02	0.33	40.65	3.20	3.29	5.50	8.79	0.47	33.11	5.62	5.69	2.50	8.19	0.33	29.38	4.42	4.51	4.00	8.51
Aug-04	0.29	30.49	3.80	3.89	4.50	8.39	0.33	40.85	3.18	3.27	5.50	8.77	0.47	35.85	5.19	5.25	2.50	7.75	0.33	30.83	4.22	4.31	4.25	8.56
Sep-04	0.29	30.77	3.77	3.86	5.00	8.86	0.33	41.40	3.14	3.23	5.50	8.73	0.47	36.70	5.07	5.13	2.25	7.38	0.33	31.73	4.10	4.18	4.25	8.43
Oct-04	0.29	31.20	3.72	3.81	5.00	8.81	0.33	41.11	3.16	3.25	5.50	8.75	0.47	37.52	4.96	5.02	2.50	7.52	0.33	31.70	4.10	4.19	4.25	8.44
Nov-04	0.29	33.19	3.50	3.60	6.00	9.60	0.33	43.50	2.99	3.06	5.00	8.06	0.47	36.90	5.04	5.09	2.00	7.09	0.33	33.86	3.84	3.92	4.25	8.17
Dec-04	0.29	33.24	3.49	3.58	5	8.58	0.34	43.34	3.14	3.22	5	8.22	0.47	36.94	5.04	5.09	2.00	7.09	0.33	33.74	3.85	3.93	4.25	8.18

	PEOPLES ENERGY CORP						PIEDMONT NATURAL GAS CO						WASHINGTON GAS LIGHT CO					
	Last Paid	Price		w/ .5 Grwth	I/B/E/S	w/ .5 Grwth	Last Paid	Price		w/ .5 Grwth	I/B/E/S	w/ .5 Grwth	Last Paid	Price		w/ .5 Grwth	I/B/E/S	w/ .5 Grwth
Date	Dividend	Close	DY	DY	Growth	DCF	Dividend	Close	DY	DY	Growth	DCF	Dividend	Close	DY	DY	Growth	DCF
Dec-85	0.30	19.75	6.08	6.21	4.50	10.71	0.07	4.56	6.31	6.50	6.00	12.50	0.21	11.19	7.40	7.60	5.50	13.10
Jan-86	0.30	19.75	6.08	6.23	5.00	11.23	0.07	4.42	6.51	6.71	6.00	12.71	0.21	10.63	7.79	8.00	5.25	13.25
Feb-86	0.30	20.00	6.00	6.14	4.50	10.64	0.07	4.44	6.49	6.68	6.00	12.68	0.21	11.38	7.28	7.47	5.25	12.72
Mar-86	0.33	22.75	5.80	5.92	4.00	9.92	0.08	4.75	6.32	6.54	7.00	13.54	0.21	13.13	6.31	6.47	5.25	11.72
Apr-86	0.33	20.00	6.60	6.73	4.00	10.73	0.08	4.69	6.40	6.62	7.00	13.62	0.22	13.50	6.52	6.66	4.25	10.91
May-86	0.33	22.38	5.90	6.02	4.00	10.02	0.08	4.50	6.67	6.90	7.00	13.90	0.22	13.81	6.37	6.51	4.25	10.76
Jun-86	0.33	23.38	5.65	5.76	4.00	9.76	0.08	4.38	6.86	7.10	7.00	14.10	0.22	14.56	6.04	6.17	4.25	10.42
Jul-86	0.33	22.00	6.00	6.12	4.00	10.12	0.08	4.66	6.44	6.65	6.50	13.15	0.22	13.69	6.43	6.54	3.50	10.04
Aug-86	0.33	23.25	5.68	5.79	4.00	9.79	0.08	5.38	5.58	5.76	6.50	12.26	0.22	14.63	6.02	6.12	3.50	9.62
Sep-86	0.33	21.25	6.21	6.34	4.00	10.34	0.08	5.06	5.93	6.12	6.50	12.62	0.22	13.75	6.40	6.51	3.50	10.01
Oct-86	0.33	23.25	5.68	5.79	4.00	9.79	0.08	5.13	5.85	6.06	7.00	13.06	0.22	14.38	6.12	6.24	4.00	10.24
Nov-86	0.33	23.25	5.68	5.79	4.00	9.79	0.08	5.34	5.61	5.81	7.00	12.81	0.22	13.13	6.70	6.84	4.00	10.84
Dec-86	0.33	20.75	6.36	6.49	4.00	10.49	0.08	5.66	5.30	5.49	7.00	12.49	0.22	12.88	6.83	6.97	4.00	10.97
Jan-87	0.33	23.75	5.56	5.67	4.00	9.67	0.08	5.94	5.05	5.20	6.00	11.20	0.22	13.44	6.55	6.68	4.00	10.68
Feb-87	0.33	23.50	5.62	5.73	4.00	9.73	0.08	5.78	5.19	5.35	6.00	11.35	0.22	13.38	6.58	6.71	4.00	10.71
Mar-87	0.36	22.63	6.36	6.49	4.00	10.49	0.08	5.56	5.97	6.15	6.00	12.15	0.22	13.69	6.43	6.56	4.00	10.56
Apr-87	0.36	20.63	6.98	7.12	4.00	11.12	0.08	5.38	6.18	6.39	7.00	13.39	0.23	13.00	6.92	7.06	4.00	11.06
May-87	0.36	20.50	7.02	7.16	4.00	11.16	0.08	5.16	6.44	6.66	7.00	13.66	0.23	12.69	7.09	7.24	4.00	11.24
Jun-87	0.36	20.38	7.07	7.21	4.00	11.21	0.08	5.41	6.14	6.36	7.00	13.36	0.23	13.13	6.86	6.99	4.00	10.99
Jul-87	0.36	19.38	7.43	7.60	4.50	12.10	0.08	5.91	5.62	5.62	0.00	5.62	0.23	12.44	7.24	7.45	6.00	13.45
Aug-87	0.36	20.50	7.02	7.18	4.50	11.68	0.08	6.06	5.48	5.48	0.00	5.48	0.23	12.69	7.09	7.31	6.00	13.31
Sep-87	0.36	19.00	7.58	7.75	4.50	12.25	0.08	6.00	5.53	5.53	0.00	5.53	0.23	12.25	7.35	7.57	6.00	13.57
Oct-87	0.36	16.63	8.66	8.86	4.50	13.36	0.08	4.88	6.81	6.81	0.00	6.81	0.23	11.50	7.83	8.06	6.00	14.06
Nov-87	0.36	15.50	9.29	9.50	4.50	14.00	0.08	4.50	7.38	7.38	0.00	7.38	0.23	10.63	8.47	8.72	6.00	14.72
Dec-87	0.36	15.25	9.44	9.66	4.50	14.16	0.08	4.84	6.85	6.85	0.00	6.85	0.23	11.19	8.04	8.29	6.00	14.29
Jan-88	0.36	17.75	8.11	8.27	4.00	12.27	0.08	4.94	6.72	6.72	0.00	6.72	0.23	11.50	7.83	7.98	4.00	11.98
Feb-88	0.36	18.88	7.63	7.82	5.00	12.82	0.08	5.44	6.11	6.11	0.00	6.11	0.23	11.81	7.62	7.77	4.00	11.77
Mar-88	0.38	16.88	9.01	9.23	5.00	14.23	0.09	5.50	6.76	6.76	0.00	6.76	0.23	11.63	7.74	7.90	4.00	11.90
Apr-88	0.38	17.13	8.88	9.10	5.00	14.10	0.09	5.41	6.88	7.29	12.00	19.29	0.24	11.94	7.87	8.03	4.00	12.03
May-88	0.38	19.00	8.00	8.32	8.00	16.32	0.09	5.31	7.00	7.42	12.00	19.42	0.24	12.00	7.83	7.99	4.00	11.99
Jun-88	0.38	19.50	7.79	8.03	6.00	14.03	0.09	5.50	6.76	7.17	12.00	19.17	0.24	12.50	7.52	7.67	4.00	11.67
Jul-88	0.38	21.38	7.11	7.32	6.00	13.32	0.09	5.59	6.65	7.05	12.00	19.05	0.24	13.00	7.23	7.38	4.00	11.38
Aug-88	0.38	18.50	8.22	8.46	6.00	14.46	0.09	5.69	6.54	6.93	12.00	18.93	0.24	12.75	7.37	7.58	5.50	13.08
Sep-88	0.38	18.63	8.16	8.41	6.00	14.41	0.09	5.75	6.47	6.76	9.05	15.81	0.24	12.94	7.27	7.47	5.50	12.97
Oct-88	0.38	19.75	7.70	7.93	6.00	13.93	0.09	6.03	6.17	6.45	9.05	15.50	0.24	12.50	7.52	7.74	5.75	13.49
Nov-88	0.38	20.38	7.46	7.68	6.00	13.68	0.09	5.91	6.30	6.58	9.05	15.63	0.24	12.44	7.56	7.77	5.75	13.52
Dec-88	0.38	19.25	7.90	8.13	6.00	14.13	0.09	6.09	6.10	6.38	9.05	15.43	0.24	12.38	7.60	7.81	5.75	13.56
Jan-89	0.38	20.63	7.37	7.59	6.00	13.59	0.09	6.19	6.01	6.28	9.05	15.33	0.24	12.56	7.48	7.70	5.75	13.45
Feb-89	0.38	20.00	7.60	7.79	5.00	12.79	0.09	6.28	5.92	6.19	9.05	15.24	0.24	12.38	7.60	7.81	5.75	13.56
Mar-89	0.40	21.00	7.62	7.83	5.50	13.33	0.10	5.88	6.81	7.12	9.05	16.17	0.24	12.56	7.48	7.70	5.75	13.45
Apr-89	0.40	21.50	7.44	7.65	5.50	13.15	0.10	6.09	6.56	6.86	9.05	15.91	0.25	12.81	7.65	7.86	5.50	13.36
May-89	0.40	22.13	7.23	7.41	5.00	12.41	0.10	6.03	6.63	6.93	9.05	15.98	0.25	12.75	7.69	7.90	5.50	13.40
Jun-89	0.40	23.00	6.96	7.13	5.00	12.13	0.10	6.25	6.40	6.69	9.05	15.74	0.25	13.81	7.09	7.29	5.50	12.79
Jul-89	0.40	23.50	6.81	6.94	4.00	10.94	0.10	6.34	6.31	6.59	9.05	15.64	0.25	14.19	6.91	7.05	4.00	11.05
Aug-89	0.40	23.25	6.88	7.04	4.50	11.54	0.10	6.72	5.95	6.22	9.05	15.27	0.25	14.06	6.97	7.15	5.25	12.40
Sep-89	0.40	22.13	7.23	7.39	4.50	11.89	0.10	6.88	5.82	6.08	9.05	15.13	0.25	14.38	6.82	7.00	5.25	12.25
Oct-89	0.40	23.75	6.74	6.91	5.00	11.91	0.10	7.03	5.69	5.95	9.05	15.00	0.25	14.06	6.97	7.16	5.50	12.66
Nov-89	0.40	24.50	6.53	6.69	5.00	11.69	0.10	6.91	5.79	6.05	9.05	15.10	0.25	14.81	6.62	6.79	5.25	12.04
Dec-89	0.40	25.75	6.21	6.34	4.00	10.34	0.10	7.03	5.69	6.22	18.60	24.82	0.25	15.75	6.22	6.41	6.00	12.41
Jan-90	0.40	24.75	6.46	6.59	4.00	10.59	0.10	6.72	5.95	6.51	18.60	25.11	0.25	14.88	6.59	6.79	6.00	12.79
Feb-90	0.40	24.88	6.43	6.56	4.00	10.56	0.10	6.88	5.82	6.36	18.60	24.96	0.25	14.44	6.79	6.99	6.00	12.99
Mar-90	0.42	22.88	7.26	7.40	4.00	11.40	0.11	6.97	6.03	6.55	17.50	24.05	0.25	14.81	6.62	6.78	5.00	11.78
Apr-90	0.42	21.75	7.63	7.78	4.00	11.78	0.11	6.78	6.19	6.74	17.50	24.24	0.26	14.31	7.13	7.30	5.00	12.30
May-90	0.42	22.63	7.34	7.48	4.00	11.48	0.11	7.03	5.97	6.50	17.50	24.00	0.26	15.06	6.77	6.91	4.00	10.91
Jun-90	0.42	22.00	7.55	7.70	4.00	11.70	0.11	6.84	6.14	6.60	15.00	21.60	0.26	15.06	6.77	6.94	5.00	11.94
Jul-90	0.42	22.75	7.30	7.42	3.50	10.92	0.11	6.78	6.19	6.66	15.00	21.66	0.26	14.75	6.92	7.09	5.00	12.09
Aug-90	0.42	20.88	7.95	8.12	4.25	12.37	0.11	6.47	6.49	6.98	15.00	21.98	0.26	14.25	7.16	7.34	5.00	12.34
Sep-90	0.42	23.00	7.22	7.37	4.25	11.62	0.11	6.84	6.14	6.60	15.00	21.60	0.26	14.75	6.92	7.09	5.00	12.09
Oct-90	0.42	24.88	6.67	6.79	3.50	10.29	0.11	6.94	6.05	6.41	11.63	18.04	0.26	13.88	7.35	7.54	5.00	12.54
Nov-90	0.42	24.63	6.74	6.86	3.50	10.36	0.11	7.28	5.77	6.10	11.63	17.73	0.26	13.63	7.49	7.67	5.00	12.67
Dec-90	0.42	23.63	7.03	7.16	3.75	10.91	0.11	7.34	5.72	6.05	11.63	17.68	0.26	14.75	6.92	7.07	4.50	11.57
Jan-91	0.42	22.75	7.30	7.46	4.50	11.96	0.11	7.47	5.62	5.95	11.50	17.45	0.26	14.00	7.29	7.45	4.50	11.95
Feb-91	0.42	23.00	7.22	7.38	4.50	11.88	0.11	7.03	5.97	6.32	11.50	17.82	0.26	14.69	6.94	7.12	5.00	12.12
Mar-91	0.43	23.88	7.20	7.35	4.00	11.35	0.11	7.19	6.12	6.43	10.00	16.43	0.26	14.31	7.13	7.29	4.50	11.79
Apr-91	0.43	23.75	7.24	7.41	4.50	11.91	0.11	6.53	6.74	7.01	8.00	15.01	0.26	14.56	7.20	7.38	5.00	12.38
May-91	0.43	25.75	6.68	6.83	4.50	11.33	0.11	7.00	6.29	6.54	8.00	14.54	0.26	14.56	7.20	7.38	5.00	12.38
Jun-91	0.43	24.75	6.95	7.11	4.50	11.61	0.11	6.97	6.31	6.57	8.00	14.57	0.26	14.25	7.35	7.50	4.00	11.50
Jul-91	0.43	26.00	6.62	6.75	4.00	10.75	0.11	7.25	6.07	6.28	7.00	13.28	0.26	15.13	6.93	7.07	4.00	11.07
Aug-91	0.43	25.88	6.65	6.78	4.00	10.78	0.11	7.72	5.70	5.90	7.00	12.90	0.26	15.31	6.84	6.98	4.00	10.98
Sep-91	0.43	25.88	6.65	6.80	4.50	11.30	0.11	7.50	5.87	6.10	8.00	14.10	0.26	17.00	6.16	6.29	4.00	10.29
Oct-91	0.43	27.13	6.34	6.48	4.50	10.98	0.11	7.53	5.84	6.09	8.50	14.59	0.26	17.13	6.12	6.24	4.00	10.24
Nov-91	0.43	26.50	6.49	6.65	5.00	11.65	0.11	7.66	5.75	5.99	8.50	14.49	0.26	17.00	6.16	6.29	4.00	10.29
Dec-91	0.43	26.63	6.46	6.62	5.00	11.62	0.11	8.34	5.27	5.43	6.00	11.43	0.26	17.25	6.08	6.20	4.00	10.20
Jan-92	0.43	26.63	6.46	6.62	5.00	11.62	0.11	8.22	5.35	5.62	10.00	15.62	0.26	16.63	6.30	6.43	4.00	10.43
Feb-92	0.43	26.25	6.55	6.67	3.50	10.17	0.11	8.41	5.23	5.50	10.00	15.50	0.26	16.88	6.21	6.33	4.00	10.33
Mar-92	0.44	25.63	6.87	7.00	3.75	10.75	0.12	8.00	5.75	6.04	10.00	16.04	0.26	16.00	6.55	6.68	4.00	10.68
Apr-92	0.44	26.25	6.70	6.84	4.00	10.84	0.12	7.97	5.77	6.06	10.00	16.06	0.27	16.50	6.50	6.63	4.00	10.63
May-92	0.44	26.50	6.64	6.77	4.00	10.77	0.12	8.63	5.33	5.57	9.00	14.57	0.27	17.63	6.08	6.20	4.00	10.20
Jun-92	0.44	26.25	6.70	6.83	3.75	10.58	0.12	8.50	5.41	5.66	9.00	14.66	0.27	18.13	5.91	6.03	4.00	10.03

	PEOPLES ENERGY CORP						PIEDMONT NATURAL GAS CO						WASHINGTON GAS LIGHT CO					
	Last Paid	Price		w/ .5 Grwth	I/B/E/S	w/ .5 Grwth	Last Paid	Price		w/ .5 Grwth	I/B/E/S	w/ .5 Grwth	Last Paid	Price		w/ .5 Grwth	I/B/E/S	w/ .5 Grwth
Date	Dividend	Close	DY	DY	Growth	DCF	Dividend	Close	DY	DY	Growth	DCF	Dividend	Close	DY	DY	Growth	DCF
Jul-92	0.44	30.13	5.84	5.95	3.75	9.70	0.12	9.22	4.99	5.21	9.00	14.21	0.27	18.25	5.87	6.01	4.50	10.51
Aug-92	0.44	29.75	5.92	6.03	3.75	9.78	0.12	9.25	4.97	5.20	9.00	14.20	0.27	19.25	5.57	5.69	4.50	10.19
Sep-92	0.44	31.25	5.63	5.74	3.75	9.49	0.12	9.69	4.75	4.96	9.00	13.96	0.27	19.44	5.51	5.64	4.50	10.14
Oct-92	0.44	31.00	5.68	5.78	3.75	9.53	0.12	9.88	4.66	4.87	9.00	13.87	0.27	18.94	5.66	5.79	4.50	10.29
Nov-92	0.44	31.00	5.68	5.79	4.00	9.79	0.12	9.91	4.64	4.85	9.00	13.85	0.27	18.13	5.91	6.06	5.00	11.06
Dec-92	0.44	30.13	5.84	5.96	4.00	9.96	0.12	9.63	4.78	4.99	9.00	13.99	0.27	19.31	5.55	5.69	5.00	10.69
Jan93	0.44	30.00	5.87	5.98	4.00	9.98	0.12	9.78	4.70	4.90	8.50	13.40	0.27	18.75	5.70	5.84	5.00	10.84
Feb93	0.44	32.50	5.42	5.52	4.00	9.52	0.12	10.91	4.22	4.40	8.50	12.90	0.27	19.94	5.36	5.49	5.00	10.49
Mar93	0.45	31.38	5.67	5.80	4.50	10.30	0.12	10.97	4.47	4.65	8.00	12.65	0.27	22.19	4.81	4.93	5.00	9.93
Apr93	0.45	30.13	5.91	6.04	4.50	10.54	0.12	11.81	4.15	4.32	8.50	12.82	0.27	20.63	5.28	5.41	5.00	10.41
May93	0.45	31.75	5.61	5.73	4.50	10.23	0.12	11.00	4.45	4.63	8.00	12.63	0.27	20.38	5.34	5.46	4.50	9.96
Jun93	0.45	32.38	5.50	5.62	4.50	10.12	0.12	11.38	4.31	4.48	8.00	12.48	0.27	21.88	4.97	5.09	4.50	9.59
Jul93	0.45	34.25	5.20	5.33	5.25	10.58	0.12	12.19	4.02	4.18	8.00	12.18	0.27	22.00	4.95	5.07	5.00	10.07
Aug93	0.45	34.50	5.16	5.29	5.25	10.54	0.12	12.69	3.86	4.00	7.00	11.00	0.27	22.13	4.92	5.04	5.00	10.04
Sep93	0.45	31.88	5.58	5.73	5.25	10.98	0.12	12.69	3.86	4.00	7.00	11.00	0.27	22.69	4.80	4.92	5.00	9.92
Oct93	0.45	31.75	5.61	5.75	5.25	11.00	0.12	12.69	3.86	4.00	7.00	11.00	0.27	21.44	5.08	5.20	5.00	10.20
Nov93	0.45	29.13	6.11	6.24	4.25	10.49	0.12	10.63	4.61	4.77	7.00	11.77	0.27	20.44	5.32	5.44	4.50	9.94
Dec93	0.45	30.50	5.84	5.96	4.25	10.21	0.12	10.06	4.87	5.00	5.50	10.50	0.27	20.63	5.28	5.37	3.50	8.87
Jan94	0.45	30.88	5.77	5.89	4.25	10.14	0.12	10.88	4.51	4.63	5.50	10.13	0.27	20.75	5.24	5.34	3.50	8.84
Feb94	0.45	29.88	5.96	6.06	3.50	9.56	0.12	11.19	4.38	4.50	5.50	10.00	0.27	20.06	5.42	5.53	4.00	9.53
Mar94	0.45	27.38	6.58	6.72	4.25	10.97	0.13	10.50	4.95	5.09	5.50	10.59	0.27	19.75	5.51	5.62	4.00	9.62
Apr94	0.45	31.00	5.81	5.92	4.00	9.92	0.13	10.56	4.92	5.06	5.50	10.56	0.28	19.31	5.74	5.85	4.00	9.85
May94	0.45	27.88	6.46	6.62	5.00	11.62	0.13	10.00	5.20	5.36	6.00	11.36	0.28	19.00	5.83	5.95	4.00	9.95
Jun94	0.45	23.38	7.70	7.89	5.00	12.89	0.13	10.13	5.14	5.29	6.00	11.29	0.28	18.88	5.87	6.00	4.50	10.50
Jul94	0.45	25.63	7.02	7.16	4.00	11.16	0.13	10.69	4.87	5.01	5.85	10.86	0.28	19.00	5.83	5.96	4.50	10.46
Aug94	0.45	26.75	6.73	6.83	3.00	9.83	0.13	10.50	4.95	5.10	5.85	10.95	0.28	19.00	5.83	5.95	4.00	9.95
Sep94	0.45	26.25	6.86	6.96	3.00	9.96	0.13	10.75	4.84	4.98	6.00	10.98	0.28	17.94	6.18	6.30	4.00	10.30
Oct94	0.45	28.13	6.40	6.50	3.00	9.50	0.13	10.06	5.17	5.32	6.00	11.32	0.28	17.94	6.18	6.30	4.00	10.30
Nov94	0.45	24.50	7.35	7.46	3.00	10.46	0.13	9.81	5.30	5.46	6.00	11.46	0.28	16.69	6.64	6.77	4.00	10.77
Dec94	0.45	26.13	6.89	6.99	3.00	9.99	0.13	9.44	5.51	5.68	6.00	11.68	0.28	16.75	6.61	6.75	4.00	10.75
Jan95	0.45	26.38	6.82	6.93	3.00	9.93	0.13	9.44	5.51	5.68	6.00	11.68	0.28	17.25	6.42	6.55	4.00	10.55
Feb95	0.45	26.25	6.86	6.96	3.00	9.96	0.13	9.88	5.27	5.41	5.50	10.91	0.28	19.06	5.81	5.93	4.00	9.93
Mar95	0.45	25.00	7.20	7.31	3.00	10.31	0.14	10.19	5.40	5.55	5.50	11.05	0.28	20.19	5.49	5.60	4.00	9.60
Apr95	0.45	25.25	7.13	7.24	3.00	10.24	0.14	10.19	5.40	5.56	6.00	11.56	0.28	19.50	5.74	5.86	4.00	9.86
May95	0.45	26.75	6.73	6.83	3.00	9.83	0.14	10.19	5.40	5.56	6.00	11.56	0.28	19.38	5.78	5.90	4.00	9.90
Jun95	0.45	25.88	6.96	7.06	3.00	10.06	0.14	10.38	5.30	5.46	6.00	11.46	0.28	18.88	5.93	6.05	4.00	10.05
Jul95	0.45	26.25	6.86	6.96	3.00	9.96	0.14	9.94	5.53	5.70	6.00	11.70	0.28	18.25	6.14	6.23	3.00	9.23
Aug95	0.45	27.25	6.61	6.70	3.00	9.70	0.14	10.19	5.40	5.56	6.00	11.56	0.28	19.13	5.86	5.94	3.00	8.94
Sep95	0.45	27.50	6.55	6.64	3.00	9.64	0.14	10.00	5.50	5.67	6.00	11.67	0.28	19.88	5.64	5.72	3.00	8.72
Oct95	0.45	28.75	6.26	6.35	3.00	9.35	0.14	11.00	5.00	5.15	6.00	11.15	0.28	19.13	5.86	5.94	3.00	8.94
Nov95	0.45	30.50	5.90	5.99	3.00	8.99	0.14	11.75	4.68	4.84	7.00	11.84	0.28	20.88	5.37	5.45	3.00	8.45
Dec95	0.45	31.75	5.67	5.75	3.00	8.75	0.14	11.63	4.73	4.90	7.00	11.90	0.28	20.50	5.46	5.55	3.00	8.55
Jan96	0.45	32.63	5.52	5.60	3.00	8.60	0.14	11.69	4.71	4.87	7.00	11.87	0.28	21.88	5.12	5.21	3.50	8.71
Feb96	0.45	31.00	5.81	5.89	3.00	8.89	0.14	11.25	4.89	5.06	7.00	12.06	0.28	21.88	5.12	5.21	3.50	8.71
Mar96	0.46	32.38	5.68	5.77	3.00	8.77	0.15	11.13	5.21	5.40	7.00	12.40	0.28	21.88	5.12	5.21	3.50	8.71
Apr96	0.46	31.50	5.84	5.94	3.50	9.44	0.15	10.81	5.36	5.55	6.90	12.45	0.29	21.00	5.43	5.52	3.50	9.02
May96	0.46	32.00	5.75	5.87	4.00	9.87	0.15	10.81	5.36	5.55	6.90	12.45	0.29	20.75	5.49	5.60	4.00	9.60
Jun96	0.46	33.50	5.49	5.60	4.00	9.60	0.15	11.56	5.02	5.19	7.00	12.19	0.29	22.00	5.18	5.29	4.00	9.29
Jul96	0.46	31.13	5.91	6.03	4.00	10.03	0.15	11.81	4.91	5.08	7.00	12.08	0.29	20.75	5.49	5.60	4.00	9.60
Aug96	0.46	34.00	5.41	5.52	4.00	9.52	0.15	12.38	4.69	4.85	7.00	11.85	0.29	21.88	5.21	5.32	4.00	9.32
Sep96	0.46	34.00	5.41	5.52	4.00	9.52	0.15	12.06	4.81	4.98	7.00	11.98	0.29	22.00	5.18	5.29	4.00	9.29
Oct96	0.46	35.25	5.22	5.32	4.00	9.32	0.15	12.25	4.73	4.90	7.00	11.90	0.29	22.38	5.09	5.20	4.00	9.20
Nov96	0.46	36.25	5.08	5.18	4.00	9.18	0.15	12.56	4.62	4.78	7.00	11.78	0.29	23.88	4.77	4.87	4.00	8.87
Dec96	0.46	33.88	5.43	5.54	4.00	9.54	0.15	11.69	4.96	5.14	7.00	12.14	0.29	22.63	5.04	5.14	4.00	9.14
Jan97	0.46	33.25	5.53	5.64	4.00	9.64	0.15	12.06	4.81	4.98	7.00	11.98	0.29	22.13	5.15	5.26	4.00	9.26
Feb97	0.46	33.88	5.43	5.51	3.00	8.51	0.15	11.81	4.91	5.08	7.00	12.08	0.29	22.13	5.15	5.26	4.00	9.26
Mar97	0.47	33.13	5.68	5.76	3.00	8.76	0.15	11.50	5.30	5.46	6.00	11.46	0.29	22.50	5.07	5.17	4.00	9.17
Apr97	0.47	33.75	5.57	5.65	3.00	8.65	0.15	11.75	5.19	5.32	5.00	10.32	0.30	22.75	5.19	5.29	4.00	9.29
May97	0.47	35.50	5.30	5.39	3.50	8.89	0.15	12.19	5.01	5.13	5.00	10.13	0.30	24.63	4.79	4.89	4.00	8.89
Jun97	0.47	37.44	5.02	5.11	3.50	8.61	0.15	12.84	4.75	4.87	5.00	9.87	0.30	25.13	4.70	4.79	4.00	8.79
Jul97	0.47	38.38	4.90	4.98	3.50	8.48	0.15	12.50	4.88	5.00	5.00	10.00	0.30	25.81	4.57	4.66	4.00	8.66
Aug97	0.47	37.69	4.99	5.08	3.50	8.58	0.15	13.22	4.61	4.73	5.00	9.73	0.30	25.44	4.64	4.73	4.00	8.73
Sep97	0.47	37.69	4.99	5.08	3.50	8.58	0.15	14.56	4.19	4.29	5.00	9.29	0.30	25.63	4.60	4.70	4.00	8.70
Oct97	0.47	35.75	5.26	5.35	3.50	8.85	0.15	14.00	4.36	4.47	5.00	9.47	0.30	25.69	4.59	4.69	4.00	8.69
Nov97	0.47	36.63	5.13	5.24	4.00	9.24	0.15	16.34	3.73	3.83	5.00	8.83	0.30	26.81	4.40	4.49	4.00	8.49
Dec97	0.47	39.38	4.77	4.87	4.00	8.87	0.15	17.97	3.39	3.51	6.50	10.01	0.30	30.94	3.81	3.91	5.00	8.91
Jan98	0.47	37.75	4.98	5.08	4.00	9.08	0.15	15.16	4.02	4.16	6.50	10.66	0.30	26.50	4.45	4.56	5.00	9.56
Feb98	0.47	36.13	5.20	5.30	3.50	8.80	0.15	15.50	3.94	4.09	8.00	12.09	0.30	26.94	4.38	4.49	5.00	9.49
Mar98	0.48	36.38	5.28	5.37	3.50	8.87	0.16	17.38	3.74	3.89	8.00	11.89	0.30	27.38	4.31	4.42	5.00	9.42
Apr98	0.48	36.25	5.30	5.39	3.50	8.89	0.16	17.03	3.82	3.97	8.00	11.97	0.30	27.19	4.41	4.52	5.00	9.52
May98	0.48	36.88	5.21	5.30	3.50	8.80	0.16	15.84	4.10	4.27	8.00	12.27	0.30	26.06	4.60	4.72	5.00	9.72
Jun98	0.48	38.63	4.97	5.07	4.00	9.07	0.16	16.81	3.87	4.02	8.00	12.02	0.30	26.75	4.49	4.59	4.75	9.34
Jul98	0.48	35.00	5.49	5.60	4.00	9.60	0.16	14.56	4.46	4.64	8.00	12.64	0.30	23.75	5.05	5.18	5.00	10.18
Aug98	0.48	33.13	5.80	5.91	4.00	9.91	0.16	14.09	4.61	4.80	8.00	12.80	0.30	23.75	5.05	5.18	5.00	10.18
Sep98	0.48	36.00	5.33	5.44	4.00	9.44	0.16	16.94	3.84	3.99	8.00	11.99	0.30	27.69	4.33	4.44	5.00	9.44
Oct98	0.48	36.88	5.21	5.30	3.75	9.05	0.16	17.38	3.74	3.89	8.00	11.89	0.30	26.44	4.54	4.65	5.00	9.65
Nov98	0.48	37.69	5.09	5.19	3.75	8.94	0.16	17.50	3.71	3.84	6.50	10.34	0.30	25.50	4.71	4.82	5.00	9.82
Dec98	0.48	39.88	4.82	4.91	4.00	8.91	0.16	18.00	3.61	3.73	6.50	10.23	0.30	27.00	4.44	4.56	5.00	9.56
Jan99	0.48	34.31	5.60	5.71	4.00	9.71	0.16	15.44	4.21	4.35	6.50	10.85	0.30	24.00	5.00	5.13	5.00	10.13

	PEOPLES ENERGY CORP						PIEDMONT NATURAL GAS CO						WASHINGTON GAS LIGHT CO					
	Last Paid	Price		w/ .5 Grwth	I/B/E/S	w/ .5 Grwth	Last Paid	Price		w/ .5 Grwth	I/B/E/S	w/ .5 Grwth	Last Paid	Price		w/ .5 Grwth	I/B/E/S	w/ .5 Grwth
Date	Dividend	Close	DY	DY	Growth	DCF	Dividend	Close	DY	DY	Growth	DCF	Dividend	Close	DY	DY	Growth	DCF
Feb99	0.48	33.94	5.66	5.77	4.00	9.77	0.16	17.06	3.81	3.93	6.50	10.43	0.30	23.94	5.01	5.14	5.00	10.14
Mar99	0.49	32.31	6.07	6.19	4.00	10.19	0.17	17.50	3.94	4.06	6.00	10.06	0.30	22.63	5.30	5.44	5.00	10.44
Apr99	0.49	37.38	5.24	5.35	4.00	9.35	0.17	15.94	4.33	4.46	6.00	10.46	0.31	23.56	5.18	5.31	5.00	10.31
May99	0.49	38.50	5.09	5.19	4.00	9.19	0.17	16.91	4.08	4.20	6.00	10.20	0.31	24.44	4.99	5.12	5.00	10.12
Jun99	0.49	37.69	5.20	5.30	4.00	9.30	0.17	15.56	4.43	4.57	6.00	10.57	0.31	26.00	4.69	4.81	5.00	9.81
Jul-99	0.49	36.81	5.32	5.43	4.00	9.43	0.17	17.03	4.05	4.17	6.00	10.17	0.31	27.88	4.38	4.49	5.00	9.49
Aug-99	0.49	36.44	5.38	5.49	4.00	9.49	0.17	16.78	4.11	4.24	6.00	10.24	0.31	26.69	4.57	4.69	5.00	9.69
Sep-99	0.49	35.19	5.57	5.68	4.00	9.68	0.17	15.16	4.55	4.69	6.00	10.69	0.31	27.13	4.50	4.61	5.00	9.61
Oct-99	0.49	38.00	5.16	5.25	3.75	9.00	0.17	16.00	4.31	4.44	6.00	10.44	0.31	27.19	4.49	4.60	5.00	9.60
Nov-99	0.49	36.75	5.33	5.45	4.50	9.95	0.17	15.88	4.35	4.48	6.00	10.48	0.31	28.00	4.36	4.47	5.00	9.47
Dec-99	0.49	33.50	5.85	5.98	4.50	10.48	0.17	15.06	4.58	4.72	6.00	10.72	0.31	27.50	4.44	4.54	4.75	9.29
Jan-00	0.49	31.25	6.27	6.41	4.50	10.91	0.17	14.25	4.84	4.99	6.00	10.99	0.31	25.13	4.86	4.97	4.75	9.72
Feb-00	0.49	28.94	6.77	6.93	4.50	11.43	0.17	12.38	5.58	5.74	6.00	11.74	0.31	23.88	5.11	5.23	4.75	9.98
Mar-00	0.50	27.44	7.29	7.45	4.50	11.95	0.18	13.03	5.60	5.77	6.00	11.77	0.31	27.19	4.49	4.59	4.75	9.34
Apr-00	0.50	31.06	6.44	6.58	4.50	11.08	0.18	14.13	5.17	5.32	6.00	11.32	0.31	25.63	4.84	4.95	4.75	9.70
May-00	0.50	33.94	5.89	6.03	4.50	10.53	0.18	14.88	4.91	5.04	5.50	10.54	0.31	26.63	4.66	4.76	4.50	9.26
Jun-00	0.50	32.38	6.18	6.32	4.50	10.82	0.18	13.28	5.50	5.65	5.50	11.15	0.31	24.06	5.15	5.28	4.75	10.03
Jul-00	0.50	31.69	6.31	6.47	5.00	11.47	0.18	14.19	5.15	5.29	5.50	10.79	0.31	24.63	5.04	5.16	4.75	9.91
Aug-00	0.50	32.50	6.15	6.34	6.00	12.34	0.18	13.84	5.27	5.42	5.50	10.92	0.31	25.31	4.90	5.02	4.75	9.77
Sep-00	0.50	33.38	5.99	6.17	6.00	12.17	0.18	15.31	4.77	4.90	5.50	10.40	0.31	26.88	4.61	4.72	4.75	9.47
Oct-00	0.50	34.38	5.82	5.99	6.00	11.99	0.18	15.25	4.79	4.92	5.50	10.42	0.31	25.50	4.86	4.98	4.75	9.73
Nov-00	0.50	41.13	4.86	5.01	6.00	11.01	0.18	16.53	4.42	4.54	5.50	10.04	0.31	27.69	4.48	4.58	4.50	9.08
Dec-00	0.50	44.75	4.47	4.60	6.00	10.60	0.18	19.09	3.82	3.93	5.50	9.43	0.31	30.44	4.07	4.17	4.50	8.67
Jan-01	0.50	36.74	5.44	5.61	6.00	11.61	0.18	16.76	4.36	4.47	5.00	9.47	0.31	27.80	4.46	4.56	4.50	9.06
Feb-01	0.50	39.15	5.11	5.26	6.00	11.26	0.18	16.04	4.55	4.67	5.00	9.67	0.31	27.38	4.53	4.63	4.50	9.13
Mar-01	0.51	38.87	5.25	5.41	6.00	11.41	0.19	17.75	4.34	4.45	5.00	9.45	0.31	27.65	4.48	4.59	4.50	9.09
Apr-01	0.51	39.75	5.13	5.29	6.00	11.29	0.19	17.78	4.33	4.44	5.00	9.44	0.32	28.60	4.41	4.50	4.50	9.00
May-01	0.51	39.39	5.18	5.33	6.00	11.33	0.19	17.75	4.34	4.45	5.00	9.45	0.32	27.99	4.50	4.60	4.50	9.10
Jun-01	0.51	40.20	5.07	5.23	6.00	11.23	0.19	17.76	4.34	4.44	5.00	9.44	0.32	27.11	4.65	4.75	4.50	9.25
Jul-01	0.51	35.89	5.68	5.85	6.00	11.85	0.19	16.88	4.56	4.70	6.00	10.70	0.32	26.65	4.73	4.84	4.80	9.64
Aug-01	0.51	38.19	5.34	5.50	6.00	11.50	0.19	16.60	4.64	4.80	7.00	11.80	0.32	27.33	4.61	4.71	4.50	9.21
Sep-01	0.51	38.46	5.30	5.46	6.00	11.46	0.19	15.93	4.84	4.96	5.00	9.96	0.32	26.53	4.75	4.86	4.50	9.36
Oct-01	0.51	41.26	4.94	5.09	6.00	11.09	0.19	15.55	4.95	5.08	5.00	10.08	0.32	27.75	4.54	4.64	4.50	9.14
Nov-01	0.51	38.42	5.31	5.47	6.00	11.47	0.19	16.80	4.58	4.70	5.00	9.70	0.32	27.72	4.55	4.65	4.50	9.15
Dec-01	0.51	38.18	5.34	5.50	6.00	11.50	0.19	17.68	4.36	4.47	5.00	9.47	0.32	28.95	4.35	4.44	4.00	8.44
Jan-02	0.51	36.96	5.52	5.66	5.00	10.66	0.19	16.86	4.57	4.68	5.00	9.68	0.32	26.27	4.80	4.89	4.00	8.89
Feb-02	0.51	37.15	5.49	5.66	6.00	11.66	0.19	16.01	4.81	4.93	5.00	9.93	0.32	26.70	4.72	4.81	4.00	8.81
Mar-02	0.52	39.38	5.28	5.44	6.00	11.44	0.20	17.80	4.49	4.60	4.50	9.10	0.32	26.86	4.69	4.78	4.00	8.78
Apr-02	0.52	39.00	5.33	5.49	6.00	11.49	0.20	18.63	4.30	4.39	4.50	8.89	0.32	27.10	4.69	4.79	4.00	8.79
May-02	0.52	39.38	5.28	5.44	6.00	11.44	0.20	17.95	4.46	4.56	4.50	9.06	0.32	26.63	4.78	4.87	4.00	8.87
Jun-02	0.52	36.46	5.70	5.88	6.00	11.88	0.20	18.49	4.33	4.42	4.50	8.92	0.32	25.90	4.91	5.01	4.00	9.01
Jul-02	0.52	35.11	5.92	6.07	5.00	11.07	0.20	16.90	4.73	4.84	4.50	9.34	0.32	24.41	5.21	5.32	4.00	9.32
Aug-02	0.52	33.42	6.22	6.40	5.75	12.15	0.20	18.00	4.45	4.55	4.50	9.05	0.32	24.18	5.26	5.37	4.00	9.37
Sep-02	0.52	33.69	6.17	6.35	5.75	12.10	0.20	17.74	4.51	4.61	4.50	9.11	0.32	23.91	5.32	5.43	4.00	9.43
Oct-02	0.52	36.35	5.72	5.87	5.25	11.12	0.20	17.88	4.47	4.57	4.50	9.07	0.32	23.13	5.50	5.61	4.00	9.61
Nov-02	0.52	35.99	5.78	5.93	5.25	11.18	0.20	17.16	4.66	4.77	4.50	9.27	0.32	23.11	5.50	5.61	4.00	9.61
Dec-02	0.52	38.65	5.38	5.52	5.25	10.77	0.20	17.68	4.53	4.63	4.50	9.13	0.32	23.92	5.32	5.42	4.00	9.42
Jan-03	0.52	36.81	5.65	5.80	5.25	11.05	0.20	17.38	4.60	4.71	4.50	9.21	0.32	25.33	5.01	5.11	4.00	9.11
Feb-03	0.52	35.80	5.81	5.96	5.25	11.21	0.20	17.21	4.65	4.75	4.50	9.25	0.32	25.14	5.04	5.14	4.00	9.14
Mar-03	0.53	35.77	5.93	6.08	5.25	11.33	0.21	17.83	4.66	4.76	4.50	9.26	0.32	26.49	4.79	4.89	4.50	9.39
Apr-03	0.53	38.85	5.46	5.58	4.50	10.08	0.21	18.68	4.44	4.54	4.50	9.04	0.32	26.98	4.74	4.85	4.50	9.35
May-03	0.53	42.64	4.97	5.10	5.00	10.10	0.21	19.62	4.23	4.34	5.00	9.34	0.32	27.76	4.61	4.70	4.00	8.70
Jun-03	0.53	42.89	4.94	5.07	5.00	10.07	0.21	19.41	4.28	4.38	5.00	9.38	0.32	26.70	4.79	4.89	4.00	8.89
Jul-03	0.53	40.99	5.17	5.30	5.00	10.30	0.21	19.12	4.34	4.45	5.00	9.45	0.32	25.51	5.02	5.12	4.00	9.12
Aug-03	0.53	40.15	5.28	5.41	5.00	10.41	0.21	19.35	4.29	4.40	5.00	9.40	0.32	26.89	4.76	4.86	4.00	8.86
Sep-03	0.53	41.57	5.10	5.23	5.00	10.23	0.21	19.57	4.24	4.35	5.00	9.35	0.32	27.50	4.65	4.77	5.00	9.77
Oct-03	0.53	40.45	5.24	5.37	5.00	10.37	0.21	19.87	4.18	4.28	5.00	9.28	0.32	27.65	4.63	4.72	4.00	8.72
Nov-03	0.53	40.20	5.27	5.41	5.00	10.41	0.21	20.49	4.05	4.15	5.00	9.15	0.32	26.73	4.79	4.88	4.00	8.88
Dec-03	0.53	42.04	5.04	5.17	5.00	10.17	0.21	21.73	3.82	3.92	5.00	8.92	0.32	27.79	4.61	4.70	4.00	8.70
Jan-04	0.53	42.46	4.99	5.12	5.00	10.12	0.21	20.91	3.97	4.07	5.00	9.07	0.32	27.95	4.58	4.67	4.00	8.67
Feb-04	0.53	44.59	4.75	4.87	5.00	9.87	0.21	20.88	3.98	4.08	5.00	9.08	0.32	28.98	4.42	4.51	4.00	8.51
Mar-04	0.54	44.65	4.84	4.96	5.00	9.96	0.22	21.11	4.07	4.17	4.50	8.67	0.32	30.10	4.25	4.34	4.00	8.34
Apr-04	0.54	41.80	5.17	5.30	5.00	10.30	0.22	20.25	4.25	4.34	4.50	8.84	0.33	28.28	4.60	4.69	4.00	8.69
May-04	0.54	41.42	5.21	5.34	4.75	10.09	0.22	20.51	4.19	4.29	4.50	8.79	0.33	27.51	4.73	4.82	4.00	8.82
Jun-04	0.54	42.15	5.12	5.23	4.00	9.23	0.22	21.35	4.03	4.13	5.00	9.13	0.33	28.72	4.53	4.61	3.80	8.41
Jul-04	0.54	39.00	5.54	5.65	4.00	9.65	0.22	20.63	4.17	4.27	5.00	9.27	0.33	27.44	4.74	4.82	3.60	8.42
Aug-04	0.54	41.55	5.20	5.30	4.00	9.30	0.22	21.70	3.96	4.06	5.00	9.06	0.33	28.65	4.54	4.62	3.80	8.42
Sep-04	0.54	41.68	5.18	5.29	4.00	9.29	0.22	21.97	3.91	4.01	5.00	9.01	0.33	28.26	4.60	4.69	4.00	8.69
Oct-04	0.54	42.78	5.05	5.15	4.00	9.15	0.22	22.77	3.78	3.87	5.00	8.87	0.33	28.45	4.57	4.66	4.00	8.66
Nov-04	0.54	44.62	4.84	4.94	4.00	8.94	0.22	22.77	3.78	3.87	5.00	8.87	0.33	30.32	4.29	4.37	4.00	8.37
Dec-04	0.54	43.95	4.91	5.01	4.00	9.01	0.22	23.24	3.70	3.79	5.00	8.79	0.33	30.84	4.22	4.30	4.00	8.30

Averages for Sample

Date	Divd. Yld	Expected DY	I/B/E/S	DCF Estimate	DCF - Long Treasury	Long Treasury	Moody's - Long Treasury	Moody's A-rated
Dec-85	8.28	8.56	6.64	15.2	5.7	9.54	1.43	10.97
Jan-86	8.07	8.32	6.32	14.6	5.2	9.4	1.39	10.79
Feb-86	7.81	8.05	6.25	14.3	5.4	8.93	1.33	10.26
Mar-86	6.75	6.96	6.11	13.1	5.1	7.96	1.52	9.48
Apr-86	6.88	7.09	5.96	13.1	5.7	7.39	1.75	9.14
May-86	6.87	7.07	5.89	13.0	5.4	7.52	2.07	9.59
Jun-86	6.75	6.96	6.11	13.1	5.5	7.57	2.05	9.62
Jul-86	6.59	6.78	5.57	12.3	5.1	7.27	2.10	9.37
Aug-86	6.09	6.26	5.57	11.8	4.5	7.33	1.96	9.29
Sep-86	6.64	6.82	5.43	12.3	4.6	7.62	1.90	9.52
Oct-86	6.39	6.56	5.18	11.7	4.0	7.7	1.82	9.52
Nov-86	6.47	6.64	5.29	11.9	4.4	7.51	1.77	9.28
Dec-86	6.70	6.88	5.43	12.3	4.9	7.37	1.75	9.12
Jan-87	6.08	6.24	5.36	11.6	4.2	7.39	1.56	8.95
Feb-87	5.98	6.14	5.36	11.5	4.0	7.54	1.46	9
Mar-87	6.26	6.42	5.29	11.7	4.2	7.55	1.38	8.93
Apr-87	6.64	6.81	5.21	12.0	3.8	8.25	1.13	9.38
May-87	6.73	6.90	5.43	12.3	3.6	8.78	1.13	9.91
Jun-87	6.64	6.81	5.43	12.2	3.7	8.57	1.45	10.02
Jul-87	6.58	6.74	5.00	11.7	3.1	8.64	1.51	10.15
Aug-87	6.55	6.72	5.00	11.7	2.7	8.97	1.48	10.45
Sep-87	6.91	7.09	5.00	12.1	2.5	9.59	1.63	11.22
Oct-87	7.74	7.93	4.79	12.7	3.1	9.61	1.73	11.34
Nov-87	8.07	8.26	4.79	13.0	4.1	8.95	1.87	10.82
Dec-87	7.99	8.18	4.79	13.0	3.8	9.12	1.86	10.98
Jan-88	7.41	7.57	4.36	11.9	3.1	8.82	1.94	10.76
Feb-88	7.05	7.22	4.57	11.8	3.4	8.43	1.67	10.1
Mar-88	7.32	7.49	4.57	12.1	3.4	8.63	1.46	10.09
Apr-88	7.26	7.49	6.43	13.9	5.0	8.95	1.59	10.54
May-88	7.22	7.47	6.93	14.4	5.2	9.23	1.58	10.81
Jun-88	7.08	7.31	6.64	14.0	5.0	9	1.79	10.79
Jul-88	6.90	7.13	6.57	13.7	4.6	9.14	1.90	11.04
Aug-88	7.11	7.35	6.79	14.1	4.8	9.32	1.85	11.17
Sep-88	6.95	7.18	6.51	13.7	4.6	9.06	1.55	10.61
Oct-88	6.95	7.17	6.47	13.6	4.8	8.89	1.08	9.97
Nov-88	6.97	7.19	6.47	13.7	4.6	9.02	0.88	9.9
Dec-88	7.15	7.38	6.40	13.8	4.8	9.01	1.05	10.06
Jan-89	6.97	7.19	6.40	13.6	4.7	8.93	1.15	10.08
Feb-89	7.14	7.36	6.33	13.7	4.7	9.01	1.06	10.07
Mar-89	7.37	7.61	6.47	14.1	4.9	9.17	1.06	10.23
Apr-89	7.17	7.41	6.65	14.1	5.0	9.03	1.15	10.18
May-89	6.86	7.08	6.44	13.5	4.7	8.83	1.16	9.99
Jun-89	6.70	6.92	6.44	13.4	5.1	8.27	1.37	9.64
Jul-89	6.56	6.76	6.01	12.8	4.7	8.08	1.42	9.5
Aug-89	6.48	6.68	6.26	12.9	4.8	8.12	1.40	9.52
Sep-89	6.39	6.59	6.40	13.0	4.8	8.15	1.43	9.58
Oct-89	6.37	6.57	6.29	12.9	4.9	8	1.54	9.54
Nov-89	6.25	6.44	6.11	12.6	4.7	7.9	1.61	9.51
Dec-89	6.02	6.24	7.51	13.8	5.9	7.9	1.54	9.44
Jan-90	6.44	6.68	7.51	14.2	5.9	8.26	1.30	9.56
Feb-90	6.34	6.57	7.51	14.1	5.6	8.5	1.26	9.76
Mar-90	6.61	6.84	7.21	14.1	5.5	8.56	1.29	9.85
Apr-90	6.91	7.14	6.79	13.9	5.2	8.76	1.16	9.92
May-90	6.61	6.83	6.64	13.5	4.7	8.73	1.27	10
Jun-90	6.64	6.84	6.36	13.2	4.7	8.46	1.34	9.8
Jul-90	6.74	6.94	6.36	13.3	4.8	8.5	1.25	9.75
Aug-90	7.06	7.30	6.75	14.0	5.2	8.86	1.06	9.92
Sep-90	6.66	6.88	6.75	13.6	4.6	9.03	1.09	10.12
Oct-90	6.60	6.80	6.09	12.9	4.0	8.86	1.19	10.05
Nov-90	6.52	6.72	6.16	12.9	4.3	8.54	1.36	9.9
Dec-90	6.54	6.74	6.27	13.0	4.8	8.24	1.49	9.73
Jan-91	6.68	6.88	6.36	13.2	5.0	8.27	1.44	9.71
Feb-91	6.59	6.80	6.43	13.2	5.2	8.03	1.44	9.47
Mar-91	6.69	6.90	6.14	13.0	4.8	8.29	1.26	9.55
Apr-91	6.63	6.83	6.07	12.9	4.7	8.21	1.25	9.46
May-91	6.49	6.68	6.00	12.7	4.4	8.27	1.17	9.44
Jun-91	6.68	6.87	5.86	12.7	4.3	8.47	1.12	9.59
Jul-91	6.50	6.68	5.57	12.3	3.8	8.45	1.10	9.55
Aug-91	6.33	6.51	5.57	12.1	3.9	8.14	1.15	9.29
Sep-91	6.15	6.33	5.57	11.9	3.9	7.95	1.21	9.16
Oct-91	6.02	6.20	5.93	12.1	4.2	7.93	1.19	9.12
Nov-91	6.05	6.25	6.14	12.4	4.5	7.92	1.13	9.05
Dec-91	5.96	6.14	5.79	11.9	4.2	7.7	1.18	8.88
Jan-92	6.12	6.31	6.00	12.3	4.7	7.58	1.26	8.84
Feb-92	6.19	6.37	5.79	12.2	4.3	7.85	1.08	8.93
Mar-92	6.45	6.62	5.32	11.9	4.0	7.97	1.00	8.97
Apr-92	6.48	6.65	5.29	11.9	4.0	7.96	0.34	8.3
May-92	6.09	6.24	5.21	11.5	3.6	7.89	0.98	8.87
Jun-92	6.04	6.20	5.25	11.4	3.6	7.84	0.94	8.78

Averages for Sample

Date	Divd. Yld	Expected DY	I/B/E/S	DCF Estimate	DCF - Long Treasury	Long Treasury	Moody's - Long Treasury	Moody's A-rated
Jul-92	5.67	5.82	5.32	11.1	3.5	7.6	0.97	8.57
Aug-92	5.58	5.72	5.32	11.0	3.7	7.39	1.05	8.44
Sep-92	5.52	5.67	5.32	11.0	3.6	7.34	1.06	8.4
Oct-92	5.59	5.74	5.32	11.1	3.5	7.53	1.01	8.54
Nov-92	5.70	5.86	5.50	11.4	3.7	7.61	1.02	8.63
Dec-92	5.53	5.68	5.64	11.3	3.9	7.44	0.99	8.43
Jan93	5.45	5.62	6.14	11.8	4.5	7.23	1.04	8.27
Feb93	5.07	5.22	5.71	10.9	4.0	6.89	1.15	8.04
Mar93	5.06	5.21	5.71	10.9	4.1	6.83	1.07	7.9
Apr93	5.19	5.34	5.96	11.3	4.4	6.89	0.92	7.81
May93	5.15	5.30	5.64	10.9	4.0	6.97	0.89	7.86
Jun93	5.01	5.15	5.71	10.9	4.1	6.76	0.99	7.75
Jul93	4.89	5.04	6.11	11.1	4.5	6.63	0.91	7.54
Aug93	4.82	4.95	5.82	10.8	4.6	6.16	1.09	7.25
Sep93	4.82	4.96	5.82	10.8	4.7	6.09	0.95	7.04
Oct93	4.99	5.13	5.82	10.9	5.0	5.99	1.04	7.03
Nov93	5.30	5.44	5.14	10.6	4.3	6.31	0.99	7.3
Dec93	5.24	5.37	4.79	10.2	3.9	6.28	1.06	7.34
Jan94	5.12	5.24	4.82	10.1	3.8	6.24	1.09	7.33
Feb94	5.28	5.40	4.71	10.1	3.5	6.66	0.76	7.42
Mar94	5.64	5.77	4.86	10.6	3.3	7.31	0.54	7.85
Apr94	5.48	5.60	4.64	10.2	3.1	7.11	1.11	8.22
May94	5.74	5.89	5.29	11.2	3.8	7.43	0.90	8.33
Jun94	6.06	6.22	5.36	11.6	4.1	7.46	0.85	8.31
Jul94	5.92	6.07	5.12	11.2	3.8	7.40	1.07	8.47
Aug94	5.94	6.09	4.98	11.1	3.6	7.44	0.97	8.41
Sep94	6.08	6.23	4.96	11.2	3.4	7.81	0.83	8.64
Oct94	6.02	6.16	4.71	10.9	2.9	7.96	0.90	8.86
Nov94	6.38	6.53	4.64	11.2	3.1	8.04	0.94	8.98
Dec94	6.31	6.45	4.64	11.1	3.3	7.83	0.93	8.76
Jan95	6.16	6.30	4.50	10.8	2.9	7.86	0.87	8.73
Feb95	5.94	6.07	4.43	10.5	2.9	7.56	0.96	8.52
Mar95	5.95	6.08	4.46	10.5	3.1	7.40	0.97	8.37
Apr95	5.94	6.07	4.61	10.7	3.4	7.33	0.94	8.27
May95	5.91	6.05	4.61	10.7	3.8	6.81	1.10	7.91
Jun95	5.88	6.01	4.57	10.6	4.0	6.58	1.02	7.6
Jul95	5.93	6.06	4.32	10.4	3.5	6.88	0.82	7.7
Aug95	5.79	5.91	4.32	10.2	3.6	6.68	1.15	7.83
Sep95	5.62	5.74	4.36	10.1	3.5	6.57	1.05	7.62
Oct95	5.57	5.69	4.36	10.0	3.7	6.35	1.11	7.46
Nov95	5.34	5.46	4.64	10.1	3.9	6.19	1.24	7.43
Dec95	5.20	5.32	4.64	10.0	4.0	6.00	1.23	7.23
Jan96	5.18	5.30	4.71	10.0	4.0	6.06	1.16	7.22
Feb96	5.31	5.43	4.71	10.1	3.8	6.39	0.98	7.37
Mar96	5.40	5.53	4.71	10.2	3.6	6.65	1.08	7.73
Apr96	5.43	5.56	4.77	10.3	3.4	6.90	0.99	7.89
May96	5.47	5.61	4.91	10.5	3.6	6.93	1.05	7.98
Jun96	5.22	5.35	4.93	10.3	3.3	7.02	1.04	8.06
Jul96	5.37	5.50	4.93	10.4	3.5	6.97	1.05	8.02
Aug96	5.04	5.16	4.93	10.1	3.0	7.11	0.73	7.84
Sep96	5.09	5.22	5.00	10.2	3.3	6.93	1.08	8.01
Oct96	4.89	5.02	5.00	10.0	3.3	6.70	1.07	7.77
Nov96	4.75	4.87	5.00	9.9	3.5	6.35	1.14	7.49
Dec96	4.96	5.08	5.00	10.1	3.3	6.75	0.84	7.59
Jan97	4.93	5.05	5.00	10.0	3.2	6.89	0.88	7.77
Feb97	5.07	5.19	4.74	9.9	3.2	6.75	0.89	7.64
Mar97	5.25	5.37	4.67	10.0	2.9	7.10	0.77	7.87
Apr97	5.17	5.28	4.53	9.8	2.8	6.98	1.05	8.03
May97	4.98	5.10	4.76	9.9	2.9	6.99	0.90	7.89
Jun97	4.76	4.87	4.72	9.6	2.9	6.72	1.00	7.72
Jul97	4.72	4.83	4.72	9.5	3.2	6.38	1.10	7.48
Aug97	4.80	4.91	4.79	9.7	3.1	6.63	0.88	7.51
Sep97	4.69	4.80	4.79	9.6	3.2	6.35	1.12	7.47
Oct97	4.81	4.93	4.79	9.7	3.5	6.22	1.13	7.35
Nov97	4.46	4.57	4.93	9.5	3.4	6.06	1.19	7.25
Dec97	4.09	4.19	5.25	9.4	3.5	5.93	1.23	7.16
Jan98	4.51	4.63	5.26	9.9	4.0	5.89	1.15	7.04
Feb98	4.44	4.55	5.36	9.9	4.0	5.94	1.18	7.12
Mar98	4.34	4.45	5.36	9.8	3.9	5.95	1.21	7.16
Apr98	4.46	4.57	5.36	9.9	4.0	5.94	1.22	7.16
May98	4.59	4.71	5.36	10.1	4.2	5.83	1.33	7.16
Jun98	4.49	4.61	5.54	10.1	4.5	5.63	1.40	7.03
Jul98	4.86	4.99	5.64	10.6	4.9	5.73	1.30	7.03
Aug98	5.01	5.14	5.57	10.7	5.4	5.32	1.68	7
Sep98	4.52	4.65	5.57	10.2	5.2	5.00	1.93	6.93
Oct98	4.40	4.52	5.54	10.1	4.9	5.12	1.84	6.96
Nov98	4.36	4.48	5.32	9.8	4.8	5.05	1.98	7.03
Dec98	4.29	4.40	5.29	9.7	4.6	5.12	1.79	6.91
Jan99	4.83	4.96	5.29	10.2	5.1	5.12	1.85	6.97

Averages for Sample

Date	Divd. Yld	Expected DY	I/B/E/S	DCF Estimate	DCF - Long Treasury	Long Treasury	Moody's - Long Treasury	Moody's A-rated
Feb99	4.83	4.96	5.36	10.3	4.8	5.49	1.60	7.09
Mar99	5.16	5.29	5.29	10.6	4.9	5.63	1.63	7.26
Apr99	4.99	5.12	5.29	10.4	4.8	5.58	1.64	7.22
May99	4.80	4.92	5.29	10.2	4.4	5.80	1.67	7.47
Jun99	4.83	4.96	5.29	10.2	4.2	6.03	1.71	7.74
Jul-99	4.63	4.75	5.29	10.0	4.0	6.05	1.66	7.71
Aug-99	4.76	4.88	5.29	10.2	4.1	6.08	1.83	7.91
Sep-99	4.91	5.04	5.29	10.3	4.2	6.09	1.84	7.93
Oct-99	4.72	4.85	5.38	10.2	3.9	6.30	1.76	8.06
Nov-99	4.77	4.90	5.35	10.2	4.0	6.29	1.65	7.94
Dec-99	5.14	5.27	5.24	10.5	4.0	6.48	1.66	8.14
Jan-00	5.34	5.48	5.24	10.7	4.2	6.49	1.86	8.35
Feb-00	5.70	5.85	5.18	11.0	4.9	6.15	2.10	8.25
Mar-00	5.53	5.67	5.18	10.8	5.0	5.84	2.44	8.28
Apr-00	5.35	5.48	5.18	10.7	4.7	5.97	2.32	8.29
May-00	5.23	5.36	5.03	10.4	4.4	6.02	2.68	8.7
Jun-00	5.54	5.68	5.21	10.9	5.0	5.90	2.46	8.36
Jul-00	5.27	5.41	5.32	10.7	4.9	5.79	2.46	8.25
Aug-00	5.17	5.32	5.61	10.9	5.3	5.67	2.46	8.13
Sep-00	5.00	5.14	5.61	10.8	4.9	5.88	2.35	8.23
Oct-00	5.01	5.15	5.61	10.8	5.0	5.79	2.35	8.14
Nov-00	4.61	4.74	5.54	10.3	4.7	5.60	2.51	8.11
Dec-00	4.26	4.38	5.54	9.9	4.5	5.46	2.38	7.84
Jan-01	4.87	5.00	5.47	10.5	4.9	5.54	2.26	7.8
Feb-01	4.76	4.89	5.47	10.4	5.0	5.34	2.40	7.74
Mar-01	4.74	4.87	5.47	10.3	4.9	5.46	2.22	7.68
Apr-01	4.68	4.80	5.43	10.2	4.5	5.78	2.16	7.94
May-01	4.61	4.73	5.36	10.1	4.3	5.78	2.21	7.99
Jun-01	4.59	4.72	5.57	10.3	4.5	5.75	2.10	7.85
Jul-01	4.81	4.95	5.93	10.9	5.4	5.51	2.17	7.68
Aug-01	4.67	4.81	6.05	10.9	5.5	5.39	2.08	7.47
Sep-01	4.86	5.00	5.86	10.9	5.4	5.42	2.34	7.76
Oct-01	4.68	4.82	5.86	10.7	5.5	5.22	2.14	7.36
Nov-01	4.66	4.80	5.71	10.5	5.2	5.27	2.44	7.71
Dec-01	4.54	4.67	5.64	10.3	4.8	5.48	2.27	7.75
Jan-02	4.73	4.86	5.55	10.4	5.0	5.44	2.16	7.6
Feb-02	4.69	4.82	5.66	10.5	4.9	5.57	1.94	7.51
Mar-02	4.51	4.64	5.59	10.2	4.3	5.96	1.83	7.79
Apr-02	4.42	4.54	5.44	10.0	4.3	5.73	1.81	7.54
May-02	4.47	4.60	5.59	10.2	4.4	5.76	1.73	7.49
Jun-02	4.57	4.70	5.59	10.3	4.6	5.68	1.74	7.42
Jul-02	5.13	5.27	5.59	10.9	5.4	5.47	1.76	7.23
Aug-02	5.06	5.21	5.69	10.9	5.8	5.09	2.11	7.2
Sep-02	5.05	5.19	5.69	10.9	6.1	4.83	2.16	6.99
Oct-02	4.91	5.04	5.48	10.5	5.3	5.18	2.03	7.21
Nov-02	5.02	5.15	5.48	10.6	5.4	5.21	1.96	7.17
Dec-02	4.81	4.94	5.54	10.5	5.5	4.95	2.04	6.99
Jan-03	4.94	5.08	5.61	10.7	5.7	4.99	2.04	7.03
Feb-03	5.07	5.21	5.61	10.8	6.0	4.82	2.00	6.82
Mar-03	5.08	5.22	5.59	10.8	5.8	4.98	1.70	6.68
Apr-03	4.79	4.92	5.41	10.3	5.4	4.93	1.61	6.54
May-03	4.48	4.60	5.29	9.9	5.4	4.50	1.76	6.26
Jun-03	4.51	4.62	5.29	9.9	5.2	4.70	1.62	6.32
Jul-03	4.53	4.65	5.14	9.8	4.3	5.51	1.37	6.88
Aug-03	4.53	4.64	5.14	9.8	4.5	5.31	1.40	6.71
Sep-03	4.42	4.53	5.21	9.7	4.7	5.01	1.22	6.23
Oct-03	4.46	4.57	5.00	9.6	4.3	5.25	1.15	6.4
Nov-03	4.46	4.57	4.79	9.4	4.1	5.22	1.13	6.35
Dec-03	4.34	4.44	4.79	9.2	4.0	5.18	1.10	6.28
Jan-04	4.37	4.47	4.71	9.2	4.1	5.07	1.04	6.11
Feb-04	4.23	4.33	4.86	9.2	4.2	4.95	1.13	6.08
Mar-04	4.27	4.37	4.71	9.1	4.2	4.87	1.14	6.01
Apr-04	4.46	4.56	4.64	9.2	3.8	5.36	1.10	6.46
May-04	4.52	4.62	4.58	9.2	3.9	5.29	1.24	6.53
Jun-04	4.36	4.45	4.26	8.7	3.3	5.41	0.95	6.36
Jul-04	4.52	4.61	4.23	8.8	3.5	5.31	1.05	6.36
Aug-04	4.30	4.39	4.22	8.6	3.6	4.97	1.05	6.02
Sep-04	4.25	4.34	4.29	8.6	3.7	4.97	0.99	5.96
Oct-04	4.19	4.28	4.32	8.6	3.7	4.87	1.02	5.89
Nov-04	4.04	4.12	4.32	8.4	3.4	5.07	1.00	6.07
Dec-04	4.05	4.13	4.18	8.3	3.4	4.86	1.13	5.99

APPENDIX 72.1

	Canadian Utilities		Emera		Enbridge		Fortis		Terasen		TransCanada	
Date	# of Estimates	LTG (median)	# of Estimates	LTG (median)	# of Estimates	LTG (median)	# of Estimates	LTG (median)	# of Estimates	LTG (median)	# of Estimates	LTG (median)
198311											0	0
198312											0	0
198401											0	0
198402											0	0
198403											0	0
198404											0	0
198405											0	0
198406											0	0
198407											0	0
198408											0	0
198410	0	0									0	0
198411	0	0									0	0
198412	0	0			0	0	0	0			0	0
198501	0	0			0	0	0	0			0	0
198502	0	0			0	0	0	0			0	0
198503	0	0			0	0	0	0			1	9
198504	0	0			1	5	1	5			1	7
198505	1	8			1	5	1	5			1	8
198506	1	8			1	5	1	5			1	8
198507	1	8			1	5	1	5			2	9
198508	1	8			1	5	1	5			2	9
198509	1	8			1	8	1	8			2	9
198510	2	7.5			1	8	1	8			3	10
198511	2	7.5			1	8	2	7			3	10
198512	2	7			2	8	2	7			4	9
198601	2	7			2	8	2	7			4	8
198602	2	7			2	8	2	7			4	8
198603	2	7			2	8	2	7			4	8
198604	1	8			1	8	2	7			4	9
198605	1	8			1	8	2	7			4	9
198606	2	9.3			2	11.55	3	8			5	10
198607	2	9.3			1	15.1	3	8			4	10
198608	3	8			2	11.55	3	8			5	10
198609	3	8			2	11.55	3	8			5	10
198610	3	8			2	11.55	3	8			4	9.5
198611	1	5			1	8	1	6			3	9
198612	2	7.8			1	8	1	6			3	9.9
198701	2	7.8			1	8	1	6			4	10

	Canadian Utilities		Emera		Enbridge		Fortis		Terasen		TransCanada	
Date	# of Estimates	LTG (median)	# of Estimates	LTG (median)	# of Estimates	LTG (median)	# of Estimates	LTG (median)	# of Estimates	LTG (median)	# of Estimates	LTG (median)
198702	1	5			1	8	1	6			4	10
198703	1	5			1	8	1	6			4	10
198704	1	5			1	8	1	6			4	10
198705	1	5			1	8	1	6			4	10
198706	2	6			2	7.5	1	6			4	10
198707	2	6			2	7.5	2	5.5			2	8
198708	2	6			2	7.5	2	5.5			3	9
198709	2	6			2	7.5	2	5.5			3	9
198710	2	6			2	7.5	2	5.5			2	8
198711	2	5.5			2	7.5	1	5			2	7.5
198712	2	5.5			2	7.5	0	0			2	7.5
198801	2	5.5			2	7.5	0	0			2	7.5
198802	2	5.5			2	7.5	0	0			2	7.5
198803	2	5.5			2	7.5	0	0			2	7.5
198804	2	5.5			2	7.5	1	5			2	7.5
198805	1	5			2	7.5	1	5			1	6
198806	2	5.5			2	7.5	1	5			2	10.5
198807	2	5.5			2	7.5	1	5			2	10.5
198808	2	5.5			2	7.5	1	5			2	10.5
198809	1	6			1	7	1	5			1	15
198810	1	6			1	7	1	5			1	15
198811	1	6			1	7	1	5			1	15
198812	1	6			1	7	1	5			1	15
198901	1	6			1	7	1	5			1	15
198902	1	6			1	7	1	5			1	15
198903	1	6			1	7	1	5			1	10
198904	1	6			1	7	1	5			1	10
198905	1	6			1	7	1	5			1	7
198906	1	6			1	7	1	5			1	7
198907	1	6			1	7	1	5			1	7
198908	1	6			1	7	1	5			1	7
198909	1	6			1	7	1	5			1	7
198910	1	6			1	7	1	5	1	14.22	1	7
198911	0	0			1	7	1	5	1	14.22	1	7
198912	0	0			1	7	1	5	1	14.22	1	7
199001	0	0			1	7	1	5	1	13	1	7
199002	0	0			1	7	1	5	1	13	1	7
199003	0	0			1	7	1	5	1	13	1	10

	Canadian Utilities		Emera		Enbridge		Fortis		Terasen		TransCanada	
Date	# of Estimates	LTG (median)	# of Estimates	LTG (median)	# of Estimates	LTG (median)	# of Estimates	LTG (median)	# of Estimates	LTG (median)	# of Estimates	LTG (median)
199004	0	0			1	7	1	5	1	13	1	10
199005	0	0			1	7	1	5	1	13	1	10
199006	0	0			1	7	1	5	1	13	1	10
199007	0	0			1	7	1	5	1	13	1	10
199008	0	0			1	7	0	0	1	13	1	10
199009	0	0			1	7	0	0	1	13	1	10
199010	0	0			0	0	0	0	0	0	0	0
199011	0	0			0	0	0	0	0	0	0	0
199012	0	0			0	0	0	0	0	0	1	15
199101	0	0			0	0	0	0	0	0	1	11
199102	0	0			0	0	0	0	0	0	1	11
199103	0	0			0	0	0	0	0	0	1	11
199104	0	0			0	0	0	0	0	0	1	15
199105	0	0			0	0	0	0	0	0	1	15
199106	0	0			0	0	0	0	0	0	2	14
199107	0	0			0	0	0	0	0	0	3	13.77
199108	0	0			0	0	0	0	0	0	4	13.36
199109	0	0			0	0	0	0	0	0	4	13.32
199110	0	0			0	0	0	0	0	0	4	13.29
199111	0	0			0	0	0	0	0	0	4	13.29
199112	0	0			0	0	0	0	0	0	4	13.38
199201	0	0			0	0	0	0	0	0	4	13.44
199202	0	0			0	0	0	0	0	0	4	13.5
199203	0	0			0	0	0	0	0	0	4	13.5
199204	0	0			0	0	0	0	0	0	3	12
199205	0	0			0	0	0	0	0	0	3	12
199206	0	0			0	0	0	0	0	0	3	12
199207	0	0			0	0	0	0	0	0	3	12
199208	0	0			0	0	0	0	0	0	3	14.37
199209	0	0			0	0	0	0	0	0	3	12
199210	0	0	0	0	0	0	0	0	0	0	3	12.48
199211	0	0	0	0	1	-2.5	0	0	0	0	3	11
199212	0	0	0	0	1	-2.5	0	0	0	0	3	11
199301	0	0	0	0	1	-2.5	0	0	0	0	3	10
199302	0	0	0	0	1	-2.5	0	0	0	0	3	9
199303	0	0	0	0	1	-2.5	0	0	0	0	3	9
199304	0	0	0	0	1	-2.5	0	0	0	0	3	9
199305	0	0	0	0	1	-2.5	0	0	0	0	3	10

	Canadian Utilities		Emera		Enbridge		Fortis		Terasen		TransCanada	
Date	# of Estimates	LTG (median)	# of Estimates	LTG (median)	# of Estimates	LTG (median)	# of Estimates	LTG (median)	# of Estimates	LTG (median)	# of Estimates	LTG (median)
199306	0	0	0	0	1	-2.5	0	0	0	0	3	10
199307	0	0	0	0	1	-2.5	0	0	0	0	3	10
199308	0	0	0	0	1	-2.5	0	0	0	0	3	8
199309	0	0	0	0	0	0	0	0	0	0	3	8
199310	0	0	0	0	0	0	0	0	0	0	3	7
199311	0	0	0	0	0	0	0	0	0	0	3	7
199312	0	0	0	0	0	0	0	0	0	0	3	7
199401	0	0	0	0	0	0	0	0	0	0	3	10
199402	0	0	0	0	0	0	0	0	0	0	3	8
199403	0	0	0	0	0	0	0	0	0	0	4	7.5
199404	0	0	0	0	0	0	0	0	0	0	4	7.5
199405	0	0	0	0	0	0	0	0	0	0	4	7.5
199406	0	0	0	0	0	0	0	0	0	0	4	7.5
199407	0	0	0	0	0	0	0	0	0	0	5	7
199408	0	0	0	0	0	0	0	0	0	0	5	7
199409	0	0	0	0	0	0	0	0	0	0	5	8
199410	0	0	0	0	0	0	0	0	0	0	5	8
199411	0	0	0	0	0	0	0	0	0	0	5	8
199412	0	0	0	0	0	0	0	0	0	0	5	8
199501	0	0	0	0	0	0	0	0	0	0	4	8
199502	0	0	0	0	0	0	0	0	0	0	4	7
199503	0	0	0	0	0	0	0	0	0	0	4	7
199504	0	0	0	0	0	0	0	0	0	0	4	7
199505	0	0	0	0	0	0	0	0	0	0	4	7
199506	0	0	0	0	0	0	0	0	0	0	4	7
199507	0	0	0	0	0	0	0	0	0	0	4	7
199508	0	0	0	0	0	0	0	0	0	0	4	7
199509	0	0	0	0	0	0	0	0	0	0	4	6.5
199510	0	0	0	0	0	0	0	0	0	0	4	6.5
199511	0	0	0	0	0	0	0	0	0	0	4	6.5
199512	0	0	0	0	0	0	0	0	0	0	4	6.5
199601	0	0	0	0	0	0	0	0	0	0	3	8
199602	0	0	0	0	0	0	0	0	0	0	3	8
199603	0	0	0	0	0	0	0	0	0	0	4	8.25
199604	0	0	0	0	0	0	0	0	0	0	4	8.25
199605	0	0	0	0	0	0	0	0	0	0	4	8.25
199606	0	0	0	0	0	0	0	0	0	0	4	8.25
199607	0	0	0	0	0	0	0	0	0	0	4	8.25

	Canadian Utilities		Emera		Enbridge		Fortis		Terasen		TransCanada	
Date	# of Estimates	LTG (median)	# of Estimates	LTG (median)	# of Estimates	LTG (median)	# of Estimates	LTG (median)	# of Estimates	LTG (median)	# of Estimates	LTG (median)
199608	0	0	0	0	0	0	0	0	0	0	4	8.25
199609	0	0	0	0	0	0	0	0	0	0	4	8.25
199610	0	0	0	0	0	0	0	0	0	0	4	8.25
199611	0	0	0	0	0	0	0	0	0	0	4	8.25
199612	0	0	0	0	0	0	0	0	0	0	4	8.25
199701	0	0	0	0	0	0	0	0	0	0	4	8.25
199702	1	3	0	0	0	0	0	0	0	0	4	8.25
199703	1	3	0	0	0	0	0	0	0	0	3	8
199704	1	3	0	0	0	0	0	0	0	0	5	8
199705	1	3	0	0	0	0	0	0	0	0	5	8
199706	1	3	0	0	0	0	0	0	0	0	5	8
199707	1	3	0	0	0	0	0	0	0	0	5	8
199708	1	3	0	0	0	0	0	0	0	0	5	8
199709	1	3	0	0	0	0	0	0	0	0	5	8
199710	1	3	0	0	0	0	0	0	0	0	5	8
199711	1	3	0	0	0	0	0	0	0	0	5	8
199712	1	3	0	0	1	13	0	0	0	0	5	7
199801	1	3	0	0	1	13	0	0	0	0	5	7
199802	1	3	0	0	2	11.8	0	0	0	0	5	7
199803	1	4	1	1	3	10.6	1	5	0	0	5	7
199804	1	4	1	1	3	10.6	1	5	0	0	6	7
199805	1	4	1	1	3	10.6	1	5	0	0	6	7
199806	1	4	1	1	3	10.6	1	5	0	0	6	7
199807	1	4	1	1	4	10.8	1	5	0	0	6	7
199808	1	4	1	1	5	10.6	1	5	0	0	6	7
199809	1	4	1	1	5	10.6	1	5	0	0	6	7
199810	1	4	1	1	5	10.6	1	5	0	0	6	7
199811	1	4	1	1	5	10.6	1	5	0	0	7	7
199812	1	4	1	1	4	10.3	1	5	0	0	7	7
199901	1	4	1	1	5	10.6	1	5	0	0	7	7
199902	1	4	1	1	5	10.6	1	5	0	0	7	7
199903	1	4	1	1	5	10.6	1	5	0	0	7	7
199904	1	4	1	1	5	10.6	1	5	0	0	7	7
199905	1	4	1	1	5	10.6	1	5	1	5	7	7
199906	1	4	1	1	5	10.6	1	5	1	5	7	7
199907	1	4	1	1	5	10.6	1	5	1	5	7	7
199908	1	4	1	1	5	10.6	1	5	1	5	7	7
199909	1	4	1	1	5	10.6	1	5	1	5	7	7

	Canadian Utilities		Emera		Enbridge		Fortis		Terasen		TransCanada	
Date	# of Estimates	LTG (median)	# of Estimates	LTG (median)	# of Estimates	LTG (median)	# of Estimates	LTG (median)	# of Estimates	LTG (median)	# of Estimates	LTG (median)
199910	1	4	1	1	6	10.3	1	5	1	5	7	7
199911	1	4	1	1	6	10.5	1	5	2	4.9	6	7
199912	1	4	1	1	5	11	1	5	2	4.9	5	6
200001	1	4	1	1	5	11	1	5	2	4.9	5	6
200002	1	4	1	1	4	10.5	1	5	2	4.9	5	6
200003	1	4	1	1	4	10.5	1	5	2	4.9	5	6
200004	1	4	1	1	4	10.5	1	5	2	4.9	5	6
200005	1	4	1	1	3	10	1	5	2	4.9	5	7
200006	1	4	1	1	3	10	1	5	2	4.9	5	7
200007	1	5	1	1	3	10	1	5	2	4.9	5	7
200008	1	5	1	1	5	11	1	5	2	4.9	5	7
200009	1	5	1	1	5	11	1	5	2	4.9	5	7
200010	1	5	1	1	5	10.2	1	5	3	5	5	7
200011	1	5	1	1	5	10.2	1	5	3	5	5	6
200012	1	5	1	1	5	10.2	1	5	3	5	5	6
200101	1	5	1	1	5	10.2	1	5	3	5	5	6
200102	1	5	1	1	5	10.2	1	5	3	5	5	6
200103	1	5	1	1	5	10.2	1	5	3	5	5	6
200104	1	5	1	1	6	10.6	1	5	3	5	5	6
200105	1	5	1	1	5	11	1	5	2	5.9	4	7.5
200106	1	5	1	1	5	11	1	5	2	5.9	4	7.5
200107	1	5	1	1	5	11	1	5	2	5.9	4	7.5
200108	1	5	1	1	5	11	1	5	2	5.9	4	7.5
200109	1	5	1	1	3	11	1	5	2	5.9	2	6
200110	1	5	1	1	3	11	1	5	2	5.9	2	6
200111	0	0	1	1	3	11	1	5	1	6.8	1	4
200112	0	0	1	1	3	11	1	5	1	6.8	1	4
200201	0	0	1	1	3	11	1	5	1	6.8	1	4
200202	0	0	1	1	3	10	1	5	1	6.8	1	4
200203	1	5.5	1	1	4	10.5	2	10.05	1	6.8	2	5.5
200204	1	5.5	1	1	4	10.5	2	10.05	1	6.8	2	5.5
200205	1	5.5	1	1	4	10.5	2	10.05	1	6.8	2	5.5
200206	1	5.5	1	1	4	10.5	2	10.05	1	6.8	2	5.5
200207	1	5.5	1	1	4	10.5	2	10.05	1	6.8	2	5.5
200208	1	5.5	1	1	4	10.5	2	10.05	1	6.8	2	5.5
200209	1	5.5	1	1	4	10.5	2	10.05	1	6.8	2	5
200210	1	5.5	1	1	4	10.5	2	10.05	1	6.8	2	5
200211	1	5.5	1	1	4	10.5	2	10.05	1	6.8	2	5

	Canadian Utilities		Emera		Enbridge		Fortis		Terasen		TransCanada	
Date	# of Estimates	LTG (median)	# of Estimates	LTG (median)	# of Estimates	LTG (median)	# of Estimates	LTG (median)	# of Estimates	LTG (median)	# of Estimates	LTG (median)
200212	1	5.5	1	1	4	10.5	2	10.05	1	6.8	2	5
200301	1	5.5	1	1	4	10	2	10.05	1	6.8	2	5
200302	1	5.5	1	1	5	10	2	10.05	1	6.8	2	5
200303	0	0	2	3	6	10	2	5	2	7.4	4	5
200304	0	0	2	3	5	10	2	5	2	7.4	3	5
200305	0	0	2	3	6	10	2	5	2	7	4	5
200306	0	0	2	3	8	10	2	5	3	8	5	5
200307	0	0	2	3	8	10	2	5	3	8	6	5
200308	0	0	2	3	7	8.7	2	5	3	8	6	5
200309	0	0	2	3	7	8.7	2	5	3	8	6	5
200310	0	0	2	3	7	8	2	5	3	8	6	5
200311	0	0	1	5	6	6.75	1	5	2	7.15	4	5
200312	0	0	1	5	6	6.75	1	5	2	7.15	4	5
200401	0	0	1	5	5	7	1	5	1	6	4	4.25
200402	0	0	2	4	5	7	1	5	3	6	5	5
200403	1	3	2	4	4	6.5	1	5	3	6	3	5
200404	1	3	2	4	4	6.5	1	5	3	6	3	5
200405	1	3	2	4	4	6.5	2	5.5	3	6	3	5
200406	1	3	2	4	4	7	2	5.5	3	6	4	5.5
200407	1	3	2	4	4	7	2	5.5	3	6	4	5.5
200408	1	3	2	4	4	7	2	5.5	3	6	4	5.5
200409	1	3	2	4	4	7	2	5.5	3	6	4	5.5
200410	1	3	2	4	5	6	2	5.5	3	6	3	6
200411	1	3	2	3.5	5	6	2	5.5	3	6	4	5.5
200412	1	3	2	3.5	4	6	2	5.5	3	6	3	5
200501	1	3	2	3.5	4	6	2	5.5	3	6	3	5

APPENDIX 72.3

	Raw Betas						Adjusted Betas					
	2000	**2001**	**2002**	**2003**	**2004**	**Avg. 2000-2004**	**2000**	**2001**	**2002**	**2003**	**2004**	**Avg. 2000-2004**
AGL RESOURCES INC	0.28	0.29	0.24	0.21	0.30	0.27	0.52	0.52	0.49	0.47	0.53	0.51
CONSOLIDATED EDISON INC	0.09	-0.04	-0.16	-0.14	-0.05	-0.06	0.39	0.30	0.22	0.24	0.30	0.29
KEYSPAN CORP	0.21	0.17	0.26	0.27	0.44	0.27	0.47	0.44	0.50	0.51	0.62	0.51
NEW JERSEY RESOURCES CORP	0.33	0.22	0.08	0.03	0.11	0.16	0.55	0.48	0.39	0.35	0.40	0.43
NICOR INC	0.15	0.03	0.21	0.31	0.43	0.23	0.43	0.35	0.47	0.54	0.62	0.48
NORTHWEST NATURAL GAS CO	0.11	0.06	-0.11	-0.19	0.01	-0.02	0.41	0.37	0.26	0.20	0.33	0.31
NSTAR	0.20	0.13	0.14	0.22	0.28	0.19	0.47	0.42	0.42	0.48	0.52	0.46
PEOPLES ENERGY CORP	0.10	-0.05	-0.04	-0.09	-0.03	-0.02	0.39	0.30	0.30	0.27	0.31	0.32
PIEDMONT NATURAL GAS CO	0.13	0.15	0.09	-0.03	0.13	0.10	0.42	0.43	0.39	0.31	0.42	0.39
SCANA CORP	-0.05	-0.02	0.08	0.15	0.26	0.09	0.30	0.32	0.38	0.43	0.51	0.39
SOUTHERN CO	-0.05	-0.35	-0.45	-0.46	-0.47	-0.36	0.30	0.09	0.03	0.02	0.02	0.09
VECTREN CORP	0.24	0.20	0.23	0.35	0.46	0.29	0.49	0.46	0.48	0.56	0.63	0.53
WGL HOLDINGS INC	0.25	0.19	0.14	0.11	0.22	0.18	0.50	0.46	0.42	0.41	0.47	0.45
WPS RESOURCES CORP	0.01	-0.03	-0.01	0.06	0.14	0.03	0.34	0.31	0.33	0.37	0.43	0.35
Mean	0.14	0.07	0.05	0.06	0.16	0.10	0.43	0.38	0.36	0.37	0.44	0.39
Median	0.14	0.09	0.09	0.09	0.18	0.13	0.42	0.39	0.39	0.39	0.45	0.41

APPENDIX 74.1

DCF

Perspective

In Defense of the 'Gold Standard'

It is hard to foresee abandoning the discounted cash flow method relied upon so heavily for the past couple of decades.

BY JEFF D. MAKHOLM, PH.D.

In the Feb. 15, 2003, edition of *Public Utilities Fortnightly*, Jonathan Lesser says that regulators need to rethink the traditional discounted cash flow (DCF) method for finding the cost of capital, or "at the very least, regulators should no longer rely solely on the DCF to set allowed returns."

This is an old issue. Lesser may (or may not) be aware that commissions in the United States have been searching for a way to streamline utilities' rate of return investigations for decades, and yet they still generally rely on the DCF method. For practical purposes, this is unlikely to change in the United States, despite the recommendations of those like Dr. Lesser and those before him who have recommended a different path.

The topic of the fair rate of return continues to be a vexing part of utility regulation. No one, anywhere, has yet devised a way to make the process agreeable. Why has the process been so difficult?

It is not possible to assess the adequacy of particular rate of return techniques without looking more broadly at how those techniques fit into the larger regulatory process.

The Current State of the Ratemaking Process

The current ratemaking process is tortuous and often unpleasant, for commissions, utilities and ratepayers. A Mississippi Supreme Court Judge captured a quintessential aspect of the process when he said:

"Utility rate litigation has become sport, a vent for passions. Each contest satiates for the moment, then fuels the appetite for further fight. We shrink from the thought of the season ending."[1]

That was true when this quote was written(1989), and it's true today. It is not, however, the direct consequence of the actions of attorneys, consultants, intervenors, commissioners, or staff that creates this problem. It is the regulatory process that makes it almost inevitable that rate case issues are subject to repeated, increasingly detailed, and costly inquiry. This regulatory framework not only provides a questionable incentive for efficient operation for utilities, it also is expensive. Both of these features create an environment for contentiousness over the issue of rate of return.

Incentives for Efficiency

The current regulatory framework sets efficient utility behavior as its goal but always seems to fail to reach it. Why?

First, the definition of efficiency is elusive. It is difficult for regulators, consultants, accountants, and sometimes the company itself, to distinguish efficient behavior from inefficient. While measures of utility efficiency have been developed (e.g., labor productivity, total factor productivity, number of complaints, etc.), there always will be a large component of utility performance that falls outside of what can be objectively analyzed and measured.

This inability to effectively monitor performance means that hands-on regulators are doomed to steer a course between dangerous rocks and a powerful whirlpool. By steering away from the pure cost-plus contract, where ratepayers face runaway costs, regulators risk being drawn into periodic and sometimes large disallowances that threaten utility financial integrity and ratepayer security.

Second, this failure to have objective standards for efficiency is compounded by "information" and/or "agency" problems. It is difficult for outsiders or those without years of experience to evaluate the decisions of utility managers (or to even know what those managers do). Utility managers are likely always to be more informed than regulators or their staffs regarding the company they manage. It is terribly difficult to monitor utility decisions when the information flow is so incomplete or when regulators must rely on utility managers to volunteer information on poor decisions.

Third, and most pertinent to rate of return, objective confirmable standards may never exist to confirm estimates of costs. In the case of rate of return, there is no way of knowing what the true fair rate of return is (or was), even in hindsight. All we ever have is forward-looking rate of return estimates and historical earned returns. This is not so for any other cost category. »

For example, estimates of depreciable lives can always be updated by experience with actual capital assets. The same is true with estimates of marginal cost—experience will tend to confirm better estimates in the future. But the "true" rate of return is always unverifiable.

Cost of the Process

The second major problem with the current ratemaking process is its cost. Not only does the process serve us poorly, it is very expensive. There have been attempts by the Federal Energy Regulatory Commission (FERC) and the New York Public Service Commission to regularize the rate of return component of rate cases. Both have failed to do so. The Generic Financing Proceeding in New York, conducted in the early 1990s, despite its staggering price tag in professional fees and the loss of productive time for utility and commission employees, failed, as FERC's did before it, to streamline the process.

The Evolution of Rate of Return Analysis

The fair rate of return became a hotly contested issue in the early 1970s, when the electric utility business was undergoing the "triple threat" of unprecedented inflation, rapid fuel price increases, and the end of decades of impressive technical advances in lower-cost generating technology. The DCF and capital asset pricing model (CAPM) methods got their start at this time and have survived nearly unchanged as the primary rate of return methods, with the DCF the virtual default method in practically all U.S. regulatory jurisdictions.

Improvements in the theoretical accuracy, objectivity, and reliability of these methods have come at a snail's pace and generally address only minor issues. For example, more than 20 years ago, arguments raged in rate of return proceedings over whether to use forward-looking, rather than historical, information in the financial models used to calculate the rate of return.[2]

A dozen years ago, the argument had progressed to smaller issues (in terms of the potential effect on rate of return) such as the ex-dividend date adjustments and the inclusion into the sustainable growth model of an allowance for the selling of stock at prices above book value.

Most rate case issues, with the exception of major cost items, are capable of being settled in relatively short order.

Meanwhile, every seeming advance in rate of return analysis is followed by a retreat. Historically based "comparable earnings" analyses, presumed dead after the advent of the well-grounded financial theories like DCF and CAPM, have risen from the ashes of past regulation to be considered a genuine rate of return technique. Furthermore, sound theoretical models are often sacrificed on the altar of *ad hoc* adjustments, when staff or company analysts scramble to move a model's results down or up for a never-ending variety of reasons that are impossible to verify empirically or theoretically.

It remains true today that most rate case issues, with the exception of major cost items, are capable of being settled in relatively short order except for rate of return, where the old issues are continually battled out. So, what are the options to reduce the scope of the interminable fighting over rate of return?

Previous Attempts to Standardize Rate of Return Analysis

Rate of return techniques abound, but very little time and attention is paid to determining which have practical usefulness. The theories that underlie the empirical determination of the cost of capital have become increasingly arcane and irrelevant to the practical ratemaking world, where common sense, believability, and simplicity determine which techniques an administrative law judge or commissioner will use to set the allowed return. At times it seems that the goals of theoretical accuracy and usefulness are mutually exclusive attributes in rate of return models used in utility rate cases.

Although much time is spent discussing the technical aspects of rate-of-return techniques, we never get around to establishing criteria for determining whether they are any good in real rate cases.

Both FERC and the New York Public Service Commission tried to regularize rate of return investigations by concentrating on the method (or methods) involved. FERC's generic rate-of-return process, begun in 1986, ended in a fog of adjustments for a seemingly endless procession of "special cases." The 1991-1993 Generic Financing Proceeding in New York, which was designed to produce an objective standard for setting the fair rate of return, has not streamlined the process. On the contrary, the outcome of that generic proceeding (which was never adopted by the commission in New York) continues to haunt New York rate cases like a dusty book of alchemy from ancient times—understandable only to those who witnessed its creation.

The methods adopted in New York, for example, were overly complex, »

ad hoc, and led inevitably to further expensive fights and litigation when the financial winds shifted. Both proceedings consumed a great amount of time, effort, and expense in an attempt to establish generic rules in the first place. In a larger sense, there was so much ground to make up that the proceedings could not be said to have been worthwhile—even if durable rules had come out of them.

Why the Appeal of the DCF?

The DCF method has endured for most of the past two decades for three basic reasons:

- It rests on a solid, straightforward theoretical base;
- It capitalizes on the depth of U.S. capital markets—meaning analysis can use "proxy groups" of publicly traded companies in the same industry to manage the variability of individual company DCF calculations; and
- It makes use of company growth projections from disinterested industry analysts—a key attribute for a method to gauge the opportunity cost of capital in the mind of investors.[3]

It is difficult to overstate the practical importance of these three attributes of the DCF method. The CAPM, by comparison, is abstruse as a piece of theory. Further, because most of the components of the calculation are common to all companies (i.e., the risk-free rate and the market risk premium), the CAPM cannot make use of the law of large numbers. That is to say, the problems associated with which risk-free rate to pick, or which market risk premium to adopt, hinder the result, no matter how many companies the calculations are performed upon. Finally, the CAPM has no tie to disinterested company analysts that not only reflect, but also shape, the opinions of investors. It is thus no surprise that the CAPM is vastly less popular among U.S. regulatory commissions as a rate of return method.

The other methods mentioned by Lesser have more debilitating attributes still. The comparable earnings method is generally irrelevant to investor expectations, to the extent that is uses historical earnings data. Risk premium analyses take the cost of debt as given (easy to do, as debt costs are observable), but struggle perpetually with how to calculate the equity risk premium. To the extent that the equity risk premium uses historical data, it is again generally irrelevant to investor expectations. If it derives the premium by reference to a prospective cost of capital method (like the DCF or CAPM), then it is simply not an independent method at all.

In the context of U.S. rate cases, the DCF method's attributes are magnified, as are the drawbacks of the other methods. The nature of the methods to resolve disputes in U.S. utility rate cases is at least as important as the theoretical attributes of the particular methods employed. "Informationally demanding" methods, like the CAPM, do not stand a chance as a method for resolving conflict between contending parties compared to the "informationally simple" methods, with tangible parameters, like the DCF.

As a result, Lesser's "more methods" recommendation is a dead end. He is correct to point out the greater variability in estimates now than in years past. Mergers, the advent of holding companies, and deregulation all have served to shrink the number of companies to which the DCF analysis can be applied. Nevertheless, the marginal reduction in proxy group size or stability in the past decade does not countervail the three underlying reasons why the DCF is so popular.

Perhaps the best way to deal with the perpetual contention surrounding the rate of return is not to repudiate the overwhelmingly preferred DCF method or pretend that more methods and more investigation might work, but rather to shrink the scope for contention surrounding the issue.

Reducing Rate of Return Conflicts

One tried and tested method to reduce rate of return contention is to turn to alternative regulatory frameworks that either eliminate the need to set the fair rate of return or that lengthen the time between rate cases. There are at least three potential ways to reduce rate of return contention.

Unbundling and deregulation. The airline industry, trucking industry, gas production and transport, and electricity generation capacity once fell under comprehensive rate of return regulation but were subsequently deregulated either partially or fully.

Unbundling and deregulation reduces rate of return battles because they reduce the size of the asset base subject to rate regulation. In other words, with a smaller pie, there should be less incentive to fight. For example, in what I called the "contractualization" of the U.S. interstate gas transport industry, the determination of the fair rate of return has become increasingly less important as contractual obligations between gas transporters and distributors replace traditionally regulated rates. And if rate regulation ends completely, then the reason for the fight over rate of return vanishes.

Reduce the number of contested issues. Permitting cost pass-throughs like fuel adjustment clauses, weather adjustments, revenue decoupling mechanisms, and other techniques that remove attrition,[4] reduces the need for filing frequent rate »

cases because it eliminates factors outside of management's control.

Institutionalized price cap regulation. Price cap regulation, or performance-based regulation (PBR), allows prices to be indexed to both the general price level and durable industry-wide productivity trends. As such, it has reduced the frequency of contested price-setting cases where rate of return is an issue. However, PBR regulation does not prevent rate of return from arising as an issue when it does appear.

In conclusion, contention over the fair rate of return is an unavoidable component of utility regulatory oversight, even under alternative frameworks. Efforts to make the process objective and mechanical are futile as an administrative and practical matter. The only realistic way to reduce rate of return contention over the long term is to unbundle and deregulate utility functions (like gas transmission), and lengthen the time between rate cases by instituting PBR or other progressive regulatory programs.

For the rate of return contention that does exist, it is hard to foresee abandoning the DCF as the gold standard relied upon so heavily by U.S. commissions and utilities for the past couple of decades. From the perspective of dispute-resolution techniques and simple efficiency, the DCF—despite its difficulties—retains attributes that other rate of return methods just cannot match. ■

Jeff Makholm is a senior vice president at National Economic Research Associates Inc. (NERA) and co-chair of NERA's Energy Practice.

Endnotes

1. Justice Robertson, *Mississippi Supreme Court, State of Mississippi et al, v. Mississippi Public Service Commission and Mississippi Power Company*, Jan. 4, 1989.
2. In reality, this issue has, alas, never gone away entirely.
3. Regulatory commissions outside the United States do not have the luxury of either such deep capital markets (with many publicly traded companies in the same industry) or the associated vast array of stock analysts. As a result, they use other methods, but with less robust results and often more extensive contention.
4. Attrition occurs when earnings are depressed over time because the marginal cost of new plant and equipment exceeds average costs and average prices.

Asset Optimization and Portfolio Management

June 25-27, 2003 • Chicago, Illinois • Holiday Inn Mart Plaza Hotel

Corporate Sponsor: Nexant

Media Sponsor: FORTNIGHTLY

INFOCAST

Do asset optimization and portfolio management hold the keys to surviving today's volatile energy markets? Attend Infocast's Asset Optimization and Portfolio Management conference and learn how to solve many of the challenges facing the energy industry:

- How to reposition a fleet of energy assets to meet today's challenges—and the demands of your corporate strategy
- How to optimize performance under contractual and operational constraints

For more information, please call (818) 888-4444 or visit www.infocastinc.com

APPENDIX 74.3

RETURNS ON AVERAGE COMMON EQUITY
FOR U.S. LDCs

Company Name	1993	1994	1995	1996	1997	1998	1999	2000	2001	2002	2003	2004	Average 1993-2004	Average 1993-1995	Average 1996-2004
AGL RESOURCES INC	11.04	11.63	4.91	13.20	12.66	12.63	11.31	11.09	13.76	14.91	16.39	13.13	12.22	9.19	13.23
NEW JERSEY RESOURCES CORP	11.79	13.43	9.74	13.91	14.46	14.67	15.11	15.47	15.78	15.93	16.76	16.14	14.43	11.65	15.36
NICOR INC	15.64	15.70	14.50	19.16	17.30	15.45	16.05	6.21	17.25	17.84	14.79	9.99	14.99	15.28	14.89
NORTHWEST NATURAL GAS CO	13.65	12.19	11.79	13.15	11.34	6.35	10.16	10.83	10.38	8.73	9.24	9.41	10.60	12.54	9.95
PEOPLES ENERGY CORP	11.79	11.72	9.69	15.64	14.08	10.90	12.27	11.18	12.27	11.05	12.57	9.49	11.89	11.07	12.16
PIEDMONT NATURAL GAS CO	13.65	12.10	12.27	13.11	13.42	13.74	12.25	12.57	12.04	10.82	12.19	12.82	12.58	12.67	12.55
WGL HOLDINGS INC	12.06	12.53	12.33	14.98	14.06	11.25	10.44	11.93	10.99	5.03	14.18	11.56	11.78	12.31	11.60
MEAN	**12.80**	**12.76**	**10.75**	**14.74**	**13.90**	**12.14**	**12.51**	**11.33**	**13.21**	**12.05**	**13.73**	**11.79**	**12.64**	**12.10**	**12.82**
MEDIAN	**12.06**	**12.19**	**11.79**	**13.91**	**14.06**	**12.63**	**12.25**	**11.18**	**12.27**	**11.05**	**14.18**	**11.56**	**12.22**	**12.31**	**12.55**
													12.43	**12.01**	**12.57**

APPENDIX 75.1

Regulatory Study
January 14, 2005

MAJOR RATE CASE DECISIONS--JANUARY 2003-DECEMBER 2004 SUPPLEMENTAL STUDY

In conjunction with the preparation of the Regulatory Study entitled *Major Rate Case Decisions--January 1990-December 2004*, which will be distributed in the next few weeks, RRA has prepared chronological listings of all cases in that study for the years 2003 and 2004, by type of utility service. These listings, with key data concerning each case, appear on pages 7 through 12 of this Supplemental Study. Tables summarizing cases decided in the last 11 years appear on pages 2 and 3, and graphs summarizing the authorized equity returns in the last 14 years appear on pages 4 through 6. The average equity return authorized electric utilities in 2004 approximated 10.7%, down slightly from 11% in 2003. There were 19 electric equity return determinations in 2004 and 22 in 2003. The average return on equity (ROE) authorized gas utilities approximated 10.6% in 2004, down from 11% in 2003. There were 20 gas cases that included an ROE determination in 2004 and 25 in 2003. For the telecommunications industry, there was one ROE determination (10%) in 2004 and none in 2003.

Over the last several years there have been fewer equity return determinations relative to the 1980's and early 1990's. The reasons for this phenomenon include: industry restructuring/intensifying competition; more efficient utility operations; technological improvements; relatively low inflation and interest rates; accelerated depreciation/amortization programs; the increased utilization of settlements that do not specify return parameters; and, the growing use of performance or price-based regulation. As the number of equity return determinations has declined, the average authorized ROE has less of a relationship to the return that the typical electric, gas, or telecommunications company has an opportunity to earn from regulated operations. In addition, electric industry restructuring in many states has led to the unbundling of rates, with commissions authorizing revenue requirement and return parameters for transmission and/or distribution operations only (which we footnote in our chronology table), thus further complicating data comparability.

The individual electric, gas, and telecommunications cases listed on pages 7 through 12 are presented with the decision date shown first, followed by the company name, the abbreviation of the state issuing the decision, the authorized rate of return (ROR) and ROE, and the common equity component in the adopted capital structure. If the capital structure contained cost-free capital or investment tax credit balances at the overall rate of return, an asterisk (*) follows the number in this column. Next we show the month and year in which the adopted test year ended, whether the commission utilized an average or a year-end rate base, and the amount of the permanent rate change authorized. The dollar amount represents the permanent rate change ordered at the time a decision was issued. In a few cases, an interim rate change was previously ordered. Fuel adjustment clause rate changes are not reflected in this study.

(Text continued on page 6)

Average Equity Returns Authorized January 1994 - December 2004

(Return Percent - No. of Observations)

	Period	Electric Utilities	Gas Utilities	Telephone Utilities
1994	Full Year	11.34 (31)	11.35 (28)	11.81 (11)
1995	Full Year	11.55 (33)	11.43 (16)	12.08 (8)
1996	Full Year	11.39 (22)	11.19 (20)	11.74 (4)
1997	Full Year	11.40 (11)	11.29 (13)	11.56 (5)
1998	1st Quarter	11.31 (4)	--- (0)	11.30 (1)
	2nd Quarter	12.20 (1)	11.37 (3)	--- (0)
	3rd Quarter	11.80 (2)	11.41 (3)	--- (0)
	4th Quarter	11.83 (3)	11.69 (4)	--- (0)
1998	Full Year	11.66 (10)	11.51 (10)	11.30 (1)
1999	1st Quarter	10.58 (4)	10.82 (3)	13.00 (1)
	2nd Quarter	10.94 (4)	10.82 (3)	--- (0)
	3rd Quarter	10.63 (8)	--- (0)	--- (0)
	4th Quarter	11.08 (4)	10.33 (3)	--- (0)
1999	Full Year	10.77 (20)	10.66 (9)	13.00 (1)
2000	1st Quarter	11.06 (5)	10.71 (1)	11.50 (1)
	2nd Quarter	11.11 (2)	11.08 (4)	--- (0)
	3rd Quarter	11.68 (2)	11.33 (5)	11.25 (1)
	4th Quarter	12.08 (3)	12.50 (2)	--- (0)
2000	Full Year	11.43 (12)	11.39 (12)	11.38 (2)
2001	1st Quarter	11.38 (2)	11.16 (4)	--- (0)
	2nd Quarter	10.88 (2)	10.75 (1)	--- (0)
	3rd Quarter	10.78 (8)	--- (0)	--- (0)
	4th Quarter	11.50 (6)	10.65 (2)	--- (0)
2001	Full Year	11.09 (18)	10.95 (7)	--- (0)
2002	1st Quarter	10.87 (5)	10.67 (3)	--- (0)
	2nd Quarter	11.41 (6)	11.64 (4)	--- (0)
	3rd Quarter	11.06 (4)	11.50 (3)	--- (0)
	4th Quarter	11.20 (7)	10.78 (11)	--- (0)
2002	Full Year	11.16 (22)	11.03 (21)	--- (0)
2003	1st Quarter	11.47 (7)	11.38 (5)	--- (0)
	2nd Quarter	11.16 (4)	11.36 (4)	--- (0)
	3rd Quarter	9.95 (5)	10.61 (5)	--- (0)
	4th Quarter	11.09 (6)	10.84 (11)	--- (0)
2003	Full Year	10.97 (22)	10.99 (25)	--- (0)
2004	1st Quarter	11.00 (3)	11.10 (4)	10.00 (1)
	2nd Quarter	10.50 (6)	10.25 (2)	--- (0)
	3rd Quarter	10.33 (2)	10.37 (8)	--- (0)
	4th Quarter	10.91 (8)	10.66 (6)	--- (0)
2004	Full Year	10.73 (19)	10.59 (20)	10.00 (1)

Electric Utilities–Summary Table*

	Period	ROR %	ROE %	Eq. as % Cap. Struc.	Amt. $ Mil.
1994	Full Year	9.29 (30)	11.34 (31)	45.15 (30)	1,116.9 (40)
1995	Full Year	9.44 (30)	11.55 (33)	45.90 (30)	455.7 (43)
1996	Full Year	9.21 (20)	11.39 (22)	44.34 (20)	-5.6 (38)
1997	Full Year	9.16 (12)	11.40 (11)	48.79 (11)	-553.3 (33)
1998	Full Year	9.44 (9)	11.66 (10)	46.14 (8)	-429.3 (31)
1999	Full Year	8.81 (18)	10.77 (20)	45.08 (17)	-1,683.8 (30)
2000	Full Year	9.20 (12)	11.43 (12)	48.85 (12)	-291.4 (34)
2001	Full Year	8.93 (15)	11.09 (18)	47.20 (13)	14.2 (21)
2002	Full Year	8.72 (20)	11.16 (22)	46.27 (19)	-475.4 (24)
2003	1st Quarter	9.07 (6)	11.47 (7)	49.94 (5)	48.2 (7)
	2nd Quarter	9.07 (4)	11.16 (4)	49.46 (4)	116.2 (5)
	3rd Quarter	8.22 (5)	9.95 (5)	46.09 (5)	-61.0 (5)
	4th Quarter	9.07 (5)	11.09 (6)	52.17 (5)	210.4 (5)
2003	Full Year	8.86 (20)	10.97 (22)	49.41 (19)	313.8 (22)
2004	1st Quarter	8.94 (3)	11.00 (3)	44.94 (3)	-716.4 (4)
	2nd Quarter	7.88 (6)	10.50 (6)	45.59 (6)	641.4 (11)
	3rd Quarter	9.01 (2)	10.33 (2)	45.05 (2)	119.4 (4)
	4th Quarter	8.55 (7)	10.91 (8)	49.64 (6)	1,047.8 (11)
2004	Full Year	8.44 (18)	10.73 (19)	46.84 (17)	1,092.2 (30)

Gas Utilities–Summary Table*

1994	Full Year	9.51 (32)	11.35 (28)	48.12 (27)	422.9 (42)
1995	Full Year	9.64 (16)	11.43 (16)	49.98 (15)	-61.5 (31)
1996	Full Year	9.25 (23)	11.19 (20)	47.69 (19)	193.4 (34)
1997	Full Year	9.13 (13)	11.29 (13)	47.78 (11)	-82.5 (21)
1998	Full Year	9.46 (10)	11.51 (10)	49.50 (10)	93.9 (20)
1999	Full Year	8.86 (9)	10.66 (9)	49.06 (9)	51.0 (14)
2000	Full Year	9.33 (13)	11.39 (12)	48.59 (12)	135.9 (20)
2001	Full Year	8.51 (6)	10.95 (7)	43.96 (5)	114.0 (11)
2002	Full Year	8.80 (20)	11.03 (21)	48.29 (18)	303.6 (26)
2003	1st Quarter	8.97 (4)	11.38 (5)	50.69 (4)	35.9 (6)
	2nd Quarter	9.09 (3)	11.36 (4)	50.32 (3)	14.2 (5)
	3rd Quarter	8.54 (4)	10.61 (5)	45.74 (4)	89.5 (6)
	4th Quarter	8.64 (11)	10.84 (11)	51.06 (11)	120.5 (13)
2003	Full Year	8.75 (22)	10.99 (25)	49.93 (22)	260.1 (30)
2004	1st Quarter	8.52 (4)	11.10 (4)	45.61 (4)	56.3 (6)
	2nd Quarter	8.21 (3)	10.25 (2)	46.90 (2)	121.7 (9)
	3rd Quarter	8.27 (8)	10.37 (8)	42.92 (8)	113.4 (8)
	4th Quarter	8.40 (6)	10.66 (6)	49.72 (6)	12.1 (8)
2004	Full Year	8.34 (21)	10.59 (20)	45.90 (20)	303.5 (31)

Telephone Utilities–Summary Table*

1994	Full Year	9.91 (12)	11.81 (11)	57.46 (11)	-236.6 (16)
1995	Full Year	9.81 (8)	12.08 (8)	55.02 (7)	-264.0 (14)
1996	Full Year	9.65 (2)	11.74 (4)	56.00 (2)	-348.2 (11)
1997	Full Year	9.57 (5)	11.56 (5)	55.84 (5)	-154.4 (7)
1998	Full Year	9.37 (1)	11.30 (1)	52.00 (1)	-323.3 (13)
1999	Full Year	11.34 (1)	13.00 (1)	66.90 (1)	-570.1 (19)
2000	Full Year	9.52 (2)	11.38 (2)	56.59 (2)	-390.4 (14)
2001	Full Year	9.61 (1)	— (0)	— (0)	-130.0 (8)
2002	Full Year	— (0)	— (0)	— (0)	7.7 (4)
2003	1st Quarter	— (0)	— (0)	— (0)	— (0)
	2nd Quarter	— (0)	— (0)	— (0)	-27.6 (1)
	3rd Quarter	— (0)	— (0)	— (0)	-35.0 (1)
	4th Quarter	— (0)	— (0)	— (0)	— (0)
2003	Full Year	— (0)	— (0)	— (0)	-62.6 (2)
2004	1st Quarter	8.02 (1)	10.00 (1)	44.18 (1)	3.1 (1)
	2nd Quarter	— (0)	— (0)	— (0)	— (0)
	3rd Quarter	— (0)	— (0)	— (0)	— (0)
	4th Quarter	— (0)	— (0)	— (0)	— (0)
2004	Full Year	8.02 (1)	10.00 (1)	44.18 (1)	3.1 (1)

*Number of observations in each period indicated in parentheses.

APPENDIX 76.1

	AGL RESOURCES INC						NEW JERSEY RESOURCES						NICOR INC						NORTHWEST NATURAL GAS CO					
	Last Paid	Price		w/ .5 Grwth	I/B/E/S	w/ .5 Grwth	Last Paid	Price		w/ .5 Grwth	I/B/E/S	w/ .5 Grwth	Last Paid	Price		w/ .5 Grwth	I/B/E/S	w/ .5 Grwth	Last Paid	Price		w/ .5 Grwth	I/B/E/S	w/ .5 Grwth
	Dividend	Close	DY	DY	Growth	DCF	Dividend	Close	DY	DY	Growth	DCF	Dividend	Close	DY	DY	Growth	DCF	Dividend	Close	DY	DY	Growth	DCF
Jan93	0.26	19.25	5.40	5.59	7.00	12.59	0.25	16.83	6.02	6.23	7.00	13.23	0.30	25.13	4.70	4.83	5.50	10.33	0.29	19.83	5.79	5.96	6.00	11.96
Feb93	0.26	20.44	5.09	5.24	6.00	11.24	0.25	17.75	5.71	5.85	5.00	10.85	0.30	27.19	4.34	4.46	5.50	9.96	0.29	21.33	5.38	5.54	6.00	11.54
Mar93	0.26	21.00	4.95	5.10	6.00	11.10	0.25	17.50	5.79	5.94	5.00	10.94	0.31	29.31	4.16	4.28	5.50	9.78	0.29	20.58	5.58	5.74	6.00	11.74
Apr93	0.26	20.19	5.15	5.31	6.00	11.31	0.25	17.25	5.87	6.06	6.25	12.31	0.31	28.00	4.36	4.48	5.50	9.98	0.29	20.92	5.60	5.77	6.00	11.77
May93	0.26	19.50	5.33	5.47	5.00	10.47	0.25	17.25	5.87	6.05	6.00	12.05	0.31	28.50	4.28	4.40	5.50	9.90	0.29	22.67	5.17	5.33	6.00	11.33
Jun93	0.26	20.06	5.18	5.31	5.00	10.31	0.25	18.50	5.48	5.64	6.00	11.64	0.31	27.25	4.48	4.61	6.00	10.61	0.29	22.67	5.17	5.33	6.00	11.33
Jul93	0.26	20.13	5.17	5.30	5.00	10.30	0.25	18.50	5.48	5.67	7.00	12.67	0.31	26.75	4.56	4.72	7.00	11.72	0.29	24.17	4.85	4.98	5.50	10.48
Aug93	0.26	19.06	5.46	5.59	5.00	10.59	0.25	18.83	5.38	5.54	6.00	11.54	0.31	29.88	4.08	4.23	7.00	11.23	0.29	24.17	4.85	4.98	5.50	10.48
Sep93	0.26	18.81	5.53	5.67	5.00	10.67	0.25	19.42	5.22	5.38	6.00	11.38	0.31	30.50	4.00	4.14	7.00	11.14	0.29	24.75	4.74	4.87	5.50	10.37
Oct93	0.26	18.38	5.66	5.80	5.00	10.80	0.25	18.33	5.53	5.69	6.00	11.69	0.31	28.25	4.32	4.47	7.00	11.47	0.29	24.17	4.85	4.98	5.50	10.48
Nov93	0.26	18.13	5.74	5.86	4.25	10.11	0.25	17.25	5.87	6.01	4.50	10.51	0.31	27.50	4.44	4.57	6.00	10.57	0.29	23.33	5.02	5.16	5.50	10.66
Dec93	0.26	19.44	5.35	5.46	4.25	9.71	0.25	17.25	5.87	6.01	4.50	10.51	0.31	28.00	4.36	4.49	6.00	10.49	0.29	22.83	5.13	5.27	5.50	10.77
Jan94	0.26	19.31	5.38	5.49	4.00	9.49	0.25	17.50	5.79	5.94	5.00	10.94	0.31	28.75	4.24	4.37	6.00	10.37	0.29	24.00	4.88	5.02	5.50	10.52
Feb94	0.26	17.75	5.86	5.98	4.00	9.98	0.25	17.17	5.90	6.05	5.00	11.05	0.31	27.00	4.52	4.64	5.50	10.14	0.29	23.83	4.92	5.05	5.50	10.55
Mar94	0.26	17.25	6.03	6.16	4.25	10.41	0.25	16.25	6.24	6.38	4.50	10.88	0.32	25.50	4.94	5.09	6.00	11.09	0.29	22.50	5.21	5.35	5.50	10.85
Apr94	0.26	17.94	5.80	5.91	4.00	9.91	0.25	16.50	6.14	6.28	4.50	10.78	0.32	26.63	4.73	4.86	5.50	10.36	0.29	22.50	5.21	5.34	5.00	10.34
May94	0.26	17.25	6.03	6.18	5.00	11.18	0.25	16.00	6.33	6.49	5.00	11.49	0.32	26.88	4.69	4.83	6.00	10.83	0.29	20.67	5.67	5.84	6.00	11.84
Jun94	0.26	16.94	6.14	6.29	5.00	11.29	0.25	14.67	6.91	7.08	5.00	12.08	0.32	26.38	4.78	4.92	6.00	10.92	0.29	20.00	5.86	6.04	6.00	12.04
Jul94	0.26	17.50	5.94	6.09	5.00	11.09	0.25	14.83	6.83	7.00	5.00	12.00	0.32	25.13	5.01	5.15	5.50	10.65	0.29	19.83	5.91	6.09	6.00	12.09
Aug94	0.26	16.38	6.35	6.51	5.00	11.51	0.25	14.92	6.79	6.96	5.00	11.96	0.32	24.38	5.17	5.32	6.00	11.32	0.29	20.33	5.76	5.94	6.00	11.94
Sep94	0.26	15.31	6.79	6.95	4.75	11.70	0.25	14.08	7.20	7.38	5.00	12.38	0.32	24.25	5.20	5.35	6.00	11.35	0.29	21.33	5.49	5.66	6.00	11.66
Oct94	0.26	16.25	6.40	6.54	4.50	11.04	0.25	14.50	6.99	7.16	5.00	12.16	0.32	24.38	5.17	5.32	6.00	11.32	0.29	20.00	5.86	5.99	4.50	10.49
Nov94	0.26	14.81	7.02	7.18	4.50	11.68	0.25	15.25	6.64	6.81	5.00	11.81	0.32	22.50	5.60	5.75	5.50	11.25	0.29	19.17	6.11	6.25	4.50	10.75
Dec94	0.26	15.00	6.93	7.09	4.50	11.59	0.25	15.08	6.72	6.89	5.00	11.89	0.32	22.75	5.54	5.69	5.50	11.19	0.29	19.67	5.96	6.09	4.50	10.59
Jan95	0.26	16.00	6.50	6.65	4.50	11.15	0.25	14.92	6.79	6.96	5.00	11.96	0.32	23.88	5.28	5.41	5.00	10.41	0.29	20.25	5.79	5.90	4.00	9.90
Feb95	0.26	16.88	6.16	6.30	4.50	10.80	0.25	15.42	6.57	6.74	5.00	11.74	0.32	24.75	5.09	5.22	5.00	10.22	0.29	20.17	5.81	5.93	4.00	9.93
Mar95	0.26	17.38	5.99	6.12	4.50	10.62	0.25	14.83	6.83	7.00	5.00	12.00	0.32	25.00	5.12	5.25	5.00	10.25	0.29	20.83	5.63	5.75	4.25	10.00
Apr95	0.26	18.25	5.70	5.83	4.75	10.58	0.25	15.00	6.76	6.92	5.00	11.92	0.32	24.75	5.17	5.30	5.00	10.30	0.29	20.63	5.68	5.81	4.50	10.31
May95	0.26	17.13	6.07	6.22	4.75	10.97	0.25	15.17	6.68	6.85	5.00	11.85	0.32	26.63	4.81	4.93	5.00	9.93	0.29	19.75	5.93	6.07	4.50	10.57
Jun95	0.26	17.38	5.99	6.12	4.50	10.62	0.25	15.42	6.57	6.74	5.00	11.74	0.32	26.88	4.76	4.88	5.00	9.88	0.29	20.83	5.63	5.75	4.50	10.25
Jul95	0.26	17.50	5.94	6.09	5.00	11.09	0.25	15.83	6.40	6.56	5.00	11.56	0.32	25.38	5.04	5.15	4.00	9.15	0.29	21.00	5.58	5.70	4.25	9.95
Aug95	0.26	18.44	5.64	5.78	5.00	10.78	0.25	16.00	6.33	6.49	5.00	11.49	0.32	25.63	5.00	5.10	4.00	9.10	0.29	20.67	5.67	5.79	4.25	10.04
Sep95	0.26	19.31	5.38	5.52	5.00	10.52	0.25	17.25	5.87	6.02	5.00	11.02	0.32	27.25	4.70	4.79	4.00	8.79	0.29	20.67	5.67	5.80	4.50	10.30
Oct95	0.26	19.31	5.38	5.52	5.00	10.52	0.25	16.67	6.08	6.23	5.00	11.23	0.32	26.88	4.76	4.86	4.00	8.86	0.30	21.33	5.63	5.75	4.50	10.25
Nov95	0.27	19.13	5.54	5.68	5.00	10.68	0.25	18.58	5.45	5.59	5.00	10.59	0.32	25.38	5.04	5.17	5.00	10.17	0.30	22.33	5.37	5.49	4.50	9.99
Dec95	0.27	19.75	5.37	5.50	5.00	10.50	0.25	20.08	5.05	5.17	5.00	10.17	0.32	27.50	4.65	4.77	5.00	9.77	0.30	22.00	5.45	5.58	4.50	10.08
Jan96	0.27	20.25	5.23	5.37	5.00	10.37	0.25	18.25	5.55	5.69	5.00	10.69	0.32	27.25	4.70	4.81	5.00	9.81	0.30	22.17	5.41	5.54	4.50	10.04
Feb96	0.27	18.13	5.85	5.99	5.00	10.99	0.25	19.42	5.22	5.35	5.00	10.35	0.32	26.63	4.81	4.93	5.00	9.93	0.30	22.00	5.45	5.58	4.50	10.08
Mar96	0.27	18.38	5.77	5.91	5.00	10.91	0.26	19.25	5.40	5.54	5.00	10.54	0.33	26.75	4.93	5.06	5.00	10.06	0.30	21.17	5.67	5.80	4.50	10.30
Apr96	0.27	18.88	5.62	5.76	5.00	10.76	0.26	18.92	5.50	5.64	5.00	10.64	0.33	27.88	4.74	4.85	5.00	9.85	0.30	21.67	5.54	5.66	4.50	10.16
May96	0.27	17.63	6.01	6.16	5.00	11.16	0.26	18.33	5.67	5.81	5.00	10.81	0.33	27.75	4.76	4.88	5.00	9.88	0.30	22.83	5.26	5.37	4.50	9.87
Jun96	0.27	18.88	5.62	5.76	5.00	10.76	0.26	19.17	5.43	5.56	5.00	10.56	0.33	28.38	4.65	4.77	5.00	9.77	0.30	23.33	5.14	5.26	4.50	9.76
Jul96	0.27	18.25	5.81	5.95	5.00	10.95	0.26	18.50	5.62	5.76	5.00	10.76	0.33	28.38	4.65	4.77	5.00	9.77	0.30	23.08	5.20	5.32	4.50	9.82
Aug96	0.27	20.25	5.23	5.37	5.00	10.37	0.26	19.08	5.45	5.59	5.00	10.59	0.33	31.38	4.21	4.31	5.00	9.31	0.30	23.67	5.07	5.18	4.50	9.68
Sep96	0.27	19.13	5.54	5.68	5.00	10.68	0.26	18.67	5.57	5.71	5.00	10.71	0.33	33.75	3.91	4.01	5.00	9.01	0.30	23.00	5.22	5.35	5.00	10.35
Oct96	0.27	21.00	5.05	5.17	5.00	10.17	0.26	18.42	5.65	5.79	5.00	10.79	0.33	34.88	3.78	3.88	5.00	8.88	0.30	25.38	4.73	4.85	5.00	9.85
Nov96	0.27	21.13	5.11	5.24	5.00	10.24	0.26	19.75	5.27	5.40	5.00	10.40	0.33	36.50	3.62	3.71	5.00	8.71	0.30	25.00	4.80	4.92	5.00	9.92
Dec96	0.27	21.13	5.11	5.24	5.00	10.24	0.27	19.50	5.47	5.61	5.00	10.61	0.33	35.75	3.69	3.78	5.00	8.78	0.30	24.00	5.00	5.13	5.00	10.13
Jan97	0.27	20.88	5.17	5.30	5.00	10.30	0.27	19.92	5.36	5.49	5.00	10.49	0.33	36.13	3.65	3.75	5.00	8.75	0.30	25.00	4.80	4.92	5.00	9.92
Feb97	0.27	19.50	5.54	5.68	5.00	10.68	0.27	19.17	5.57	5.70	5.00	10.70	0.33	33.50	3.94	4.04	5.00	9.04	0.30	24.25	4.95	5.05	4.20	9.25
Mar97	0.27	18.63	5.80	5.94	5.00	10.94	0.27	19.00	5.61	5.75	5.00	10.75	0.35	32.00	4.38	4.50	5.50	10.00	0.30	24.50	4.90	5.00	4.20	9.20
Apr97	0.27	19.25	5.61	5.75	5.00	10.75	0.27	19.25	5.54	5.68	5.00	10.68	0.35	33.88	4.13	4.25	5.50	9.75	0.30	24.25	4.95	5.05	4.20	9.25
May97	0.27	19.13	5.65	5.79	5.00	10.79	0.27	20.75	5.14	5.27	5.00	10.27	0.35	34.38	4.07	4.18	5.50	9.68	0.30	24.38	4.92	5.05	5.35	10.40
Jun97	0.27	20.63	5.24	5.37	5.00	10.37	0.27	20.92	5.10	5.23	5.00	10.23	0.35	35.88	3.90	4.01	5.50	9.51	0.30	26.19	4.58	4.70	5.05	9.75
Jul97	0.27	20.94	5.16	5.29	5.00	10.29	0.27	21.08	5.06	5.19	5.00	10.19	0.35	36.63	3.82	3.93	5.50	9.43	0.30	26.00	4.62	4.73	5.05	9.78
Aug97	0.27	18.94	5.70	5.85	5.00	10.85	0.27	21.37	4.99	5.12	5.00	10.12	0.35	36.31	3.86	3.97	6.00	9.97	0.30	25.00	4.80	4.92	5.05	9.97
Sep97	0.27	18.94	5.70	5.85	5.00	10.85	0.27	21.58	4.94	5.07	5.00	10.07	0.35	37.50	3.73	3.85	6.00	9.85	0.30	25.75	4.66	4.78	5.05	9.83
Oct97	0.27	18.13	5.96	6.11	5.00	11.11	0.27	21.58	4.94	5.07	5.00	10.07	0.35	38.56	3.63	3.74	6.00	9.74	0.31	24.63	4.95	5.08	5.05	10.13
Nov97	0.27	19.63	5.50	5.64	5.00	10.64	0.27	23.21	4.60	4.71	5.00	9.71	0.35	40.25	3.48	3.59	6.45	10.04	0.31	28.00	4.36	4.47	5.05	9.52
Dec97	0.27	20.44	5.28	5.42	5.00	10.42	0.27	26.71	4.09	4.21	5.75	9.96	0.35	42.19	3.32	3.41	5.50	8.91	0.31	31.00	3.94	4.03	5.00	9.03
Jan98	0.27	19.81	5.45	5.59	5.00	10.59	0.27	23.67	4.62	4.75	5.75	10.50	0.35	40.25	3.48	3.57	5.50	9.07	0.31	26.63	4.58	4.70	5.05	9.75
Feb98	0.27	20.31	5.32	5.44	4.50	9.94	0.27	24.33	4.49	4.63	6.00	10.63	0.35	41.13	3.40	3.50	5.50	9.00	0.31	28.19	4.33	4.44	5.05	9.49
Mar98	0.27	21.50	5.02	5.14	4.50	9.64	0.27	26.12	4.19	4.31	6.00	10.31	0.37	42.25	3.50	3.60	5.50	9.10	0.31	28.13	4.34	4.45	5.05	9.50
Apr98	0.27	20.81	5.19	5.31	4.50	9.81	0.27	25.17	4.34	4.47	6.00	10.47	0.37	40.94	3.62	3.71	5.50	9.21	0.31	27.00	4.52	4.63	5.05	9.68
May98	0.27	20.00	5.40	5.52	4.50	10.02	0.27	23.96	4.56	4.70	6.00	10.70	0.37	38.69	3.83	3.93	5.50	9.43	0.31	27.50	4.44	4.55	5.00	9.55
Jun98	0.27	19.81	5.45	5.59	5.00	10.59	0.27	23.79	4.60	4.73	6.00	10.73	0.37	40.13	3.69	3.80	6.00	9.80	0.31	27.97	4.36	4.47	5.00	9.47
Jul98	0.27	18.81	5.74	5.88	5.00	10.88	0.27	22.83	4.79	4.93	6.00	10.93	0.37	38.50	3.84	3.97	6.45	10.42	0.31	26.25	4.65	4.76	5.00	9.76
Aug98	0.27	18.31	5.90	6.04	5.00	11.04	0.27	22.46	4.87	5.01	6.00	11.01	0.37	38.81	3.81	3.93	6.00	9.93	0.31	24.38	5.01	5.13	5.00	10.13
Sep98	0.27	19.38	5.57	5.71	5.00	10.71	0.27	23.75	4.60	4.74	6.00	10.74	0.37	41.44	3.57	3.68	6.00	9.68	0.31	27.66	4.41	4.52	5.00	9.52
Oct98	0.27	20.94	5.16	5.29	5.00	10.29	0.27	25.63	4.27	4.39	6.00	10.39	0.37	42.38	3.49	3.60	6.00	9.60	0.31	27.88	4.38	4.49	5.00	9.49
Nov98	0.27	21.56	5.01	5.13	5.00	10.13	0.27	25.96	4.21	4.34	6.00	10.34	0.37	42.06	3.52	3.62	6.00	9.62	0.31	28.38	4.30	4.41	5.00	9.41
Dec98	0.27	23.06	4.68	4.80	5.00	9.80	0.28	26.33	4.25	4.38	6.00	10.38	0.37	42.25	3.50	3.60	5.50	9.10	0.31	25.88	4.71	4.83	5.00	9.83
Jan99	0.27	20.13	5.37	5.50	5.00	10.50	0.28	24.25	4.62	4.76	6.00	10.76	0.37	38.56	3.84	3.94	5.50	9.44	0.31	23.50	5.19	5.32	5.00	10.32
Feb99	0.27	19.06	5.67	5.81	5.00	10.81	0.28	23.29	4.81	4.95	6.00	10.95	0.37	38.19	3.88	3.99	6.00	9.99	0.31	24.47	4.99	5.11	5.00	10.11
Mar99	0.27	17.56	6.15	6.30	5.00	11.30	0.28	23.71	4.72	4.87	6.00	10.87	0.39	35.94	4.34	4.47	6.00	10.47	0.31	21.88	5.58	5.72	5.00	10.72
Apr99	0.27	18.19	5.94	6.09	5.00	11.09	0.28	24.58	4.56	4.69	6.00	10.69	0.39	36.38	4.29	4.42	6.00	10.42	0.31	22.56	5.41	5.54	5.00	10.54

	AGL RESOURCES INC						NEW JERSEY RESOURCES						NICOR INC						NORTHWEST NATURAL GAS CO					
	Last Paid Dividend	Price Close	DY	w/ .5 Grwth DY	I/B/E/S Growth	w/ .5 Grwth DCF	Last Paid Dividend	Price Close	DY	w/ .5 Grwth DY	I/B/E/S Growth	w/ .5 Grwth DCF	Last Paid Dividend	Price Close	DY	w/ .5 Grwth DY	I/B/E/S Growth	w/ .5 Grwth DCF	Last Paid Dividend	Price Close	DY	w/ .5 Grwth DY	I/B/E/S Growth	w/ .5 Grwth DCF
May99	0.27	18.88	5.72	5.86	5.00	10.86	0.28	25.17	4.45	4.58	6.00	10.58	0.39	37.63	4.15	4.27	6.00	10.27	0.31	24.00	5.08	5.21	5.00	10.21
Jun99	0.27	18.44	5.86	6.00	5.00	11.00	0.28	24.96	4.49	4.62	6.00	10.62	0.39	38.06	4.10	4.22	6.00	10.22	0.31	24.13	5.06	5.18	5.00	10.18
Jul-99	0.27	18.88	5.72	5.86	5.00	10.86	0.28	26.37	4.25	4.37	6.00	10.37	0.39	38.69	4.03	4.15	6.00	10.15	0.31	26.38	4.63	4.74	5.00	9.74
Aug-99	0.27	18.06	5.98	6.13	5.00	11.13	0.28	25.83	4.34	4.47	6.00	10.47	0.39	38.69	4.03	4.15	6.00	10.15	0.31	25.00	4.88	5.00	5.00	10.00
Sep-99	0.27	16.25	6.65	6.81	5.00	11.81	0.28	26.67	4.20	4.33	6.00	10.33	0.39	37.19	4.19	4.32	6.00	10.32	0.31	25.81	4.73	4.84	5.00	9.84
Oct-99	0.27	17.38	6.22	6.37	5.00	11.37	0.28	27.13	4.13	4.25	6.00	10.25	0.39	38.75	4.03	4.16	6.90	11.06	0.31	25.88	4.71	4.83	5.00	9.83
Nov-99	0.27	18.50	5.84	5.98	5.00	10.98	0.28	26.83	4.17	4.30	6.00	10.30	0.39	34.69	4.50	4.64	6.45	11.09	0.31	25.13	4.86	4.96	4.50	9.46
Dec-99	0.27	17.00	6.35	6.51	5.00	11.51	0.29	26.04	4.40	4.54	6.00	10.54	0.39	32.50	4.80	4.95	6.45	11.40	0.31	21.94	5.56	5.67	4.00	9.67
Jan-00	0.27	17.19	6.28	6.44	5.00	11.44	0.29	25.21	4.55	4.69	6.00	10.69	0.39	34.25	4.55	4.70	6.45	11.15	0.31	20.50	6.05	6.17	4.00	10.17
Feb-00	0.27	17.06	6.33	6.49	5.00	11.49	0.29	24.75	4.63	4.77	6.00	10.77	0.39	30.38	5.14	5.29	6.00	11.29	0.31	19.50	6.36	6.49	4.00	10.49
Mar-00	0.27	18.38	5.88	6.02	5.00	11.02	0.29	28.50	4.02	4.14	6.00	10.14	0.42	32.94	5.04	5.19	6.00	11.19	0.31	19.50	6.36	6.49	4.00	10.49
Apr-00	0.27	17.50	6.17	6.33	5.00	11.33	0.29	26.83	4.27	4.40	6.00	10.40	0.42	33.88	4.90	5.05	6.00	11.05	0.31	22.00	5.64	5.75	4.00	9.75
May-00	0.27	16.63	6.50	6.66	5.00	11.66	0.29	25.83	4.44	4.58	6.25	10.83	0.42	36.69	4.52	4.67	6.45	11.12	0.31	21.75	5.70	5.79	3.00	8.79
Jun-00	0.27	15.94	6.78	6.95	5.00	11.95	0.29	25.37	4.52	4.66	6.25	10.91	0.42	32.63	5.09	5.25	6.45	11.70	0.31	22.38	5.54	5.65	4.00	9.65
Jul-00	0.27	18.06	5.98	6.14	5.30	11.44	0.29	26.67	4.30	4.43	6.25	10.68	0.42	34.69	4.79	4.94	6.45	11.39	0.31	23.13	5.36	5.47	4.00	9.47
Aug-00	0.27	18.94	5.70	5.85	5.30	11.15	0.29	26.67	4.30	4.43	6.25	10.68	0.42	36.88	4.50	4.65	6.45	11.10	0.31	23.00	5.39	5.53	5.00	10.53
Sep-00	0.27	20.06	5.38	5.53	5.30	10.83	0.29	27.08	4.23	4.37	6.25	10.62	0.42	36.19	4.59	4.74	6.45	11.19	0.31	22.75	5.45	5.59	5.00	10.59
Oct-00	0.27	20.38	5.30	5.44	5.30	10.74	0.29	26.63	4.31	4.44	6.25	10.69	0.42	35.31	4.70	4.85	6.45	11.30	0.31	23.44	5.29	5.42	5.00	10.42
Nov-00	0.27	22.50	4.80	4.93	5.30	10.23	0.29	26.83	4.27	4.41	6.50	10.91	0.42	38.56	4.30	4.43	6.00	10.43	0.31	24.00	5.17	5.30	5.00	10.30
Dec-00	0.27	22.06	4.90	5.03	5.30	10.33	0.29	28.83	4.07	4.20	6.50	10.70	0.42	43.19	3.84	3.96	6.00	9.96	0.31	26.50	4.68	4.80	5.00	9.80
Jan-01	0.27	20.50	5.27	5.41	5.30	10.71	0.29	24.84	4.72	4.88	6.50	11.38	0.42	35.66	4.66	4.79	6.00	10.79	0.31	24.01	5.16	5.29	5.00	10.29
Feb-01	0.27	21.63	4.99	5.13	5.30	10.43	0.29	25.51	4.60	4.75	6.50	11.25	0.42	37.00	4.49	4.62	6.00	10.62	0.31	24.45	5.07	5.20	5.00	10.20
Mar-01	0.27	21.91	4.93	5.06	5.30	10.36	0.29	27.43	4.28	4.42	6.50	10.92	0.44	37.27	4.72	4.86	6.00	10.86	0.31	24.00	5.17	5.30	5.00	10.30
Apr-01	0.27	22.85	4.73	4.84	5.00	9.84	0.29	28.86	4.07	4.20	6.50	10.70	0.44	39.19	4.49	4.63	6.00	10.63	0.31	22.20	5.59	5.73	5.00	10.73
May-01	0.27	23.50	4.60	4.71	5.00	9.71	0.29	29.76	3.94	4.07	6.50	10.57	0.44	38.79	4.54	4.67	6.00	10.67	0.31	23.90	5.19	5.31	4.50	9.81
Jun-01	0.27	23.75	4.55	4.70	6.50	11.20	0.29	30.13	3.89	4.02	6.50	10.52	0.44	38.98	4.52	4.65	6.00	10.65	0.31	24.20	5.12	5.24	4.50	9.74
Jul-01	0.27	23.41	4.61	4.80	8.00	12.80	0.29	28.97	4.05	4.18	6.50	10.68	0.44	35.65	4.94	5.08	6.00	11.08	0.31	24.26	5.11	5.22	4.20	9.42
Aug-01	0.27	24.25	4.45	4.63	8.00	12.63	0.29	28.81	4.07	4.20	6.25	10.45	0.44	38.33	4.59	4.73	6.00	10.73	0.31	24.80	5.00	5.12	4.60	9.72
Sep-01	0.27	20.80	5.19	5.40	8.00	13.40	0.29	29.03	4.04	4.17	6.50	10.67	0.44	39.06	4.51	4.64	6.00	10.64	0.31	23.02	5.39	5.52	5.00	10.52
Oct-01	0.27	21.13	5.11	5.32	8.00	13.32	0.29	30.45	3.85	3.98	6.50	10.48	0.42	39.88	4.16	4.29	6.00	10.29	0.32	24.22	5.20	5.33	5.00	10.33
Nov-01	0.27	21.43	5.04	5.24	8.00	13.24	0.29	31.30	3.75	3.87	6.25	10.12	0.42	38.97	4.26	4.39	6.00	10.39	0.32	24.45	5.15	5.26	4.20	9.46
Dec-01	0.27	22.60	4.78	4.97	8.00	12.97	0.29	31.17	3.76	3.88	6.25	10.13	0.44	41.59	4.23	4.36	6.00	10.36	0.32	25.52	4.94	5.04	4.20	9.24
Jan-02	0.27	21.28	5.08	5.28	8.00	13.28	0.30	30.25	3.97	4.09	6.25	10.34	0.44	40.64	4.33	4.46	6.00	10.46	0.32	26.15	4.82	4.93	4.60	9.53
Feb-02	0.27	22.25	4.85	5.05	8.00	13.05	0.30	30.39	3.95	4.07	6.00	10.07	0.44	41.85	4.21	4.33	6.00	10.33	0.32	26.34	4.78	4.89	4.60	9.49
Mar-02	0.27	23.50	4.60	4.78	8.00	12.78	0.30	30.24	3.97	4.09	6.00	10.09	0.46	45.55	4.04	4.16	6.00	10.16	0.32	28.01	4.50	4.60	4.60	9.20
Apr-02	0.27	23.94	4.51	4.69	8.00	12.69	0.30	32.00	3.75	3.86	6.00	9.86	0.46	46.78	3.93	4.03	5.00	9.03	0.32	28.40	4.44	4.54	4.60	9.14
May-02	0.27	22.90	4.72	4.90	8.00	12.90	0.30	30.50	3.93	4.07	7.00	11.07	0.46	48.06	3.83	3.92	5.00	8.92	0.32	29.25	4.31	4.41	4.60	9.01
Jun-02	0.27	23.20	4.66	4.84	8.00	12.84	0.30	29.85	4.02	4.16	7.00	11.16	0.46	45.75	4.02	4.12	5.00	9.12	0.32	28.75	4.38	4.48	4.60	9.08
Jul-02	0.27	22.72	4.75	4.94	8.00	12.94	0.30	30.20	3.97	4.11	7.00	11.11	0.46	27.00	6.81	7.02	6.00	13.02	0.32	28.10	4.48	4.59	4.60	9.19
Aug-02	0.27	22.98	4.70	4.89	8.00	12.89	0.30	31.25	3.84	3.97	7.00	10.97	0.46	28.40	6.48	6.67	6.00	12.67	0.32	28.05	4.49	4.60	4.60	9.20
Sep-02	0.27	22.09	4.89	5.08	8.00	13.08	0.30	32.90	3.65	3.78	7.00	10.78	0.46	28.20	6.52	6.72	6.00	12.72	0.32	29.36	4.29	4.39	4.60	8.99
Oct-02	0.27	23.50	4.60	4.77	7.50	12.27	0.31	31.58	3.93	4.06	7.00	11.06	0.46	31.04	5.93	6.09	5.50	11.59	0.32	29.98	4.20	4.30	4.60	8.90
Nov-02	0.27	24.11	4.48	4.65	7.50	12.15	0.31	31.45	3.94	4.08	7.00	11.08	0.46	31.51	5.84	6.00	5.50	11.50	0.32	25.60	4.92	5.04	4.60	9.64
Dec-02	0.27	24.30	4.44	4.61	7.50	12.11	0.31	31.59	3.93	4.06	7.00	11.06	0.46	34.03	5.41	5.56	5.50	11.06	0.32	27.06	4.66	4.77	5.00	9.77
Jan-03	0.27	22.85	4.73	4.90	7.50	12.40	0.31	31.81	3.90	4.04	7.50	11.54	0.46	31.45	5.85	6.01	5.50	11.51	0.32	26.02	4.84	4.96	5.00	9.96
Feb-03	0.27	22.15	4.88	5.06	7.50	12.56	0.31	32.07	3.87	4.01	7.50	11.51	0.46	30.09	6.11	6.28	5.50	11.78	0.32	24.50	5.14	5.27	5.00	10.27
Mar-03	0.27	23.63	4.57	4.73	6.85	11.58	0.31	32.65	3.80	3.94	7.50	11.44	0.47	27.32	6.81	7.00	5.50	12.50	0.32	25.10	5.02	5.15	5.00	10.15
Apr-03	0.27	25.73	4.20	4.33	6.35	10.68	0.31	34.25	3.62	3.76	7.50	11.26	0.47	30.06	6.19	6.36	5.50	11.86	0.32	25.83	4.88	5.00	5.00	10.00
May-03	0.28	26.13	4.29	4.41	6.00	10.41	0.31	35.37	3.51	3.62	6.50	10.12	0.47	35.61	5.22	5.37	5.50	10.87	0.32	27.85	4.52	4.64	5.00	9.64
Jun-03	0.28	25.44	4.40	4.53	6.00	10.53	0.31	35.50	3.49	3.61	6.50	10.11	0.47	37.11	5.01	5.15	5.50	10.65	0.32	27.25	4.62	4.74	5.00	9.74
Jul-03	0.28	27.42	4.08	4.21	6.00	10.21	0.31	34.88	3.56	3.67	6.50	10.17	0.47	36.28	5.13	5.24	4.50	9.74	0.32	28.47	4.43	4.54	5.00	9.54
Aug-03	0.28	27.83	4.02	4.15	6.00	10.15	0.31	36.10	3.43	3.55	6.50	10.05	0.47	33.99	5.47	5.60	4.50	10.10	0.32	28.49	4.42	4.53	5.00	9.53
Sep-03	0.28	28.28	3.96	4.07	5.50	9.57	0.31	36.60	3.39	3.50	6.50	10.00	0.47	35.26	5.28	5.39	4.50	9.89	0.32	29.20	4.32	4.42	5.00	9.42
Oct-03	0.28	28.15	3.98	4.09	5.50	9.59	0.31	37.85	3.28	3.38	6.50	9.88	0.47	34.27	5.43	5.54	4.00	9.54	0.33	29.00	4.48	4.59	5.00	9.59
Nov-03	0.28	28.40	3.94	4.04	5.00	9.04	0.31	38.40	3.23	3.33	6.50	9.83	0.47	32.77	5.68	5.79	4.00	9.79	0.33	30.50	4.26	4.35	4.00	8.35
Dec-03	0.28	29.10	3.85	3.95	5.00	8.95	0.33	38.51	3.38	3.49	6.50	9.99	0.47	34.04	5.46	5.57	4.00	9.57	0.33	30.75	4.23	4.31	4.00	8.31
Jan-04	0.28	29.36	3.81	3.91	5.00	8.91	0.33	38.59	3.37	3.48	6.50	9.98	0.47	33.15	5.61	5.71	3.50	9.21	0.33	30.80	4.22	4.31	4.00	8.31
Feb-04	0.28	28.68	3.91	4.00	5.00	9.00	0.33	38.90	3.34	3.45	6.50	9.95	0.47	36.14	5.15	5.25	4.00	9.25	0.33	31.97	4.07	4.16	4.50	8.66
Mar-04	0.28	29.02	3.86	3.95	4.50	8.45	0.33	37.80	3.44	3.56	7.00	10.56	0.47	35.23	5.28	5.37	3.50	8.87	0.33	31.25	4.16	4.25	4.50	8.75
Apr-04	0.28	28.60	3.92	4.00	4.50	8.50	0.33	38.11	3.41	3.53	7.00	10.53	0.47	33.99	5.47	5.55	3.00	8.55	0.33	29.40	4.42	4.52	4.50	9.02
May-04	0.29	28.20	4.11	4.21	4.80	9.01	0.33	39.27	3.31	3.40	5.50	8.90	0.47	33.28	5.59	5.70	4.00	9.70	0.33	29.11	4.47	4.57	4.50	9.07
Jun-04	0.29	29.05	3.99	4.09	5.00	9.09	0.33	41.58	3.13	3.21	5.50	8.71	0.47	33.97	5.48	5.53	2.00	7.53	0.33	30.50	4.26	4.36	4.50	8.86
Jul-04	0.29	29.55	3.93	4.02	5.00	9.02	0.33	40.65	3.20	3.29	5.50	8.79	0.47	33.11	5.62	5.69	2.50	8.19	0.33	29.38	4.42	4.51	4.00	8.51
Aug-04	0.29	30.49	3.80	3.89	4.50	8.39	0.33	40.85	3.18	3.27	5.50	8.77	0.47	35.85	5.19	5.25	2.50	7.75	0.33	30.83	4.22	4.31	4.25	8.56
Sep-04	0.29	30.77	3.77	3.86	5.00	8.86	0.33	41.40	3.14	3.23	5.50	8.73	0.47	36.70	5.07	5.13	2.25	7.38	0.33	31.73	4.10	4.18	4.25	8.43
Oct-04	0.29	31.20	3.72	3.81	5.00	8.81	0.33	41.11	3.16	3.25	5.50	8.75	0.47	37.52	4.96	5.02	2.50	7.52	0.33	31.70	4.10	4.19	4.25	8.44
Nov-04	0.29	33.19	3.50	3.60	6.00	9.60	0.33	43.50	2.99	3.06	5.00	8.06	0.47	36.90	5.04	5.09	2.00	7.09	0.33	33.86	3.84	3.92	4.25	8.17
Dec-04	0.29	33.24	3.49	3.58	5	8.58	0.34	43.34	3.14	3.22	5	8.22	0.47	36.94	5.04	5.09	2	7.09	0.33	33.74	3.85	3.93	4.25	8.18

	PEOPLES ENERGY CORP						PIEDMONT NATURAL GAS CO						WASHINGTON GAS LIGHT CO					
	Last Paid Dividend	Price Close	DY	w/ .5 Grwth DY	I/B/E/S Growth	w/ .5 Grwth DCF	Last Paid Dividend	Price Close	DY	w/ .5 Grwth DY	I/B/E/S Growth	w/ .5 Grwth DCF	Last Paid Dividend	Price Close	DY	w/ .5 Grwth DY	I/B/E/S Growth	w/ .5 Grwth DCF
Jan93	0.44	30.00	5.87	5.98	4.00	9.98	0.12	9.78	4.70	4.90	8.50	13.40	0.27	18.75	5.70	5.84	5.00	10.84
Feb93	0.44	32.50	5.42	5.52	4.00	9.52	0.12	10.91	4.22	4.40	8.50	12.90	0.27	19.94	5.36	5.49	5.00	10.49
Mar93	0.45	31.38	5.67	5.80	4.50	10.30	0.12	10.97	4.47	4.65	8.00	12.65	0.27	22.19	4.81	4.93	5.00	9.93
Apr93	0.45	30.13	5.91	6.04	4.50	10.54	0.12	11.81	4.15	4.32	8.50	12.82	0.27	20.63	5.28	5.41	5.00	10.41
May93	0.45	31.75	5.61	5.73	4.50	10.23	0.12	11.00	4.45	4.63	8.00	12.63	0.27	20.38	5.34	5.46	4.50	9.96
Jun93	0.45	32.38	5.50	5.62	4.50	10.12	0.12	11.38	4.31	4.48	8.00	12.48	0.27	21.88	4.97	5.09	4.50	9.59
Jul93	0.45	34.25	5.20	5.33	5.25	10.58	0.12	12.19	4.02	4.18	8.00	12.18	0.27	22.00	4.95	5.07	5.00	10.07
Aug93	0.45	34.50	5.16	5.29	5.25	10.54	0.12	12.69	3.86	4.00	7.00	11.00	0.27	22.13	4.92	5.04	5.00	10.04
Sep93	0.45	31.88	5.58	5.73	5.25	10.98	0.12	12.69	3.86	4.00	7.00	11.00	0.27	22.69	4.80	4.92	5.00	9.92
Oct93	0.45	31.75	5.61	5.75	5.25	11.00	0.12	12.69	3.86	4.00	7.00	11.00	0.27	21.44	5.08	5.20	5.00	10.20
Nov93	0.45	29.13	6.11	6.24	4.25	10.49	0.12	10.63	4.61	4.77	7.00	11.77	0.27	20.44	5.32	5.44	4.50	9.94
Dec93	0.45	30.50	5.84	5.96	4.25	10.21	0.12	10.06	4.87	5.00	5.50	10.50	0.27	20.63	5.28	5.37	3.50	8.87
Jan94	0.45	30.88	5.77	5.89	4.25	10.14	0.12	10.88	4.51	4.63	5.50	10.13	0.27	20.75	5.24	5.34	3.50	8.84
Feb94	0.45	29.88	5.96	6.06	3.50	9.56	0.12	11.19	4.38	4.50	5.50	10.00	0.27	20.06	5.42	5.53	4.00	9.53
Mar94	0.45	27.38	6.58	6.72	4.25	10.97	0.13	10.50	4.95	5.09	5.50	10.59	0.27	19.75	5.51	5.62	4.00	9.62
Apr94	0.45	31.00	5.81	5.92	4.00	9.92	0.13	10.56	4.92	5.06	5.50	10.56	0.28	19.31	5.74	5.85	4.00	9.85
May94	0.45	27.88	6.46	6.62	5.00	11.62	0.13	10.00	5.20	5.36	6.00	11.36	0.28	19.00	5.83	5.95	4.00	9.95
Jun94	0.45	23.38	7.70	7.89	5.00	12.89	0.13	10.13	5.14	5.29	6.00	11.29	0.28	18.88	5.87	6.00	4.50	10.50
Jul94	0.45	25.63	7.02	7.16	4.00	11.16	0.13	10.69	4.87	5.01	5.85	10.86	0.28	19.00	5.83	5.96	4.50	10.46
Aug94	0.45	26.75	6.73	6.83	3.00	9.83	0.13	10.50	4.95	5.10	5.85	10.95	0.28	19.00	5.83	5.95	4.00	9.95
Sep94	0.45	26.25	6.86	6.96	3.00	9.96	0.13	10.75	4.84	4.98	6.00	10.98	0.28	17.94	6.18	6.30	4.00	10.30
Oct94	0.45	28.13	6.40	6.50	3.00	9.50	0.13	10.06	5.17	5.32	6.00	11.32	0.28	17.94	6.18	6.30	4.00	10.30
Nov94	0.45	24.50	7.35	7.46	3.00	10.46	0.13	9.81	5.30	5.46	6.00	11.46	0.28	16.69	6.64	6.77	4.00	10.77
Dec94	0.45	26.13	6.89	6.99	3.00	9.99	0.13	9.44	5.51	5.68	6.00	11.68	0.28	16.75	6.61	6.75	4.00	10.75
Jan95	0.45	26.38	6.82	6.93	3.00	9.93	0.13	9.44	5.51	5.68	6.00	11.68	0.28	17.25	6.42	6.55	4.00	10.55
Feb95	0.45	26.25	6.86	6.96	3.00	9.96	0.13	9.88	5.27	5.41	5.50	10.91	0.28	19.06	5.81	5.93	4.00	9.93
Mar95	0.45	25.00	7.20	7.31	3.00	10.31	0.14	10.19	5.40	5.55	5.50	11.05	0.28	20.19	5.49	5.60	4.00	9.60
Apr95	0.45	25.25	7.13	7.24	3.00	10.24	0.14	10.19	5.40	5.56	6.00	11.56	0.28	19.50	5.74	5.86	4.00	9.86
May95	0.45	26.75	6.73	6.83	3.00	9.83	0.14	10.19	5.40	5.56	6.00	11.56	0.28	19.38	5.78	5.90	4.00	9.90
Jun95	0.45	25.88	6.96	7.06	3.00	10.06	0.14	10.38	5.30	5.46	6.00	11.46	0.28	18.88	5.93	6.05	4.00	10.05
Jul95	0.45	26.25	6.86	6.96	3.00	9.96	0.14	9.94	5.53	5.70	6.00	11.70	0.28	18.25	6.14	6.23	3.00	9.23
Aug95	0.45	27.25	6.61	6.70	3.00	9.70	0.14	10.19	5.40	5.56	6.00	11.56	0.28	19.13	5.86	5.94	3.00	8.94
Sep95	0.45	27.50	6.55	6.64	3.00	9.64	0.14	10.00	5.50	5.67	6.00	11.67	0.28	19.88	5.64	5.72	3.00	8.72
Oct95	0.45	28.75	6.26	6.35	3.00	9.35	0.14	11.00	5.00	5.15	6.00	11.15	0.28	19.13	5.86	5.94	3.00	8.94
Nov95	0.45	30.50	5.90	5.99	3.00	8.99	0.14	11.75	4.68	4.84	7.00	11.84	0.28	20.88	5.37	5.45	3.00	8.45
Dec95	0.45	31.75	5.67	5.75	3.00	8.75	0.14	11.63	4.73	4.90	7.00	11.90	0.28	20.50	5.46	5.55	3.00	8.55
Jan96	0.45	32.63	5.52	5.60	3.00	8.60	0.14	11.69	4.71	4.87	7.00	11.87	0.28	21.88	5.12	5.21	3.50	8.71
Feb96	0.45	31.00	5.81	5.89	3.00	8.89	0.14	11.25	4.89	5.06	7.00	12.06	0.28	21.88	5.12	5.21	3.50	8.71
Mar96	0.46	32.38	5.68	5.77	3.00	8.77	0.15	11.13	5.21	5.40	7.00	12.40	0.28	21.88	5.12	5.21	3.50	8.71
Apr96	0.46	31.50	5.84	5.94	3.50	9.44	0.15	10.81	5.36	5.55	6.90	12.45	0.29	21.00	5.43	5.52	3.50	9.02
May96	0.46	32.00	5.75	5.87	4.00	9.87	0.15	10.81	5.36	5.55	6.90	12.45	0.29	20.75	5.49	5.60	4.00	9.60
Jun96	0.46	33.50	5.49	5.60	4.00	9.60	0.15	11.56	5.02	5.19	7.00	12.19	0.29	22.00	5.18	5.29	4.00	9.29
Jul96	0.46	31.13	5.91	6.03	4.00	10.03	0.15	11.81	4.91	5.08	7.00	12.08	0.29	20.75	5.49	5.60	4.00	9.60
Aug96	0.46	34.00	5.41	5.52	4.00	9.52	0.15	12.38	4.69	4.85	7.00	11.85	0.29	21.88	5.21	5.32	4.00	9.32
Sep96	0.46	34.00	5.41	5.52	4.00	9.52	0.15	12.06	4.81	4.98	7.00	11.98	0.29	22.00	5.18	5.29	4.00	9.29
Oct96	0.46	35.25	5.22	5.32	4.00	9.32	0.15	12.25	4.73	4.90	7.00	11.90	0.29	22.38	5.09	5.20	4.00	9.20
Nov96	0.46	36.25	5.08	5.18	4.00	9.18	0.15	12.56	4.62	4.78	7.00	11.78	0.29	23.88	4.77	4.87	4.00	8.87
Dec96	0.46	33.88	5.43	5.54	4.00	9.54	0.15	11.69	4.96	5.14	7.00	12.14	0.29	22.63	5.04	5.14	4.00	9.14
Jan97	0.46	33.25	5.53	5.64	4.00	9.64	0.15	12.06	4.81	4.98	7.00	11.98	0.29	22.13	5.15	5.26	4.00	9.26
Feb97	0.46	33.88	5.43	5.51	3.00	8.51	0.15	11.81	4.91	5.08	7.00	12.08	0.29	22.13	5.15	5.26	4.00	9.26
Mar97	0.47	33.13	5.68	5.76	3.00	8.76	0.15	11.50	5.30	5.46	6.00	11.46	0.29	22.50	5.07	5.17	4.00	9.17
Apr97	0.47	33.75	5.57	5.65	3.00	8.65	0.15	11.75	5.19	5.32	5.00	10.32	0.30	22.75	5.19	5.29	4.00	9.29
May97	0.47	35.50	5.30	5.39	3.50	8.89	0.15	12.19	5.01	5.13	5.00	10.13	0.30	24.63	4.79	4.89	4.00	8.89
Jun97	0.47	37.44	5.02	5.11	3.50	8.61	0.15	12.84	4.75	4.87	5.00	9.87	0.30	25.13	4.70	4.79	4.00	8.79
Jul97	0.47	38.38	4.90	4.98	3.50	8.48	0.15	12.50	4.88	5.00	5.00	10.00	0.30	25.81	4.57	4.66	4.00	8.66
Aug97	0.47	37.69	4.99	5.08	3.50	8.58	0.15	13.22	4.61	4.73	5.00	9.73	0.30	25.44	4.64	4.73	4.00	8.73
Sep97	0.47	37.69	4.99	5.08	3.50	8.58	0.15	14.56	4.19	4.29	5.00	9.29	0.30	25.63	4.60	4.70	4.00	8.70
Oct97	0.47	35.75	5.26	5.35	3.50	8.85	0.15	14.00	4.36	4.47	5.00	9.47	0.30	25.69	4.59	4.69	4.00	8.69
Nov97	0.47	36.63	5.13	5.24	4.00	9.24	0.15	16.34	3.73	3.83	5.00	8.83	0.30	26.81	4.40	4.49	4.00	8.49
Dec97	0.47	39.38	4.77	4.87	4.00	8.87	0.15	17.97	3.39	3.51	6.50	10.01	0.30	30.94	3.81	3.91	5.00	8.91
Jan98	0.47	37.75	4.98	5.08	4.00	9.08	0.15	15.16	4.02	4.16	6.50	10.66	0.30	26.50	4.45	4.56	5.00	9.56
Feb98	0.47	36.13	5.20	5.30	3.50	8.80	0.15	15.50	3.94	4.09	8.00	12.09	0.30	26.94	4.38	4.49	5.00	9.49
Mar98	0.48	36.38	5.28	5.37	3.50	8.87	0.16	17.38	3.74	3.89	8.00	11.89	0.30	27.38	4.31	4.42	5.00	9.42
Apr98	0.48	36.25	5.30	5.39	3.50	8.89	0.16	17.03	3.82	3.97	8.00	11.97	0.30	27.19	4.41	4.52	5.00	9.52
May98	0.48	36.88	5.21	5.30	3.50	8.80	0.16	15.84	4.10	4.27	8.00	12.27	0.30	26.06	4.60	4.72	5.00	9.72
Jun98	0.48	38.63	4.97	5.07	4.00	9.07	0.16	16.81	3.87	4.02	8.00	12.02	0.30	26.75	4.49	4.59	4.75	9.34
Jul98	0.48	35.00	5.49	5.60	4.00	9.60	0.16	14.56	4.46	4.64	8.00	12.64	0.30	23.75	5.05	5.18	5.00	10.18
Aug98	0.48	33.13	5.80	5.91	4.00	9.91	0.16	14.09	4.61	4.80	8.00	12.80	0.30	23.75	5.05	5.18	5.00	10.18
Sep98	0.48	36.00	5.33	5.44	4.00	9.44	0.16	16.94	3.84	3.99	8.00	11.99	0.30	27.69	4.33	4.44	5.00	9.44
Oct98	0.48	36.88	5.21	5.30	3.75	9.05	0.16	17.38	3.74	3.89	8.00	11.89	0.30	26.44	4.54	4.65	5.00	9.65
Nov98	0.48	37.69	5.09	5.19	3.75	8.94	0.16	17.50	3.71	3.84	6.50	10.34	0.30	25.50	4.71	4.82	5.00	9.82
Dec98	0.48	39.88	4.82	4.91	4.00	8.91	0.16	18.00	3.61	3.73	6.50	10.23	0.30	27.00	4.44	4.56	5.00	9.56
Jan99	0.48	34.31	5.60	5.71	4.00	9.71	0.16	15.44	4.21	4.35	6.50	10.85	0.30	24.00	5.00	5.13	5.00	10.13
Feb99	0.48	33.94	5.66	5.77	4.00	9.77	0.16	17.06	3.81	3.93	6.50	10.43	0.30	23.94	5.01	5.14	5.00	10.14
Mar99	0.49	32.31	6.07	6.19	4.00	10.19	0.17	17.50	3.94	4.06	6.00	10.06	0.30	22.63	5.30	5.44	5.00	10.44
Apr99	0.49	37.38	5.24	5.35	4.00	9.35	0.17	15.94	4.33	4.46	6.00	10.46	0.31	23.56	5.18	5.31	5.00	10.31

	PEOPLES ENERGY CORP						PIEDMONT NATURAL GAS CO						WASHINGTON GAS LIGHT CO					
	Last Paid Dividend	Price Close	DY	w/ .5 Grwth DY	I/B/E/S Growth	w/ .5 Grwth DCF	Last Paid Dividend	Price Close	DY	w/ .5 Grwth DY	I/B/E/S Growth	w/ .5 Grwth DCF	Last Paid Dividend	Price Close	DY	w/ .5 Grwth DY	I/B/E/S Growth	w/ .5 Grwth DCF
May99	0.49	38.50	5.09	5.19	4.00	9.19	0.17	16.91	4.08	4.20	6.00	10.20	0.31	24.44	4.99	5.12	5.00	10.12
Jun99	0.49	37.69	5.20	5.30	4.00	9.30	0.17	15.56	4.43	4.57	6.00	10.57	0.31	26.00	4.69	4.81	5.00	9.81
Jul-99	0.49	36.81	5.32	5.43	4.00	9.43	0.17	17.03	4.05	4.17	6.00	10.17	0.31	27.88	4.38	4.49	5.00	9.49
Aug-99	0.49	36.44	5.38	5.49	4.00	9.49	0.17	16.78	4.11	4.24	6.00	10.24	0.31	26.69	4.57	4.69	5.00	9.69
Sep-99	0.49	35.19	5.57	5.68	4.00	9.68	0.17	15.16	4.55	4.69	6.00	10.69	0.31	27.13	4.50	4.61	5.00	9.61
Oct-99	0.49	38.00	5.16	5.25	3.75	9.00	0.17	16.00	4.31	4.44	6.00	10.44	0.31	27.19	4.49	4.60	5.00	9.60
Nov-99	0.49	36.75	5.33	5.45	4.50	9.95	0.17	15.88	4.35	4.48	6.00	10.48	0.31	28.00	4.36	4.47	5.00	9.47
Dec-99	0.49	33.50	5.85	5.98	4.50	10.48	0.17	15.06	4.58	4.72	6.00	10.72	0.31	27.50	4.44	4.54	4.75	9.29
Jan-00	0.49	31.25	6.27	6.41	4.50	10.91	0.17	14.25	4.84	4.99	6.00	10.99	0.31	25.13	4.86	4.97	4.75	9.72
Feb-00	0.49	28.94	6.77	6.93	4.50	11.43	0.17	12.38	5.58	5.74	6.00	11.74	0.31	23.88	5.11	5.23	4.75	9.98
Mar-00	0.50	27.44	7.29	7.45	4.50	11.95	0.18	13.03	5.60	5.77	6.00	11.77	0.31	27.19	4.49	4.59	4.75	9.34
Apr-00	0.50	31.06	6.44	6.58	4.50	11.08	0.18	14.13	5.17	5.32	6.00	11.32	0.31	25.63	4.84	4.95	4.75	9.70
May-00	0.50	33.94	5.89	6.03	4.50	10.53	0.18	14.88	4.91	5.04	5.50	10.54	0.31	26.63	4.66	4.76	4.50	9.26
Jun-00	0.50	32.38	6.18	6.32	4.50	10.82	0.18	13.28	5.50	5.65	5.50	11.15	0.31	24.06	5.15	5.28	4.75	10.03
Jul-00	0.50	31.69	6.31	6.47	5.00	11.47	0.18	14.19	5.15	5.29	5.50	10.79	0.31	24.63	5.04	5.16	4.75	9.91
Aug-00	0.50	32.50	6.15	6.34	6.00	12.34	0.18	13.84	5.27	5.42	5.50	10.92	0.31	25.31	4.90	5.02	4.75	9.77
Sep-00	0.50	33.38	5.99	6.17	6.00	12.17	0.18	15.31	4.77	4.90	5.50	10.40	0.31	26.88	4.61	4.72	4.75	9.47
Oct-00	0.50	34.38	5.82	5.99	6.00	11.99	0.18	15.25	4.79	4.92	5.50	10.42	0.31	25.50	4.86	4.98	4.75	9.73
Nov-00	0.50	41.13	4.86	5.01	6.00	11.01	0.18	16.53	4.42	4.54	5.50	10.04	0.31	27.69	4.48	4.58	4.50	9.08
Dec-00	0.50	44.75	4.47	4.60	6.00	10.60	0.18	19.09	3.82	3.93	5.50	9.43	0.31	30.44	4.07	4.17	4.50	8.67
Jan-01	0.50	36.74	5.44	5.61	6.00	11.61	0.18	16.76	4.36	4.47	5.00	9.47	0.31	27.80	4.46	4.56	4.50	9.06
Feb-01	0.50	39.15	5.11	5.26	6.00	11.26	0.18	16.04	4.55	4.67	5.00	9.67	0.31	27.38	4.53	4.63	4.50	9.13
Mar-01	0.51	38.87	5.25	5.41	6.00	11.41	0.19	17.75	4.34	4.45	5.00	9.45	0.31	27.65	4.48	4.59	4.50	9.09
Apr-01	0.51	39.75	5.13	5.29	6.00	11.29	0.19	17.78	4.33	4.44	5.00	9.44	0.32	28.60	4.41	4.50	4.50	9.00
May-01	0.51	39.39	5.18	5.33	6.00	11.33	0.19	17.75	4.34	4.45	5.00	9.45	0.32	27.99	4.50	4.60	4.50	9.10
Jun-01	0.51	40.20	5.07	5.23	6.00	11.23	0.19	17.76	4.34	4.44	5.00	9.44	0.32	27.11	4.65	4.75	4.50	9.25
Jul-01	0.51	35.89	5.68	5.85	6.00	11.85	0.19	16.88	4.56	4.70	6.00	10.70	0.32	26.65	4.73	4.84	4.80	9.64
Aug-01	0.51	38.19	5.34	5.50	6.00	11.50	0.19	16.60	4.64	4.80	7.00	11.80	0.32	27.33	4.61	4.71	4.50	9.21
Sep-01	0.51	38.46	5.30	5.46	6.00	11.46	0.19	15.93	4.84	4.96	5.00	9.96	0.32	26.53	4.75	4.86	4.50	9.36
Oct-01	0.51	41.26	4.94	5.09	6.00	11.09	0.19	15.55	4.95	5.08	5.00	10.08	0.32	27.75	4.54	4.64	4.50	9.14
Nov-01	0.51	38.42	5.31	5.47	6.00	11.47	0.19	16.80	4.58	4.70	5.00	9.70	0.32	27.72	4.55	4.65	4.50	9.15
Dec-01	0.51	38.18	5.34	5.50	6.00	11.50	0.19	17.68	4.36	4.47	5.00	9.47	0.32	28.95	4.35	4.44	4.00	8.44
Jan-02	0.51	36.96	5.52	5.66	5.00	10.66	0.19	16.86	4.57	4.68	5.00	9.68	0.32	26.27	4.80	4.89	4.00	8.89
Feb-02	0.51	37.15	5.49	5.66	6.00	11.66	0.19	16.01	4.81	4.93	5.00	9.93	0.32	26.70	4.72	4.81	4.00	8.81
Mar-02	0.52	39.38	5.28	5.44	6.00	11.44	0.20	17.80	4.49	4.60	4.50	9.10	0.32	26.86	4.69	4.78	4.00	8.78
Apr-02	0.52	39.00	5.33	5.49	6.00	11.49	0.20	18.63	4.30	4.39	4.50	8.89	0.32	27.10	4.69	4.79	4.00	8.79
May-02	0.52	39.38	5.28	5.44	6.00	11.44	0.20	17.95	4.46	4.56	4.50	9.06	0.32	26.63	4.78	4.87	4.00	8.87
Jun-02	0.52	36.46	5.70	5.88	6.00	11.88	0.20	18.49	4.33	4.42	4.50	8.92	0.32	25.90	4.91	5.01	4.00	9.01
Jul-02	0.52	35.11	5.92	6.07	5.00	11.07	0.20	16.90	4.73	4.84	4.50	9.34	0.32	24.41	5.21	5.32	4.00	9.32
Aug-02	0.52	33.42	6.22	6.40	5.75	12.15	0.20	18.00	4.45	4.55	4.50	9.05	0.32	24.18	5.26	5.37	4.00	9.37
Sep-02	0.52	33.69	6.17	6.35	5.75	12.10	0.20	17.74	4.51	4.61	4.50	9.11	0.32	23.91	5.32	5.43	4.00	9.43
Oct-02	0.52	36.35	5.72	5.87	5.25	11.12	0.20	17.88	4.47	4.57	4.50	9.07	0.32	23.13	5.50	5.61	4.00	9.61
Nov-02	0.52	35.99	5.78	5.93	5.25	11.18	0.20	17.16	4.66	4.77	4.50	9.27	0.32	23.11	5.50	5.61	4.00	9.61
Dec-02	0.52	38.65	5.38	5.52	5.25	10.77	0.20	17.68	4.53	4.63	4.50	9.13	0.32	23.92	5.32	5.42	4.00	9.42
Jan-03	0.52	36.81	5.65	5.80	5.25	11.05	0.20	17.38	4.60	4.71	4.50	9.21	0.32	25.33	5.01	5.11	4.00	9.11
Feb-03	0.52	35.80	5.81	5.96	5.25	11.21	0.20	17.21	4.65	4.75	4.50	9.25	0.32	25.14	5.04	5.14	4.00	9.14
Mar-03	0.53	35.77	5.93	6.08	5.25	11.33	0.21	17.83	4.66	4.76	4.50	9.26	0.32	26.49	4.79	4.89	4.50	9.39
Apr-03	0.53	38.85	5.46	5.58	4.50	10.08	0.21	18.68	4.44	4.54	4.50	9.04	0.32	26.98	4.74	4.85	4.50	9.35
May-03	0.53	42.64	4.97	5.10	5.00	10.10	0.21	19.62	4.23	4.34	5.00	9.34	0.32	27.76	4.61	4.70	4.00	8.70
Jun-03	0.53	42.89	4.94	5.07	5.00	10.07	0.21	19.41	4.28	4.38	5.00	9.38	0.32	26.70	4.79	4.89	4.00	8.89
Jul-03	0.53	40.99	5.17	5.30	5.00	10.30	0.21	19.12	4.34	4.45	5.00	9.45	0.32	25.51	5.02	5.12	4.00	9.12
Aug-03	0.53	40.15	5.28	5.41	5.00	10.41	0.21	19.35	4.29	4.40	5.00	9.40	0.32	26.89	4.76	4.86	4.00	8.86
Sep-03	0.53	41.57	5.10	5.23	5.00	10.23	0.21	19.57	4.24	4.35	5.00	9.35	0.32	27.50	4.65	4.77	5.00	9.77
Oct-03	0.53	40.45	5.24	5.37	5.00	10.37	0.21	19.87	4.18	4.28	5.00	9.28	0.32	27.65	4.63	4.72	4.00	8.72
Nov-03	0.53	40.20	5.27	5.41	5.00	10.41	0.21	20.49	4.05	4.15	5.00	9.15	0.32	26.73	4.79	4.88	4.00	8.88
Dec-03	0.53	42.04	5.04	5.17	5.00	10.17	0.21	21.73	3.82	3.92	5.00	8.92	0.32	27.79	4.61	4.70	4.00	8.70
Jan-04	0.53	42.46	4.99	5.12	5.00	10.12	0.21	20.91	3.97	4.07	5.00	9.07	0.32	27.95	4.58	4.67	4.00	8.67
Feb-04	0.53	44.59	4.75	4.87	5.00	9.87	0.21	20.88	3.98	4.08	5.00	9.08	0.32	28.98	4.42	4.51	4.00	8.51
Mar-04	0.54	44.65	4.84	4.96	5.00	9.96	0.22	21.11	4.07	4.17	4.50	8.67	0.32	30.10	4.25	4.34	4.00	8.34
Apr-04	0.54	41.80	5.17	5.30	5.00	10.30	0.22	20.25	4.25	4.34	4.50	8.84	0.33	28.28	4.60	4.69	4.00	8.69
May-04	0.54	41.42	5.21	5.34	4.75	10.09	0.22	20.51	4.19	4.29	4.50	8.79	0.33	27.51	4.73	4.82	4.00	8.82
Jun-04	0.54	42.15	5.12	5.23	4.00	9.23	0.22	21.35	4.03	4.13	5.00	9.13	0.33	28.72	4.53	4.61	3.80	8.41
Jul-04	0.54	39.00	5.54	5.65	4.00	9.65	0.22	20.63	4.17	4.27	5.00	9.27	0.33	27.44	4.74	4.82	3.60	8.42
Aug-04	0.54	41.55	5.20	5.30	4.00	9.30	0.22	21.70	3.96	4.06	5.00	9.06	0.33	28.65	4.54	4.62	3.80	8.42
Sep-04	0.54	41.68	5.18	5.29	4.00	9.29	0.22	21.97	3.91	4.01	5.00	9.01	0.33	28.26	4.60	4.69	4.00	8.69
Oct-04	0.54	42.78	5.05	5.15	4.00	9.15	0.22	22.77	3.78	3.87	5.00	8.87	0.33	28.45	4.57	4.66	4.00	8.66
Nov-04	0.54	44.62	4.84	4.94	4.00	8.94	0.22	22.77	3.78	3.87	5.00	8.87	0.33	30.32	4.29	4.37	4.00	8.37
Dec-04	0.54	43.95	4.91	5.01	4	9.01	0.22	23.24	3.70	3.79	5	8.79	0.33	30.84	4.22	4.30	4	8.30

Averages for Sample

	Divd. Yld	Expected DY	I/B/E/S	DCF Estimate	DCF - Long Treasury	Long Treasury	Moody's - Long Treasury	Moody's A-rated
Jan93	5.45	5.62	6.14	11.8	4.5	7.23	1.04	8.27
Feb93	5.07	5.22	5.71	10.9	4.0	6.89	1.15	8.04
Mar93	5.06	5.21	5.71	10.9	4.1	6.83	1.07	7.9
Apr93	5.19	5.34	5.96	11.3	4.4	6.89	0.92	7.81
May93	5.15	5.30	5.64	10.9	4.0	6.97	0.89	7.86
Jun93	5.01	5.15	5.71	10.9	4.1	6.76	0.99	7.75
Jul93	4.89	5.04	6.11	11.1	4.5	6.63	0.91	7.54
Aug93	4.82	4.95	5.82	10.8	4.6	6.16	1.09	7.25
Sep93	4.82	4.96	5.82	10.8	4.7	6.09	0.95	7.04
Oct93	4.99	5.13	5.82	10.9	5.0	5.99	1.04	7.03
Nov93	5.30	5.44	5.14	10.6	4.3	6.31	0.99	7.3
Dec93	5.24	5.37	4.79	10.2	3.9	6.28	1.06	7.34
Jan94	5.12	5.24	4.82	10.1	3.8	6.24	1.09	7.33
Feb94	5.28	5.40	4.71	10.1	3.5	6.66	0.76	7.42
Mar94	5.64	5.77	4.86	10.6	3.3	7.31	0.54	7.85
Apr94	5.48	5.60	4.64	10.2	3.1	7.11	1.11	8.22
May94	5.74	5.89	5.29	11.2	3.8	7.43	0.90	8.33
Jun94	6.06	6.22	5.36	11.6	4.1	7.46	0.85	8.31
Jul94	5.92	6.07	5.12	11.2	3.8	7.40	1.07	8.47
Aug94	5.94	6.09	4.98	11.1	3.6	7.44	0.97	8.41
Sep94	6.08	6.23	4.96	11.2	3.4	7.81	0.83	8.64
Oct94	6.02	6.16	4.71	10.9	2.9	7.96	0.90	8.86
Nov94	6.38	6.53	4.64	11.2	3.1	8.04	0.94	8.98
Dec94	6.31	6.45	4.64	11.1	3.3	7.83	0.93	8.76
Jan95	6.16	6.30	4.50	10.8	2.9	7.86	0.87	8.73
Feb95	5.94	6.07	4.43	10.5	2.9	7.56	0.96	8.52
Mar95	5.95	6.08	4.46	10.5	3.1	7.40	0.97	8.37
Apr95	5.94	6.07	4.61	10.7	3.4	7.33	0.94	8.27
May95	5.91	6.05	4.61	10.7	3.8	6.81	1.10	7.91
Jun95	5.88	6.01	4.57	10.6	4.0	6.58	1.02	7.6
Jul95	5.93	6.06	4.32	10.4	3.5	6.88	0.82	7.7
Aug95	5.79	5.91	4.32	10.2	3.6	6.68	1.15	7.83
Sep95	5.62	5.74	4.36	10.1	3.5	6.57	1.05	7.62
Oct95	5.57	5.69	4.36	10.0	3.7	6.35	1.11	7.46
Nov95	5.34	5.46	4.64	10.1	3.9	6.19	1.24	7.43
Dec95	5.20	5.32	4.64	10.0	4.0	6.00	1.23	7.23
Jan96	5.18	5.30	4.71	10.0	4.0	6.06	1.16	7.22
Feb96	5.31	5.43	4.71	10.1	3.8	6.39	0.98	7.37
Mar96	5.40	5.53	4.71	10.2	3.6	6.65	1.08	7.73
Apr96	5.43	5.56	4.77	10.3	3.4	6.90	0.99	7.89
May96	5.47	5.61	4.91	10.5	3.6	6.93	1.05	7.98
Jun96	5.22	5.35	4.93	10.3	3.3	7.02	1.04	8.06
Jul96	5.37	5.50	4.93	10.4	3.5	6.97	1.05	8.02
Aug96	5.04	5.16	4.93	10.1	3.0	7.11	0.73	7.84
Sep96	5.09	5.22	5.00	10.2	3.3	6.93	1.08	8.01
Oct96	4.89	5.02	5.00	10.0	3.3	6.70	1.07	7.77
Nov96	4.75	4.87	5.00	9.9	3.5	6.35	1.14	7.49
Dec96	4.96	5.08	5.00	10.1	3.3	6.75	0.84	7.59
Jan97	4.93	5.05	5.00	10.0	3.2	6.89	0.88	7.77
Feb97	5.07	5.19	4.74	9.9	3.2	6.75	0.89	7.64
Mar97	5.25	5.37	4.67	10.0	2.9	7.10	0.77	7.87
Apr97	5.17	5.28	4.53	9.8	2.8	6.98	1.05	8.03
May97	4.98	5.10	4.76	9.9	2.9	6.99	0.90	7.89
Jun97	4.76	4.87	4.72	9.6	2.9	6.72	1.00	7.72
Jul97	4.72	4.83	4.72	9.5	3.2	6.38	1.10	7.48
Aug97	4.80	4.91	4.79	9.7	3.1	6.63	0.88	7.51
Sep97	4.69	4.80	4.79	9.6	3.2	6.35	1.12	7.47
Oct97	4.81	4.93	4.79	9.7	3.5	6.22	1.13	7.35
Nov97	4.46	4.57	4.93	9.5	3.4	6.06	1.19	7.25
Dec97	4.09	4.19	5.25	9.4	3.5	5.93	1.23	7.16
Jan98	4.51	4.63	5.26	9.9	4.0	5.89	1.15	7.04
Feb98	4.44	4.55	5.36	9.9	4.0	5.94	1.18	7.12
Mar98	4.34	4.45	5.36	9.8	3.9	5.95	1.21	7.16
Apr98	4.46	4.57	5.36	9.9	4.0	5.94	1.22	7.16
May98	4.59	4.71	5.36	10.1	4.2	5.83	1.33	7.16
Jun98	4.49	4.61	5.54	10.1	4.5	5.63	1.40	7.03
Jul98	4.86	4.99	5.64	10.6	4.9	5.73	1.30	7.03
Aug98	5.01	5.14	5.57	10.7	5.4	5.32	1.68	7
Sep98	4.52	4.65	5.57	10.2	5.2	5.00	1.93	6.93
Oct98	4.40	4.52	5.54	10.1	4.9	5.12	1.84	6.96
Nov98	4.36	4.48	5.32	9.8	4.8	5.05	1.98	7.03
Dec98	4.29	4.40	5.29	9.7	4.6	5.12	1.79	6.91
Jan99	4.83	4.96	5.29	10.2	5.1	5.12	1.85	6.97
Feb99	4.83	4.96	5.36	10.3	4.8	5.49	1.60	7.09
Mar99	5.16	5.29	5.29	10.6	4.9	5.63	1.63	7.26
Apr99	4.99	5.12	5.29	10.4	4.8	5.58	1.64	7.22

Averages for Sample

	Divd. Yld	Expected DY	I/B/E/S	DCF Estimate	DCF - Long Treasury	Long Treasury	Moody's - Long Treasury	Moody's A-rated
May99	4.80	4.92	5.29	10.2	4.4	5.80	1.67	7.47
Jun99	4.83	4.96	5.29	10.2	4.2	6.03	1.71	7.74
Jul-99	4.63	4.75	5.29	10.0	4.0	6.05	1.66	7.71
Aug-99	4.76	4.88	5.29	10.2	4.1	6.08	1.83	7.91
Sep-99	4.91	5.04	5.29	10.3	4.2	6.09	1.84	7.93
Oct-99	4.72	4.85	5.38	10.2	3.9	6.30	1.76	8.06
Nov-99	4.77	4.90	5.35	10.2	4.0	6.29	1.65	7.94
Dec-99	5.14	5.27	5.24	10.5	4.0	6.48	1.66	8.14
Jan-00	5.34	5.48	5.24	10.7	4.2	6.49	1.86	8.35
Feb-00	5.70	5.85	5.18	11.0	4.9	6.15	2.10	8.25
Mar-00	5.53	5.67	5.18	10.8	5.0	5.84	2.44	8.28
Apr-00	5.35	5.48	5.18	10.7	4.7	5.97	2.32	8.29
May-00	5.23	5.36	5.03	10.4	4.4	6.02	2.68	8.7
Jun-00	5.54	5.68	5.21	10.9	5.0	5.90	2.46	8.36
Jul-00	5.27	5.41	5.32	10.7	4.9	5.79	2.46	8.25
Aug-00	5.17	5.32	5.61	10.9	5.3	5.67	2.46	8.13
Sep-00	5.00	5.14	5.61	10.8	4.9	5.88	2.35	8.23
Oct-00	5.01	5.15	5.61	10.8	5.0	5.79	2.35	8.14
Nov-00	4.61	4.74	5.54	10.3	4.7	5.60	2.51	8.11
Dec-00	4.26	4.38	5.54	9.9	4.5	5.46	2.38	7.84
Jan-01	4.87	5.00	5.47	10.5	4.9	5.54	2.26	7.8
Feb-01	4.76	4.89	5.47	10.4	5.0	5.34	2.40	7.74
Mar-01	4.74	4.87	5.47	10.3	4.9	5.46	2.22	7.68
Apr-01	4.68	4.80	5.43	10.2	4.5	5.78	2.16	7.94
May-01	4.61	4.73	5.36	10.1	4.3	5.78	2.21	7.99
Jun-01	4.59	4.72	5.57	10.3	4.5	5.75	2.10	7.85
Jul-01	4.81	4.95	5.93	10.9	5.4	5.51	2.17	7.68
Aug-01	4.67	4.81	6.05	10.9	5.5	5.39	2.08	7.47
Sep-01	4.86	5.00	5.86	10.9	5.4	5.42	2.34	7.76
Oct-01	4.68	4.82	5.86	10.7	5.5	5.22	2.14	7.36
Nov-01	4.66	4.80	5.71	10.5	5.2	5.27	2.44	7.71
Dec-01	4.54	4.67	5.64	10.3	4.8	5.48	2.27	7.75
Jan-02	4.73	4.86	5.55	10.4	5.0	5.44	2.16	7.6
Feb-02	4.69	4.82	5.66	10.5	4.9	5.57	1.94	7.51
Mar-02	4.51	4.64	5.59	10.2	4.3	5.96	1.83	7.79
Apr-02	4.42	4.54	5.44	10.0	4.3	5.73	1.81	7.54
May-02	4.47	4.60	5.59	10.2	4.4	5.76	1.73	7.49
Jun-02	4.57	4.70	5.59	10.3	4.6	5.68	1.74	7.42
Jul-02	5.13	5.27	5.59	10.9	5.4	5.47	1.76	7.23
Aug-02	5.06	5.21	5.69	10.9	5.8	5.09	2.11	7.2
Sep-02	5.05	5.19	5.69	10.9	6.1	4.83	2.16	6.99
Oct-02	4.91	5.04	5.48	10.5	5.3	5.18	2.03	7.21
Nov-02	5.02	5.15	5.48	10.6	5.4	5.21	1.96	7.17
Dec-02	4.81	4.94	5.54	10.5	5.5	4.95	2.04	6.99
Jan-03	4.94	5.08	5.61	10.7	5.7	4.99	2.04	7.03
Feb-03	5.07	5.21	5.61	10.8	6.0	4.82	2.00	6.82
Mar-03	5.08	5.22	5.59	10.8	5.8	4.98	1.70	6.68
Apr-03	4.79	4.92	5.41	10.3	5.4	4.93	1.61	6.54
May-03	4.48	4.60	5.29	9.9	5.4	4.50	1.76	6.26
Jun-03	4.51	4.62	5.29	9.9	5.2	4.70	1.62	6.32
Jul-03	4.53	4.65	5.14	9.8	4.3	5.51	1.37	6.88
Aug-03	4.53	4.64	5.14	9.8	4.5	5.31	1.40	6.71
Sep-03	4.42	4.53	5.21	9.7	4.7	5.01	1.22	6.23
Oct-03	4.46	4.57	5.00	9.6	4.3	5.25	1.15	6.4
Nov-03	4.46	4.57	4.79	9.4	4.1	5.22	1.13	6.35
Dec-03	4.34	4.44	4.79	9.2	4.0	5.18	1.10	6.28
Jan-04	4.37	4.47	4.71	9.2	4.1	5.07	1.04	6.11
Feb-04	4.23	4.33	4.86	9.2	4.2	4.95	1.13	6.08
Mar-04	4.27	4.37	4.71	9.1	4.2	4.87	1.14	6.01
Apr-04	4.46	4.56	4.64	9.2	3.8	5.36	1.10	6.46
May-04	4.52	4.62	4.58	9.2	3.9	5.29	1.24	6.53
Jun-04	4.36	4.45	4.26	8.7	3.3	5.41	0.95	6.36
Jul-04	4.52	4.61	4.23	8.8	3.5	5.31	1.05	6.36
Aug-04	4.30	4.39	4.22	8.6	3.6	4.97	1.05	6.02
Sep-04	4.25	4.34	4.29	8.6	3.7	4.97	0.99	5.96
Oct-04	4.19	4.28	4.32	8.6	3.7	4.87	1.02	5.89
Nov-04	4.04	4.12	4.32	8.4	3.4	5.07	1.00	6.07
Dec-04	4.05	4.13	4.18	8.3	3.4	4.86	1.13	5.99

APPENDIX 76.2

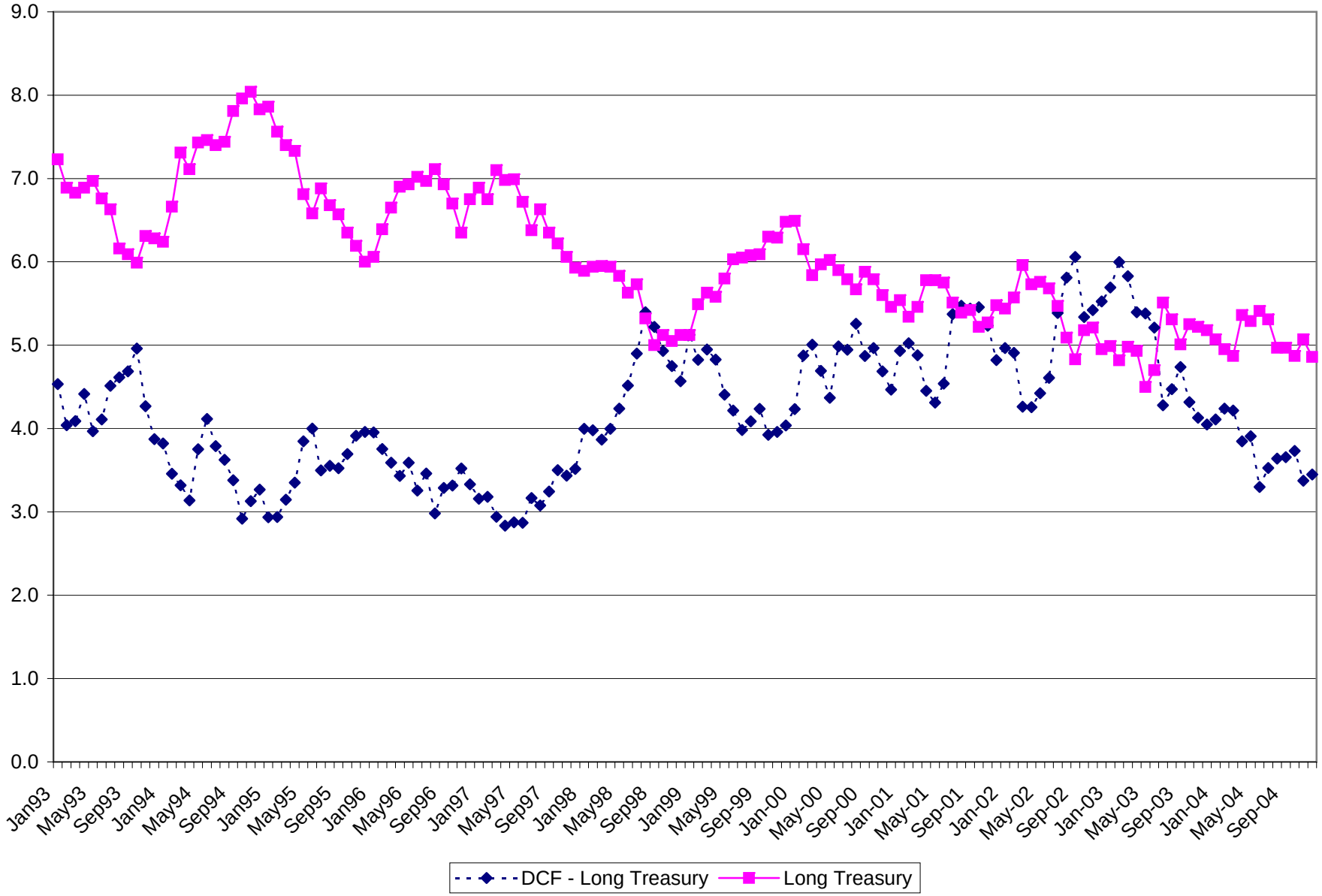
9.0
8.0
7.0
6.0
5.0
4.0
3.0
2.0
1.0
0.0
Jan93
May93
Sep93
Jan94
May94
Sep94
Jan95
May95
Sep95
Jan96
May96
Sep96
Jan97
May97
Sep97
Jan98
May98
Sep98
Jan99
May99
Sep-99
Jan-00
May-00
Sep-00
Jan-01
May-01
Sep-01
Jan-02
May-02
Sep-02
Jan-03
May-03
Sep-03
Jan-04
May-04
Sep-04
DCF - Long Treasury
Long Treasury

APPENDIX 76.3

SUMMARY OUTPUT

Regression Statistics	
Multiple R	0.691580183
R Square	0.47828315
Adjusted R Square	0.474609087
Standard Error	0.567659101
Observations	144

ANOVA

	df	*SS*	*MS*	*F*	*Significance F*
Regression	1	41.94824267	41.94824267	130.1782896	8.31445E-22
Residual	142	45.75763346	0.322236855		
Total	143	87.70587613			

	Coefficients	*Standard Error*	*t Stat*	*P-value*	*Lower 95%*	*Upper 95%*	*Lower 95.0%*	*Upper 95.0%*
Intercept	8.191567447	0.352876926	23.21366696	3.46536E-50	7.49399647	8.889138424	7.49399647	8.889138424
Long Treasury	-0.660446938	0.057885348	-11.40957009	8.31445E-22	-0.774875329	-0.546018547	-0.774875329	-0.546018547

RESIDUAL OUTPUT

Observation	*Predicted DCF - Long Treasury*	*Residuals*
1	3.416536087	1.115586749
2	3.641088046	0.398379243
3	3.680714862	0.408983098
4	3.641088046	0.773966689
5	3.588252291	0.379824289
6	3.726946148	0.381549231
7	3.81280425	0.700529648
8	4.123214311	0.491934638
9	4.169445596	0.517816988
10	4.23549029	0.724484234
11	4.02414727	0.245106424
12	4.043960678	-0.172022022
13	4.070378556	-0.250550121
14	3.792990842	-0.336344651
15	3.363700332	-0.045481822
16	3.49578972	-0.358961594
17	3.2844467	0.46618862
18	3.264633292	0.849213975
19	3.304260108	0.484113503
20	3.27784223	0.347824169
21	3.033476863	0.34668896
22	2.934409823	-0.016913118
23	2.881574068	0.247539236
24	3.020267925	0.246210792
25	3.000454516	-0.063867636
26	3.198588598	-0.260874594
27	3.304260108	-0.158661925
28	3.350491393	0.001586783
29	3.693923801	0.152915408
30	3.845826597	0.154926893
31	3.647692515	-0.151139959
32	3.779781903	-0.228498014
33	3.852431066	-0.328302112
34	3.997729392	-0.303424825
35	4.103400903	-0.191196344
36	4.228885821	-0.269214017
37	4.189259004	-0.236847784
38	3.971311515	-0.216745854
39	3.799595311	-0.209667562
40	3.634483577	-0.202394424
41	3.614670169	-0.023721301
42	3.555229944	-0.300289173
43	3.588252291	-0.127522479
44	3.49578972	-0.515102698
45	3.614670169	-0.326025902
46	3.766572964	-0.450795773
47	3.997729392	-0.477614018
48	3.733550617	-0.401727349
49	3.641088046	-0.483295576
50	3.733550617	-0.551671143
51	3.502394189	-0.561505477
52	3.581647822	-0.748087736
53	3.575043352	-0.700296073
54	3.753364026	-0.884710734
55	3.977915984	-0.810439915
56	3.81280425	-0.736991943
57	3.997729392	-0.754754138
58	4.083587494	-0.582938016
59	4.189259004	-0.754993057
60	4.275117106	-0.761331673
61	4.301534984	-0.304201969

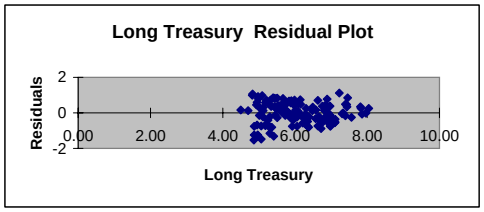

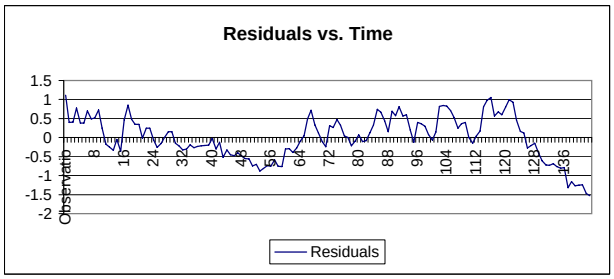

62	4.268512637	-0.290189167
63	4.261908168	-0.394319187
64	4.268512637	-0.271343296
65	4.3411618	-0.102076416
66	4.473251188	0.043072534
67	4.407206494	0.493447108
68	4.677989738	0.716925485
69	4.889332758	0.329100928
70	4.810079126	0.121720695
71	4.856310412	-0.106079114
72	4.810079126	-0.243197504
73	4.810079126	0.313100105
74	4.565713759	0.259235782
75	4.473251188	0.474125559
76	4.506273535	0.321507053
77	4.360975208	0.045212543
78	4.209072413	0.005480208
79	4.195863474	-0.213982338
80	4.176050066	-0.090761936
81	4.169445596	0.066919373
82	4.030751739	-0.106815038
83	4.037356209	-0.079297249
84	3.911871291	0.124803522
85	3.905266821	0.328840227
86	4.12981878	0.74674611
87	4.334557331	0.670128735
88	4.248699229	0.44336077
89	4.215676882	0.153404996
90	4.294930514	0.690905818
91	4.367579678	0.577107963
92	4.44683331	0.809310096
93	4.308139453	0.563045801
94	4.367579678	0.599163282
95	4.493064596	0.191913812
96	4.585527167	-0.119951109
97	4.532691412	0.399726931
98	4.6647808	0.35998423
99	4.585527167	0.293536101
100	4.374184147	0.07785203
101	4.374184147	-0.062071056
102	4.393997555	0.145788794
103	4.55250482	0.820307449
104	4.631758453	0.841465831
105	4.611945045	0.82671338
106	4.744034432	0.710997799
107	4.711012085	0.521960544
108	4.572318228	0.249127727
109	4.598736106	0.367219611
110	4.512878004	0.394378795
111	4.255303698	0.006135708
112	4.407206494	-0.151862227
113	4.387393086	0.035105836
114	4.440228841	0.167979552
115	4.578922698	0.806848858
116	4.829892534	0.979375869
117	5.001608738	1.055633087
118	4.77045231	0.567976432
119	4.750638901	0.671770316
120	4.922355105	0.602957228
121	4.895937228	0.797763282
122	5.008213207	0.991278062
123	4.902541697	0.924031556
124	4.935564044	0.458519733
125	5.219556227	0.162641356
126	5.08746684	0.122675335
127	4.55250482	-0.273046172
128	4.684594208	-0.211111667
129	4.882728289	-0.145645406
130	4.724221024	-0.405916735
131	4.744034432	-0.613284687
132	4.77045231	-0.722139797
133	4.843101473	-0.732942036
134	4.922355105	-0.684554
135	4.97519086	-0.760473519
136	4.651571861	-0.806107538
137	4.697803146	-0.790956235
138	4.618549514	-1.319676281
139	4.684594208	-1.157900497
140	4.909146167	-1.270873885
141	4.909146167	-1.251961454
142	4.97519086	-1.245109126
143	4.843101473	-1.469058845
144	4.98179533	-1.531871467

SUMMARY OUTPUT

Regression Statistics	
Multiple R	0.826098471
R Square	0.682438684
Adjusted R Square	0.677934268
Standard Error	0.444445574
Observations	144

ANOVA

	df	*SS*	*MS*	*F*	*Significance F*
Regression	2	59.85388271	29.92694136	151.5043705	7.56563E-36
Residual	141	27.85199342	0.197531868		
Total	143	87.70587613			

	Coefficients	*Standard Error*	*t Stat*	*P-value*	*Lower 95%*	*Upper 95%*	*Lower 95.0%*	*Upper 95.0%*
Intercept	5.277738233	0.412306839	12.80051102	2.2406E-25	4.462635873	6.092840593	4.462635873	6.092840593
Long Treasury	-0.371293875	0.054556023	-6.805735728	2.65617E-10	-0.479147393	-0.263440357	-0.479147393	-0.263440357
Moody's - Long Treasury	0.809184198	0.084990631	9.520863509	6.6893E-17	0.641163546	0.97720485	0.641163546	0.97720485

RESIDUAL OUTPUT

Observation	*Predicted DCF - Long Treasury*	*Residuals*
1	3.434835085	1.097287752
2	3.650085264	0.389382025
3	3.607628161	0.482069799
4	3.463972898	0.951081837
5	3.409993863	0.558082718
6	3.568883996	0.539611383
7	3.552417464	0.960916434
8	3.872578741	0.742570208
9	3.785283524	0.90197906
10	3.895239489	1.064735035
11	3.73596624	0.533287454
12	3.80374795	0.068190706
13	3.842875231	-0.023046796
14	3.419901018	0.036745173
15	3.000539476	0.317679034
16	3.536033244	-0.399205118
17	3.247290522	0.503344798
18	3.195692496	0.918154771
19	3.395990652	0.392382959
20	3.300220477	0.325445922
21	3.049555956	0.330609867
22	3.050504769	-0.133008063
23	3.053168626	0.075944677
24	3.123048498	0.143430218
25	3.06335863	-0.12677175
26	3.24757337	-0.309859367
27	3.315072232	-0.169474049
28	3.316787278	0.035290899
29	3.639329564	0.207509645
30	3.659992419	0.34076107
31	3.386767417	0.109785139
32	3.728056978	-0.176773089
33	3.687980884	-0.16385193
34	3.818216588	-0.12391202
35	3.982817554	-0.070612995
36	4.045271548	-0.085599744
37	3.966351022	-0.013939802
38	3.698170888	0.056394773
39	3.6825529	-0.092625151
40	3.516902854	-0.084813701
41	3.554315089	0.036633778
42	3.512806798	-0.257866027
43	3.539463334	-0.078733522
44	3.228543248	-0.247856227
45	3.578590615	-0.289946348
46	3.655896364	-0.340119173
47	3.842492114	-0.32237674
48	3.451219305	-0.119396037
49	3.431605531	-0.273813061
50	3.491678515	-0.30979904
51	3.264623555	-0.323734843
52	3.535750395	-0.70219031
53	3.410659827	-0.535912548
54	3.591827593	-0.723174302
55	3.79898593	-0.63150986
56	3.528141938	-0.452329631
57	3.82630843	-0.583333176
58	3.882668476	-0.382018997
59	3.990626548	-0.556360601
60	4.07126212	-0.557476686
61	4.021379139	-0.024046124
62	4.027089971	-0.0487665
63	4.047652558	-0.180063578
64	4.059457339	-0.062287998
65	4.189309927	0.049775457
66	4.320211596	0.196112126
67	4.202163788	0.698489814
68	4.661884272	0.733030951
69	4.982994362	0.235439324
70	4.865612519	0.066187303
71	5.004888878	-0.25465758

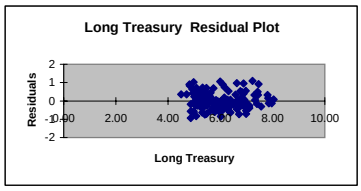

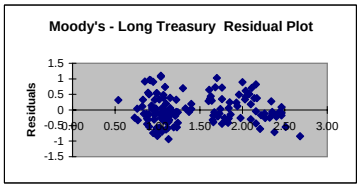

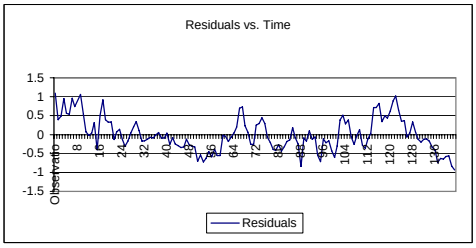

72	4.825153309	-0.258271687
73	4.873704361	0.24947487
74	4.534029578	0.290919963
75	4.506323961	0.441052786
76	4.532980497	0.29480009
77	4.47557137	-0.069383619
78	4.422541147	-0.207988526
79	4.37465606	-0.392774924
80	4.501078557	-0.415790427
81	4.50545746	-0.269092491
82	4.362751011	-0.43881431
83	4.277453688	-0.319394728
84	4.214999694	-0.178324881
85	4.373123594	-0.139016546
86	4.693567719	0.18299717
87	5.083791448	-0.079105382
88	4.93842114	-0.246361141
89	5.211162758	-0.84208088
90	5.077697499	-0.091861167
91	5.118539825	-0.173852184
92	5.16309509	0.093048315
93	4.996113115	-0.124927861
94	5.029529564	-0.062786605
95	5.229544872	-0.544566463
96	5.176332068	-0.71075601
97	5.049526455	-0.117108111
98	5.237071017	-0.212305987
99	5.046862597	-0.167799328
100	4.879497505	-0.427461328
101	4.919956715	-0.607843623
102	4.842085269	-0.30229892
103	4.987838693	0.384973576
104	4.95956738	0.513656904
105	5.158816455	0.279841969
106	5.071238391	0.38379384
107	5.295428956	-0.062456327
108	5.079895929	-0.258449974
109	5.005737422	-0.039781706
110	4.779448695	0.127808104
111	4.545633822	-0.284194416
112	4.614847729	-0.359503463
113	4.538974177	-0.116475256
114	4.576769529	0.031438864
115	4.670924927	0.714846629
116	5.095231068	0.714037335
117	5.232226686	0.825015139
118	4.997079884	0.341348858
119	4.929298174	0.493111043
120	5.090569317	0.434743016
121	5.075717562	0.617982948
122	5.106470153	0.893021116
123	4.804307874	1.022265379
124	4.750045989	0.644037788
125	5.031079985	0.351117598
126	4.843535423	0.366606752
127	4.340491335	-0.061032687
128	4.439025636	0.034456905
129	4.404760642	0.33232224
130	4.259007219	0.05929707
131	4.253962351	-0.123212606
132	4.24453858	-0.196226067
133	4.236829854	-0.126670417
134	4.354211697	-0.116410591
135	4.392007049	-0.177289708
136	4.177705682	-0.332241359
137	4.316982041	-0.41013513
138	4.037763359	-0.738890126
139	4.155811166	-0.629117456
140	4.282051084	-0.643778803
141	4.233500032	-0.576315319
142	4.294904945	-0.564823211
143	4.204462486	-0.830419858
144	4.387628146	-0.937704283

APPENDIX 76.4

SUMMARY OUTPUT

Regression Statistics	
Multiple R	0.760342575
R Square	0.578120831
Adjusted R Square	0.575149851
Standard Error	0.510462936
Observations	144

ANOVA

	df	*SS*	*MS*	*F*	*Significance F*
Regression	1	50.70459397	50.70459397	194.5892662	2.13896E-28
Residual	142	37.00128215	0.26057241		
Total	143	87.70587613			

	Coefficients	*Standard Error*	*t Stat*	*P-value*	*Lower 95%*	*Upper 95%*	*Lower 95.0%*	*Upper 95.0%*
Intercept	2.570316176	0.124447514	20.65381696	1.28437E-44	2.324306966	2.816325386	2.324306966	2.816325386
Moody's - Long Treasury	1.13118347	0.081091178	13.94952566	2.13896E-28	0.97088154	1.291485399	0.97088154	1.291485399

RESIDUAL OUTPUT

Observation	*Predicted DCF - Long Treasury*	*Residuals*
1	3.746746984	0.785375852
2	3.871177166	0.168290123
3	3.780682488	0.309015472
4	3.611004968	0.804049767
5	3.577069464	0.391007116
6	3.690187811	0.418307568
7	3.599693133	0.913640764
8	3.803306158	0.811842791
9	3.644940472	1.042322112
10	3.746746984	1.21322754
11	3.690187811	0.579065883
12	3.769370654	0.102568002
13	3.803306158	0.016522277
14	3.430015613	0.026630578
15	3.18115525	0.137063261
16	3.825929827	-0.689101701
17	3.588381299	0.162254021
18	3.531822125	0.582025142
19	3.780682488	0.007691122
20	3.667564141	-0.041897742
21	3.509198456	-0.129032633
22	3.588381299	-0.670884593
23	3.633628637	-0.504515334
24	3.622316803	-0.355838086
25	3.554445795	-0.617858914
26	3.656252307	-0.718538303
27	3.667564141	-0.521965958
28	3.633628637	-0.281550461
29	3.814617993	0.032221216
30	3.724123315	0.276630175
31	3.497886621	-0.001334065
32	3.871177166	-0.319893277
33	3.758058819	-0.233929865
34	3.825929827	-0.131625259
35	3.972983678	-0.06077912
36	3.961671844	-0.002000039
37	3.882489001	0.06992222
38	3.678875976	0.075689685
39	3.791994323	-0.202066574
40	3.690187811	-0.258098659
41	3.758058819	-0.167109952
42	3.746746984	-0.491806213
43	3.758058819	-0.297329007
44	3.396080109	-0.415393087
45	3.791994323	-0.503350056
46	3.780682488	-0.464905297
47	3.859865331	-0.339749957
48	3.52051029	-0.188687022
49	3.565757629	-0.407965159
50	3.577069464	-0.395189989
51	3.441327448	-0.500438735
52	3.758058819	-0.924498733
53	3.588381299	-0.71363402
54	3.701499646	-0.832846354
55	3.814617993	-0.647141923
56	3.565757629	-0.489945322
57	3.837241662	-0.594266408
58	3.848553497	-0.347904018
59	3.916424505	-0.482158558
60	3.961671844	-0.44788641
61	3.871177166	0.126155849
62	3.90511267	0.0732108
63	3.939048174	-0.071459194
64	3.950360009	0.046809332
65	4.074790191	0.164295194

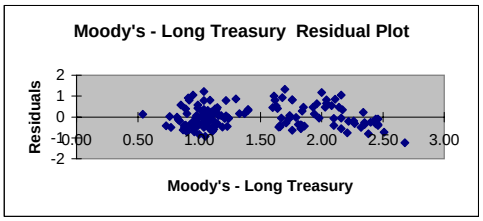

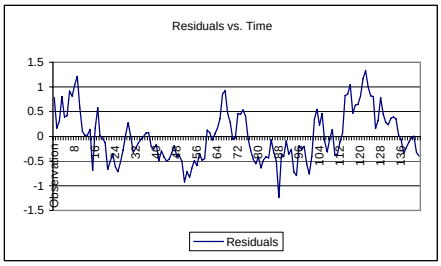

66	4.153973033	0.362350688
67	4.040854686	0.859798915
68	4.470704405	0.924210818
69	4.753500272	0.464933414
70	4.65169376	0.280106061
71	4.810059446	-0.059828148
72	4.595134587	-0.028252965
73	4.663005595	0.460173636
74	4.380209727	0.444739813
75	4.414145231	0.533231515
76	4.425457066	0.402323521
77	4.45939257	-0.053204819
78	4.504639909	-0.290087288
79	4.448080736	-0.4661996
80	4.640381925	-0.555093795
81	4.65169376	-0.415328791
82	4.561199082	-0.637262382
83	4.436768901	-0.478709941
84	4.448080736	-0.411405923
85	4.674317429	-0.440210381
86	4.945801462	-0.069236572
87	5.330403842	-0.325717776
88	5.194661825	-0.502601827
89	5.601887874	-1.232805997
90	5.353027511	-0.367191179
91	5.353027511	-0.40833987
92	5.353027511	-0.096884105
93	5.22859733	-0.357412075
94	5.22859733	-0.26185437
95	5.409586685	-0.724608277
96	5.262532834	-0.796956775
97	5.126790817	-0.194372474
98	5.285156503	-0.260391473
99	5.081543478	-0.20248021
100	5.01367247	-0.561636294
101	5.070231644	-0.758118552
102	4.945801462	-0.406015113
103	5.024984305	0.347827964
104	4.923177793	0.550046491
105	5.217285495	0.221372929
106	4.991048801	0.46398343
107	5.330403842	-0.097431212
108	5.138102652	-0.316656697
109	5.01367247	-0.047716754
110	4.764812107	0.142444692
111	4.640381925	-0.378942519
112	4.617758256	-0.362413989
113	4.527263578	-0.104764657
114	4.538575413	0.06963298
115	4.561199082	0.824572473
116	4.957113297	0.852155106
117	5.01367247	1.043569355
118	4.866618619	0.471810123
119	4.787435776	0.634973441
120	4.877930454	0.647381879
121	4.877930454	0.815770056
122	4.832683115	1.166808154
123	4.493328074	1.333245179
124	4.391521562	1.002562215
125	4.561199082	0.820998501
126	4.402833397	0.807308778
127	4.120037529	0.159421118
128	4.153973033	0.319509507
129	3.950360009	0.786722874
130	3.871177166	0.447127123
131	3.848553497	0.282196249
132	3.814617993	0.23369452
133	3.746746984	0.363412453
134	3.848553497	0.389247609
135	3.859865331	0.35485201
136	3.814617993	0.030846331
137	3.972983678	-0.066136767
138	3.644940472	-0.346067239
139	3.758058819	-0.231365109
140	3.758058819	-0.119786538
141	3.690187811	-0.033003098
142	3.724123315	0.005958419
143	3.701499646	-0.327457018
144	3.848553497	-0.398629634

APPENDIX 76.5

Foster Sample A-Rated Utilities
Source: RBC Capital Markets

Company	Coupon	Issue Maturity	5/31/2005
Data For:			
BC Gas Utility Inc.	6.95	09/21/29	5.63
Enbridge Inc.	7.22	07/24/30	5.69
	7.20	06/18/32	5.69
	6.05	02/12/29	5.39
	6.90	15/11/32	5.37
IPL Energy	6.10	07/14/28	5.69
Enbridge Consumers Gas Company Ltd.	6.65	11/03/27	5.37
	6.10	05/19/28	5.37
	7.60	10/29/26	5.37
EPCOR Utilities	6.80	06/28/29	5.79
Gaz Metropolitain Incorporated	7.20	11/19/27	5.26
	7.05	10/30/30	5.26
	6.30	31/10/33	5.26
Nova Scotia Power Incorporated	8.85	05/19/25	5.74
	8.30	24/7/31	5.74
	6.89	21/3/36	5.69
	6.95	25/8/33	5.74
TransCanada Pipelines	6.89	08/07/28	5.66
	6.28	05/26/28	5.66
	6.50	12/09/30	5.66
	8.23	16/1/31	5.66
Union Gas Limited	8.65	11/10/25	5.44
Westcoast Energy Incorporated	6.75	12/15/27	5.79
	7.30	12/18/26	5.78
	7.15	03/20/31	5.79
Average			5.58

A-Rated Utility	May-05	5.58
Long Canada	May-05	4.37
Spread		1.21

APPENDIX 84.4

Response to BCUC
IR No. 1, 84.4

Year	Terasen Inc Price to Book	10-year Canada Yields	30-year Canada Yields	A-Rated Canadian Utility Bonds
1999	1.95	5.55	5.72	6.92
2000	1.68	5.89	5.71	7.02
2001	1.73	5.49	5.77	7.25
2002	1.83	5.27	5.67	7.22
2003	1.71	4.78	5.31	6.78
2004	1.84	4.55	5.11	6.28
2005 through July	2.07	4.10	4.56	5.72

APPENDIX 84.5

Averages for Sample

Date	Divd. Yld	Expected DY	I/B/E/S	DCF Estimate	DCF - Long Treasury	Moody's A-rated	Long Treasury	1 / Treasury	Treasury 2	Moody's - Long Treasury
Jan93	5.45	5.62	6.14	11.8	4.5	8.27	7.23	0.138312586	52.2729	1.04
Feb93	5.07	5.22	5.71	10.9	4.0	8.04	6.89	0.145137881	47.4721	1.15
Mar93	5.06	5.21	5.71	10.9	4.1	7.9	6.83	0.146412884	46.6489	1.07
Apr93	5.19	5.34	5.96	11.3	4.4	7.81	6.89	0.145137881	47.4721	0.92
May93	5.15	5.30	5.64	10.9	4.0	7.86	6.97	0.143472023	48.5809	0.89
Jun93	5.01	5.15	5.71	10.9	4.1	7.75	6.76	0.147928994	45.6976	0.99
Jul93	4.89	5.04	6.11	11.1	4.5	7.54	6.63	0.150829563	43.9569	0.91
Aug93	4.82	4.95	5.82	10.8	4.6	7.25	6.16	0.162337662	37.9456	1.09
Sep93	4.82	4.96	5.82	10.8	4.7	7.04	6.09	0.164203612	37.0881	0.95
Oct93	4.99	5.13	5.82	10.9	5.0	7.03	5.99	0.166944908	35.8801	1.04
Nov93	5.30	5.44	5.14	10.6	4.3	7.3	6.31	0.158478605	39.8161	0.99
Dec93	5.24	5.37	4.79	10.2	3.9	7.34	6.28	0.159235669	39.4384	1.06
Jan94	5.12	5.24	4.82	10.1	3.8	7.33	6.24	0.16025641	38.9376	1.09
Feb94	5.28	5.40	4.71	10.1	3.5	7.42	6.66	0.15015015	44.3556	0.76
Mar94	5.64	5.77	4.86	10.6	3.3	7.85	7.31	0.136798906	53.4361	0.54
Apr94	5.48	5.60	4.64	10.2	3.1	8.22	7.11	0.140646976	50.5521	1.11
May94	5.74	5.89	5.29	11.2	3.8	8.33	7.43	0.134589502	55.2049	0.90
Jun94	6.06	6.22	5.36	11.6	4.1	8.31	7.46	0.134048257	55.6516	0.85
Jul94	5.92	6.07	5.12	11.2	3.8	8.47	7.40	0.135135135	54.7600	1.07
Aug94	5.94	6.09	4.98	11.1	3.6	8.41	7.44	0.134408602	55.3536	0.97
Sep94	6.08	6.23	4.96	11.2	3.4	8.64	7.81	0.128040973	60.9961	0.83
Oct94	6.02	6.16	4.71	10.9	2.9	8.86	7.96	0.125628141	63.3616	0.90
Nov94	6.38	6.53	4.64	11.2	3.1	8.98	8.04	0.124378109	64.6416	0.94
Dec94	6.31	6.45	4.64	11.1	3.3	8.76	7.83	0.127713921	61.3089	0.93
Jan95	6.16	6.30	4.50	10.8	2.9	8.73	7.86	0.127226463	61.7796	0.87
Feb95	5.94	6.07	4.43	10.5	2.9	8.52	7.56	0.132275132	57.1536	0.96
Mar95	5.95	6.08	4.46	10.5	3.1	8.37	7.40	0.135135135	54.7600	0.97
Apr95	5.94	6.07	4.61	10.7	3.4	8.27	7.33	0.136425648	53.7289	0.94
May95	5.91	6.05	4.61	10.7	3.8	7.91	6.81	0.146842878	46.3761	1.10
Jun95	5.88	6.01	4.57	10.6	4.0	7.6	6.58	0.151975684	43.2964	1.02
Jul95	5.93	6.06	4.32	10.4	3.5	7.7	6.88	0.145348837	47.3344	0.82
Aug95	5.79	5.91	4.32	10.2	3.6	7.83	6.68	0.149700599	44.6224	1.15
Sep95	5.62	5.74	4.36	10.1	3.5	7.62	6.57	0.152207002	43.1649	1.05
Oct95	5.57	5.69	4.36	10.0	3.7	7.46	6.35	0.157480315	40.3225	1.11
Nov95	5.34	5.46	4.64	10.1	3.9	7.43	6.19	0.161550889	38.3161	1.24
Dec95	5.20	5.32	4.64	10.0	4.0	7.23	6.00	0.166666667	36.0000	1.23
Jan96	5.18	5.30	4.71	10.0	4.0	7.22	6.06	0.165016502	36.7236	1.16
Feb96	5.31	5.43	4.71	10.1	3.8	7.37	6.39	0.156494523	40.8321	0.98
Mar96	5.40	5.53	4.71	10.2	3.6	7.73	6.65	0.15037594	44.2225	1.08
Apr96	5.43	5.56	4.77	10.3	3.4	7.89	6.90	0.144927536	47.6100	0.99
May96	5.47	5.61	4.91	10.5	3.6	7.98	6.93	0.144300144	48.0249	1.05
Jun96	5.22	5.35	4.93	10.3	3.3	8.06	7.02	0.142450142	49.2804	1.04

Averages for Sample

Date	Divd. Yld	Expected DY	I/B/E/S	DCF Estimate	DCF - Long Treasury	Moody's A-rated	Long Treasury	1 / Treasury	Treasury 2	Moody's - Long Treasury
Jul96	5.37	5.50	4.93	10.4	3.5	8.02	6.97	0.143472023	48.5809	1.05
Aug96	5.04	5.16	4.93	10.1	3.0	7.84	7.11	0.140646976	50.5521	0.73
Sep96	5.09	5.22	5.00	10.2	3.3	8.01	6.93	0.144300144	48.0249	1.08
Oct96	4.89	5.02	5.00	10.0	3.3	7.77	6.70	0.149253731	44.8900	1.07
Nov96	4.75	4.87	5.00	9.9	3.5	7.49	6.35	0.157480315	40.3225	1.14
Dec96	4.96	5.08	5.00	10.1	3.3	7.59	6.75	0.148148148	45.5625	0.84
Jan97	4.93	5.05	5.00	10.0	3.2	7.77	6.89	0.145137881	47.4721	0.88
Feb97	5.07	5.19	4.74	9.9	3.2	7.64	6.75	0.148148148	45.5625	0.89
Mar97	5.25	5.37	4.67	10.0	2.9	7.87	7.10	0.14084507	50.4100	0.77
Apr97	5.17	5.28	4.53	9.8	2.8	8.03	6.98	0.143266476	48.7204	1.05
May97	4.98	5.10	4.76	9.9	2.9	7.89	6.99	0.143061516	48.8601	0.90
Jun97	4.76	4.87	4.72	9.6	2.9	7.72	6.72	0.148809524	45.1584	1.00
Jul97	4.72	4.83	4.72	9.5	3.2	7.48	6.38	0.156739812	40.7044	1.10
Aug97	4.80	4.91	4.79	9.7	3.1	7.51	6.63	0.150829563	43.9569	0.88
Sep97	4.69	4.80	4.79	9.6	3.2	7.47	6.35	0.157480315	40.3225	1.12
Oct97	4.81	4.93	4.79	9.7	3.5	7.35	6.22	0.160771704	38.6884	1.13
Nov97	4.46	4.57	4.93	9.5	3.4	7.25	6.06	0.165016502	36.7236	1.19
Dec97	4.09	4.19	5.25	9.4	3.5	7.16	5.93	0.168634064	35.1649	1.23
Jan98	4.51	4.63	5.26	9.9	4.0	7.04	5.89	0.169779287	34.6921	1.15
Feb98	4.44	4.55	5.36	9.9	4.0	7.12	5.94	0.168350168	35.2836	1.18
Mar98	4.34	4.45	5.36	9.8	3.9	7.16	5.95	0.168067227	35.4025	1.21
Apr98	4.46	4.57	5.36	9.9	4.0	7.16	5.94	0.168350168	35.2836	1.22
May98	4.59	4.71	5.36	10.1	4.2	7.16	5.83	0.171526587	33.9889	1.33
Jun98	4.49	4.61	5.54	10.1	4.5	7.03	5.63	0.177619893	31.6969	1.40
Jul98	4.86	4.99	5.64	10.6	4.9	7.03	5.73	0.17452007	32.8329	1.30
Aug98	5.01	5.14	5.57	10.7	5.4	7	5.32	0.187969925	28.3024	1.68
Sep98	4.52	4.65	5.57	10.2	5.2	6.93	5.00	0.2	25.0000	1.93
Oct98	4.40	4.52	5.54	10.1	4.9	6.96	5.12	0.1953125	26.2144	1.84
Nov98	4.36	4.48	5.32	9.8	4.8	7.03	5.05	0.198019802	25.5025	1.98
Dec98	4.29	4.40	5.29	9.7	4.6	6.91	5.12	0.1953125	26.2144	1.79
Jan99	4.83	4.96	5.29	10.2	5.1	6.97	5.12	0.1953125	26.2144	1.85
Feb99	4.83	4.96	5.36	10.3	4.8	7.09	5.49	0.182149362	30.1401	1.60
Mar99	5.16	5.29	5.29	10.6	4.9	7.26	5.63	0.177619893	31.6969	1.63
Apr99	4.99	5.12	5.29	10.4	4.8	7.22	5.58	0.17921147	31.1364	1.64
May99	4.80	4.92	5.29	10.2	4.4	7.47	5.80	0.172413793	33.6400	1.67
Jun99	4.83	4.96	5.29	10.2	4.2	7.74	6.03	0.165837479	36.3609	1.71
Jul-99	4.63	4.75	5.29	10.0	4.0	7.71	6.05	0.165289256	36.6025	1.66
Aug-99	4.76	4.88	5.29	10.2	4.1	7.91	6.08	0.164473684	36.9664	1.83
Sep-99	4.91	5.04	5.29	10.3	4.2	7.93	6.09	0.164203612	37.0881	1.84
Oct-99	4.72	4.85	5.38	10.2	3.9	8.06	6.30	0.158730159	39.6900	1.76
Nov-99	4.77	4.90	5.35	10.2	4.0	7.94	6.29	0.158982512	39.5641	1.65
Dec-99	5.14	5.27	5.24	10.5	4.0	8.14	6.48	0.154320988	41.9904	1.66

Averages for Sample

Date	Divd. Yld	Expected DY	I/B/E/S	DCF Estimate	DCF - Long Treasury	Moody's A-rated	Long Treasury	1 / Treasury	Treasury 2	Moody's - Long Treasury
Jan-00	5.34	5.48	5.24	10.7	4.2	8.35	6.49	0.154083205	42.1201	1.86
Feb-00	5.70	5.85	5.18	11.0	4.9	8.25	6.15	0.162601626	37.8225	2.10
Mar-00	5.53	5.67	5.18	10.8	5.0	8.28	5.84	0.171232877	34.1056	2.44
Apr-00	5.35	5.48	5.18	10.7	4.7	8.29	5.97	0.167504188	35.6409	2.32
May-00	5.23	5.36	5.03	10.4	4.4	8.7	6.02	0.166112957	36.2404	2.68
Jun-00	5.54	5.68	5.21	10.9	5.0	8.36	5.90	0.169491525	34.8100	2.46
Jul-00	5.27	5.41	5.32	10.7	4.9	8.25	5.79	0.172711572	33.5241	2.46
Aug-00	5.17	5.32	5.61	10.9	5.3	8.13	5.67	0.176366843	32.1489	2.46
Sep-00	5.00	5.14	5.61	10.8	4.9	8.23	5.88	0.170068027	34.5744	2.35
Oct-00	5.01	5.15	5.61	10.8	5.0	8.14	5.79	0.172711572	33.5241	2.35
Nov-00	4.61	4.74	5.54	10.3	4.7	8.11	5.60	0.178571429	31.3600	2.51
Dec-00	4.26	4.38	5.54	9.9	4.5	7.84	5.46	0.183150183	29.8116	2.38
Jan-01	4.87	5.00	5.47	10.5	4.9	7.8	5.54	0.180505415	30.6916	2.26
Feb-01	4.76	4.89	5.47	10.4	5.0	7.74	5.34	0.187265918	28.5156	2.40
Mar-01	4.74	4.87	5.47	10.3	4.9	7.68	5.46	0.183150183	29.8116	2.22
Apr-01	4.68	4.80	5.43	10.2	4.5	7.94	5.78	0.173010381	33.4084	2.16
May-01	4.61	4.73	5.36	10.1	4.3	7.99	5.78	0.173010381	33.4084	2.21
Jun-01	4.59	4.72	5.57	10.3	4.5	7.85	5.75	0.173913043	33.0625	2.10
Jul-01	4.81	4.95	5.93	10.9	5.4	7.68	5.51	0.181488203	30.3601	2.17
Aug-01	4.67	4.81	6.05	10.9	5.5	7.47	5.39	0.185528757	29.0521	2.08
Sep-01	4.86	5.00	5.86	10.9	5.4	7.76	5.42	0.184501845	29.3764	2.34
Oct-01	4.68	4.82	5.86	10.7	5.5	7.36	5.22	0.191570881	27.2484	2.14
Nov-01	4.66	4.80	5.71	10.5	5.2	7.71	5.27	0.189753321	27.7729	2.44
Dec-01	4.54	4.67	5.64	10.3	4.8	7.75	5.48	0.182481752	30.0304	2.27
Jan-02	4.73	4.86	5.55	10.4	5.0	7.6	5.44	0.183823529	29.5936	2.16
Feb-02	4.69	4.82	5.66	10.5	4.9	7.51	5.57	0.179533214	31.0249	1.94
Mar-02	4.51	4.64	5.59	10.2	4.3	7.79	5.96	0.167785235	35.5216	1.83
Apr-02	4.42	4.54	5.44	10.0	4.3	7.54	5.73	0.17452007	32.8329	1.81
May-02	4.47	4.60	5.59	10.2	4.4	7.49	5.76	0.173611111	33.1776	1.73
Jun-02	4.57	4.70	5.59	10.3	4.6	7.42	5.68	0.176056338	32.2624	1.74
Jul-02	5.13	5.27	5.59	10.9	5.4	7.23	5.47	0.182815356	29.9209	1.76
Aug-02	5.06	5.21	5.69	10.9	5.8	7.2	5.09	0.196463654	25.9081	2.11
Sep-02	5.05	5.19	5.69	10.9	6.1	6.99	4.83	0.207039337	23.3289	2.16
Oct-02	4.91	5.04	5.48	10.5	5.3	7.21	5.18	0.193050193	26.8324	2.03
Nov-02	5.02	5.15	5.48	10.6	5.4	7.17	5.21	0.19193858	27.1441	1.96
Dec-02	4.81	4.94	5.54	10.5	5.5	6.99	4.95	0.202020202	24.5025	2.04
Jan-03	4.94	5.08	5.61	10.7	5.7	7.03	4.99	0.200400802	24.9001	2.04
Feb-03	5.07	5.21	5.61	10.8	6.0	6.82	4.82	0.20746888	23.2324	2.00
Mar-03	5.08	5.22	5.59	10.8	5.8	6.68	4.98	0.200803213	24.8004	1.70
Apr-03	4.79	4.92	5.41	10.3	5.4	6.54	4.93	0.202839757	24.3049	1.61
May-03	4.48	4.60	5.29	9.9	5.4	6.26	4.50	0.222222222	20.2500	1.76
Jun-03	4.51	4.62	5.29	9.9	5.2	6.32	4.70	0.212765957	22.0900	1.62

Averages for Sample

Date	Divd. Yld	Expected DY	I/B/E/S	DCF Estimate	DCF - Long Treasury	Moody's A-rated	Long Treasury	1 / Treasury	Treasury 2	Moody's - Long Treasury
Jul-03	4.53	4.65	5.14	9.8	4.3	6.88	5.51	0.181488203	30.3601	1.37
Aug-03	4.53	4.64	5.14	9.8	4.5	6.71	5.31	0.188323917	28.1961	1.40
Sep-03	4.42	4.53	5.21	9.7	4.7	6.23	5.01	0.199600798	25.1001	1.22
Oct-03	4.46	4.57	5.00	9.6	4.3	6.4	5.25	0.19047619	27.5625	1.15
Nov-03	4.46	4.57	4.79	9.4	4.1	6.35	5.22	0.191570881	27.2484	1.13
Dec-03	4.34	4.44	4.79	9.2	4.0	6.28	5.18	0.193050193	26.8324	1.10
Jan-04	4.37	4.47	4.71	9.2	4.1	6.11	5.07	0.197238659	25.7049	1.04
Feb-04	4.23	4.33	4.86	9.2	4.2	6.08	4.95	0.202020202	24.5025	1.13
Mar-04	4.27	4.37	4.71	9.1	4.2	6.01	4.87	0.205338809	23.7169	1.14
Apr-04	4.46	4.56	4.64	9.2	3.8	6.46	5.36	0.186567164	28.7296	1.10
May-04	4.52	4.62	4.58	9.2	3.9	6.53	5.29	0.189035917	27.9841	1.24
Jun-04	4.36	4.45	4.26	8.7	3.3	6.36	5.41	0.184842884	29.2681	0.95
Jul-04	4.52	4.61	4.23	8.8	3.5	6.36	5.31	0.188323917	28.1961	1.05
Aug-04	4.30	4.39	4.22	8.6	3.6	6.02	4.97	0.201207243	24.7009	1.05
Sep-04	4.25	4.34	4.29	8.6	3.7	5.96	4.97	0.201207243	24.7009	0.99
Oct-04	4.19	4.28	4.32	8.6	3.7	5.89	4.87	0.205338809	23.7169	1.02
Nov-04	4.04	4.12	4.32	8.4	3.4	6.07	5.07	0.197238659	25.7049	1.00
Dec-04	4.05	4.13	4.18	8.3	3.4	5.99	4.86	0.205761317	23.6196	1.13

DCF-Long Treasury Vs. 1/Treasury

Regression Statistics	
Multiple R	0.685161318
R Square	0.469446032
Adjusted R Square	0.465709736
Standard Error	0.572446569
Observations	144

ANOVA

	df	*SS*	*MS*	*F*	*Significance F*
Regression	1	41.17317549	41.17317549	125.6447797	2.76498E-21
Residual	142	46.53270064	0.327695075		
Total	143	87.70587613			

	Coefficients	*Standard Error*	*t Stat*	*P-value*	*Lower 95%*	*Upper 95%*	*Lower 95.0%*	*Upper 95.0%*
Intercept	0.159688638	0.363744368	0.439013361	0.661319136	-0.559364675	0.87874195	-0.559364675	0.87874195
1 / Treasury	23.98581357	2.139844571	11.20913822	2.76498E-21	19.75574856	28.21587859	19.75574856	28.21587859

DCF-Long Treasury Vs. 1/Treasury and Moody's-Long Treasury

Regression Statistics	
Multiple R	0.831502228
R Square	0.691395956
Adjusted R Square	0.687018594
Standard Error	0.438132627
Observations	144

ANOVA

	df	*SS*	*MS*	*F*	*Significance F*
Regression	2	60.63948807	30.31974403	157.9480756	1.0065E-36
Residual	141	27.06638806	0.191960199		
Total	143	87.70587613			

	Coefficients	*Standard Error*	*t Stat*	*P-value*	*Lower 95%*	*Upper 95%*	*Lower 95.0%*	*Upper 95.0%*
Intercept	0.683318631	0.283212899	2.412738378	0.017118127	0.123425916	1.243211345	0.123425916	1.243211345
1 / Treasury	13.83505148	1.923112781	7.194092626	3.398E-11	10.03318779	17.63691516	10.03318779	17.63691516
Moody's - Long Treasury	0.82300624	0.081727248	10.07015721	2.63664E-18	0.661437006	0.984575473	0.661437006	0.984575473

DCF-Long Treasury Vs. Treasury and Treasury Squared

Regression Statistics	
Multiple R	0.691872675
R Square	0.478687799
Adjusted R Square	0.4712933
Standard Error	0.569447557
Observations	144

ANOVA

	df	*SS*	*MS*	*F*	*Significance F*
Regression	2	41.98373281	20.9918664	64.73566083	1.13606E-20
Residual	141	45.72214332	0.32427052		
Total	143	87.70587613			

	Coefficients	*Standard Error*	*t Stat*	*P-value*	*Lower 95%*	*Upper 95%*	*Lower 95.0%*	*Upper 95.0%*
Intercept	9.013583852	2.509825692	3.591318664	0.000453446	4.05182849	13.97533921	4.05182849	13.97533921
Long Treasury	-0.93037973	0.817998647	-1.13738542	0.257306324	-2.547507644	0.686748175	-2.547507644	0.686748175
Treasury 2	0.021760366	0.065775795	0.330826348	0.741266767	-0.108273925	0.151794657	-0.108273925	0.151794657

DCF-Long Treasury Vs. Treasury and Treasury Squared and Moody's-Long Treasury

Regression Statistics	
Multiple R	0.832639378
R Square	0.693288334
Adjusted R Square	0.686715941
Standard Error	0.438344413
Observations	144

ANOVA

	df	*SS*	*MS*	*F*	*Significance F*
Regression	3	60.80546072	20.26848691	105.48492	9.33779E-36
Residual	140	26.9004154	0.192145824		
Total	143	87.70587613			

	Coefficients	*Standard Error*	*t Stat*	*P-value*	*Lower 95%*	*Upper 95%*	*Lower 95.0%*	*Upper 95.0%*
Intercept	9.482184039	1.932571968	4.906510183	2.5397E-06	5.661382899	13.30298518	5.661382899	13.30298518
Long Treasury	-1.78045925	0.63550288	-2.8016541	0.005804492	-3.036883421	-0.52403508	-3.036883421	-0.524035082
Treasury 2	0.114593948	0.051493802	2.225393034	0.027654245	0.012787868	0.216400027	0.012787868	0.216400027
Moody's - Long Treasury	0.843741327	0.08525013	9.897243838	7.7774E-18	0.675197128	1.012285526	0.675197128	1.012285526

APPENDIX 86.3.1

TSE 300 SUB-INDEX COMPOUND RETURNS AND BETAS

STANDARD ERRORS

	Compound Returns						Betas						Standard Errors					
	56-97	56-03	64-73	74-83	84-93	94-03	56-97	56-03	64-73	74-83	84-93	94-03	56-97	56-03	64-73	74-83	84-93	94-03
Metals/Minerals	0.08	0.08	0.07	0.11	0.07	0.07	1.23	1.15	1.14	1.22	1.37	0.87	3.55	4.26	2.95	4.02	4.39	6.20
Gold	0.10	0.10	0.16	0.16	0.11	-0.03	0.96	0.85	0.36	1.31	1.24	0.64	8.41	8.82	7.98	10.33	7.66	9.92
Oil and Gas	0.08	0.10	0.15	0.12	0.05	0.15	1.20	1.06	1.25	1.40	0.98	0.52	4.43	5.24	4.24	5.07	4.80	6.84
Paper/Forest	0.07	0.07	0.05	0.12	0.10	0.03	1.07	1.02	1.15	1.00	1.27	0.85	4.27	4.56	4.85	4.64	3.95	5.52
Consumer	0.12	0.11	0.10	0.14	0.11	0.10	0.86	0.83	0.84	0.90	0.89	0.73	2.50	3.03	1.98	3.01	2.64	4.65
Industrial	0.10	0.07	0.08	0.11	0.06	0.01	1.02	1.17	1.11	0.87	1.08	1.69	2.50	3.46	2.20	2.57	2.81	5.07
Real Estate [1/]	0.05	0.05	0.01	0.17	-0.02	0.01	1.18	1.00	1.21	1.28	1.06	0.46	6.96	6.82	7.22	5.73	5.90	4.92
Trans.	0.11	0.10	0.13	0.18	0.03	0.09	1.04	0.94	0.94	1.08	1.22	0.62	4.73	4.98	4.31	4.38	6.19	5.29
Pipes	0.12	0.12	0.05	0.14	0.14	0.13	0.85	0.68	0.80	0.92	0.76	0.02	3.60	4.22	2.64	3.60	3.36	4.93
Utilities	0.11	0.11	0.03	0.18	0.11	0.16	0.48	0.54	0.50	0.47	0.40	0.79	2.47	3.07	1.99	3.07	2.48	4.55
Comm./Media	0.15	0.13	0.19	0.15	0.13	0.07	0.77	0.77	0.96	0.69	0.95	0.80	3.68	3.82	3.75	3.84	3.42	3.96
Mrchnt's	0.11	0.10	0.11	0.12	0.09	0.07	0.86	0.78	0.93	0.84	0.83	0.46	3.06	3.29	2.69	3.32	2.79	3.63
Finance	0.13	0.12	0.12	0.12	0.12	0.18	0.85	0.83	0.95	0.71	0.93	0.77	2.90	3.15	2.82	3.41	2.83	4.01
Mang't.	0.11	0.11	0.13	0.15	0.09	0.14	1.03	0.94	1.26	0.97	1.20	0.68	4.24	4.37	4.16	3.30	3.07	5.20
Intercept							**0.18**	**0.18**	**0.12**	**0.15**	**0.14**	**0.12**						
Adjusted R Square							**44%**	**47%**	**1%**	**1%**	**11%**	**9%**						
Beta							**-0.082**	**-0.09**	**-0.020**	**-0.008**	**-0.056**	**-0.053**						
Standard Error							**0.022**	**0.020**	**0.056**	**0.027**	**0.046**	**0.057**						

1/ Data only available starting July 1961

Source: TSX Review

S&P/TSX COMPOSITE SECTOR COMPOUND RETURNS AND BETAS **STANDARD ERRORS**

	Compound Returns 1/			Betas			Standard Errors		
	88-97	88-04	95-04	88-97	88-04	95-04	88-97	88-04	95-04
Consumer Discretionary	0.102	0.082	0.073	0.904	0.808	0.763	2.31	2.88	3.19
Consumer Staples	0.127	0.150	0.210	0.727	0.361	0.206	2.64	3.62	3.94
Energy	0.084	0.109	0.153	0.765	0.576	0.537	4.04	5.38	6.07
Financials	0.183	0.154	0.176	1.039	0.805	0.704	2.58	3.46	3.92
Health Care	0.155	0.061	0.019	0.807	0.890	0.940	6.80	7.03	7.25
Industrials	0.083	0.055	0.067	1.131	0.985	0.898	2.54	3.58	4.06
Information Technology	0.218	0.082	0.020	1.213	1.895	2.222	5.59	8.58	9.78
Materials	0.034	0.044	0.020	1.257	0.867	0.729	3.25	4.76	5.50
Telecommunications Sector	0.154	0.141	0.148	0.578	0.772	0.868	2.72	4.43	5.36
Utilities	0.115	0.104	0.094	0.624	0.240	0.078	2.35	3.60	4.06
Intercept				**0.14**	**0.13**	**0.15**			
Adjusted R Square				**1%**	**15%**	**30%**			
Beta				**-0.017**	**-0.034**	**-0.066**			
Standard Errors				**0.057**	**0.039**	**0.062**			

1/ Data only available starting December 1988

Source: TSX Review

APPENDIX 87.1

Permanent and Temporary Components of Stock Prices

Eugene F. Fama; Kenneth R. French

The Journal of Political Economy, Vol. 96, No. 2 (Apr., 1988), 246-273.

Stable URL:
http://links.jstor.org/sici?sici=0022-3808%28198804%2996%3A2%3C246%3APATCOS%3E2.0.CO%3B2-B

The Journal of Political Economy is currently published by The University of Chicago Press.

Your use of the JSTOR archive indicates your acceptance of JSTOR's Terms and Conditions of Use, available at http://www.jstor.org/about/terms.html. JSTOR's Terms and Conditions of Use provides, in part, that unless you have obtained prior permission, you may not download an entire issue of a journal or multiple copies of articles, and you may use content in the JSTOR archive only for your personal, non-commercial use.

Please contact the publisher regarding any further use of this work. Publisher contact information may be obtained at http://www.jstor.org/journals/ucpress.html.

Each copy of any part of a JSTOR transmission must contain the same copyright notice that appears on the screen or printed page of such transmission.

JSTOR is an independent not-for-profit organization dedicated to creating and preserving a digital archive of scholarly journals. For more information regarding JSTOR, please contact support@jstor.org.

http://www.jstor.org/
Tue Aug 16 10:07:06 2005

Permanent and Temporary Components of Stock Prices

Eugene F. Fama and Kenneth R. French

University of Chicago

A slowly mean-reverting component of stock prices tends to induce negative autocorrelation in returns. The autocorrelation is weak for the daily and weekly holding periods common in market efficiency tests but stronger for long-horizon returns. In tests for the 1926–85 period, large negative autocorrelations for return horizons beyond a year suggest that predictable price variation due to mean reversion accounts for large fractions of 3–5-year return variances. Predictable variation is estimated to be about 40 percent of 3–5-year return variances for portfolios of small firms. The percentage falls to around 25 percent for portfolios of large firms.

I. Introduction

Early tests of market efficiency examined autocorrelations of daily and weekly stock returns. Sample sizes for such short return horizons are typically large, and reliable evidence of nonzero autocorrelation is common. Since the estimated autocorrelations are usually close to 0.0, however, most studies conclude that the implied predictability of returns is not economically significant. Fama (1970) summarizes this early work, which largely concludes that the stock market is efficient.

Summers (1986) challenges this interpretation of the autocorrelation of short-horizon returns. He argues that the claim in common

The comments of Craig Ansley, David Booth, John Cochrane, John Huizinga, Shmuel Kandel, Robert Kohn, Richard Leftwich, Merton Miller, Sam Peltzman, Charles Plosser, Rex Sinquefield, and, especially, G. William Schwert are gratefully acknowledged. This research is supported by the National Science Foundation (Fama), the Center for Research in Security Prices (French), and Batterymarch Financial Management (French).

[*Journal of Political Economy*, 1988, vol. 96, no. 2]
© 1988 by The University of Chicago. All rights reserved. 0022-3808/88/9602-0005$01.50

models of an inefficient market is that prices take long temporary swings away from fundamental values, which he translates into the statistical hypothesis that prices have slowly decaying stationary components. He shows that autocorrelations of short-horizon returns can give the impression that such mean-reverting components of prices are of no consequence when in fact they account for a substantial fraction of the variation of returns.

Our tests are based on the converse proposition that the behavior of long-horizon returns can give a clearer impression of the importance of mean-reverting price components. Specifically, a slowly decaying component of prices induces negative autocorrelation in returns that is weak for the daily and weekly holding periods common in market efficiency tests. But such a temporary component of prices can induce strong negative autocorrelation in long-horizon returns.

We examine autocorrelations of stock returns for increasing holding periods. In the results for the 1926–85 sample period, large negative autocorrelations for return horizons beyond a year are consistent with the hypothesis that mean-reverting price components are important in the variation of returns. The estimates for industry portfolios suggest that predictable variation due to mean reversion is about 35 percent of 3–5-year return variances. Returns are more predictable for portfolios of small firms. Predictable variation is estimated to be about 40 percent of 3–5-year return variances for small-firm portfolios. The percentage falls to around 25 percent for portfolios of large firms.

Our results add to mounting evidence that stock returns are predictable (see, e.g., Bodie 1976; Jaffe and Mandelker 1976; Nelson 1976; Fama and Schwert 1977; Fama 1981; Campbell 1987; French, Schwert, and Stambaugh 1987). Again, this work focuses on short return horizons (De Bondt and Thaler [1985] are an exception), and the common conclusion is that predictable variation is a small part (usually less than 3 percent) of the variation of returns. There is little in the literature that foreshadows our estimates that 25–45 percent of the variation of 3–5-year stock returns is predictable from past returns.

There are two competing economic stories for strong predictability of long-horizon returns due to slowly decaying price components. Such price behavior is consistent with common models of an irrational market in which stock prices take long temporary swings away from fundamental values. But the predictability of long-horizon returns can also result from time-varying equilibrium expected returns generated by rational pricing in an efficient market. Poterba and Summers (1987) show formally how these opposite views can imply the same price behavior. The intuition is straightforward.

Expected returns correspond roughly to the discount rates that relate a current stock price to expected future dividends. Suppose that investor tastes for current versus risky future consumption and the stochastic evolution of the investment opportunities of firms result in time-varying equilibrium expected returns that are highly autocorrelated but mean-reverting. Suppose that shocks to expected returns are uncorrelated with shocks to rational forecasts of dividends. Then a shock to expected returns has no effect on expected dividends or expected returns in the distant future. Thus the shock has no long-term effect on expected prices. The cumulative effect of a shock on expected returns must be exactly offset by an opposite adjustment in the current price.

In this scenario, autocorrelated equilibrium expected returns lead to slowly decaying components of prices that are indistinguishable from the temporary price components of an inefficient market, at least with univariate tests like those considered here. More informed choices between the competing explanations of return predictability will require models that restrict the variation of expected returns in plausible ways, for example, models that restrict the relations between the behavior of macroeconomic driving variables and equilibrium expected returns.

Finally, tests on long-horizon returns can provide a better impression of the importance of slowly decaying stationary price components, but the cost is statistical imprecision. The temporary component of prices must account for a large fraction of return variation to be identified in the univariate properties of long-horizon returns. We find "reliable" evidence of negative autocorrelation only in tests on the entire 1926–85 sample period, and the evidence is clouded by the statistical issues (changing parameters, heteroscedasticity, etc.) that such a long time period raises.

II. A Simple Model for Stock Prices

Let $p(t)$ be the natural log of a stock price at time t. We model $p(t)$ as the sum of a random walk, $q(t)$, and a stationary component, $z(t)$,

$$p(t) = q(t) + z(t), \tag{1}$$

$$q(t) = q(t-1) + \mu + \eta(t), \tag{2}$$

where μ is expected drift and $\eta(t)$ is white noise. Summers (1986) argues that the long temporary price swings assumed in models of an inefficient market imply a slowly decaying stationary price compo-

nent. As an example, he suggests a first-order autoregression (AR1),

$$z(t) = \phi z(t - 1) + \epsilon(t), \tag{3}$$

where $\epsilon(t)$ is white noise and ϕ is close to but less than 1.0.

The model (1)–(3) is just one way to represent a mix of random-walk and stationary price components. The general hypothesis is that stock prices are nonstationary processes in which the permanent gain from each month's price shock is less than 1.0. Our tests are relevant for the general class of models in which part of each month's shock is permanent and the rest is gradually eliminated. The tests center on the fact that the temporary part of the shock implies predictability (negative autocorrelation) of returns.

A. *The Implications of a Stationary Price Component*

Since $p(t)$ is the natural log of the stock price, the continuously compounded return from t to $t + T$ is

$$\begin{aligned} r(t, t + T) &= p(t + T) - p(t) \\ &= [q(t + T) - q(t)] + [z(t + T) - z(t)]. \end{aligned} \tag{4}$$

The random-walk price component produces white noise in returns. We show next that the mean reversion of the stationary price component $z(t)$ causes negative autocorrelation in returns.

The slope in the regression of $z(t + T) - z(t)$ on $z(t) - z(t - T)$, the first-order autocorrelation of T-period changes in $z(t)$, is

$$\rho(T) = \frac{\operatorname{cov}[z(t + T) - z(t), z(t) - z(t - T)]}{\sigma^2[z(t + T) - z(t)]}. \tag{5}$$

The numerator covariance is

$$\begin{aligned} \operatorname{cov}[z(t + T) - z(t), z(t) - z(t - T)] = &-\sigma^2(z) + 2 \operatorname{cov}[z(t), z(t + T)] \\ &- \operatorname{cov}[z(t), z(t + 2T)]. \end{aligned} \tag{6}$$

The stationarity of $z(t)$ implies that the covariances on the right of (6) approach 0.0 as T increases, so the covariance on the left approaches $-\sigma^2(z)$. The variance in the denominator of the slope,

$$\sigma^2[z(t + T) - z(t)] = 2\sigma^2(z) - 2 \operatorname{cov}[z(t + T), z(t)], \tag{7}$$

approaches $2\sigma^2(z)$. We can infer from (6) and (7) that the slope in the regression of $z(t + T) - z(t)$ on $z(t) - z(t - T)$ approaches -0.5 for large T.

The slope $\rho(T)$ has an interesting interpretation used often in the empirical work of later sections. If $z(t)$ is an AR1, the expected change from t to T is

$$E_t[z(t + T) - z(t)] = (\phi^T - 1)z(t), \tag{8}$$

and the covariance in the numerator of $\rho(T)$ is

$$\begin{aligned}\operatorname{cov}[z(t + T) - z(t), z(t) - z(t - T)] &= (-1 + 2\phi^T - \phi^{2T})\sigma^2(z) \\ &= -(1 - \phi^T)^2\sigma^2(z).\end{aligned} \tag{9}$$

With (8) and (9) we can infer that the covariance is minus the variance of the T-period expected change, $-\sigma^2[E_t z(t + T) - z(t)]$. Thus, when $z(t)$ is an AR1, the slope in the regression of $z(t + T) - z(t)$ on $z(t) - z(t - T)$ is (minus) the ratio of the variance of the expected change in $z(t)$ to the variance of the actual change. This interpretation of the slope is a valid approximation for any slowly decaying stationary process.[1]

Equation (8) shows that when ϕ is close to 1.0, the expected change in an AR1 slowly approaches $-z(t)$ as T increases. Likewise, the slope $\rho(T)$ is close to 0.0 for short return horizons and slowly approaches -0.5. This illustrates Summers's (1986) point that slow mean reversion can be missed with the short return horizons common in market efficiency tests. Our tests are based on the converse insight that slow mean reversion can be more evident in long-horizon returns.

B. *The Properties of Returns*

Since we do not observe $z(t)$, we infer its existence and properties from the behavior of returns. Let $\beta(T)$ be the slope in the regression of the return $r(t, t + T)$ on $r(t - T, t)$. If changes in the random-walk and stationary components of stock prices are uncorrelated,

$$\beta(T) = \frac{\operatorname{cov}[r(t, t + T), r(t - T, t)]}{\sigma^2[r(t - T, t)]} \tag{10}$$

$$= \frac{\rho(T)\sigma^2[z(t + T) - z(t)]}{\sigma^2[z(t + T) - z(t)] + \sigma^2[q(t + T) - q(t)]} \tag{10a}$$

[1] For long return horizons, the interpretation of the slope as the proportion of the variance of the change in $z(t)$ due to the expected change is valid for any stationary process. If $z(t)$ is a stationary process with a zero mean, the expected change from t to T approaches $-z(t)$ as T increases, and the variance of the expected change approaches $\sigma^2(z)$. The ratio of the long-horizon variance of the expected change in $z(t)$, $\sigma^2(z)$, to the long-horizon variance of the actual change, $2\sigma^2(z)$, is thus 0.5, the negative of the long-horizon value of $\rho(T)$.

$$\approx \frac{-\sigma^2[E_t z(t+T) - z(t)]}{\sigma^2[r(t-T, t)]}. \tag{10b}$$

Expression (10b) highlights the result that $\beta(T)$ measures the proportion of the variance of T-period returns explained by (or predictable from) the mean reversion of a slowly decaying price component $z(t)$. Expression (10a) helps predict the behavior of the slopes for increasing values of T. If the price does not have a stationary component, the slopes are 0.0 for all T. If the price does not have a random-walk component, $\beta(T) = \rho(T)$ and the slopes approach -0.5 for large values of T.

Predictions about the slope $\beta(T)$ are more complicated if the stock price has both random-walk and stationary components. The mean reversion of the stationary component tends to push the slopes toward -0.5 for long return horizons, while the variance of the white-noise component, $q(t+T) - q(t)$, pushes the slopes toward 0.0. Since the variance of $z(t+T) - z(t)$ approaches $2\sigma^2(z)$ as the return horizon increases and the white-noise variance grows like T, the white-noise component eventually dominates. Thus, if stock prices have both random-walk and slowly decaying stationary components, the slopes in regressions of $r(t, t+T)$ on $r(T-t, t)$ might form a U-shaped pattern, starting around 0.0 for short horizons, becoming more negative as T increases, and then moving back toward 0.0 as the white-noise variance begins to dominate at long horizons.

Finally, existing evidence (e.g., Fama and Schwert 1977; Keim and Stambaugh 1986; Fama and French 1987; French et al. 1987) suggests that expected returns are positively autocorrelated. The negative autocorrelation of long-horizon returns due to a stationary component of prices is consistent with positively autocorrelated expected returns. For example, the model (1)–(3) implies negatively autocorrelated returns. Poterba and Summers (1987) show, however, that if the stationary price component $z(t)$ in (3) is an AR1 with parameter $\phi > 0.0$, the expected return is an AR1 with parameter ϕ and so is positively autocorrelated. The economic intuition is that shocks to expected returns (discount rates) can generate opposite shocks to current prices, and returns can be negatively autocorrelated when expected returns are positively autocorrelated.

III. The Autocorrelation of Industry and Decile Portfolio Returns

A. *The Data*

The mix of random-walk and stationary components in stock prices can differ across stocks. Firm size and industry are dimensions known

to capture differences in return behavior (see King 1966; Banz 1981; Huberman and Kandel 1985). We examine results for industry portfolios and for portfolios formed on the basis of size.

The basic data are 1-month returns for all New York Stock Exchange (NYSE) stocks for the 1926–85 period from the Center for Research in Security Prices. At the end of each year, stocks are ranked on the basis of size (shares outstanding times price per share) and grouped into ten (decile) portfolios. One-month portfolio returns, with equal weighting of securities, are calculated and transformed into continuously compounded returns. These nominal returns are adjusted for the inflation rate of the U.S. Consumer Price Index (CPI) and then summed to get overlapping monthly observations on longer-horizon returns. Unless otherwise noted, return henceforth implies a continuously compounded real return.

There is a problem with the decile portfolios. Stocks with unusually high or low returns tend to move across deciles from one year to the next. If unusual returns are caused by temporary price swings, subsequent reversals may be missed—the tests may understate the importance of stationary price components—because of the movement of stocks across deciles. Since the problem is less severe for portfolios that include all stocks, we also show results for the equal- and value-weighted portfolios of all NYSE stocks. The value-weighted market portfolio summarizes the return behavior of large stocks, while the equal-weighted portfolio is tilted more toward small stocks.

Using Standard Industrial Classification codes, we also form 17 industry portfolios, with equal weighting of the stocks in a portfolio. One criterion in defining an industry is that it contains firms in similar activities. The other criterion is that the industry produces diversified portfolios during the 1926–85 period. Each of the 17 industries always has at least seven firms (15 after 1929), and the number of firms per industry is usually greater than 30. Within industries, there is little concentration of firms by size. For example, the average of the decile ranks of the firms in an industry is typically between 4.0 and 7.0. Thus size and industry are not proxies, and size and industry portfolios can provide independent evidence on the behavior of long-horizon returns. (Details on the industry portfolios are available from the authors.)

The tests center on slopes in regressions of $r(t, t + T)$ on $r(t - T, t)$. The slopes are first-order autocorrelations of T-year returns. Ordinary least squares (OLS) estimates have a bias that depends on the true slopes, sample sizes, and the overlap of monthly data on long-horizon returns (see Kendall 1954; Marriot and Pope 1954; Huizinga 1984). Proper bias adjustments when the true slopes are 0.0 (prices do not have stationary components) are difficult to determine analyt-

ically. We use simulations, constructed to mimic properties of stock returns, to estimate the bias adjustments (see the Appendix). The simulations also show that when prices have stationary components that generate negative autocorrelations on the order of those observed here, simple OLS slopes have little bias. We examine both OLS and bias-adjusted slopes.

B. Regression Slopes for the 1926–85 Sample Period

Industries

Table 1 shows slopes in regressions of $r(t, t + T)$ on $r(t - T, t)$ for return horizons from 1 to 10 years, using the industry portfolio data for the 1926–85 sample period. As predicted by the hypothesis that prices have stationary components, negative slopes are the rule. The bias-adjusted slopes are uniformly negative for return horizons from 2 to 5 years. The unadjusted slopes are almost always negative for all horizons. The slopes reach minimum values for 3–5-year returns, and they become less negative for return horizons beyond 5 years. This U-shaped pattern is consistent with the hypothesis that stock prices also have random-walk components that eventually dominate long-horizon returns. Estimated slopes (not shown) for nominal returns are usually within 0.04 of those for real returns.

The slopes for 3-, 4-, and 5-year returns are large in magnitude and relative to their standard errors. The average values of the bias-adjusted slopes for 3-, 4-, and 5-year returns are −0.30, −0.34, and −0.32; the averages of the unadjusted slopes are −0.38, −0.45, and −0.45. Expression (10b) says that the slope measures the proportion of the variance of T-year returns due to time-varying expected returns generated by slowly decaying stationary price components. The slopes for the industry portfolios thus suggest that these time-varying expected returns average between 30 percent and 45 percent of the variances of 3–5-year returns.

Moreover, the limiting argument for the slopes in Section II says that the variance of the expected change in the stationary price component $z(t)$ approaches half the variance of the long-horizon change in $z(t)$. Thus regression slopes that average between −0.30 and −0.45 estimate that, on average, between 60 percent and 90 percent of the variances of 3–5-year industry returns are due to the stationary price component $z(t)$.

A caveat is in order. The hypothesis that prices contain both random-walk and slowly decaying stationary components predicts a U-shaped pattern of slopes for increasing return horizons. This provides some justification for leaning toward extreme slopes to estimate

TABLE 1

OLS AND BIAS-ADJUSTED SLOPES FOR INDUSTRY PORTFOLIOS: 1926–85

$$r(t, t+T) = \alpha(T) + \beta(T)r(t-T, t) + \epsilon(t, t+T)$$

	Return Horizon (Years)							
	1	2	3	4	5	6	8	10
	OLS Slopes $\beta(T)$							
Food	−.04	−.28*	−.41*	−.46*	−.47*	−.30	−.21	−.20
Apparel	−.11	−.23	−.27	−.37*	−.43*	−.37	−.43	−.56*
Drugs	−.04	−.19	−.25	−.22	−.26	−.22	−.31	−.50
Retail	−.03	−.22	−.37*	−.42*	−.46*	−.34	−.32	−.31
Durables	.00	−.19	−.34*	−.43*	−.43*	−.25	−.20	−.15
Autos	−.07	−.27	−.43*	−.52*	−.48*	−.29*	−.26	−.30
Construction	−.03	−.17	−.34*	−.51*	−.55*	−.36*	−.06	−.04
Finance	−.04	−.22	−.33*	−.35*	−.28	−.09	.00	.06
Miscellaneous	−.04	−.18	−.32*	−.45*	−.50*	−.34	−.22	−.17
Utilities	−.07	−.21	−.35*	−.32*	−.15	.08	−.08	−.18
Transportation	−.12	−.25	−.34*	−.44*	−.45*	−.33	−.30	−.27
Business equipment	−.01	−.26	−.46*	−.51*	−.49*	−.35*	−.17	−.15
Chemicals	−.06	−.38*	−.50*	−.48*	−.50*	−.34*	−.21	−.17
Metal products	−.02	−.25	−.45*	−.59*	−.65*	−.53*	−.38*	−.33*
Metal industries	−.10	−.32*	−.43*	−.46*	−.48*	−.33*	−.04	−.01
Mining	−.11	−.33*	−.44*	−.54*	−.61*	−.44*	−.20	−.21
Oil	−.04	−.28*	−.36*	−.52*	−.53*	−.36*	−.05	−.01
Average $\beta(T)$	−.06	−.25	−.38	−.45	−.45	−.30	−.20	−.21

Food	−.01	−.24	−.34*	−.36*	−.34*	−.15	.01	.08
Apparel	−.08	−.18	−.20	−.27	−.30	−.21	−.21	−.27
Drugs	−.02	−.14	−.18	−.12	−.13	−.06	−.09	−.22
Retail	−.01	−.17	−.30	−.32*	−.33*	−.18	−.10	−.02
Durables	.02	−.14	−.26	−.33*	−.30*	−.09	.02	.13
Autos	−.05	−.22	−.36*	−.42*	−.35*	−.13	−.04	−.02
Construction	−.01	−.13	−.27	−.41*	−.42*	−.21	.16	.24
Finance	−.01	−.17	−.26	−.25	−.15	.07	.22	.35
Miscellaneous	−.02	−.13	−.25	−.35*	−.37*	−.18	.00	.12
Utilities	−.05	−.16	−.27	−.22	−.02	.24	.14	.10
Transportation	−.10	−.20	−.26*	−.33*	−.32	−.18	−.09	.02
Business equipment	.01	−.22	−.39*	−.41*	−.36*	−.19	.05	.13
Chemicals	−.04	−.33*	−.43*	−.38*	−.37*	−.19	.01	.12
Metal products	.01	−.20	−.38*	−.49*	−.52*	−.37*	−.16	−.05
Metal industries	−.08	−.27*	−.36*	−.36*	−.35*	−.17	.18	.28
Mining	−.09	−.29*	−.37*	−.44*	−.48*	−.28*	.02	.08
Oil	−.02	−.23	−.29	−.42*	−.40*	−.20	.17	.27
Average $\beta(T)$	−.03	−.20	−.30	−.34	−.32	−.14	.02	.08
Average $s(\beta)$	.11	.14	.15	.14	.15	.17	.23	.26

NOTE.—The corrections for the bias of the OLS slopes used in the bias-adjusted slopes are discussed in the Appendix. The standard errors of the slopes are adjusted for the residual autocorrelation due to overlap of monthly observations on longer-horizon returns with the method of Hansen and Hodrick (1980). Averages of the slopes and their standard errors—average $\beta(T)$ and average $s(\beta)$—are computed across the 17 industries. Returns are real (CPI-adjusted).

* Indicates that slope is more than 2.0 standard errors from 0.0.

proportions of return variances due to the two components of prices. Since we do not predict the return horizons likely to produce extreme slopes, however, using the observed extremes to estimate proportions of variance probably overstates the importance of stationary components of prices.

Moreover, a pervasive characteristic of the tests is that small effective sample sizes imply imprecise slope estimates for long-horizon returns. The large standard errors of the industry slopes (averaging 0.11 for 1-year returns and 0.26 for 10-year returns) leave much uncertainty about the true slopes and thus about the proportions of variance due to the random-walk and stationary components of prices. (See the Appendix for pertinent details.)

Deciles

There is no obvious pattern in the variation of the regression slopes across industries. There is a clearer pattern in the slopes for the decile portfolios in table 2. Like the industry slopes, the decile slopes are negative and large for 2–5-year returns. However, the minimum values of the slopes tend to be more extreme for lower (smaller-firm) deciles. All the bias-adjusted slopes less than −0.30 and all the unadjusted slopes less than −0.37 are generated by the equal-weighted market portfolio and deciles 1–7. Most of the 4- and 5-year bias-adjusted slopes for these portfolios are more than 2.0 standard errors below 0.0. The value-weighted market and the larger-firm deciles 9 and 10 produce no bias-adjusted slopes more than 2.0 standard errors below 0.0.

Again, perspective is in order. The large standard errors of the decile slopes—between 0.13 and 0.20 for 3–5-year returns—mean that if stock prices have stationary components, they must generate large negative slopes (and account for large fractions of variance) to be identified reliably, even when the estimates use the entire 1926–85 sample period. Nevertheless, every decile produces a simple OLS slope for 3-, 4-, or 5-year returns more than 2.0 standard errors below 0.0. And the U-shaped pattern of the slopes across return horizons predicted by the hypothesis that prices have both random-walk and slowly decaying stationary components is observed for all the deciles, the industry portfolios, and the two market portfolios.

We conclude that the tests for 1926–85 are consistent with the hypothesis that stock prices have both random-walk and stationary components. The estimates suggest that stationary price components account for large fractions of the variation of returns and that they are relatively more important for small-stock portfolios. We recognize, however, that the imprecision of the tests implies substantial

uncertainty about any interpretation of the results. The relevance of this caveat is obvious in the subperiod results that follow.

C. *Subperiod Autocorrelations*

Because the regression slopes are not estimated precisely, the results for the 1926–85 period are in principle the strongest test of the hypothesis that stock prices have stationary components. There are, however, reasons to examine subperiods. First, return variances drop substantially after 1940 (see Officer 1973; French et al. 1987). The variance changes make inference less precise even if the autocorrelations of returns are stationary. Moreover, the high variances of the early years are associated with large price swings. It is possible that the large negative autocorrelations estimated for 1926–85 are a consequence of the early years.

We have estimated the slopes in the regression of $r(t, t + T)$ on $r(t - T, t)$ for the 30-year splits, 1926–55 and 1956–85, and for the longer 1946–85 and 1941–85 periods. The estimates for 1941–85 are in tables 3 and 4. We choose 1941–85 because it is the longest period of roughly constant return variances. The regression slopes it produces are similar in magnitude and pattern to those for 1946–85 and 1956–85.

Like 1926–85, the 1941–85 period produces a general pattern of negative autocorrelation of returns that is consistent with the hypothesis that prices have stationary components. However, the 1941–85 bias-adjusted slopes are typically closer to 0.0, and they do not produce the strong U-shaped pattern across return horizons observed for 1926–85. Moreover, large standard errors (averaging 0.13 for 1-year industry portfolio returns and 0.27 for 8-year returns) make the hypothesis that prices contain no stationary components (the true slopes are 0.0) difficult to reject.

Large standard errors make most hypotheses about subperiods difficult to reject. For example, slope estimates for 1926–55 (not shown) have an even stronger U-shaped pattern than those for 1926–85, while estimates for 1956–85 (also not shown) are much like those for 1941–85. However, the hypothesis that the slopes for 1926–55 and 1956–85 are equal cannot be rejected; indeed, large standard errors make the hypothesis essentially untestable.

In short, the preponderance of negative slopes observed for all periods (shown and not shown) is consistent with the hypothesis that stock prices have stationary components that generate negative autocorrelation in long-horizon returns. Subperiod slopes suggest that the negative autocorrelation is weaker (stationary price components are less important in the variation of returns) after 1940. But reliable

TABLE 2

OLS AND BIAS-ADJUSTED SLOPES FOR THE DECILE PORTFOLIOS AND THE EQUAL- AND VALUE-WEIGHTED NYSE MARKET PORTFOLIOS: 1926–85

$$r(t, t + T) = \alpha(T) + \beta(T)r(t - T, t) + \epsilon(t, t + T)$$

	RETURN HORIZON (Years)							
	1	2	3	4	5	6	8	10
	OLS Slopes $\beta(T)$							
Equal	−.07	−.26	−.39*	−.46*	−.47*	−.29	−.14	−.06
Decile 1	−.01	−.18	−.30	−.46*	−.45*	−.21	.13	.27
Decile 2	−.01	−.16	−.32*	−.51*	−.58*	−.42*	−.24	−.20
Decile 3	−.06	−.20	−.34*	−.46*	−.48*	−.35*	−.30	−.33
Decile 4	−.04	−.23	−.37*	−.48*	−.52*	−.39*	−.30	−.24
Decile 5	−.08	−.27	−.37*	−.42*	−.46*	−.32	−.23	−.16
Decile 6	−.07	−.25	−.38*	−.41*	−.41*	−.26	−.18	−.16
Decile 7	−.09	−.32*	−.42*	−.38*	−.35*	−.18	−.10	−.12
Decile 8	−.08	−.28*	−.37*	−.30*	−.26	−.10	−.07	−.13
Decile 9	−.06	−.26	−.34*	−.24	−.14	.05	.08	−.04
Decile 10	−.08	−.27*	−.35*	−.20	−.08	.09	.12	−.03
Value	−.05	−.24	−.32*	−.19	−.07	.09	.10	−.08
Average	−.06	−.24	−.36	−.39	−.37	−.21	−.11	−.12

	Bias-adjusted Slopes $\beta(T)$							
Equal	−.05	−.22	−.32*	−.36*	−.34*	−.13	.08	.22
Decile 1	.01	−.13	−.23	−.36*	−.32	−.05	.35	.56
Decile 2	.01	−.12	−.25	−.41*	−.45*	−.26	−.02	.09
Decile 3	−.04	−.16	−.27	−.35*	−.35*	−.19	−.08	−.04
Decile 4	−.02	−.19	−.29	−.38*	−.39*	−.23	−.08	.05
Decile 5	−.06	−.23	−.29*	−.32*	−.33*	−.16	−.01	.13
Decile 6	−.05	−.20	−.31*	−.31*	−.28	−.10	.04	.13
Decile 7	−.07	−.27*	−.35*	−.28*	−.22	−.02	.12	.16
Decile 8	−.05	−.23	−.30*	−.20	−.13	.06	.15	.15
Decile 9	−.04	−.21	−.27	−.13	−.01	.21	.30	.25
Decile 10	−.06	−.23	−.27	−.10	.05	.25	.34	.25
Value	−.03	−.20	−.25	−.09	.06	.25	.31	.21
Average	−.04	−.19	−.28	−.28	−.24	−.05	.11	.17
	Standard Errors							
Equal	.11	.14	.14	.13	.14	.17	.24	.28
Value	.11	.14	.15	.16	.20	.23	.34	.43
Average	.11	.14	.15	.14	.16	.19	.25	.31

NOTE.—The corrections for the bias of the OLS slopes used in the bias-adjusted slopes are discussed in the Appendix. The standard errors of the slopes are adjusted for the residual autocorrelation due to overlap of monthly observations on longer-horizon returns with the method of Hansen and Hodrick (1980). Averages of the slopes and their standard errors are computed across the 10 deciles. Returns are real (CPI-adjusted).

* Indicates that the slope is more than 2.0 standard errors from 0.0.

TABLE 3

OLS AND BIAS-ADJUSTED SLOPES FOR INDUSTRY PORTFOLIOS: 1941–85

$$r(t, t+T) = \alpha(T) + \beta(T)r(t-T, t) + \epsilon(t, t+T)$$

	Return Horizon (Years)						
	1	2	3	4	5	6	8
	OLS Slopes $\beta(T)$						
Food	−.03	−.24	−.27	−.26	−.29	−.32	−.43
Apparel	−.08	−.22	−.13	−.14	−.26	−.35	−.51
Drugs	−.02	−.13	−.07	−.01	−.11	−.16	−.30
Retail	−.03	−.21	−.23	−.22	−.32	−.34	−.41
Durables	−.03	−.26	−.30	−.27	−.24	−.22	−.24
Autos	−.06	−.36*	−.39*	−.35	−.33*	−.29	−.33
Construction	−.06	−.23	−.24	−.29	−.31	−.28	−.10
Finance	−.02	−.11	−.10	−.12	−.14	−.08	.05
Miscellaneous	.00	−.18	−.23	−.27	−.34	−.34	−.29
Utilities	−.03	−.18	−.30	−.21	−.12	.01	−.05
Transportation	−.10	−.20	−.25	−.33	−.40*	−.42*	−.29
Business equipment	−.10	−.26	−.24	−.28	−.35	−.33	−.18
Chemicals	−.25*	−.47*	−.32*	−.22	−.22	−.24	−.21
Metal products	−.06	−.29	−.39*	−.44*	−.49*	−.49*	−.40
Metal industries	−.19	−.26	−.22	−.19	−.21	−.18	.00
Mining	−.18	−.36*	−.41*	−.46*	−.54*	−.51*	−.32
Oil	−.17	−.27	−.25	−.33	−.32	−.32	−.12
Average $\beta(T)$	−.08	−.25	−.26	−.26	−.29	−.29	−.24

	Bias-adjusted Slopes $\beta(T)$						
Food	.00	−.18	−.17	−.13	−.13	−.13	−.17
Apparel	−.05	−.16	−.04	−.02	−.10	−.16	−.26
Drugs	.01	−.06	.03	.12	.05	.03	−.04
Retail	.00	−.15	−.13	−.09	−.16	−.15	−.16
Durables	.00	−.20	−.20	−.14	−.09	−.03	.01
Autos	−.03	−.30	−.30	−.22	−.17	−.10	−.07
Construction	−.03	−.17	−.15	−.16	−.16	−.09	.15
Finance	.01	−.04	−.00	.00	.02	.11	.30
Miscellaneous	.03	−.12	−.13	−.14	−.18	−.14	−.03
Utilities	.00	−.12	−.21	−.08	.04	.20	.21
Transportation	−.07	−.13	−.16	−.21	−.24	−.23	−.04
Business equipment	−.07	−.20	−.15	−.15	−.19	−.14	.08
Chemicals	−.22	−.41*	−.22	−.09	−.06	−.05	.05
Metal products	−.03	−.22	−.29	−.31	−.33*	−.30	−.15
Metal industries	−.16	−.20	−.12	−.06	−.05	.01	.25
Mining	−.15	−.30*	−.31	−.33	−.39*	−.32	−.06
Oil	−.14	−.21	−.16	−.20	−.16	−.12	.13
Average $\beta(T)$	−.05	−.19	−.16	−.13	−.14	−.09	.01
Average $s(\beta)$	.13	.16	.19	.20	.21	.23	.27

NOTE.—The corrections for the bias of the OLS slopes used in the bias-adjusted slopes are discussed in the Appendix. The standard errors of the slopes are adjusted for the residual autocorrelation due to overlap of monthly observations on longer-horizon returns with the method of Hansen and Hodrick (1980). Averages of the slopes and their standard errors—average $\beta(T)$ and average $s(\beta)$—are computed across the 17 industries. Returns are real (CPI-adjusted).

* Indicates that the slope is more than 2.0 standard errors from 0.0.

TABLE 4

OLS AND BIAS-ADJUSTED SLOPES FOR THE DECILE PORTFOLIOS AND THE EQUAL- AND VALUE-WEIGHTED NYSE MARKET PORTFOLIOS: 1941–85

$$r(t, t+T) = \alpha(T) + \beta(T)r(t-T, t) + \epsilon(t, t+T)$$

	Return Horizon (Years)						
	1	2	3	4	5	6	8
	OLS Slopes $\beta(T)$						
Equal	−.09	−.24	−.23	−.22	−.26	−.24	−.18
Decile 1	.02	−.05	−.13	−.29	−.36*	−.30	−.15
Decile 2	.00	−.14	−.22	−.33*	−.44*	−.48	−.42
Decile 3	−.05	−.22	−.24	−.27	−.33	−.36	−.39
Decile 4	−.05	−.24	−.26	−.31	−.39	−.42	−.36
Decile 5	−.08	−.27	−.24	−.18	−.26	−.29	−.26
Decile 6	−.06	−.23	−.22	−.17	−.22	−.22	−.19
Decile 7	−.13	−.32*	−.23	−.11	−.11	−.10	−.10
Decile 8	−.15	−.31*	−.21	−.04	−.06	−.05	−.13
Decile 9	−.10	−.19	−.05	.13	.15	.15	.10
Decile 10	−.12	−.23	−.04	.22	.26	.22	.15
Value	−.09	−.22	−.03	.19	.22	.18	.09
Average	−.07	−.22	−.18	−.14	−.17	−.18	−.17

Equal	−.06	−.18	−.13	−.09	−.10	−.05	.08
Decile 1	.05	.01	−.03	−.16	−.20	−.11	.11
Decile 2	.03	−.08	−.12	−.21	−.28	−.28	−.17
Decile 3	−.02	−.16	−.15	−.14	−.17	−.17	−.13
Decile 4	−.02	−.17	−.17	−.18	−.23	−.22	−.11
Decile 5	−.05	−.21	−.15	−.06	−.10	−.10	−.01
Decile 6	−.03	−.17	−.13	−.04	−.06	−.03	.07
Decile 7	−.10	−.26	−.14	.02	.05	.09	.16
Decile 8	−.12	−.25	−.11	.09	.10	.14	.12
Decile 9	−.07	−.12	.04	.26	.31	.35	.35
Decile 10	−.09	−.17	.05	.34	.42	.41	.41
Value	−.06	−.16	.06	.32	.38	.37	.35
Average	−.04	−.16	−.09	−.01	−.02	.01	.08
	Standard Errors						
Equal	.13	.16	.19	.21	.21	.24	.29
Value	.13	.16	.19	.23	.27	.31	.41
Average	.13	.16	.19	.21	.22	.25	.30

NOTE.—The corrections for the bias of the OLS slopes used in the bias-adjusted slopes are discussed in the Appendix. The standard errors of the slopes are adjusted for the residual autocorrelation due to overlap of monthly observations on longer-horizon returns with the method of Hansen and Hodrick (1980). Averages of the slopes and their standard errors are computed across the 10 deciles. Returns are real (CPI-adjusted).

* Indicates that the slope is more than 2.0 standard errors from 0.0.

contrasts across periods are impossible. Perhaps stationary price components are less important after 1940. Perhaps prices no longer have such temporary components. Only time (and lots of it) will tell.[2]

IV. Negative Autocorrelation: Common or Firm-specific Factors?

An important economic question is whether the negative autocorrelation of long-horizon returns is due to common or firm-specific factors. Evidence that the autocorrelation is due to common factors would raise the possibility that it can be traced to common macroeconomic driving variables. On the other hand, evidence that the autocorrelation is firm-specific would raise the possibility that expected returns have firm-specific components. Such a finding would challenge the relevance of parsimonious equilibrium pricing models. We summarize briefly some preliminary work on these issues.

A. *Portfolios*

Evidence that a single portfolio absorbs the negative autocorrelation of returns for all the industry and decile portfolios would suggest that the negative autocorrelation of the 1926–85 period is due to one common factor. We have estimated residual autocorrelations for regressions of the decile and industry portfolio returns on the return to decile 1. We choose decile 1 as the explanatory portfolio because of the evidence in table 2 that the general negative autocorrelation of portfolio returns is a larger fraction of the variation of returns on portfolios of small firms.

For the 1926–85 period, the residual autocorrelations for the industry and decile portfolios are more often positive than negative, but they are typically close to 0.0. Results for other periods are similar. The evidence suggests that the general negative autocorrelation of portfolio returns is largely due to a common macroeconomic phenomenon.

[2] We have also tested the autocorrelation of returns by examining return variances for increasing horizons (see Alexander 1961; Cochrane 1986; French and Roll 1986; Lo and MacKinlay 1986). Return variances for the industry and decile portfolios behave as predicted by the hypothesis that stock prices have stationary components that induce negative autocorrelation in returns. In particular, the variances grow less than in proportion to the return horizon. Unlike the regression slopes in tables 1 and 2, however, the variance tests for the 1926–85 period do not reliably identify negative autocorrelation in long-horizon returns. We mention the variance tests to emphasize that different univariate approaches to identifying slowly decaying stationary components of price have the common problem of low statistical power—a point treated in detail in Poterba and Summers (1987).

B. *Individual Securities*

Since the decile and industry portfolios are diversified, firm-specific factors contribute little to the variation of their returns. Tests for autocorrelation due to firm-specific factors must use individual stocks. A problem, however, is that reliable inferences about long-horizon returns require long sample periods, but the population of NYSE stocks changes through time. Our preliminary solution is to study the 82 stocks listed for the entire 1926–85 period.

The equal-weighted portfolio of the 82 stocks produces a strong U-shaped pattern of autocorrelations like that observed for the equal-weighted portfolio of all stocks in table 2. The bias-adjusted autocorrelations for 2-, 3-, and 4-year returns on this portfolio are −0.26, −0.36, and −0.28, and they are at least 1.99 standard errors below 0.0. The autocorrelation of returns on the 82 individual stocks is weaker. The averages of the (82) 2-, 3-, and 4-year bias-adjusted slopes are −0.10, −0.16, and −0.10, and the slopes are, on average, −0.78, −1.09, and −0.76 standard errors from 0.0. Moreover, even the weak negative autocorrelation in the individual stock returns disappears in the residuals from regressions of the returns on decile 1. The average bias-adjusted residual autocorrelations for the 82 stocks are close to 0.0 for all return horizons, and the cross-sectional distributions of the autocorrelations are roughly symmetric about 0.0. Tests on the 230 stocks listed for the 1941–85 period yield similar results.

Heavy-handed conclusions from these rather special samples of survivors are inappropriate. But the fact that returns on portfolios of the survivors have autocorrelations similar to those of the equal-weighted market portfolio gives some confidence in the individual stock evidence that firm-specific components of long-horizon stock returns have no autocorrelation. The results are heartening for proponents of parsimonious equilibrium pricing models.

V. Conclusions

First-order autocorrelations of industry and decile portfolio returns for the 1926–85 period form a U-shaped pattern across increasing return horizons. The autocorrelations become negative for 2-year returns, reach minimum values for 3–5-year returns, and then move back toward 0.0 for longer return horizons. This pattern is consistent with the hypothesis that stock prices have a slowly decaying stationary component. The negative autocorrelation of returns generated by a slowly decaying component of prices is weak at the short return horizons common in empirical work, but it becomes stronger as the return

horizon increases. Eventually, however, random-walk price components begin to dominate the variation of returns, and long-horizon autocorrelations move back toward 0.0.

Autocorrelation may reflect market inefficiency or time-varying equilibrium expected returns generated by rational investor behavior. Neither view suggests, however, that patterns of autocorrelation should be stable for a sample period as long as 60 years. Although a tendency toward negative autocorrelation of long-horizon returns is always observed, subperiod results suggest that the strong negative autocorrelation of the 1926–85 period may be largely due to the first 15 years. Autocorrelations for periods after 1940 are closer to 0.0, and they do not show the U-shaped pattern of the overall period. Because sample sizes for long-horizon returns are small, however, sample autocorrelations cannot identify changes in the time-series properties of returns. Stationary price components may be less important after 1940, or perhaps prices no longer have such temporary components. Resolution of this issue will require more powerful statistical techniques.

Appendix

Simulations

The simulations mimic properties of NYSE returns. Monthly simulated returns are summed to get overlapping monthly observations on T-year returns, $r(t, t + T)$. We estimate regressions of simulated returns $r(t, t + T)$ on lagged returns $r(t, t - T)$ to obtain sampling distributions of the slopes. The simulations use 720 observations per replication, matching the number of months in the 1926–85 sample period.

We simulate two models in which the true slopes are 0.0. One is a random walk in the log price with normal (0, 1) monthly returns. The second is a random walk in which return variances change every 2 years to approximate changes in stock return variances (see table A1). We also simulate constant and changing variance versions of the model (1)–(3) in which the log price has both a random-walk and an AR1 component (see table A2).

A. *The Random-Walk Simulations*

Table A1 summarizes estimates of regression slopes for the random-walk models. The negative bias of OLS slopes is apparent from the average slopes in the first line of the table. The bias increases with the return horizon because effective sample sizes are smaller for longer horizons and because the increased overlap of the observations increases serial dependence.

The second line of the table shows average bias-adjusted slopes. The bias correction is the average slope for each return horizon from 10,000 preliminary replications of the constant-variance random-walk model. These bias corrections are used whenever we refer to bias-adjusted slopes for the 1926–85 period for NYSE returns or for the simulations. Since the average bias-

adjusted slopes in table A1 are close to 0.0, the preliminary simulations give good estimates of bias when monthly returns are white noise. The bias corrections for the 1941–85 period (540 months) used in the text are also average slopes from 10,000 preliminary replications of the random-walk model, but with 540 rather than 720 observations per replication.

The standard deviation of the sample of slopes for each return horizon in table A1 estimates the standard error of the slope. The standard deviations are large, for example, 0.24 for 5-year returns. Since 720 months yield 12 nonoverlapping 5-year returns, the slope standard error for nonoverlapping returns would be $(1/11)^{.5} = 0.30$. The standard error 0.24 for 600 monthly observations on 5-year returns implies an effective sample size of 18.4 nonoverlapping returns.

The t's in table A1 for tests of bias-adjusted slopes against 0.0 use standard errors adjusted for residual autocorrelation due to return overlap (see Hansen and Hodrick 1980). Lower fractiles of the t's are estimates of critical values for tests of the hypothesis that the slope is 0.0 (prices are random walks) against the alternative that the slope is negative because the price has a temporary component. The t's for the changing-variance random walk are most relevant, given the changing variances of stock returns. For 3–5-year returns, the .10, .05, and .01 fractiles of the t's are around −1.8, −2.3, and −3.5. These are more extreme than the same fractiles of the unit normal, −1.28, −1.65, and −2.33. Standard deviations around 1.3 also show that the simulation t's have more dispersion than the unit normal.

Comparison with part A of table A1 shows that the higher dispersion of the t's in part B is due to changing variances. We have estimated slope standard errors using the method of White (1980) and Hansen (1982) to jointly correct for autocorrelation and heteroscedasticity. Resulting t's show more dispersion and more extreme negative lower fractiles than t's based on Hansen and Hodrick's (1980) standard errors. In the NYSE returns, we use Hansen and Hodrick's standard errors.

B. The Mixed AR1–Random-Walk Simulations

Table A2 summarizes simulations of the mixed AR1–random-walk model. True slopes that drop from −0.10 for 1-year returns to −0.27 for 5-year returns are similar to the slopes estimated for the value-weighted NYSE market portfolio in table 1. We view the simulations as evidence about the power of the tests to reject the random-walk model when prices have stationary components that imply slopes in the 3–5-year range like those observed for NYSE returns.

Under the random-walk hypothesis, t's for tests of bias-adjusted slopes against 0.0 are relevant. Average t's in part B of table A2 are only around −1.18 for 3–5-year returns. Likewise, the fractiles of the slopes for the mixed AR1–random-walk model in part B of table A2 are somewhat to the left of those for the random-walk model in part B of table A1, but the overlap of the distributions is substantial. In short, large standard errors for the slopes (the standard deviation of the 5-year slopes in pt. B of table A2 is 0.18) mean that the regression tests have little power to reject the random-walk model when prices have a stationary component that accounts for 27 percent of the variance of 5-year returns. Stationary components of stock prices must generate large negative slopes to be identified reliably in our tests.

Finally, consistent with Kendall (1954) and Marriot and Pope (1954), table

TABLE A1

SUMMARY OF SIMULATIONS WHEN PRICES ARE PURE RANDOM WALKS

$r(t, t + T) = \alpha + \beta r(t - T, t) + \epsilon(t, t + T)$

	RETURN HORIZON (Years)							
	1	2	3	4	5	6	8	10
	A. $\epsilon(t, t + T)$ HOMOSCEDASTIC (Constant Variance): Mean and Standard Deviation of β (OLS and Bias-adjusted)							
$\bar{\beta}$ (OLS)	−.03	−.04	−.07	−.10	−.13	−.16	−.24	−.30
$\bar{\beta}$ (adjusted)	−.01	.00	.00	.00	.00	.00	−.02	−.01
$s(\beta)$	.11	.15	.19	.22	.24	.26	.28	.30
	Mean, Standard Deviation, and Fractiles of t's for Test of Bias-adjusted $\beta = 0.0$							
Mean	−.09	−.01	−.03	−.05	−.09	−.12	−.25	−.23
Standard deviation	1.06	1.00	1.09	1.12	1.13	1.10	1.10	1.12
Fractile:								
.01	−2.62	−2.56	−2.78	−2.93	−2.85	−2.65	−2.76	−4.04
.05	−2.12	−1.51	−1.81	−2.04	−1.95	−2.00	−2.07	−1.92
.10	−1.56	−1.24	−1.42	−1.50	−1.56	−1.58	−1.66	−1.53
.25	−.78	−.76	−.74	−.76	−.83	−.88	−1.03	−.87

$\bar{\beta}$ (OLS)	−.01	−.05	−.08	−.10	−.11	−.13	−.11	−.11
$\bar{\beta}$ (adjusted)	.01	−.00	−.01	.00	.02	.03	.11	.17
$s(\beta)$	.15	.19	.20	.22	.23	.25	.25	.28
Fractile:								
.01	−.27	−.45	−.43	−.48	−.47	−.45	−.43	−.40
.05	−.24	−.31	−.34	−.35	−.35	−.34	−.30	−.24
.10	−.19	−.23	−.27	−.28	−.28	−.28	−.20	−.19
.25	−.10	−.14	−.16	−.16	−.15	−.17	−.08	−.02
.50	.00	−.02	.00	.00	.00	.01	.08	.12
.75	.10	.14	.14	.16	.18	.21	.26	.30
.90	.19	.26	.25	.28	.34	.37	.44	.56
.95	.24	.33	.32	.35	.42	.45	.53	.70
.99	.38	.44	.48	.53	.54	.60	.69	.90
	Mean, Standard Deviation, and Fractiles of t's for Test of Bias-adjusted $\beta = 0.0$							
Mean	.01	−.09	−.12	−.10	−.03	.05	.50	.84
Standard deviation	1.43	1.39	1.24	1.31	1.37	1.45	1.51	1.61
Fractile:								
.01	−2.87	−3.77	−3.29	−3.51	−3.62	−3.22	−3.40	−2.56
.05	−2.39	−2.53	−2.30	−2.48	−2.30	−2.25	−1.67	−1.21
.10	−1.90	−1.75	−1.78	−1.74	−1.83	−1.81	−1.13	−.84
.25	−1.02	−.99	−.96	−.88	−.83	−.91	−.38	−.10

NOTE.—The number of monthly returns per replication is 720. Monthly returns are summed to get overlapping monthly observations on T-year returns, $r(t, t + T)$, $T = 1, 2, \ldots, 10$. Sampling distributions of the slopes are based on 200 replications for the 1-, 2-, 8-, and 10-year regressions and 1,000 for the 3–6-year regressions. The log price in pt. A is a random walk with normal (0, 1) monthly returns. The log price in pt. B is a heteroscedastic random walk that changes the standard deviation of the white-noise returns every 2 years to approximate variation through time in stock return variances. Specifically, in each replication, the normal (0, 1) monthly returns in nonoverlapping 2-year periods, generated for the homoscedastic random walk, are multiplied by the standard deviation of the monthly returns on the equal-weighted NYSE market portfolio for the corresponding 2-year period.

TABLE A2

SUMMARY OF SIMULATIONS WHEN PRICES HAVE AR1 AND RANDOM-WALK COMPONENTS

$r(t, t + T) = \alpha + \beta r(t - T, t) + \epsilon(t, t + T)$

	RETURN HORIZON (Years)							
	1	2	3	4	5	6	8	10
	A. $\epsilon(t, t + T)$ HOMOSCEDASTIC (Constant Variance)							
β (true)	−.10	−.17	−.22	−.25	−.27	−.27	−.28	−.27
	Mean and Standard Deviation of β (OLS and Bias-adjusted)							
$\bar{\beta}$ (OLS)	−.12	−.20	−.24	−.28	−.31	−.33	−.36	−.38
$\bar{\beta}$ (adjusted)	−.10	−.15	−.17	−.18	−.18	−.17	−.14	−.10
$s(\beta)$	.10	.11	.15	.16	.18	.19	.22	.23
	Mean and Standard Deviation of t's for Test of OLS or Bias-adjusted $\beta = 0.0$							
Mean (OLS)	−1.22	−1.55	−1.59	−1.64	−1.66	−1.71	−1.82	−1.77
Standard deviation	.99	.92	1.08	1.10	1.13	1.14	1.41	1.37
Mean (adjusted)	−1.04	−1.21	−.92	−1.08	−1.00	−.90	−.84	−.58
Standard deviation	.99	.90	1.04	1.04	1.05	1.03	1.20	1.10
	B. $\epsilon(t, t + T)$ HETEROSCEDASTIC (Changing Variance)							
β (true)	−.10	−.17	−.22	−.25	−.27	−.27	−.28	−.27

$\bar{\beta}$ (OLS)	−.12	−.19	−.24	−.27	−.30	−.31	−.30	−.28
$\hat{\beta}$ (adjusted)	−.10	−.14	−.17	−.17	−.17	−.15	−.08	.01
$s(\beta)$	.14	.16	.17	.17	.18	.19	.22	.23
Fractile:								
.01	−.44	−.51	−.51	−.51	−.52	−.52	−.55	−.48
.05	−.34	−.40	−.43	−.44	−.45	−.44	−.41	−.34
.10	−.27	−.34	−.37	−.39	−.39	−.38	−.34	−.28
.25	−.19	−.26	−.28	−.29	−.29	−.29	−.23	−.18
.50	−.10	−.14	−.17	−.18	−.18	−.17	−.13	−.03
.75	−.01	−.04	−.04	−.06	−.06	−.03	.03	.10
.90	.10	.07	.06	.06	.07	.08	.18	.30
.95	.14	.13	.12	.12	.13	.18	.34	.40
.99	.18	.21	.25	.25	.27	.32	.44	.55
	Mean and Standard Deviation of t's for Test of OLS or Bias-adjusted $\beta = 0.0$							
Mean (OLS)	−1.23	−1.54	−1.62	−1.80	−1.96	−2.01	−1.82	−1.74
Standard deviation	1.50	1.33	1.30	1.31	1.37	1.47	1.42	1.51
Mean (adjusted)	−1.04	−1.19	−1.14	−1.18	−1.17	−1.06	−.58	−.13
Standard deviation	1.49	1.30	1.24	1.23	1.24	1.30	1.28	1.34
	Mean and Standard Deviation of t's for Test of OLS or Bias-adjusted $\beta = -0.5$							
Mean (OLS)	3.74	2.17	1.59	1.29	1.11	1.03	1.13	1.28
Standard deviation	1.19	1.00	.95	.95	1.00	1.09	1.24	1.40
Mean (adjusted)	3.93	2.52	2.08	1.91	1.90	1.98	2.36	2.89
Standard deviation	1.18	.98	.91	.91	.97	1.10	1.33	1.68

NOTE.—The AR1 parameter for the stationary component of the simulated monthly returns is .975, the monthly AR1 and random-walk shocks are independent, and the AR1 shock has twice the standard deviation of the random-walk shock. The model in pt. B is a heteroscedastic version of the model in pt. A, in which the standard deviations of both the random-walk and AR1 shocks change within each replication, as described for the second random-walk model in table A1.

A2 shows that simple OLS slopes are less biased when the true slopes are negative, and bias corrections relevant when the true slopes are 0.0 produce estimates biased toward 0.0. For example, the true 5-year slope in part B of table A2 is −0.27, the average of simple OLS slopes is −0.30, and the average bias-adjusted slope is −0.17. Thus simple OLS slopes are closer to unbiased when the log price has an important AR1 component.

References

Alexander, Sidney S. "Price Movements in Speculative Markets: Trends or Random Walks." *Indus. Management Rev.* 2 (May 1961): 7–26.

Banz, Rolf W. "The Relationship between Return and Market Value of Common Stocks." *J. Financial Econ.* 9 (March 1981): 3–18.

Bodie, Zvi. "Common Stocks as a Hedge against Inflation." *J. Finance* 31 (May 1976): 459–70.

Campbell, John Y. "Stock Returns and the Term Structure." *J. Financial Econ.* 18 (June 1987): 373–400.

Cochrane, John. "How Big Is the Random Walk Component in GNP?" Mimeographed. Chicago: Univ. Chicago, Dept. Econ., April 1986.

De Bondt, Werner F. M., and Thaler, Richard. "Does the Stock Market Overreact?" *J. Finance* 40 (July 1985): 793–805.

Fama, Eugene F. "Efficient Capital Markets: A Review of Theory and Empirical Work." *J. Finance* 25 (May 1970): 383–417.

———. "Stock Returns, Real Activity, Inflation, and Money." *A.E.R.* 71 (September 1981): 545–65.

Fama, Eugene F., and French, Kenneth R. "Dividend Yields and Expected Stock Returns." Mimeographed. Chicago: Univ. Chicago, Grad. School Bus., March 1987.

Fama, Eugene F., and Schwert, G. William. "Asset Returns and Inflatioh." *J. Financial Econ.* 5 (November 1977): 115–46.

French, Kenneth R., and Roll, Richard. "Stock Return Variances: The Arrival of Information and the Reaction of Traders." *J. Financial Econ.* 17 (September 1986): 5–26.

French, Kenneth R.; Schwert, G. William; and Stambaugh, Robert F. "Expected Stock Returns and Volatility." *J. Financial Econ.* 19 (September 1987): 3–30.

Hansen, Lars Peter. "Large Sample Properties of Generalized Method of Moments Estimators." *Econometrica* 50 (July 1982): 1029–54.

Hansen, Lars Peter, and Hodrick, Robert J. "Forward Exchange Rates as Optimal Predictors of Future Spot Rates: An Econometric Analysis." *J.P.E.* 88 (October 1980): 829–53.

Huberman, Gur, and Kandel, Shmuel. "A Size Based Stock Returns Model." Working Paper no. 148. Chicago: Univ. Chicago, Grad. School Bus., Center Res. Security Prices, October 1985.

Huizinga, John. "Tests of Market Efficiency in Models with Multiperiod Forecasts." Mimeographed. Chicago: Univ. Chicago, Grad. School Bus., February 1984.

Jaffe, Jeffrey F., and Mandelker, Gershon. "The 'Fisher Effect' for Risky Assets: An Empirical Investigation." *J. Finance* 31 (May 1976): 447–58.

Keim, Donald B., and Stambaugh, Robert F. "Predicting Returns in the Stock and Bond Markets." *J. Financial Econ.* 17 (December 1986): 357–90.

Kendall, M. G. "Note on Bias in the Estimation of Autocorrelation." *Biometrika* 41, pts. 3, 4 (1954): 403–4.

King, Benjamin F. "Market and Industry Factors in Stock Price Behavior." *J. Bus.* 39 (January 1966): 139–90.

Lo, Andrew W., and MacKinlay, A. Craig. "Stock Market Prices Do Not Follow Random Walks: Evidence from a Simple Specification Test." Mimeographed. Philadelphia: Univ. Pennsylvania, Wharton School, December 1986.

Marriot, F. H. C., and Pope, J. A. "Bias in the Estimation of Autocorrelations." *Biometrika* 41, pts. 3, 4 (1954): 390–402.

Nelson, Charles R. "Inflation and Rates of Return on Common Stocks." *J. Finance* 31 (May 1976): 471–83.

Officer, Robert R. "The Variability of the Market Factor of the New York Stock Exchange." *J. Bus.* 46 (July 1973): 434–53.

Poterba, James M., and Summers, Lawrence. "Mean Reversion in Stock Returns: Evidence and Implications." Mimeographed. Cambridge, Mass.: NBER, March 1987.

Summers, Lawrence H. "Does the Stock Market Rationally Reflect Fundamental Values?" *J. Finance* 41 (July 1986): 591–601.

White, Halbert. "A Heteroskedasticity-Consistent Covariance Matrix Estimator and a Direct Test for Heteroskedasticity." *Econometrica* 48 (May 1980): 817–38.

APPENDIX 87.2

Journal of Financial Economics 22 (1988) 27–59, North-Holland

MEAN REVERSION IN STOCK PRICES
Evidence and Implications*

James M. POTERBA

Massachusetts Institute of Technology, Cambridge, MA 02139, USA
National Bureau of Economic Research, Cambridge, MA 02138, USA

Lawrence H. SUMMERS

Harvard University, Boston, MA 02138, USA
National Bureau of Economic Research, Cambridge, MA 02138, USA

Received August 1987, final version received March 1988

This paper investigates transitory components in stock prices. After showing that statistical tests have little power to detect persistent deviations between market prices and fundamental values, we consider whether prices are mean-reverting, using data from the United States and 17 other countries. Our point estimates imply positive autocorrelation in returns over short horizons and negative autocorrelation over longer horizons, although random-walk price behavior cannot be rejected at conventional statistical levels. Substantial movements in required returns are needed to account for these correlation patterns. Persistent, but transitory, disparities between prices and fundamental values could also explain our findings.

1. Introduction

The extent to which stock prices exhibit mean-reverting behavior is crucial in assessing assertions such as Keynes' (1936) that 'all sorts of considerations enter into market valuation which are in no way relevant to the prospective yield' (p. 152). If market and fundamental values diverge, but beyond some range the differences are eliminated by speculative forces, then stock prices will revert to their mean. Returns must be negatively serially correlated at

*We are grateful to Changyong Rhee, Jeff Zweibel and, especially, David Cutler for excellent research assistance, to Ben Bernanke, Fischer Black, Olivier Blanchard, John Campbell, Robert Engle, Eugene Fama, Terence Gorman, Pete Kyle, Andrew Lo, Greg Mankiw, Robert Merton, Julio Rotemberg, Kenneth Singleton, Mark Watson, an anonymous referee, and the editor, William Schwert, for helpful comments, and to James Darcel and Matthew Shapiro for data assistance. This research was supported by the National Science Foundation and a Batterymarch Financial Fellowship to the first author, and is part of the NBER Programs in Economic Fluctuations and Financial Markets. A data appendix is on file with the ICPSR in Ann Arbor, Michigan.

0304-405X/88/$3.50 © 1988, Elsevier Science Publishers B.V. (North-Holland)

some frequency if 'erroneous' market moves are eventually corrected.[1] Merton (1987) notes that reasoning of this type has been used to draw conclusions about market valuation from failure to reject the absence of negative serial correlation in returns. Conversely, the presence of negative autocorrelation may signal departures from fundamental values, although it could also arise from variation in risk factors over time.

Our investigation of mean reversion in stock prices is organized as follows. Section 2 evaluates alternative statistical tests for transitory price components. We find that variance-ratio tests of the type used by Fama and French (1986a) and Lo and MacKinlay (1988) are close to the most powerful tests of the null hypothesis of market efficiency with constant required returns against plausible alternative hypotheses such as the fads model suggested by Shiller (1984) and Summers (1986). These tests nevertheless have little power, even with monthly data for a 60-year period. We conclude that a sensible balancing of Type I and Type II errors suggests using critical values above the conventional 0.05 level.

Section 3 examines the extent of mean reversion in stock prices. For the U.S. we analyze monthly data on real and excess New York Stock Exchange (NYSE) returns since 1926, as well as annual returns data for the 1871–1985 period. We also analyze 17 other equity markets and study the mean-reverting behavior of individual corporate securities in the U.S. The results consistently suggest the presence of transitory components in stock prices, with returns showing positive autocorrelation over short periods but negative autocorrelation over longer periods.

Section 4 uses our variance-ratio estimates to gauge the significance of transitory price components. For the U.S. we find the standard deviation of the transitory price component varies between 15% and 25% of value, depending on our assumption about its persistence. The point estimates imply that transitory components account for more than half of the monthly return variance, a finding confirmed by international evidence.

Section 5 investigates whether observed patterns of mean reversion and the associated movements in *ex ante* returns are better explained by shifts in required returns due to changes in interest rates or market volatility or as byproducts of noise trading.[2] We argue that it is difficult to account for observed transitory components on the basis of changes in discount rates. The

[1] Stochastic speculative bubbles, considered by Blanchard and Watson (1982), could create deviations between market prices and fundamental values without negative serial correlation in returns. In the presence of any limits on valuation errors set by speculators or real investment opportunities, however, such bubbles could not exist.

[2] Noise traders are investors whose demands for securities are best treated as exogenous, rather than the result of maximizing a conventional utility function using rational expectations of the return distribution. Black (1986), Campbell and Kyle (1986), DeLong et al. (1987), and Shiller (1984) discuss a variety of possible models for noise trader behavior.

conclusion discusses some implications of our results and directions for future research.

2. Methodological issues involved in testing for transitory components

A vast literature dating at least to Kendall (1953) has tested the efficient-markets/constant-required-returns model by examining individual autocorrelations in security returns. The early literature, surveyed in Fama (1970), found little evidence of patterns in security returns and is frequently adduced in support of the efficient-markets hypothesis. Recent work by Shiller and Perron (1985) and Summers (1986) has shown that such tests have relatively little power against interesting alternatives to the null hypothesis of market efficiency with constant required returns. Several recent studies using new tests for serial dependence have nonetheless rejected the random-walk model.[3]

This section begins by describing several possible tests for the presence of stationary stock-price components, including those used in recent studies. We then present Monte Carlo evidence on each test's power against plausible alternatives to the null hypothesis of serially independent returns. Even the most powerful tests have little power against these alternatives to the random walk when we specify the conventional size of 0.05. We conclude with a discussion of test design when the data can only weakly differentiate alternative hypotheses, addressing in particular the degree of presumption that should be accorded to our null hypothesis of serially independent returns.

2.1. *Test methods*

Recent studies use different but related tests for mean reversion. Fama and French (1986a) and Lo and MacKinlay (1988) compare the relative variability of returns over different horizons using variance-ratio tests. Fama and French (1988b) use regression tests that also involve studying the serial correlation in multiperiod returns. Campbell and Mankiw (1987) study the importance of transitory components in real output using parametric ARMA models. Each of these approaches involves using a particular function of the sample autocorrelations to test the hypothesis that all autocorrelations equal zero.

The variance-ratio test exploits the fact that if the logarithm of the stock price, including cumulated dividends, follows a random walk, the return

[3]Fama (1976) acknowledges the difficulty of distinguishing the random-walk model from some alternative specifications. In addition to the recent work of Fama and French (1988b) and Lo and MacKinlay (1988), O'Brien (1987) demonstrates the presence of negative serial correlation at very long (up to twenty-year) horizons. Huizinga (1987) provides a spectral interpretation of the variance-ratio estimator and reports evidence that exchange rates also show long-horizon deviations from random-walk behavior.

variance should be proportional to the return horizon.[4] We study the variability of returns at different horizons, in relation to the variation over a one-year period.[5] For monthly returns, the variance-ratio statistic is therefore

$$VR(k) = \frac{\mathrm{var}(R_t^k)}{k} \Big/ \frac{\mathrm{var}(R_t^{12})}{12}, \tag{1}$$

where

$$R_t^k = \sum_{l=0}^{k-1} R_{t-l},$$

R_t denoting the total return in month t. This statistic converges to unity if returns are uncorrelated through time. If some of the price variation is due to transitory factors, however, autocorrelations at some lags will be negative and the variance ratio will fall below one. The statistics reported below are corrected for small-sample bias by dividing by $E[VR(k)]$.[6]

The variance ratio is closely related to earlier tests based on estimated autocorrelations. Using Cochrane's (1988) result that the ratio of the k-month return variance to k times the one-month return variance is approximately equal to a linear combination of sample autocorrelations, (1) can be written

$$VR(k) = 1 + 2\sum_{j=1}^{k-1}\left(\frac{k-j}{k}\right)\hat{\rho}_j - 2\sum_{j=1}^{11}\left(\frac{12-j}{12}\right)\hat{\rho}_j. \tag{2}$$

The variance ratio places increasing positive weight on autocorrelations up to and including lag 11, with declining positive weight thereafter. Our variance ratios for k-period annual returns place declining weight on all autocorrelations up to order k.

A second test for mean reversion, used by Fama and French (1988b), regresses multiperiod returns on lagged multiperiod returns. If $\bar{R}_t^k$ denotes the

[4] Testing the relationship between the variability of returns at different horizons has a long tradition: see Osborne (1959) and Alexander (1961).

[5] We use twelve-month returns in the denominator of the variance ratio to permit comparability with our results using annual returns data. With annual data, the variance-ratio denominator is $\mathrm{var}(R_t)$.

[6] Kendall and Stuart (1976) show that under weak restrictions, the expected value of the jth sample autocorrelation is $-1/(T-j)$. Using this result, we compute $E[VR(k)]$. When the horizon of the variance ratio is large in relation to the sample size, this can be substantially less than unity. For example, with $T = 720$ and $k = 60$, the bias is -0.069. It rises to -0.160 if $k = 120$. Detailed Monte Carlo analysis of the variance-ratio statistic may be found in Lo and MacKinlay (1988).

de-meaned k-period return, the regression coefficient is

$$\hat{\beta}_k = \sum_{t=2k}^{T} \left(\bar{R}_t^k \bar{R}_{t-k}^k\right) \Big/ \sum_{t=2k}^{T} \left(\bar{R}_{t-k}^k\right)^2. \tag{3}$$

This statistic applies negative weight to autocorrelations up to order $2k/3$, followed by increasing positive weight up to lag k, followed by decaying positive weights.[7] Fama and French (1988b) report regression tests because they reject the null hypothesis of serially independent returns more strongly than the variance-ratio test. This is the result of the actual properties of the returns data, not a general rule about the relative power of the two tests. We show below that returns display positive, then negative, serial correlation as the horizon lengthens. In this case the regression test, by virtue of its negative, then positive, weights on sample autocorrelations, will reject the null hypothesis of serial independence more often than the variance-ratio test.

A third method of detecting mean reversion involves estimating parametric time-series models for returns, or computing likelihood-ratio tests of the null hypothesis of serial independence against particular parametric alternatives. Because returns are nearly white noise under both the null hypothesis and the alternatives we consider, standard ARMA techniques often fail.[8] When they are feasible, however, the Neyman–Pearson lemma dictates that the likelihood-ratio test is the most powerful test of the null of serial independence against the particular alternative that generated the data, so its Type II error rate is a lower bound on the error rates that other tests with the same size could achieve. In practice, this bound is unlikely to be achieved, since we do not know the precise data-generation process.

2.2. *Power calculations*

We analyze the power of tests for transitory components against the alternative hypotheses that Summers (1986) suggests, where the logarithm of stock prices (p_t) embodies both a permanent (p_t^*) and a transitory (u_t)

[7] Further details on the relationship between regression tests and the sample autocorrelogram are presented in an earlier draft, available on request.

[8] We tried estimating ARMA models for the pseudo-returns generated in our Monte Carlo study. Although these data were generated by an ARMA(1,1) model with first-order autoregressive and moving-average coefficients of roughly equal but opposite signs, standard ARMA estimation packages (i.e., RATS) had difficulty recovering this process. For example, with three-quarters of the variation in returns due to transitory factors, the estimation package encountered noninvertibilities in the moving-average polynomial and therefore broke down in more than a third of all Monte Carlo runs. Less than 10% of the cases led to well-estimated parameters that were close to those from the data-generation process.

component. We assume that $p_t = p_t^* + u_t$. If the stationary component is an AR(1) process

$$u_t = \rho_1 u_{t-1} + \nu_t, \tag{4}$$

and $\varepsilon_t = p_t^* - p_{t-1}^*$ denotes the innovation to the nonstationary component, then

$$\Delta p_t = \varepsilon_t + (1 - L)(1 - \rho_1 L)^{-1} \nu_t. \tag{5}$$

If ν_t and ε_t are independent, Δp_t follows an ARMA (1,1) process.[9] This description of returns allows us to capture in a simple way the possibility that stock prices contain transitory, but persistent, components. The parameter ρ_1 determines the persistence of the transitory component, and the share of return variation due to transitory factors is determined by the relative size of σ_ε^2 and σ_ν^2.

We perform Monte Carlo experiments by generating 25,000 sequences of 720 returns, the number of monthly observations in the Center for Research in Securities Prices (CRSP) data base.[10] We set $\sigma_\varepsilon^2 = 1$ so that the variance of returns (Δp_t) equals $1 + 2\sigma_\nu^2/(1 + \rho_1)$ and set parameters for the return-generating process by choosing ρ_1 and $\delta = 2\sigma_\nu^2/(1 + \rho_1 + 2\sigma_\nu^2)$. The parameter δ denotes the share of return variance accounted for by the stationary component; δ and ρ_1 determine σ_ν^2. We consider cases where δ equals 0.25 and 0.75. We set ρ_1 equal to 0.98 for both cases, implying that innovations in the transitory price component have a half-life of 2.9 years.

In evaluating Type II error rates, the probability of failing to reject the null hypothesis when it is false, we use the empirical distribution of the test statistic generated with $\delta = 0$ to determine the critical region for a one-sided 0.05 test of the random-walk null against the mean-reverting alternative. The panels of table 1 report Type II error rates for each test when the data are generated by the process indicated at the column head. The mean value of the test statistic under the alternative hypothesis is also reported.

The first row in table 1 analyzes a test based on the first-order autocorrelation coefficient. As Shiller and Perron (1985) and Summers (1986) observe, this

[9] The parameters of the ARMA(1,1) model $(1 - \phi L)\Delta p_t = (1 + \theta L) w_t$ are

$$\phi = \rho_1,$$
$$\theta = \left(-(1 + \rho_1^2) - 2\sigma_\nu^2 + (1 - \rho_1)\left[4\sigma_\nu^2 + (1 + \rho_1)^2\right]^{1/2} \right) / (2\sigma_\nu^2 + 2\rho_1),$$
$$\sigma_w^2 = -(\rho_1 + \sigma_\nu^2)/\theta.$$

[10] In practice we draw 720 *pairs* of random variables, associate them with (ε_t, ν_t), and then construct Δp_t.

Table 1

Simulated Type II error rates of alternative tests for transitory components in security returns.

Each row describes the statistical properties of a particular test for mean reversion. All tabulations are based on one set of 25,000 Monte Carlo experiments using 720 monthly returns generated by the process described at the column heading. Both underlying processes are ARMA(1,1), with parameters set by δ, the share of return variation due to transitory components, and ρ_1, the monthly serial correlation of the transitory component. Each test we analyze has size 0.05.

Test statistic and return measurement interval	Parameters of return-generating process			
	$\rho_1 = 0.98$ $\delta = 0.25$		$\rho_1 = 0.98$ $\delta = 0.75$	
	Type II error rate	Mean value of test statistic	Type II error rate	Mean value of test statistic
First-order autocorrelation	0.941	−0.002	0.924	−0.007
Variance ratio				
24 months	0.933	0.973	0.863	0.927
36 months	0.931	0.952	0.844	0.867
48 months	0.929	0.935	0.839	0.815
60 months	0.927	0.920	0.820	0.771
72 months	0.925	0.906	0.814	0.733
84 months	0.927	0.894	0.814	0.700
96 months	0.929	0.884	0.813	0.670
Return regression				
12 months	0.933	−0.044	0.863	−0.089
24 months	0.929	−0.080	0.842	−0.158
36 months	0.929	−0.112	0.841	−0.210
48 months	0.934	−0.141	0.856	−0.250
60 months	0.934	−0.167	0.868	−0.282
72 months	0.941	−0.194	0.887	−0.308
84 months	0.941	−0.221	0.903	−0.332
96 months	0.943	−0.250	0.914	−0.354
LR test	0.924	1.244	0.760	4.497

test has minimal power against the alternative hypotheses we consider. The Type II error rate for a size 0.05 test is 0.941 (0.924) when one-quarter (three-quarters) of the variation in returns is from the stationary component (i.e., $\delta = 0.25$ and $\delta = 0.75$).

The next panel in table 1 considers variance-ratio tests comparing return variances for several different horizons, indexed by k, with one-period return variances. The variance-ratio tests are more powerful than tests based on first-order autocorrelation coefficients, but they still have little power to detect persistent, but transitory, return components. When one-quarter of the return variation is due to transitory factors ($\delta = 0.25$), the Type II error rate never falls below 0.81. It is useful in considering the empirical results below to note

that when the transitory component in prices has a half-life of less than three years and accounts for three-quarters of the variation in returns ($\delta = 0.75$), the variance ratio at 96 months is 0.67.

The next panel in table 1 shows Type II error rates for the long-horizon regression tests. The results are similar to those for variance ratios, although the regression tests appear to be somewhat less powerful against our alternative hypotheses. For example, the best variance-ratio test against the $\delta = 0.25$ case has a Type II error rate of 0.925, compared with 0.929 for the most powerful regression test.

The final panel of the table presents results on likelihood-ratio tests.[11] Although these are more powerful than the variance-ratio tests, with Type II error rates of 0.922 in the $\delta = 0.25$ case and 0.760 in the $\delta = 0.75$ case, the error rates are still high. Even the best possible tests therefore have little power to distinguish the random-walk model of stock prices from alternatives that imply highly persistent, yet transitory, price components.

One potential shortcoming of our Monte Carlo analysis is our assumption of homoskedasticity in the return-generating process. To investigate its importance, we fit a first-order autoregressive model to monthly data on the logarithm of volatility.[12] We expand our Monte Carlo experiments to allow σ_t^2 to vary through time according to this process. The Type II error calculations from the resulting simulations are similar to those in table 1. Fig. 1 illustrates this, showing the empirical distribution function for the 96-month variance ratio in both the homoskedastic and heteroskedastic cases.

2.3. *Evaluating statistical significance*

For most of the tests described above, the Type II error rate would be between 0.85 and 0.95 if the Type I error rate were set at the conventional 0.05 level. Leamer (1978) echoes a point made in most statistics courses when he writes that 'the [popular] rule of thumb, setting the significance level arbitrarily at 0.05, is... deficient in the sense that from every reasonable viewpoint the significance level should be a decreasing function of sample size' (p. 92). For the case where three-quarters of the return variation is due to transitory

[11] The likelihood value under each hypothesis is evaluated using Harvey's (1981) exact maximum likelihood method. Because estimating the mean induces a small-sample bias toward negative autocorrelations, even under the null hypothesis of serial independence the mean likelihood ratios for each alternative hypothesis are above one.

[12] The estimated volatility process that we use for our simulations is

$$\log(\sigma_t^2) = -2.243 + 0.7689 \cdot \log(\sigma_{t-1}^2) + \omega_t,$$

where ω_t has a normal distribution with mean zero and standard deviation 0.691. The monthly volatility data are described in French, Schwert, and Stambaugh (1987).

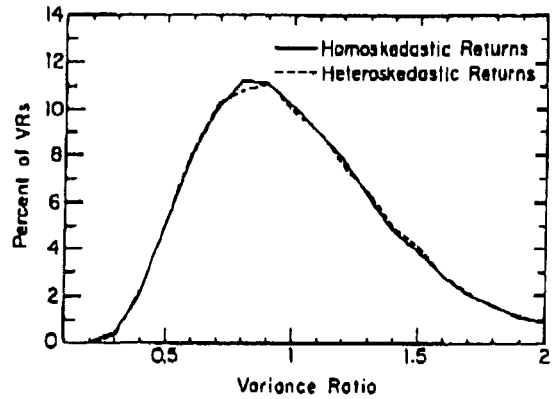

Fig. 1. Empirical distribution of 96-month variance-ratio statistic with homoskedastic and heteroskedastic returns.

The solid curve shows the empirical distribution of the 96-month variance-ratio statistic, calculated from 25,000 replications of 720-observation time series under the null hypothesis of serially independent draws from an identical distribution. The broken curve presents a similar empirical distribution calculated from the same number of Monte Carlo draws, but allowing for heteroskedasticity in the simulated returns. The logarithm of the simulated return variance evolves through time as noted in footnote 12.

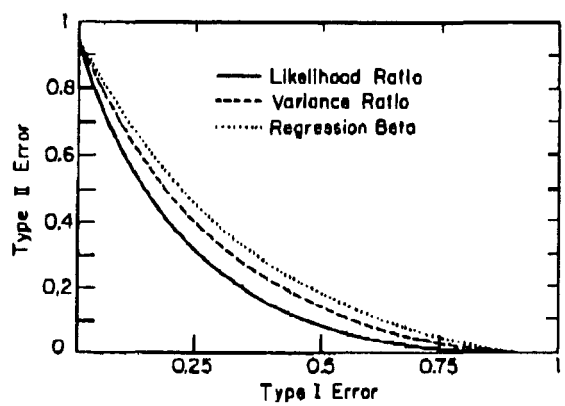

Fig. 2. Type II versus Type I error rates for three alternative tests of mean reversion.

Each curve displays the tradeoff between Type I and Type II error rates for a particular test of mean reversion in stock returns. Critical regions for each test are found using simulated empirical distributions for the variance-ratio, regression-beta, and likelihood-ratio tests under the null hypothesis of serially independent, homoskedastic returns. The Type II error rate for each test under the alternative hypothesis of $\delta = 0.75$, $\rho_1 = 0.98$ is calculated using another set of simulated empirical distributions. Under both the null and the alternative hypothesis, the empirical distributions are calculated using 25,000 replications of 720-observation time series for synthetic returns. For variance-ratio, regression-beta, and likelihood-ratio tests with given Type I error rates shown along the horizontal axis, the figure shows the associated Type II error rate against the alternative hypothesis.

factors, fig. 2 depicts the attainable tradeoff between Type I and Type II errors for the most powerful variance-ratio and regression tests, as well as for the likelihood-ratio test. The Type II error curve for the variance-ratio test lies between the frontiers attainable using regression and likelihood-ratio tests. For the variance-ratio test, a 0.40 significance level is appropriate if the goal is to minimize the sum of Type I and Type II errors. To justify using the conventional 0.05 test, one would have to assign three times as great a cost to Type I as to Type II errors.

Since there is little theoretical basis for strong attachment to the null hypothesis that stock prices follow a random walk, significance levels in excess of 0.05 seem appropriate in evaluating the importance of transitory components in stock prices. Many asset-pricing models, involving rational and irrational behavior, suggest the presence of transitory components and time-varying returns. Furthermore, the same problems of statistical power that plague our search for transitory components complicate investors' lives, so it may be difficult for speculative behavior to eliminate these components. The only solution to the problem of low power is the collection of more data. In the next section, we bring to bear as much data as possible in evaluating the importance of transitory components.

3. Statistical evidence on mean reversion

This section uses variance-ratio tests to analyze the importance of stationary components in stock prices. We analyze excess and real returns using four major data sets: monthly returns on the NYSE for the period since 1926, annual returns on the Standard and Poor's–Cowles stock price indices for the period since 1871, post-World War II monthly stock returns for 17 stock markets outside the U.S., and returns on individual firms in the U.S. for the post-1926 period.

3.1. Monthly NYSE returns, 1926–1985

We begin by analyzing monthly returns on both the value-weighted and equal-weighted NYSE indices from the CRSP data base for the 1926–1985 period. We consider excess returns with the risk-free rate measured as the Treasury bill yield, as well as real returns measured using the Consumer Price Index (CPI) inflation rate. The variance-ratio statistics for these series are shown in table 2. We confirm the Fama and French (1988b) finding that both real and excess returns at long horizons show negative serial correlation. Eight-year returns are about four rather than eight times as variable as one-year returns. Despite the low power of our tests, the null hypothesis of serial independence is rejected at the 0.08 level for value-weighted excess

Table 2

Variance ratios for U.S. monthly data, 1926–1985.

Calculations are based on the monthly returns for the value-weighted and equal-weighted NYSE portfolios, as reported in the CRSP monthly returns file. The variance-ratio statistic is defined as $VR(k) = (12/k) \cdot \mathrm{var}(R^k)/\mathrm{var}(R^{12})$, where R^j denotes returns over a j-period measurement interval. Values in parentheses are Monte Carlo estimates of the standard error of the variance ratio, based on 25,000 replications under the null hypothesis of serially independent returns. Each variance ratio is corrected for small-sample bias by dividing by the mean value from Monte Carlo experiments under the null hypothesis of no serial correlation.

Data series	Annual return standard deviation	Return measurement interval							
		1 month	24 months	36 months	48 months	60 months	72 months	84 months	96 months
Value-weighted real returns	20.6%	0.797 (0.150)	0.973 (0.108)	0.873 (0.177)	0.747 (0.232)	0.667 (0.278)	0.610 (0.320)	0.565 (0.358)	0.575 (0.394)
Value-weighted excess returns	20.7%	0.764 (0.150)	1.036 (0.108)	0.989 (0.177)	0.917 (0.232)	0.855 (0.278)	0.781 (0.320)	0.689 (0.358)	0.677 (0.394)
Equal-weighted real returns	29.6%	0.809 (0.150)	0.963 (0.108)	0.835 (0.177)	0.745 (0.232)	0.642 (0.278)	0.522 (0.320)	0.400 (0.358)	0.353 (0.394)
Equal-weighted excess returns	29.6%	0.785 (0.150)	1.010 (0.108)	0.925 (0.177)	0.878 (0.232)	0.786 (0.278)	0.649 (0.320)	0.487 (0.358)	0.425 (0.394)

returns and at the 0.005 level for equal-weighted excess returns.[13] Mean reversion is more pronounced for the equal-weighted than for the value-weighted returns, but the variance ratios at long horizons are well below unity for both.

The variance ratios also suggest positive return autocorrelation at horizons shorter than one year. The variance of the one-month return on the equal-weighted index is only 0.79 times as large as the variability of twelve-month returns implies it should be. A similar conclusion applies to the value-weighted index. This finding of first positive then negative serial correlation parallels Lo and MacKinlay's (1988) result that variance ratios exceed unity in their weekly data, whereas variance ratios fall below one in other studies concerned with longer horizons.[14]

One potential difficulty in interpreting our finding of positive serial correlation at short horizons concerns nontrading effects. If some of the securities in

[13] These p-values are calculated from the empirical distribution of our test statistic, based on Monte Carlo results. They permit rejection at lower levels than would be possible using the normal approximation to the distribution of the variance ratio, along with the Monte Carlo estimates of the standard deviation of the variance ratio. Further details are available on request.

[14] French and Roll (1986) apply variance-ratio tests to daily returns for a sample of NYSE and AMEX stocks for the period 1963–1982. They find evidence of negative serial correlation, especially among smaller securities. The divergence between their findings and those of Lo and MacKinlay (1988) is presumably due to differences in the two data sets.

the market index trade infrequently, returns will show positive serial correlation. We doubt this explanation of our results since we are analyzing monthly returns. Nontrading at this frequency is likely to affect only a small fraction of securities, whereas accounting for the degree of positive correlation we observe would require that one security in ten typically did not trade in a given month. We also investigated the incidence of nontrading in a portfolio similar to the value-weighted index by analyzing daily returns on the Standard and Poor's Index [see Poterba and Summers (1986)] for the period 1928–1986. The first-order autocorrelation coefficient for daily returns is only 0.064, and grouping returns into nonoverlapping five-day periods yields a first-order autocorrelation coefficient of −0.009. This suggests that autocorrelation patterns in monthly returns are not likely to be due to infrequent trading.

A second issue that arises in analyzing the post-1926 data is the sensitivity of the findings to inclusion or exclusion of the Depression years. A number of previous studies, such as Officer (1973), have documented the unusual behavior of stock price volatility during the early 1930s. One could argue for excluding these years from analyses designed to shed light on current conditions, although the sharp increase in market volatility in the last quarter of 1987 undercuts this view. The counterargument suggesting inclusion of this period is that the 1930s, by virtue of the large movements in prices, contain a great deal of information about the persistence of price shocks. We explored the robustness of our findings by truncating the sample period at both the beginning and the end. Excluding the first ten years weakens the evidence for mean reversion at long horizons. The results for both equal-weighted real and excess returns are robust to the sample choice, with variance ratios of 0.587 and 0.736 at the 96-month horizon, but the long-horizon variance ratios on the value-weighted index rise to 0.97 and 1.10, respectively. The one-month variance ratios are not substantially changed by treatment of the early years. For the post-1936 period, the one-month variance ratios are 0.782 and 0.825 for value- and equal-weighted real returns and 0.833 and 0.851 for value- and equal-weighted excess returns.[15] Truncating the sample to exclude the last ten years of data strengthens the evidence for mean reversion.

3.2. *Historical data for the United States*

The CRSP data are the best available for analyzing recent U.S. experience, but the low power of available statistical tests and data-mining risks stressed by Merton (1987) suggest the value of examining other data as well. We

[15] We also experimented with crude techniques for accounting for time-varying stock market volatility in estimating variance ratios. Estimating sample autocorrelations with a heteroskedasticity correction based on French, Schwert, and Stambaugh's (1987) estimate of the previous month's return volatility effectively reduces the weight of the early Depression years, yielding variance-ratio estimates closer to unity.

Table 3

Variance ratios for U.S. data, 1871–1985.

Each entry is a bias-adjusted variance ratio with a mean of unity under the null hypothesis. The variance-ratio statistic is defined as $VR(k) = (12/k) \cdot \mathrm{var}(R^k)/\mathrm{var}(R^{12})$, where R^j denotes the return measured over a j-month interval. Values in parentheses are Monte Carlo standard deviations of the variance ratio, based on 25,000 replications under the null hypothesis of serial independence. The underlying data are annual returns on the Standard and Poor's composite stock index, backdated to 1871 using the Cowles data as reported in Wilson and Jones (1987).

Data series	Annual return standard deviation	Return measurement interval						
		24 months	36 months	48 months	60 months	72 months	84 months	96 months
Excess returns 1871–1925	16.2%	0.915 (0.140)	0.612 (0.210)	0.591 (0.265)	0.601 (0.313)	0.464 (0.358)	0.425 (0.398)	0.441 (0.436)
Real returns 1871–1925	17.2%	0.996 (0.140)	0.767 (0.210)	0.806 (0.265)	0.847 (0.313)	0.737 (0.358)	0.737 (0.398)	0.807 (0.436)
Excess returns 1871–1985	18.9%	1.047 (0.095)	0.922 (0.143)	0.929 (0.179)	0.913 (0.211)	0.856 (0.240)	0.821 (0.266)	0.833 (0.290)
Real returns 1871–1985	19.0%	1.035 (0.095)	0.880 (0.143)	0.876 (0.179)	0.855 (0.211)	0.797 (0.240)	0.769 (0.266)	0.781 (0.290)

therefore consider real and excess returns based on the Standard and Poor's–Cowles Commission stock price indices, revised by Wilson and Jones (1987), which are available beginning in 1871. These data have rarely been used in studies of the serial correlation properties of stock returns, although they have been used in some studies of stock market volatility, such as Shiller (1981).

The results are presented in table 3. For the pre-1925 period, excess returns display negative serial correlation at long horizons. For real returns, however, the pattern is weaker. Although the explanation for this phenomenon is unclear, it appears to result from the volatility of the CPI inflation rate in the years before 1900. This may make the *ex post* inflation rate an unreliable measure of expected inflation during this period. The two lower rows in table 3 present results for the full 1871–1985 sample period. Both series show negative serial correlation at long lags, but real and excess returns provide less evidence of mean reversion than the monthly post-1925 CRSP data.[16]

3.3. Equity markets outside the United States

Additional evidence on mean reversion can be obtained by analyzing the behavior of equity markets outside the U.S. We analyze returns in Canada for

[16] The variance ratio for the full sample (1871–1985) period is not a simple weighted average of the variance ratios for the two subperiods, pre- and post-1926. The 96-month variance ratios for the post-1926 period excess and real S&P data, for example, are 0.463 and 0.731, respectively.

Table 4

Variance ratios for international data on real monthly returns.

Each entry reports the variance-ratio statistic (or in the bottom panel, average of variance-ratio statistics) for a particular nation and return horizon. The variance ratio is defined by $VR(k) = (12/k) \cdot \mathrm{var}(R^k)/\mathrm{var}(R^{12})$, where R^j denotes the real return over a j-month measurement interval. Data underlying the variance ratios are real dividend-exclusive returns, calculated from share price indices in the International Monetary Funds' *International Financial Statistics*. For most countries the monthly IMF data span the period 1957:1–1986:12; other data ranges are noted. Values in parentheses are Monte Carlo standard deviations of the variance-ratio statistics (and standard deviations for the averages in the last three rows). For the averages, these are computed allowing for a constant correlation across countries. If this correlation was estimated to be negative, we assume it is zero. In all cases except those marked with an asterisk (*) the data are monthly averages of daily or weekly values. The U.K. data are point-sampled but only at the end of each year. The variance ratios are corrected for the time aggregation induced by averaging closing values of the index within each month.

Return series Country/sample	Annual return standard deviation	Return measurement interval: 1 month	24 months	36 months	48 months	60 months	72 months	84 months	96 months
Canada/1919–1986	20.1%	0.711*	1.055	0.998	0.912	0.799	0.692	0.617	0.575
(capital gains only)		(0.141)	(0.102)	(0.166)	(0.218)	(0.261)	(0.301)	(0.336)	(0.370)
U.K./1939–1986	20.9%	0.832	0.987	0.868	0.740	0.752	0.807	0.806	0.794
		(0.167)	(0.125)	(0.198)	(0.259)	(0.317)	(0.358)	(0.400)	(0.440)
Austria/1957–1986	21.4%	0.663	1.205	1.206	1.132	0.864	0.666	0.582	0.502
(capital gains only)		(0.214)	(0.156)	(0.254)	(0.334)	(0.403)	(0.464)	(0.518)	(0.566)
Belgium/1957–1986	17.0%	0.718*	1.054	1.137	1.121	1.060	0.876	0.807	0.776
(capital gains only)		(0.214)	(0.156)	(0.254)	(0.334)	(0.403)	(0.464)	(0.518)	(0.566)
Colombia/1959–1983	21.4%	1.223	0.822	0.743	0.724	0.583	0.477	0.386	0.180
(capital gains only)		(0.214)	(0.156)	(0.254)	(0.334)	(0.403)	(0.464)	(0.518)	(0.566)
Germany/1957–1986	23.8%	0.610	1.309	1.251	0.987	0.747	0.687	0.581	0.462
(capital gains only)		(0.214)	(0.156)	(0.254)	(0.334)	(0.403)	(0.464)	(0.518)	(0.566)
Finland/1957–1986	22.1%	0.504	1.141	1.262	1.396	1.463	1.381	1.215	1.014
(capital gains only)		(0.214)	(0.156)	(0.254)	(0.334)	(0.403)	(0.464)	(0.518)	(0.566)

France/1957–1986 (capital gains only)	23.6%	0.874* (0.214)	0.961 (0.156)	0.914 (0.254)	0.865 (0.334)	0.607 (0.403)	0.460 (0.464)	0.433 (0.518)	0.438 (0.566)
India/1957–1986 (capital gains only)	15.6%	0.752 (0.214)	0.985 (0.156)	0.974 (0.254)	0.942 (0.334)	0.823 (0.403)	0.767 (0.464)	0.619 (0.518)	0.596 (0.566)
Japan/1957–1986 (capital gains only)	20.0%	0.870 (0.214)	1.135 (0.155)	1.015 (0.254)	0.927 (0.334)	0.803 (0.403)	0.691 (0.464)	0.595 (0.518)	0.538 (0.567)
Netherlands/1957–1986 (capital gains only)	20.0%	0.710 (0.214)	1.238 (0.155)	1.263 (0.254)	1.217 (0.334)	1.083 (0.403)	1.047 (0.464)	0.894 (0.518)	0.741 (0.567)
Norway/1957–1986 (capital gains only)	24.2%	0.601 (0.214)	1.033 (0.155)	0.961 (0.254)	0.926 (0.334)	0.844 (0.403)	0.825 (0.464)	0.840 (0.518)	0.784 (0.567)
Phillipines/1957–1986 (capital gains only)	29.7%	0.910 (0.214)	0.908 (0.155)	0.749 (0.254)	0.707 (0.334)	0.703 (0.403)	0.839 (0.464)	0.898 (0.518)	0.887 (0.567)
South Africa/1957–1986 (capital gains only)	23.2%	0.767 (0.214)	1.515 (0.155)	1.063 (0.254)	0.963 (0.334)	0.980 (0.403)	1.090 (0.464)	1.131 (0.518)	1.151 (0.567)
Spain/1961–1986 (capital gains only)	27.7%	0.603 (0.230)	1.289 (0.166)	1.584 (0.273)	1.831 (0.359)	2.008 (0.433)	2.246 (0.498)	2.347 (0.5556)	2.373 (0.609)
Sweden/1957–1986 (capital gains only)	21.1%	0.728 (0.214)	0.898 (0.155)	0.822 (0.254)	0.901 (0.334)	0.885 (0.403)	0.916 (0.464)	0.760 (0.518)	0.629 (0.567)
Switzerland/1957–1986 (capital gains only)	21.5%	0.789 (0.214)	1.343 (0.155)	1.395 (0.254)	1.300 (0.334)	1.034 (0.403)	0.749 (0.464)	0.489 (0.518)	0.382 (0.567)
U.S./1957–1986 (capital gains only).	16.6%	0.813 (0.214)	0.814 (0.155)	0.653 (0.254)	0.656 (0.334)	0.696 (0.403)	0.804 (0.464)	0.803 (0.518)	0.800 (0.567)
Average value		0.760 (0.140)	1.074 (0.036)	1.048 (0.062)	1.014 (0.164)	0.930 (0.212)	0.890 (0.228)	0.822 (0.266)	0.757 (0.312)
Average value (excluding U.S.)		0.757 (0.135)	1.089 (0.024)	1.071 (0.100)	1.035 (0.173)	0.943 (0.204)	0.895 (0.207)	0.824 (0.243)	0.754 (0.290)
Average value (excluding U.S., Spain)		0.766 (0.135)	1.077 (0.042)	1.039 (0.155)	0.985 (0.259)	0.877 (0.331)	0.811 (0.392)	0.728 (0.447)	0.653 (0.494)

the period since 1919, in Britain since 1939, and in 15 other nations for a shorter postwar period.

The Canadian data consist of monthly capital gains on the Toronto Stock Exchange. The British data are monthly returns, inclusive of dividends, on the *Financial Times*–Actuaries Share Price Index. The first two rows of table 4 show that both markets display mean reversion at long horizons. The 96-month variance ratio for the Canadian data is 0.585, while for the British data it is 0.794. Both markets also display statistically significant positive serial correlation at lags of less than 12 months. For Canada, the one-month variance is 0.718 times the value that would be predicted on the basis of the 12-month variance. For Britain, the comparable value is 0.832.

The variance ratios for the 15 other stock markets are calculated from monthly returns based on stock price indices in the International Monetary Fund's *International Financial Statistics*. The IMF does not tabulate dividend yields, so the reported returns correspond to capital gains alone. To assess the importance of this omission, we reestimated the variance ratios for dividend-exclusive CRSP and British stock market returns. The results, available from the authors on request, show only minor differences as a result of dividend omission. For example, the 96-month variance ratio for real value-weighted CRSP returns inclusive of dividends is 0.575 and that for dividend-exclusive returns is 0.545. We suspect that yield-inclusive data, although superior to the returns we use, would affect our results in only minor ways.[17]

Table 4 presents the variance ratios for individual countries, based typically on data starting in 1957. Most of the countries display negative serial correlation at long horizons. In Germany, for example, the 96-month variance ratio is 0.462; in France it is 0.438. Only three of the fifteen countries have 96-month variance ratios that exceed unity, and many are substantially below one. Evidence of positive serial correlation at short horizons is also pervasive. Only one country, Colombia, has a one-month variance ratio greater than unity. The short data samples, and associated large standard errors, make it difficult to reject the null hypothesis of serial independence for any individual country. The similarity of the results across nations nevertheless supports our earlier finding of substantial transitory price components.

Average variance ratios are shown in the last three rows of the table for all countries, all countries except the U.S., and all countries except the U.S. and Spain. The mean 96-month variance ratio is 0.754 when all countries are

[17]In some cases, the monthly stock index data from the IFS are time averages of daily or weekly index values. Working (1960) showed that the first difference of a time-averaged random walk would exhibit positive serial correlation, with a first-order autocorrelation coefficient of 0.25 as the number of observations in the average becomes large. This will bias our estimated variance ratios. For the countries with time aggregated data we therefore modify our small-sample bias correction. Instead of taking the expected value of the first-order autocorrelation to be $-1/(T-1)$ when evaluating $E[VR(k)]$ we use $0.25-1/(T-1)$. The reported variance ratios have been bias-adjusted by dividing by the resulting expected value.

aggregated and 0.653 when we exclude Spain, an outlier because of the unusual pattern of hyperinflation followed by deflation that it experienced during our sample period. By averaging across many countries, we also obtain a more precise estimate of the long-horizon variance ratio, although the efficiency gain is attenuated because the results for different countries are not independent.[18]

3.4. Individual firm data

Arbitrageurs should be better at trading in individual securities to correct mispricing than at taking positions in the entire market to offset persistent misvaluations. Although we expect transitory components to be less likely in the relative prices of individual stocks than in the market as a whole, some previous work has suggested that individual stock returns may show negative serial correlation over some horizons [Lehmann (1987), DeBondt and Thaler (1985)]. We examine the 82 firms in the CRSP monthly master file that have no missing return information between 1926 and 1985. This is a biased sample, weighted toward large firms that have been traded actively over the entire period. Firms that went bankrupt or began trading during the sample period are necessarily excluded.

We compute variance ratios using both real and excess returns for these 82 firms. Because the returns for different firms are not independent, we also examine the returns on portfolios formed by buying one dollar of each firm and short-selling \$82 of the aggregate market. That is, we examine properties of the time series $R_{it} - R_{mt}$ where R_{mt} is the value-weighted NYSE return. Table 5 reports the mean values of the individual-firm variance ratios, along with standard errors that take account of cross-firm correlation. The results suggest some long-horizon mean reversion for individual stock prices in relation to the overall market or a risk-free asset. The point estimates suggest that 12% of the eight-year variance in excess returns is due to stationary factors, and the increased precision gained by studying returns for many independent firms enables us to reject the null hypothesis that all of the price variation arises from nonstationary factors. The last row, which reports variance-ratio calculations using the residuals from market-model equations estimated for each firm (assuming a constant β for the entire period), shows

[18] The standard errors for the cross-country averages allow for correlation between the variance ratios for different countries. If all nations have a constant pairwise correlation τ between their variance ratios and these variance ratios have constant variance σ_x^2, then the expected value of the sample variance of the variance-ratio statistics is $E(s_x^2) = \sigma_x^2(1-\tau)$. Replacing the expected sample variance with the actual value, we estimate τ as $1 - s_x^2/\sigma_x^2$. The variance of the sample mean for N observations, each with the same variance σ_x^2 but constant cross-correlation τ, is $\sigma_x^2[1+(N-1)\tau]/N$. We use our estimate of τ to evaluate this expression, generalized to allow for different sampling variances for different variance ratios on the basis of our Monte Carlo standard errors from table 4.

Table 5

Average variance ratios for individual company monthly returns, 1926–1985.

Each entry reports the average of variance ratios calculated for the 82 firms on the monthly CRSP returns file with continuous data between 1926 and 1985. The variance-ratio statistic is defined as $VR(k) = (12/k) \cdot \mathrm{var}(R^k)/\mathrm{var}(R^{12})$, where R^j denotes returns over a j-period measurement interval. Values in parentheses are Monte Carlo estimates of the standard error on the variance ratio, based on 25,000 replications under the null hypothesis of serially independent returns. Each variance ratio is correlated for small-sample bias by dividing the average Monte Carlo value under the null hypothesis of no serial correlation. For the returns in relation to the risk-free rate the standard errors take account of estimated contemporaneous correlation among variance ratios, using the techniques described in footnote 18.

	Return measurement interval							
Return concept	1 month	24 months	36 months	48 months	60 months	72 months	84 months	96 months
Excess returns in relation to risk-free rate	0.942 (0.063)	1.035 (0.063)	1.000 (0.100)	0.950 (0.135)	0.888 (0.166)	0.820 (0.198)	0.755 (0.236)	0.739 (0.258)
Excess returns in relation to value-weighted NYSE	1.088 (0.017)	1.034 (0.012)	1.019 (0.020)	1.002 (0.026)	0.968 (0.031)	0.928 (0.035)	0.898 (0.040)	0.886 (0.044)
Residuals from market model	1.107 (0.017)	1.055 (0.012)	1.065 (0.020)	1.057 (0.026)	1.034 (0.031)	1.008 (0.035)	0.995 (0.040)	0.985 (0.044)

less evidence of serial correlation than the results that subtract the market return. These results suggest that transitory factors account for a smaller share of the variance in relative returns for individual stocks than for the market as a whole.

3.5. Summary

Our point estimates generally suggest that over long horizons return variance increases less than proportionally with time, and in many cases they imply more mean reversion than our examples in the last section, where transitory factors accounted for three-fourths of the variation in returns. Many of the results reject the null hypothesis of serial independence at the 0.15 level, a level that may be appropriate given our previous discussion of size versus power tradeoffs. Furthermore, each of the different types of data we analyze provides evidence of departure from serial independence in stock returns. Taken together, the results are stronger than any individual finding, although not by as much as they would be if the various data sets were independent.

There is some tendency for more mean reversion in less broad-based and sophisticated equity markets. The U.S. data before 1925 show greater evidence of mean reversion than the post-1926 data. The equal-weighted portfolio of NYSE stocks shows more mean reversion than the value-weighted portfolio.[19] In recent years, mean reversion is more pronounced in smaller foreign equity markets than in the U.S.

4. The substantive importance of transitory components in stock prices

This section assesses the substantive importance of mean reversion in stock prices. One possible approach would involve calibrating models of the class considered in the first section. We do not follow this strategy because our finding of positive autocorrelation over short intervals implies that the AR(1) specification of the transitory component is inappropriate and because of our difficulties in estimating the ARMA(1, 1) models implied by this approach. Instead, we use an approach that does not require us to specify a process for the transitory component, but nevertheless allows us to focus on its standard deviation and the fraction of the one-period return variance that can be attributed to it.

[19] We conjectured that the greater mean reversion in the equal-weighted than the value-weighted portfolio might be because the less heavily traded equal-weighted portfolio experienced larger swings in required returns or fluctuated more in relation to fundamental values than the value-weighted portfolio. Assuming similar-sized movements in the permanent component of the two indices, this conjecture can be tested by analyzing the degree of mean reversion in the *relative* returns on the two indices. These returns show positive serial correlation at all lags, contrary to our conjecture.

We treat the logarithm of the stock price as the sum of a permanent and a transitory component. The permanent component evolves as a random walk and the transitory component follows a stationary process. This decomposition may be given two (not necessarily exclusive) interpretations. The transitory component may reflect fads – speculation-induced deviations of prices from fundamental values – or it may be a consequence of changes in required returns. In either case, describing the stochastic properties of the stationary price component is a way of characterizing the part of stock price movements that cannot be explained by changing expectations about future cash flows.

Given our assumptions, the variance of T-period returns is

$$\sigma_T^2 = T\sigma_\varepsilon^2 + 2(1-\rho_T)\sigma_u^2, \tag{6}$$

where σ_ε^2 is the variance of innovations to the permanent price component, σ_u^2 is the variance of the stationary component, and ρ_T is the T-period autocorrelation of the stationary component. Given data on the variance of returns over two horizons T and T' and assumptions about ρ_T and $\rho_{T'}$, a pair of equations with the form (6) can be solved to yield estimates of σ_ε^2 and σ_u^2. Using σ_R^2 for the variance of one-period returns, and $VR(T)$ for the T-period variance ratio in relation to one-period returns, estimates of σ_ε^2 and σ_u^2 are given by

$$\sigma_\varepsilon^2 = \frac{\sigma_R^2\left[VR(T)(1-\rho_{T'})T - VR(T')(1-\rho_T)T'\right]}{(1-\rho_{T'})T - (1-\rho_T)T'}, \tag{7a}$$

$$\sigma_u^2 = \frac{\sigma_R^2 T'\left[VR(T) - VR(T')\right]T}{2\left[(1-\rho_T)T' - (1-\rho_{T'})T\right]}. \tag{7b}$$

Many pairs of variance ratios and assumptions about the serial correlation properties of u_t could be analyzed by using (7a)–(7b). We begin by postulating that u_t is serially uncorrelated at the horizon of 96 months. For various degrees of serial correlation at other horizons, we can then estimate the variance of the transitory component, σ_u^2, and the share of the return variation due to transitory components, $1-\sigma_\varepsilon^2/\sigma_R^2$. We present estimates based on values of 0, 0.35, and 0.70 for ρ_{12}, the twelve-month autocorrelation in u_t. The findings are insensitive to our choice of ρ_{96}; we report values of 0, 0.15, and 0.30.

Table 6 presents estimates of the standard deviation of the transitory component in stock prices for the value-weighted and equal-weighted NYSE portfolios over the period 1926–1985 for various values of ρ_{12}, assuming $\rho_{96} = 0$. For the equal-weighted portfolio, the transitory component accounts

Table 6

Permanent and transitory return components, U.S. monthly data.

Each entry reports the standard deviation of the transitory component of prices, measured at annual rates (σ_u), as well as the share of return variation due to transitory factors, calculated from eqs. (7a) and (7b) to match the observed pattern of variances in long- and short-horizon returns. The variance-ratio estimates that underlie this table are drawn from the entires for 96-month variance ratios for excess returns in table 2. The different cases of ρ_{12} (ρ_{96}) correspond to different assumptions about the 12-month (96-month) autocorrelation in the transitory price component.

	$\rho_{12} = 0.0$		$\rho_{12} = 0.35$		$\rho_{12} = 0.70$	
	σ_u	$1 - \sigma_t^2/\sigma_R^2$	σ_u	$1 - \sigma_t^2/\sigma_R^2$	σ_u	$1 - \sigma_t^2/\sigma_R^2$
			Value-weighted excess returns			
$\rho_{96} = 0.00$	9.7%	0.369	12.5%	0.400	21.6%	0.554
$\rho_{96} = 0.15$	–	–	12.3%	0.386	20.5%	0.500
$\rho_{96} = 0.30$	–	–	12.1%	0.373	19.6%	0.456
			Equal-weighted excess returns			
$\rho_{96} = 0.00$	16.8%	0.657	21.7%	0.712	37.7%	0.986
$\rho_{96} = 0.15$	–	–	21.4%	0.687	35.8%	0.890
$\rho_{96} = 0.30$	–	–	21.0%	0.664	34.2%	0.812

for between 43% and 99% of the variance in equal-weighted monthly returns, depending on our serial correlation assumption, and it has a standard deviation of between 14% and 37%. Results for value-weighted returns also suggest a substantial, though smaller, transitory component. Since other nations and historical periods show patterns of variance-ratio decline similar to those in U.S. data, we do not present parallel calculations for them. As one would expect, nations with 96-month variance ratios lower than those for the U.S. have larger transitory components.

Table 6 indicates that increasing the assumed persistence of the transitory component raises both its standard deviation and its contribution to the return variance. More persistent transitory components are less able to account for declining variance ratios at long horizons. To rationalize a given long-horizon variance ratio, increasing the transitory component's persistence requires increasing the weight on the transitory component in relation to the permanent component. Sufficiently persistent transitory components will be unable to account for low long-horizon variance ratios, even if they account for all of the return variation. A transitory component that is almost as persistent as a random walk, for example, will be unable to explain very much long-horizon mean reversion.

Which cases in table 6 are most relevant? As an *a priori* matter, it is difficult to argue for assuming that transitory components should die out rapidly.

Previous claims that there are fads in stock prices have typically suggested half-lives of several years, implying that the elements in the table corresponding to $\rho_{12} = 0.70$ are most relevant. With geometric decay, this suggests a half-life of two years. One other consideration supports large values for ρ_{12}. For given values of σ_ε^2 and σ_μ^2, eq. (6) permits us to calculate ρ_T over any horizon. A reasonable restriction, that ρ_T not be very negative over periods of up to 96 months, is satisfied only for cases where ρ_{12} is large. For example, with $\rho_{96} = 0$, imposing $\rho_{12} = 0.35$ yields an implied autocorrelation for the stationary component of -0.744 at 36 months, -1.27 at 60 months, and -0.274 at 84 months. In contrast, when $\rho_{12} = 0.70$ and $\rho_{96} = 0$, the implied values of ρ_{36} and ρ_{60} are 0.168 and -0.173, respectively. Similar results obtain for other large values of ρ_{12}. This is because actual variance ratios decline between long and longer horizons, and as eq. (6) demonstrates, rationalizing this requires declining values of ρ_T. If ρ_T starts small, it must become negative to account for the observed pattern. Larger autocorrelations at short horizons do not necessitate such patterns.

Insofar as the evidence in the last section and in Fama and French (1988b) is persuasive in suggesting the presence of transitory components in stock prices, this section's results confirm Shiller's (1981) conclusion that models assuming constant *ex ante* returns cannot account for all of the variance in stock market returns. Since our analysis does not rely on the present-value relation between stock prices and expected future dividends, it does not suffer from some of the problems that have been highlighted in the volatility-test debate.[20]

5. The source of the transitory component in stock prices

Transitory components in stock prices imply variation in *ex ante* returns.[21] Any stochastic process for the transitory price component can be mapped into a stochastic process for *ex ante* returns, and any pattern for *ex ante* returns can be represented by describing the associated transitory price component. The central issue is whether variations in *ex ante* returns are better explained

[20]Shiller's conclusion that market returns are too volatile to be reconciled with valuation models assuming constant required returns is controversial; see West (1988) for a survey of recent work.

[21]Several recent studies have considered the extent to which equity returns can be predicted using various information sets. Keim and Stambaugh (1986) find that between 8% and 13% of the variation in returns for a portfolio of stocks in the bottom quintile of the NYSE can be predicted using lagged information. A much smaller share of the variation in returns to larger companies can be accounted for in this way. Campbell (1987) finds that approximately 11% of the variation in excess returns can be explained on the basis of lagged information derived from the term structure. Fama and French (1988a) find that lagged dividend yields can predict a much higher fraction of returns over longer horizons.

by changes in interest rates and volatility, or instead as byproducts of price deviations caused by noise traders.[22] This section notes two considerations that incline us toward the latter view.

First, we calibrate the variation in expected returns that risk factors would have to generate to account for the observed transitory components in stock prices. We assume for simplicity that the transitory component follows an AR(1) process as postulated in Summers (1986). This has the virtue of tractability, although it is inconsistent with the observation that actual returns show positive, then negative, serial correlation. If required returns show positive autocorrelation, then an innovation that raises required returns will reduce share prices. This will induce a holding period loss, followed by higher returns. The appendix shows that when required returns follow an AR(1) process,[23] *ex post* returns (R_t) are given by

$$R_t - \bar{R} \equiv \frac{1+\bar{g}}{1+\bar{r}-\rho_1(1+\bar{g})}(r_t - \bar{r})$$

$$- \frac{(1+\bar{r})^{-1}(1+\bar{g})^2}{1+\bar{r}-\rho_1(1+\bar{g})}(r_{t+1} - \bar{r}) + \zeta_t, \tag{8}$$

where ζ_t, a serially uncorrelated innovation that is orthogonal to innovations about the future path of required returns (ξ_t), reflects revisions in expected future dividends. The average dividend yield and dividend growth rate are $\bar{d}$ and $\bar{g}$, respectively; in steady state, $\bar{r} = \bar{d} + \bar{g}$.

If changes in required returns and profits are positively correlated, then the assumption that ξ_t and ζ_t are orthogonal will *understate* the variance in *ex ante* returns needed to rationalize mean reversion in stock prices. It is possible to construct theoretical examples in which profits and interest rates are negatively related, as in Campbell (1986), but the empirical finding of weak

[22] Lucas (1978) and Cox, Ingersoll, and Ross (1985) study the pricing of assets with time-varying required returns. Several recent papers, including Black (1986), Campbell and Kyle (1986), DeLong et al. (1987), and Shiller (1984), have discussed the possible influence of noise traders on security prices and required returns. Fama and French (1986b) show that the negative serial correlation in different stocks may be attributable to a common factor, and interpret this finding as support for the time-varying returns view of mean reversion.

[23] The possibility of negative expected excess returns is an unattractive feature of the simple model we have analyzed. In principle the analysis could be repeated using Merton's (1980) model, which requires the expected excess return to be positive. The exact parallel between the time-varying returns model and the fads model would not hold in this case, however.

positive correlation between bond and stock returns suggests either positive or weak negative correlation between shocks to cash flows and required returns.[24]

Our assumption that required returns are given by $r_t - \bar{r} = (1-\rho_1 L)^{-1}\xi_t$ enables us to rewrite (8), defining

$$\tilde{\xi}_t \equiv -\xi_{t+1}(1+\bar{r})^{-1}(1+\bar{g})^2/[1+\bar{r}-\rho_1(1+\bar{g})],$$

as

$$(1-\rho_1 L)(R_t - \bar{R}) \cong \tilde{\xi}_t + \zeta_t - (1+\bar{d})\tilde{\xi}_{t-1} - \rho_1\zeta_{t-1}. \tag{9}$$

The first-order autocovariance of the expression on the right-hand side of (9) is nonzero, but all higher-order autocovariances equal zero.[25] Provided $\sigma_\xi^2 > 0$, returns follow an ARMA(1, 1) process; if $\sigma_\xi^2 = 0$, then returns are white noise.

The simple model of stationary and nonstationary price components summarized in eq. (5) also yields an ARMA(1, 1) representation for returns. This allows us to calculate the variation in required returns that is needed to generate the same time-series process for observed returns as fads of various sizes. In the appendix we show that the required return variance corresponding to a given fad variance is

$$\sigma_r^2 = \frac{[1+\bar{r}-\rho_1(1+\bar{g})]^2(1-\rho_1)^2(1+\bar{r})^2}{\left\{(1+\bar{d})(1+\rho_1^2)-\rho_1\left[1+(1+\bar{d})^2\right]\right\}(1+\bar{g})^2}\sigma_u^2. \tag{10}$$

Table 7 reports calculations based on (10). It shows the standard deviation of required excess returns, measured on an annual basis, implied by a variety of fad models. We calibrate the calculations using the average excess return (8.9% per year) on the NYSE equal-weighted share price index over the 1926–1985 period. The dividend yield on these shares averages 4.5%, implying an average dividend growth rate of 4.4%. We use estimates of the variance ratio at 96 months to calibrate the degree of mean reversion.

Substantial variability in required returns is needed to explain mean reversion in prices. For example, if we postulate that the standard deviation of the transitory price component is 20%, then even when required return shocks have a half-life of 2.9 years, the standard deviation of *ex ante* returns must be 5.8% per annum. Even larger amounts of required return variation are needed

[24]Campbell (1987) estimates that the correlation between excess returns on long-term bonds and corporate equities was 0.22 for the 1959–1979 period and 0.36 for the more recent 1979–1983 period.

[25]Ansley, Spivey, and Wrobleski (1977) prove that an autocorrelogram with zero entries beyond order k implies an MA(k) process.

Table 7

Amount of variation in required returns needed to account for mean reversion in stock prices.

Each entry answers the question: 'If both required returns and price fads follow first-order autoregressions with half-lives indicated in the row margin, and the amount of mean reversion in observed returns is consistent with a price fad with a standard deviation (σ_u) given in the column heading, what would the standard deviation of required returns need to be to generate the same time-series process for *ex post* returns?' Our calculations employ the fact that with AR(1) required returns, the *ex post* returns process is given by eq. (8). Similarly the price fad is assumed to follow an AR(1) that yields a process like (5) for *ex post* returns. We then ask what value of σ_r (or implicitly σ_ξ) is needed to generate a given size transitory price pattern implied by σ_u. The calculations are calibrated using data on excess returns for the equal-weighted NYSE index over the 1926–1985 period and are based on eq. (10) in the text. The average excess return for this period is 8.9% per year, with a dividend yield of 4.5%.

	Standard deviation of transitory component			
Half-life	15.0%	20.0%	25.0%	30.0%
1.4 years	7.9%	10.6%	13.2%	15.8%
1.9 years	6.1%	8.2%	10.2%	12.3%
2.9 years	4.4%	5.8%	7.3%	8.7%

to explain the same size price fads when required return shocks are less persistent. These estimates of the standard deviation of required returns are large in relation to the mean of *ex post* excess returns and imply that if *ex ante* returns are never negative they must frequently exceed 20%.

It is difficult to think of risk factors that could account for such variation in required returns. Campbell and Shiller (1987), using data on real interest rates and market volatilities, find no evidence that stock prices help to forecast future movements in discount rates, as they should if stock price movements are caused by fluctuations in these factors.[26] Although they show that stock prices do forecast consumption fluctuations, the sign is counter to the theory's prediction. On the other hand, if the transitory components are viewed as a reflection of mispricing, they are also large in relation to traditional views of market efficiency.

The second difficulty in explaining the observed correlation patterns with models of time-varying returns arises from our finding of positive followed by negative serial correlation. Models with first-order autoregressive transitory components can rationalize the second but not the first of these observations. It is instructive to consider what type of expected returns behavior is necessary to account for both observations.

[26]Contrary evidence suggesting that stock returns do predict future volatility patterns is provided by French, Schwert, and Stambaugh (1987).

There are two potential explanations for the positive autocorrelation in observed returns at short lags. First, contrary to our maintained specification, shocks to required returns and to prospective dividends may be positively correlated. This could lead to positive autocorrelation at short horizons because increases in expected dividends, which would raise share prices, would be followed by higher *ex ante* returns. We explored this possibility by forming monthly 'dividend innovations' ($IDIV_t$) for the 1926–1985 period as the residuals from a regression of real dividends (on the value-weighted NYSE portfolio) on twelve lagged values of real dividends, a time trend, and a set of monthly dummy variables. We then regressed real returns on the value-weighted index on lagged values of $IDIV_t$. A representative equation, including six lagged values, is shown below. R_t is measured in percentage points and standard errors are given in parentheses:

$$R_t = \underset{(0.040)}{1.568} + \underset{(1.380)}{0.844} * IDIV_{t-1} - \underset{(1.380)}{0.109} * IDIV_{t-2}$$

$$- \underset{(1.380)}{3.667} * IDIV_{t-3} - \underset{(1.380)}{0.904} * IDIV_{t-4}$$

$$- \underset{(1.377)}{1.061} * IDIV_{t-5} - \underset{(1.374)}{1.769} * IDIV_{t-6},$$

$$R^2 = 0.037, \qquad 1927{:}7\text{–}1985{:}12.$$

The coefficients on lagged values of $IDIV$ should be positive if required returns and prospective dividends are positively correlated, but the results provide no support for this view. If anything, they suggest a negative but statistically insignificant relationship between dividend innovations and subsequent returns. This would suggest that positive dividend news is followed by lower required returns, a pattern that should be reflected in negative autocorrelation of *ex post* returns over short horizons.

The second potential explanation for positive serial correlation is that the autocorrelogram of *ex post* returns reflects the dynamics of required returns. Some required-return processes could generate positive, followed by negative, return autocorrelation. The required-return processes with this feature that we have identified all show increasing coefficients in some part of their moving average representation.[27] We are unaware of evidence suggesting that observ-

[27]Two examples of required return processes are twelfth-order moving-average processes with the following coefficients: 1, −1.5, −0.75, −0.5, −0.5, 0.75, 0.75, 0.75, 0.75, 0.75, 0.75, 0.75, 0.75 and 1, 1.5, 2, 2.5, 3, 3.5, 4, 4.5, 5, 4, 3, 2, 1. The autocorrelogram of the former process displays positive, then negative, correlation in required returns, while the second process exhibits positive autocorrelation at all lags. Both processes generate positive, then negative, autocorrelation in *ex post* returns.

able proxies for required returns display such stochastic properties. Studies of volatility such as French, Schwert, and Stambaugh (1987) or Poterba and Summers (1986) suggest that shocks are persistent but that their moving-average representations show declining coefficients. An alternative possibility is that movements in required returns are due to changes in the equity demands of noise traders. For example, assume that the required return of sophisticated traders is equal to $\alpha + \beta S_t$, where S_t is the fraction of the outstanding common stock that these investors must hold. Equity demands of noise traders (which in equilibrium must equal $1 - S_t$) that follow a moving-average process similar to one of those for required returns that generate positive, then negative, autocorrelation in *ex post* returns will also generate this pattern in *ex post* returns. The notion that noise trading impulses intensify and then decline comports with qualitative discussions of fads, but further work is clearly necessary to evaluate this conjecture.

6. Conclusions

Our results suggest that stock returns show positive serial correlation over short periods and negative correlation over longer intervals. This conclusion emerges from data on equal-weighted and value-weighted NYSE returns over the 1926–1985 period, and is corroborated by data from other nations and time periods. Although individual data sets do not consistently permit rejection of the random-walk hypothesis at high significance levels, the various data sets together strengthen the case against its validity. Our point estimates suggest that transitory price components account for a substantial part of the variance in returns.

Our finding of significant transitory price components has potentially important implications for financial practice. If stock price movements contain large transitory components, then for long-horizon investors the stock market may be less risky than it appears to be when the variance of single-period returns is extrapolated using the random-walk model. Samuelson (1988) demonstrates that in the presence of mean reversion, an investor's horizon will influence his portfolio decisions. If the investor's relative risk aversion is greater (less) than unity, as his horizon lengthens he will invest more (less) in equities than he would with serially independent returns. The presence of transitory price components also suggests the desirability of investment strategies, such as those considered by DeBondt and Thaler (1985), involving the purchase of securities that have recently declined in value. It may also justify some institutions' practice of spending on the basis of a weighted average of their past endowment values, rather than current market value.

Although the temptation to apply more sophisticated statistical techniques to stock return data in an effort to extract more information about the magnitude and structure of transitory components is ever present, we doubt

that a great deal can be learned in this way. Even the broad characteristics of the data examined in this paper cannot be estimated precisely. As the debate over volatility tests has illustrated, sophisticated statistical results are often very sensitive to maintained assumptions that are difficult to evaluate. We have validated the statistical procedures in this paper by applying them to pseudo data conforming to the random-walk model. Our suspicion, supported by Kleidon's (1986) results, is that such Monte Carlo analysis of much of the more elaborate work on stock-price volatility would reveal poor statistical properties.

We suggest in the paper's final section that noise trading, trading by investors whose demand for shares is determined by factors other than their expected return, provides a plausible explanation for the transitory components in stock prices.[28] Pursuing this will involve constructing and testing theories of noise trading, as well as theories of changing risk factors, that could account for the characteristic stock return autocorrelogram documented here. Evaluating such theories is likely to require information other than stock returns, such as data on fundamental values, proxies for noise trading such as the net purchases by odd-lot traders, turnover, or the level of participation in investment clubs, and indicators of risk factors such as *ex ante* volatilities implied by stock options. Only by comparing models based on the presence of noise traders with models based on changing risk factors can we judge whether financial markets are efficient in the sense of rationally valuing assets, as well as precluding the generation of excess profits.

Appendix

Derivation of ex post return process when required returns are AR(1)

The price of a common stock, P_t, equals

$$P_t = \mathrm{E}_t\left(\sum_{j=0}^{\infty}\left[\prod_{i=0}^{j-1}(1+r_{t+i})^{-1}(1+g_{t+i})\right]D_t\right). \tag{A.1}$$

where r_{t+i} denotes the required real return in period $t+i$, D_t is the dividend paid in period t, g_{t+i} is the real dividend growth rate between periods $t+i$ and $t+i+1$, and $\mathrm{E}_t\{\cdot\}$ designates expectations formed using information available as of period t. We linearize inside the expectation operator in r_{t+i}

[28]Cutler, Poterba, and Summers (1988) document the difficulty of explaining a significant fraction of return variation on the basis of observable news about future cash flows or discount rates.

and g_{t+j}:

$$
\begin{aligned}
P_t &\cong \mathrm{E}_t\left\{\sum_{j=1}^{\infty}\left(\frac{1+\bar{g}}{1+\bar{r}}\right)^{j-1} D_t + \sum_{j=0}^{\infty}\frac{\partial P_t}{\partial r_{t+j}}\left[r_{t+j}-\bar{r}\right]\right. \\
&\quad \left. + \sum_{j=0}^{\infty}\frac{\partial P_t}{\partial g_{t+j}}\left[g_{t+j}-\bar{g}\right]\right\} \\
&= \frac{D_t(1+\bar{r})}{\bar{r}-\bar{g}} - \frac{D_t(1+\bar{g})}{(1+\bar{r})(\bar{r}-\bar{g})}\mathrm{E}_t\left\{\sum_{j=0}^{\infty}\beta^j\left[r_{t+j}-\bar{r}\right]\right\} \\
&\quad + \frac{D_t}{\bar{r}-\bar{g}}\mathrm{E}_t\left\{\sum_{j=0}^{\infty}\beta^j\left[g_{t+j}-\bar{g}\right]\right\},
\end{aligned}
\tag{A.2}
$$

where $\beta = (1+\bar{g})/(1+\bar{r})$. We denote $D_t(1+\bar{r})/(\bar{r}-\bar{g})$ as $\bar{P}_t$. In the special case of

$$
(r_t - \bar{r}) = \rho_1(r_{t-1}-\bar{r}) + \xi_t, \tag{A.3}
$$

we can simplify the second term in (A.2) to obtain

$$
\begin{aligned}
P_t - \bar{P}_t &\cong \frac{-D_t(1+\bar{g})}{(1+\bar{r})(\bar{r}-\bar{g})}\sum_{j=0}^{\infty}\beta^j\rho_1^j\left[r_t-\bar{r}\right] \\
&\quad + \frac{D_t}{\bar{r}-\bar{g}}\mathrm{E}_t\left\{\sum_{j=0}^{\infty}\beta^j\left[g_{t+j}-\bar{g}\right]\right\}, \\
&= \frac{-D_t(1+\bar{g})(r_t-\bar{r})}{(\bar{r}-\bar{g})(1+\bar{r}-\rho_1(1+g))} + \frac{D_t}{\bar{r}-\bar{g}}\mathrm{E}_t\left\{\sum_{j=0}^{\infty}\beta^j\left[g_{t+j}-\bar{g}\right]\right\}.
\end{aligned}
\tag{A.4}
$$

Now recall that the holding period return, R_t, is given by

$$
R_t = \frac{P_{t+1}+D_t}{P_t} - 1. \tag{A.5}
$$

It can be linearized around P_t and P_{t+1} as follows:

$$R_t \cong \bar{R} + \frac{P_{t+1} - \bar{P}_{t+1}}{\bar{P}_t} - \frac{(\bar{P}_{t+1} + D_t)}{\bar{P}_t^2}(P_t - \bar{P}_t), \tag{A.6}$$

where $\bar{P}_{t+1} = (1+\bar{g})\bar{P}_t$ and $\bar{R} = \bar{r}(1+\bar{g})/(1+\bar{r})$. Substituting (A.4) into (A.6) yields

$$\begin{aligned} R_t - \bar{R} \cong\ & \frac{-D_{t+1}(1+\bar{g})}{\bar{P}_t(\bar{r}-\bar{g})[1+\bar{r}-\rho_1(1+\bar{g})]}(r_{t+1}-\bar{r}) \\ & + \frac{D_{t+1}}{\bar{P}(\bar{r}-\bar{g})}\sum_{j=0}^{\infty}\beta^j \mathrm{E}_{t+1}\{g_{t+1+j}-\bar{g}\} \\ & + \frac{D_t(1+\bar{r})(1+\bar{g})}{\bar{P}_t(\bar{r}-\bar{g})[1+\bar{r}-\rho_1(1+\bar{g})]}(r_t-\bar{r}) \\ & - \frac{D_t(1+\bar{r})}{\bar{P}_t(\bar{r}-\bar{g})}\sum_{j=0}^{\infty}\beta^j \mathrm{E}_t\{g_{t+j}-\bar{g}\}. \end{aligned} \tag{A.7}$$

This can be rewritten as

$$\begin{aligned} R_t - \bar{R} \cong\ & -\frac{D_t(1+\bar{g})^2}{\bar{P}_t(\bar{r}-\bar{g})(1+\bar{r}-\rho_1(1+\bar{g}))} \\ & \times[(r_{t+1}-\bar{r}) - \beta^{-1}(r_t-\bar{r})] + \zeta_t \\ =\ & -\frac{\beta(1+\bar{g})}{1+\bar{r}-\rho_1(1+g)} \\ & \times\left[(1-\rho_1 L)^{-1}\xi_{t+1} - \beta(1-\rho_1 L)^{-1}\xi_t\right] + \zeta_t, \end{aligned} \tag{A.8}$$

where ζ_t reflects changes in expected future dividend growth rates between t and $t+1$, and the last expression exploits the fact that $(1-\rho_1 L)(r_t - \bar{r}) = \xi_t$. Now defining $\{\beta(1+\bar{g})/[1+\bar{r}-\rho_1(1+\bar{g})]\}\xi_{t+1} = \bar{\xi}_t$, we can multiply through by $(1-\rho_1 L)$ so that

$$(1-\rho_1 L)(R_t - \bar{R}) \cong \bar{\xi}_t - \left(\frac{1+\bar{r}}{1+\bar{g}}\right)\bar{\xi}_{t-1} + \zeta_t - \rho_1\zeta_{t-1}. \tag{A.9}$$

This yields an ARMA(1, 1) representation of returns. Since $(1+\bar{r})/(1+\bar{g}) \approx (1+\bar{d})$, this is eq. (8) in the text.

We now explore the parallel between the time-varying returns model and the fad model, which postulates that returns evolve according to

$$(1-\rho_1 L)(R_t - \bar{R}) \equiv \varepsilon_t - \rho_1 \varepsilon_{t-1} + \nu_t - \nu_{t-1}. \tag{A.10}$$

For this ARMA(1, 1) process to be the same as (A.9), two restrictions must be satisfied. We find them by equating the variances and first-order autocovariance of the right-hand sides of (A.9) and (A.10):

$$\left[1+(1+\bar{d})^2\right]\sigma_\xi^2 + (1+\rho_1^2)\sigma_f^2 = 2\sigma_\nu^2 + (1+\rho_1^2)\sigma_\varepsilon^2, \tag{A.11}$$

$$(1+\bar{d})\sigma_\xi^2 + \rho_1\sigma_f^2 = \sigma_\nu^2 + \rho_1\sigma_\varepsilon^2. \tag{A.12}$$

Using (A.12) to eliminate σ_f^2 from (A.11) we find

$$\sigma_\xi^2 = \frac{(1-\rho_1)^2}{(1+\bar{d})(1+\rho_1^2) - \rho_1\left[1+(1+\bar{d})^2\right]}\sigma_\nu^2. \tag{A.13}$$

Recall that the variance of the fad, σ_u^2, equals $\sigma_\nu^2/(1-\rho_1^2)$. Using this and the definition of ξ_t, we find from (A.13) that the variance of required returns corresponding to a given fad variance is

$$\sigma_r^2 = \frac{\left[1+\bar{r}-\rho_1(1+\bar{g})\right]^2(1-\rho_1)^2(1+r)^2}{\left\{(1+\bar{d})(1+\rho_1^2) - \rho_1\left[1+(1+\bar{d})^2\right]\right\}(1+\bar{g})^2}\sigma_u^2. \tag{A.14}$$

This leads immediately to (10) in the text.

References

Alexander, Sidney S., 1961, Price movements in speculative markets: Trends or random walks, Industrial Management Review 2, 7–26.

Ansley, Craig, W. Allen Spivey, and William Wrobleski, 1977, On the structure of moving average processes, Journal of Econometrics 6, 121–134.

Black, Fischer, 1986, Noise, Journal of Finance 41, 529–543.

Blanchard, Olivier J. and Mark Watson, 1982, Bubbles, crashes, and rational expectations, in: P. Wachtel, ed., Crises in the economic and financial structure (Lexington Books, Lexington, MA) 295–315.

Campbell, John Y., 1986, Bond and stock returns in a simple exchange model, Quarterly Journal of Economics 102, 785–803.

Campbell, John Y., 1987, Stock returns and the term structure, Journal of Financial Economics 18, 373–400.

Campbell, John Y. and Albert S. Kyle, 1986, Smart money, noise trading, and stock price behavior, Unpublished manuscript (Princeton University, Princeton, NJ).

Campbell, John Y. and N. Gregory Mankiw, 1987, Are output fluctuations transitory?, Quarterly Journal of Economics 102, 857–880.

Campbell, John Y. and Robert J. Shiller, 1987, The dividend–price ratio and expectations of future dividends and discount factors, Mimeo. (Yale University, New Haven, CT).

Cochrane, John H. 1988, How big is the random walk in GNP?, Journal of Political Economy, forthcoming.

Cox, John C., Jonathan Ingersoll, and Stephen Ross, 1985, An intertemporal general equilibrium model of asset prices, Econometrica 53, 363–384.

Cutler, David C., James M. Poterba, and Lawrence H. Summers, 1988, What moves stock prices?, Journal of Portfolio Management, forthcoming.

DeBondt, Werner and Richard Thaler, 1985, Does the stock market overreact, Journal of Finance 40, 793–805.

DeLong, J. Bradford, Andrei Shleifer, Lawrence Summers, and Robert Waldman, 1987, The economic consequences of noise traders, National Bureau of Economic Research working paper no. 2395 (NBER, Cambridge, MA).

Fama, Eugene F., 1970, Efficient capital markets: A review of theory and empirical work, Journal of Finance 25, 383–417.

Fama, Eugene F., 1976, Foundations of finance (Basic Books, New York, NY).

Fama, Eugene F. and Kenneth R. French, 1986a, Permanent and temporary components of stock prices, Center for Research in Security Prices working paper no. 178 (University of Chicago, Chicago, IL).

Fama, Eugene F. and Kenneth R. French, 1986b, Common factors in the serial correlation of stock returns, Center for Research in Security Prices working paper no. 200 (University of Chicago, Chicago, IL).

Fama, Eugene F. and Kenneth R. French, 1988a, Dividend yields and expected stock returns, Journal of Financial Economics, this issue.

Fama, Eugene F. and Kenneth R. French, 1988b, Permanent and temporary components of stock prices, Journal of Political Economy 96, 246–273.

French, Kenneth R. and Richard Roll, 1986, Stock return variances: The arrival of information and the reaction of traders, Journal of Financial Economics 17, 5–26.

French, Kenneth R., William Schwert, and Robert Stambaugh, 1987, Expected stock returns and stock market volatility, Journal of Financial Economics 19, 3–30.

Harvey, Andrew, 1981, Time series models (Philip Allan, Oxford).

Huizinga, John, 1987, An empirical investigation of the long run behavior of real exchange rates, Carnegie–Rochester Conference Series on Public Policy 27, 149–214.

Kendall, Maurice G., 1953, The analysis of economic time series – Part I: Prices, Journal of the Royal Statistical Society A 96, 11–25.

Kendall, Maurice G. and Alan Stuart, 1976, The advanced theory of statistics, Vol. 3, 3rd ed. (Griffin, London).

Keim, Donald B. and Robert F. Stambaugh, 1986, Predicting returns in the stock and bond markets, Journal of Financial Economics 17, 357–390.

Keynes, John M., 1936, The general theory of employment, interest, and money (Harcourt, Brace, and Company, New York, NY).

Kleidon, Allan, 1986, Variance bounds tests and stock price valuation models, Journal of Political Economy, 94, 953–1001.

Leamer, Edward, 1978, Specification searches: Ad hoc inferences with nonexperimental data (Wiley, New York, NY).

Lehmann, Bruce N., 1987, Fads, martingales, and market efficiency, Mimeo. (Columbia University, Graduate School of Business, New York, NY).

Lo, Andrew W. and A. Craig MacKinlay, 1987, A simple specification test of the random walk hypothesis, Rodney L. White Center for Financial Research discussion paper no. 13-87 (Wharton School, University of Pennsylvania, Philadelphia, PA).

Lo, Andrew W. and A. Craig MacKinlay, 1988, Stock market prices do not follow random walks: Evidence from a simple specification test, Review of Financial Studies, 1, 41–66.

TOTAL P.34

Lucas, Robert, 1978, Asset prices in an exchange economy, Econometrica 66, 1429–1445.
Merton, Robert C., 1980, On estimating the expected return on the market, Journal of Financial Economics 8, 323–361.
Merton, Robert C., 1987, On the state of the efficient market hypothesis in financial economics, in: R. Dornbusch, S. Fischer, and J. Bossons, eds., Macroeconomics and finance: Essays in honor of Franco Modigliani (MIT Press, Cambridge, MA) 93–124.
O'Brien, James M., 1987, Testing for transitory elements in stock prices, Mimeo. (Board of Governors of the Federal Reserve, Washington, DC).
Officer, Robert R., 1973, The variability of the market factor of the New York Stock Exchange, Journal of Business 46, 434–453.
Osborne, M.F., 1959, Brownian motion in the stock market, Operations Research 7, 145–173.
Poterba, James M. and Lawrence H. Summers, 1986, The persistence of volatility and stock market returns, American Economic Review 76, 1142–1151.
Samuelson, Paul A., 1988, Longrun risk tolerance when equity returns are mean regressing: Pseudoparadoxes and vindication of 'business man's risk', Mimeo. (Massachusetts Institute of Technology, Cambridge, MA).
Shiller, Robert J., 1981, Do stock prices move too much to be justified by subsequent changes in dividends?, American Economic Review 71, 421–436.
Shiller, Robert J., 1984, Stock prices and social dynamics, Brookings Papers on Economic Activity 2, 457–498.
Shiller, Robert J. and P. Perron, 1985, Testing the random walk hypothesis: Power versus frequency of observation, Economics Letters 18, 381–386.
Summers, Lawrence H., 1986, Does the stock market rationally reflect fundamental values?, Journal of Finance 41, 591–601.
West, Kenneth, 1988, Bubbles, fads, and stock price volatility: A partial evaluation, Journal of Finance 43, 639–655.
Wilson, Jack W. and Charles Jones, 1987, A comparison of annual common stock returns: 1871–1925 with 1926–1985, Journal of Business 60, 239–258.
Working, Holbrook, 1960, Note on the correlation of first differences of averages in a random chain, Econometrica 28, 916–918.

APPENDIX 88.1

	Sheet Name	Screening Criteria: To be included on the worksheet, the companies must have passed the screening criteria	Data on Worksheet 1/ Data for Companies Passing the Screen	Years Included in Screen	Number of Companies Passing Screen
Initial Set	Initial Set	All TSE companies in gsector 20, 25 or 30	Company Name, Ticker, GICS Code, CEQ Data 1992 to 2003, Columns indicating whether passes CEQ Screen 1: 1=pass; 0=fail.	na	432
Common Equity Screen 1:	Common Equity Screen 1	keep only those companies with 12 year CEQ and CEQ > 0	Company Name, Ticker, GICS, CEQ Data 1992 to 2003, Column Indicating whether passes Dividend Screen: 1=pass; 0=fail Dividends info on "Dividend Data For Screen" worksheet. 1993-2004 Average ROE, Standard Deviation and +/- 1 Standard Deviation for 64 companies.	1992-2003	64
Dividend Screen:	Dividend Screen	Keep those with positive dividends in all years 1999 to 2003	Company Name, Ticker, GICS Code, CEQ 2003, Columns indicating whether company will pass next 2 screens: 1=pass, 0=fail. Additional data for market data found on "Market Data for Screen" worksheet. 1993-2004 Average ROE, Standard Deviation and +/1 Standard deviation for 43 companies	1993-2003	43
Common Equity Screen 2:	CEQ Screen 2 Mkt Data Screen	keep those with CEQ 2003 > $50 million	Company Name, Ticker, GICS Code, Columns for Trading Volume and Beta Screens. Additional data for betas and trading volume found on "Betas for Screen" and "Trading Volume for Screen" worksheets. 1993-2004 Average ROE, Standard Deviation and +/- 1 Standard deviation for 42 Companies and for 41 companies (Trading Volume screen on next sheet eliminated only 1 company).	2003	42
Market Data Screen:	CEQ Screen 2 Mkt Data Screen	keep those with consistent (61 months) market data		12/1998-12/1993	42
Trading Volume:	Trading Volume Beta Screens	keep those with 2003 trading volume > .125 million shares	Company Name, Ticker, GICS Code, Column for ROE screen. Screen Values are "Keep", "too low" and "too high". Actual ROE screen found on "Returns on Equity for Screen" worksheet. 1993-2004 Average ROE , Standard Deviation and +/1 Standard deviation for 30 Companies	2003	41
Beta	Trading Volume Beta Screens	keep companies with beta < 1		2003	30
Prior to ROE screen eliminated the following companies:			Reasons Eliminated:		
		CANADIAN PACIFIC RAILWAY LTD	inconsistent history		
		SNC-LAVALIN GROUP INC	utility assets		
		MOLSON INC -CL A	takeover / merger		
		NORTH WEST CO FUND	income fund		
ROE Screen:	ROE Screen	keep companies within 1 std. deviation of average	Company Name, Ticker, GICS Code, CBS stock rating, S&P Debt Rating and DBRS rating for those with neither S&P and CBS ratings. 1993-2004 Average ROE, Standard Deviation and +/-1 Standard deviaiton for 23 companies	1993-2003	23
CBS & S&P Stock Rating Screen	Rating Screen	eliminate those rated "higher risk" or "non-investment grade" or with no public rating	Company Name, Ticker, GICS Code, CBS stock rating, S&P Debt Rating and DBRS rating for those with neither S&P and CBS ratings. 1993-2004 Average ROE, Standard Deviation and +/-1 Standard deviaiton for 17 companies		17

Additional Data	**Worksheet Name**	**Data on Sheet**
Dividends	Dividend Data for Screen	Monthly Dvds for 64 companies passing CEQ screen 1 (1/93 to 12/03)
Market Prices 61 months	Market Data for Screen	Monthly Prices for 64 companies passing CEQ screen 1 (12/98 to 12/03)
Trading Volume	Shares Traded for Screen	2003 Trading volume for 64 companies passing CEQ screen 1
2003 Betas	Beta Data for Screen	2003 Betas for 64 companies passing CEQ screen 1
Returns	Returns on Equity for Screen	ROEs 1993 to 2004 for 30 companies passing beta screen. Average for 1993-2003 used in screen along with +/- 1 standard deviation.

Note:

1/ Each worksheet contains information required for the next or subsequent screen. At the bottom of each sheet is a list of all companies eliminated as a result of the current screen.

Company Name	Ticker Symbol	GICS Economic Sector	Common Equity-Total[Y92]	Common Equity-Total[Y93]	Common Equity-Total[Y94]	Common Equity-Total[Y95]	Common Equity-Total[Y96]	Common Equity-Total[Y97]
A&W REVENUE ROYALTIES INC FD	AW.U	25	@NA	@NA	@NA	@NA	@NA	@NA
AADCO AUTOMOTIVE INC	AA.	25	@NA	@NA	@NA	@NA	@NA	@NA
ABBEY WOODS DEVS LTD	AWD	25	@NA	8.461	8.672	8.972	8.823	9.457
ACE AVIATION HOLDINGS INC	ACE.B	20	316	230	365	912	985	1,435.00
ACS MEDIA INCOME FUND	AYP.U	25	@NA	@NA	@NA	@NA	@NA	@NA
ADB SYSTEMS INTL LTD	ADY	25	@NA	@NA	@NA	@NA	-0.209	5.563
ADS INC -CL A	AAL.MV.A	25	@NA	@NA	17.545	22.803	34.677	39.722
ADVANCED FIBER TECH AFT INC	AFT.U	20	@NA	@NA	@NA	@NA	@NA	@NA
ADVANTEX MARKETING INTL INC	ADX.	25	@NA	@NA	@NA	@NA	@NA	@NA
AECON GROUP INC	ARE.	20	@NA	@NA	-1.687	12.662	21.99	30.113
AFTON FOOD GROUP LTD	AFF.	25	@NA	@NA	@NA	@NA	@NA	@NA
AG GROWTH INCOME FUND	AFN.U	20	@NA	@NA	@NA	@NA	@NA	@NA
AGRA INDUSTRIES LTD	AGR.	20	163.559	171.984	191.786	200.007	216.606	290.461
AGRICORE UNITED	AU.LV	30	@NA	104.706	125.667	106.597	109.685	137.791
AIRBOSS OF AMERICA CORP	BOS.	25	@NA	@NA	@NA	7.199	19.166	22.249
ALARMFORCE INDUSTRIES INC	AF.	20	@NA	@NA	@NA	@NA	@NA	@NA
ALGO GROUP INC -CL A	AO	25	@NA	45.87	34.883	28.277	30.165	32.209
ALGOMA CENTRAL CORP	ALC.	20	58.675	65.536	79.262	98.415	108.026	180.085
ALIMENTN COUCHE-TARD -CL B	ATD.SV.B	30	@NA	@NA	19.39	33.847	41.516	92.993
ALLIANCE ATLANTS COMM -CL B	AAC.NV.B	25	@NA	70.244	83.852	95.38	150.424	225.777
ALLIED HOTEL PPTYS INC	AHP.	25	@NA	@NA	@NA	@NA	@NA	@NA
ALTA GENETICS INC	AGI.1	30	@NA	@NA	22.179	23.659	20.861	23.513
ALTERNATIVE FUEL SYS 2004	AFX.	25	@NA	@NA	@NA	@NA	@NA	@NA
AMISCO INDUSTRIES LTD	IAC.	25	@NA	@NA	@NA	@NA	@NA	@NA
ANDRES WINES LTD	ADW.NV.A	30	48.648	40.657	42.415	45.404	49.204	53.504
AQUA-PURE VENTURES INC	AQE	20	@NA	@NA	@NA	@NA	@NA	@NA
ARCTIC GLACIER INCOME FUND	AG.U	30	@NA	@NA	@NA	@NA	@NA	@NA
ARDEN HOLDINGS INC	ARH.2	25	@NA	@NA	@NA	6.174	6.567	7.427
ARMTEC INFRASTRUCTRE INCM FD	ARF.U	20	@NA	@NA	@NA	@NA	@NA	@NA
ASIA MEDIA GROUP CORP	0386B	25	@NA	@NA	@NA	@NA	@NA	@NA
ASSOCIATED BRANDS INCOME FD	ABF.U	30	@NA	@NA	@NA	@NA	@NA	@NA
ASTRAL MEDIA INC -CL A	ACM.NV.A	25	@NA	128.158	163.005	163.61	145.224	153.665

Company Name	Ticker Symbol	GICS Economic Sector	Common Equity-Total[Y92]	Common Equity-Total[Y93]	Common Equity-Total[Y94]	Common Equity-Total[Y95]	Common Equity-Total[Y96]	Common Equity-Total[Y97]
ATLANTIS SYSTEMS CORP	AIQ.	20	@NA	28.082	19.108	-4.195	-6.16	-11.958
ATLAS COLD STORAGE INCOME TR	FZR.U	20	@NA	@NA	@NA	@NA	@NA	@NA
ATS AUTOMATION TOOLING SYS	ATA.	20	@NA	40.318	71.594	88.769	143.066	268.206
AUTOMODULAR CORP	AM.	25	@NA	3.517	4.681	7.755	11.162	23.997
AVCORP INDUSTRIES INC	AVP.	20	-5.006	-8.198	6.062	12.983	18	33.426
AVVA TECHNOLOGIES INC	AVY.Z	20	@NA	@NA	@NA	@NA	@NA	@NA
BADGER INCOME FUND	BAD.U	20	@NA	@NA	@NA	@NA	5.871	25.541
BALLARD POWER SYSTEMS INC	BLD.	25	@NA	16.836	20.975	34.007	88.483	308.751
BATTERY TECHNOLOGIES INC	BTI.	20	-0.781	12.026	15.244	15.379	5.495	-6.825
BEAMSCOPE CANADA INC	BSP.	25	@NA	19.337	26.311	48.185	57.702	94.353
BENNETT ENVIRONMENTAL INC	BEV.	20	@NA	@NA	@NA	@NA	@NA	@NA
BESTAR INC	BES	25	@NA	@NA	-0.529	-0.996	-1.021	1.426
BFI CANADA INCOME FUND	BFC.U	20	@NA	@NA	@NA	@NA	@NA	@NA
BIG ROCK BREWERY INCOME TR	BR.U	30	7.33	8.416	10.198	11.544	17.442	17.731
BIRD CONSTRUCTION CO LTD	BDT.	20	@NA	5.166	@NA	@NA	@NA	@NA
BMTC GROUP INC -CL A	GBT.SV.A	25	@NA	@NA	@NA	81.195	88.024	95.561
BOMBARDIER INC -CL B	BBD.SV.B	20	950	1,350.00	1,610.40	1,657.00	2,181.70	2,589.30
BOSTON PIZZA ROYALTIES INCM	BPF.U	25	@NA	@NA	@NA	@NA	@NA	@NA
BOYD GROUP INCOME FUND	BYD.U	20	@NA	@NA	@NA	@NA	@NA	@NA
BRANDSELITE INTL CORP	BNT.	25	@NA	@NA	@NA	@NA	@NA	@NA
BRICK BREWING LTD	BRB.	30	@NA	@NA	@NA	@NA	@NA	@NA
BRICK GROUP INCOME FUND	BRK.U	25	@NA	@NA	@NA	@NA	@NA	@NA
BRIDGES TRANSITIONS INC	BIT.	20	@NA	@NA	@NA	@NA	@NA	@NA
BROMLEY MARR ECOS INC	BME.2	20	@NA	@NA	@NA	0.024	1.287	20.91
BUHLER INDUSTRIES INC	BUI	20	@NA	@NA	@NA	@NA	@NA	@NA
BW TECHNOLOGIES LTD	BWT.	20	@NA	@NA	@NA	@NA	@NA	@NA
CABLE SATISFACTION INTL INC	CSQ.SV.A	25	@NA	@NA	@NA	@NA	@NA	@NA
CAE INC	CAE.	20	599.862	174.586	138.839	180.769	228.581	276.453
CALDWELL PTNRS INTL -CL A	CWL.NV.A	20	@NA	@NA	@NA	@NA	@NA	24.656
CAMCO INC	COC.	25	125.974	126.972	75.051	59.77	62.399	69.462
CANADA 3000 INC	CCC.	20	@NA	@NA	@NA	@NA	@NA	@NA
CANADA BREAD LTD	CBY	30	128.589	145.54	163.502	185.245	205.172	232.408

Company Name	Ticker Symbol	GICS Economic Sector	Common Equity-Total[Y92]	Common Equity-Total[Y93]	Common Equity-Total[Y94]	Common Equity-Total[Y95]	Common Equity-Total[Y96]	Common Equity-Total[Y97]
CANADEX RESOURCES LTD	CDX.	20	@NA	@NA	@NA	@NA	@NA	@NA
CANADIAN AGRA FOODS INC	CAF.1	30	@NA	@NA	@NA	@NA	5.036	56.948
CANADIAN AIRLINES CORP	CA.1	20	-16.8	-308.6	297.9	134	-28.6	-23.2
CANADIAN BANK NOTE CO LTD	CBK.	20	@NA	@NA	71.117	71.175	63.705	64.141
CANADIAN CRUDE SEPARATORS IN	CCR.1	20	@NA	@NA	@NA	@NA	@NA	@NA
CANADIAN NATIONAL RAILWAY CO	CNR.	20	2,491.14	2,412.00	2,657.00	2,306.00	2,380.00	3,417.00
CANADIAN PACIFIC RAILWAY LTD	CP.	20	6,271.40	6,015.80	6,799.40	5,831.80	6,404.60	7,573.40
CANADIAN SATELLITE COMMUN	SAT.1	25	34.652	33.014	36.114	41.089	45.984	46.114
CANADIAN TIRE CORP -CL A	CTR.NV	25	1,155.74	1,208.33	1,152.11	1,239.34	1,299.39	1,298.58
CANADREAM CORP	CDN.	20	@NA	@NA	@NA	@NA	@NA	@NA
CANBRAS COMMUNICATIONS CORP	CBC.H	25	@NA	@NA	@NA	@NA	@NA	@NA
CANLAN ICE SPORTS CORP	ISE	25	@NA	@NA	@NA	73.218	64.668	62.717
CANWEST GLOBAL COM -NVTG	CGS.NV	25	79.093	105.007	192.491	257.34	475.035	551.064
CANWEST MEDIA INC	0338B	25	@NA	@NA	@NA	@NA	@NA	@NA
CARA OPERATIONS LTD -CL A	CAO.A	25	252.509	273.868	291.317	319.659	238.175	267.66
CARMANAH TECHNOLOGIES CORP	CMH.	20	@NA	@NA	@NA	@NA	@NA	@NA
CASSIDYS LTD	CYL.	25	16.717	16.432	17.44	18.368	19.047	19.479
CD PLUS.COM LTD	CDW	25	@NA	@NA	@NA	@NA	@NA	@NA
CDI EDUCATION CORP	EDU	20	@NA	@NA	@NA	@NA	@NA	@NA
CENTURY II HOLDINGS INC	CH.	20	@NA	@NA	14.267	28.224	37.237	43.111
CERAMIC PROTECTION CORP	CEP.	20	@NA	@NA	@NA	@NA	@NA	@NA
CFM CORP	CFM	25	@NA	@NA	46.936	76.376	86.155	172.138
CHAI NA TA CORP	CC.	30	17.824	17.727	23.835	29.37	38.306	28.358
CHAPTERS ONLINE INC	COL.1	25	@NA	@NA	@NA	@NA	@NA	@NA
CHUM LTD -CL B	CHM.NV.B	25	163.624	176.308	180.339	185.212	185.267	198.908
CHURCHILL CORP	CUQ	20	@NA	@NA	@NA	@NA	@NA	7.404
CINEPLEX GALAXY INCOME FUND	CGX.U	25	@NA	@NA	@NA	@NA	@NA	@NA
CINRAM INTERNATIONAL INC	CRW.	25	69.19	82.346	96.845	140.24	344.776	384.946
CIRCA ENTPS INC	CTO.	20	@NA	@NA	@NA	@NA	@NA	@NA
CLARKE INC	CKI.	20	@NA	@NA	@NA	@NA	29.222	34.753
CLEARLY CDN BEVERAGE CP	CLV.	30	56.136	51.822	44.501	38.82	59.396	49.54
CLEARWATER SEAFOODS INCM FD	CLR.U	30	@NA	@NA	@NA	@NA	@NA	@NA

Company Name	Ticker Symbol	GICS Economic Sector	Common Equity-Total[Y92]	Common Equity-Total[Y93]	Common Equity-Total[Y94]	Common Equity-Total[Y95]	Common Equity-Total[Y96]	Common Equity-Total[Y97]
CLUBLINK CORP	LNK	25	@NA	@NA	36.499	42.864	82.84	143.21
COGECO CABLE INC	CCA.SV	25	@NA	52.221	52.569	60.867	71.607	147.721
COGECO INC -SUB VTG	CGO.SV	25	56.299	131.497	169.804	173.413	170.809	170.323
COMMAND POST & TRANSFER CORP	CDP.	25	@NA	@NA	@NA	@NA	@NA	@NA
COMMERCIAL SOLUTIONS INC	CSA.	20	@NA	@NA	@NA	@NA	@NA	@NA
CONCERT INDUSTRIES LTD	CNG.	30	@NA	@NA	@NA	@NA	@NA	@NA
CONNORS BROS INCOME FD	CBF.U	30	@NA	@NA	@NA	@NA	@NA	@NA
CONSOLIDATED MERCANTILE INC	CMC.	20	3.319	4.414	3.6	3.582	11.24	12.091
CONSUMERS WATERHEATER INCOME	CWI.U	20	@NA	@NA	@NA	@NA	@NA	@NA
CONTINENTAL HOME HLTHCR LTD	CHT.	25	@NA	@NA	@NA	@NA	@NA	@NA
CONTRANS CORP -CL A	CSS.A	20	@NA	@NA	4.141	9.484	12.911	17.798
CONTRANS INCOME FD	CSS.U	20	@NA	@NA	@NA	@NA	@NA	@NA
COOLBRANDS INTERNATIONAL INC	COB.SV.A	30	@NA	@NA	@NA	8.32	35.848	68.548
CORBY (H.) DISTILLERY -CL A	CDL.A.	30	173.29	81.444	104.147	109.877	128.666	144.617
CORUS ENTERTAINMENT INC	CJR.NV.B	25	@NA	@NA	@NA	@NA	@NA	@NA
COSSETTE COMMUNICATIONS GRP	KOS.SV	25	@NA	@NA	@NA	@NA	@NA	@NA
COTT CORP QUE	BCB	30	75.915	283.684	319.066	281.862	327.16	341.262
CP SHIPS LTD	TEU.	20	@NA	@NA	@NA	@NA	@NA	@NA
CPI PLASTICS GROUP LTD	CPI.	20	@NA	@NA	@NA	@NA	@NA	@NA
CRAIG MUSIC & ENTERTAINMENT	MUE.1	25	@NA	@NA	@NA	@NA	@NA	@NA
CROSSOFF INC -CL A	OFF	20	@NA	@NA	@NA	4.343	4.592	2.905
CRS ROBOTICS CORP	ROB.	20	@NA	@NA	@NA	18.867	15.018	0.666
CTV INC	TV.1	25	111.85	113.554	116.965	119.026	121.354	206.771
DANIER LEATHER INC	DL.SV	25	@NA	@NA	@NA	@NA	@NA	@NA
DATAMARK SYSTEMS GROUP INC	DMK.	20	@NA	@NA	@NA	@NA	@NA	@NA
DECOMA INTL INC -CL A	DEC.SV.A	25	@NA	@NA	@NA	@NA	213.936	259.586
DECTRON INTERNATIONALE INC	9771B	20	@NA	@NA	@NA	@NA	@NA	3.578
DENNINGHOUSE INC	DEH	25	@NA	@NA	@NA	@NA	@NA	@NA
DEVINE ENTERTAINMENT CORP	DVN.	25	@NA	@NA	@NA	@NA	@NA	@NA
DIAMANT ART CORP	8608B	20	0.187	-2.026	-2.671	-3.719	-4.155	-4.554
DION ENTMT CORP	DIO.	25	@NA	@NA	@NA	@NA	@NA	@NA
DOMCO TARKETT INC	DOC.	20	52.847	61.364	78.172	88.517	128.26	156.251

Company Name	Ticker Symbol	GICS Economic Sector	Common Equity-Total[Y92]	Common Equity-Total[Y93]	Common Equity-Total[Y94]	Common Equity-Total[Y95]	Common Equity-Total[Y96]	Common Equity-Total[Y97]
DOMINION CITRUS LTD	DMN.U	30	@NA	@NA	@NA	@NA	@NA	@NA
DOREL INDUSTRIES INC	DII.SV	25	@NA	63.534	74.866	84.58	99.89	163.149
DOVER INDUSTRIES LTD	DVI.	30	40.224	43.306	46.744	49.745	51.221	51.368
DYLEX LTD	DLX.	25	97.123	102.008	96.266	96.422	128.797	171.05
DYNAMOTIVE ENERGY SYS CORP	9624B	20	@NA	@NA	@NA	2.347	2.83	3.292
DYNETEK INDUSTRIES LTD	DNK	25	@NA	@NA	@NA	@NA	@NA	@NA
EAGLE PRECISION TECH INC	EGL.	20	@NA	@NA	29.935	18.985	20.139	37.244
EASYHOME LTD	EH	25	@NA	@NA	@NA	@NA	@NA	@NA
EIGER TECHNOLOGY INC	AXA.	25	@NA	@NA	@NA	2.143	2.418	2.556
ELECTROHOME LTD -CL Y	ELL.NV.Y	25	21.894	25.813	52.077	59.755	63.676	93.829
ELECTROVAYA INC	EFL.	20	@NA	@NA	@NA	@NA	@NA	@NA
ELEPHANT & CASTLE GROUP INC	8332B	25	0.382	7.307	7.346	7.087	7.697	10.209
EMPIRE CO LTD -CL A	EMP.NV.A	30	268.081	348.999	391.902	390.359	436.803	522.358
ENVOY COMMUNICATIONS GRP INC	ECG	25	@NA	@NA	@NA	@NA	@NA	@NA
EXCO TECHNOLOGIES LTD	XTC	20	@NA	27.255	35.137	46.664	53.732	64.593
FAIRMONT HOTELS RESORTS INC	FHR.	25	@NA	@NA	@NA	@NA	@NA	@NA
FANTOM TECHNOLOGIES INC	FTM	25	@NA	@NA	@NA	5.907	18.057	32.519
FINNING INTERNATIONAL INC	FTT	20	295.662	377.591	445.858	504.325	594.599	686.013
FIRSTSERVICE CORP -SVTG	FSV.SV	20	@NA	@NA	32.285	21.332	28.424	65.752
FLINT ENERGY SVCS LTD	FES	20	@NA	@NA	@NA	@NA	@NA	@NA
FOREMOST INDUSTRIES INCM FD	FMO.U	20	@NA	@NA	20.14	20.288	26.388	36.312
FORZANI GROUP LTD -CL A	FGL	25	@NA	20.898	56.872	51.885	19.1	38.083
FOUR SEASONS HOTELS -LTD VTG	FSH.SV	25	246.519	125.561	139.586	56.322	88.06	254.513
FP NEWSPAPERS INCOME FUND	FP.U	25	@NA	@NA	@NA	@NA	@NA	@NA
FPI LTD	FPL.	30	147.022	131.507	147.234	143.157	149.511	154.145
FRESHXTEND TECHNOLOGIES CORP	FXT	25	@NA	@NA	-2.541	-2.921	10.55	21.942
FUEL CELL TECHNOLOGIES CORP	FCT.	20	@NA	@NA	@NA	@NA	@NA	@NA
FUTURE SHOP LTD	FSS.	25	@NA	47.111	63.655	80.89	85.905	89.866
GAMEHOST INCOME FUND	GH.U	25	@NA	@NA	@NA	@NA	@NA	@NA
GARDA WORLD SECURITY CORP	GW.	20	@NA	@NA	@NA	@NA	@NA	@NA
GARNET POINT RESOURCES CORP	GRC.	20	@NA	@NA	@NA	@NA	@NA	0.867
GATEWAY CASINOS INCOME FUND	GCI.U	25	@NA	@NA	@NA	@NA	@NA	@NA

Company Name	Ticker Symbol	GICS Economic Sector	Common Equity-Total[Y92]	Common Equity-Total[Y93]	Common Equity-Total[Y94]	Common Equity-Total[Y95]	Common Equity-Total[Y96]	Common Equity-Total[Y97]
GENDIS INC -CL A	GDS	25	189.924	199.109	204.031	290.7	242.329	314.35
GENERAL DONLEE INCOME FUND	GDI.U	20	@NA	@NA	@NA	@NA	@NA	@NA
GESCO INDUSTRIES INC	GSD	25	15.073	13.498	14.35	14.976	15.044	15.5
GILDAN ACTIVEWEAR INC	GIL.A	25	@NA	@NA	@NA	@NA	9.977	8.391
GLENDALE INTERNATIONAL CORP	GIN	25	@NA	28.229	32.798	32.815	28.537	23.612
GLENTEL INC	GLN.	25	39.3	61.725	37.333	30.085	32.765	28.372
GLOBAL RAILWAY INDS LTD	GBI.	20	@NA	@NA	@NA	@NA	@NA	@NA
GLOBAL THERMOELECTRIC INC	GLE.	20	@NA	@NA	@NA	@NA	@NA	5.433
GOLDFARB CORP -CL A	GDF.H	20	@NA	20.064	66.955	75.177	95.624	24.798
GOLF TOWN INCOME FUND	GLF.U	25	@NA	@NA	@NA	@NA	@NA	@NA
GOODFELLOW INC	GDL	25	@NA	@NA	29.506	30.949	33.747	38.685
GREAT CANADIAN GAMING CORP	GCD	25	@NA	@NA	@NA	@NA	@NA	@NA
GREYVEST CAPITAL INC	GFI.	20	45.963	43.412	45.563	46.558	43.477	45.291
GRILLI PROPERTY GROUP INC	GG.Z	25	@NA	83.032	81.892	-7.65	-12.618	0.774
GROUPE BOCENOR INC	GBO	20	@NA	@NA	@NA	@NA	@NA	@NA
GROUPE LAPERRIERE&VER -CL A	GLV.SV.A	20	@NA	23.133	25.819	31.359	36.972	42.596
GROUPE LES AILES D LA MODE	MOD.	25	@NA	@NA	@NA	@NA	44.188	51.31
GSW INC -CL B	GSW.SV.B	25	75.12	81.071	66.819	64.654	65.622	67.423
HALEY INDUSTRIES LTD	HLY	20	17.198	15.65	15.173	15.34	17.119	20.643
HALLMARK TECHNOLOGIES INC	HTI.1	20	@NA	13.817	16.575	19.521	23.539	29.416
HALTERM INCOME FUND	HAL.U	20	@NA	@NA	@NA	@NA	@NA	@NA
HAMMOND MFG LTD -CL A	HMM.SV.A	20	@NA	22.149	22.42	23.028	26.158	29.772
HAMMOND POWER SOLUTIONS INC	HPS.SV.A	20	@NA	@NA	@NA	@NA	@NA	@NA
HARDWOODS DISTR INCOME FD	HWD.U	20	@NA	@NA	@NA	@NA	@NA	@NA
HART STORES INC	HIS.	25	@NA	38.139	44.878	61.084	68.339	79.288
HARTCO CORP	HCC.	25	@NA	@NA	@NA	@NA	@NA	@NA
HARTLAND PIPELINE SVCS LTD	HAR.	20	@NA	@NA	@NA	@NA	@NA	@NA
HAWKER SIDDELEY CANADA	HSC.	20	240	229.6	174.9	130.4	37.9	29.9
HEADLINE MEDIA GROUP INC	HMG.SV	25	@NA	9.078	7.948	9.703	16.667	14.433
HEROUX-DEVTEK INC	HRX	20	41.91	34.713	42.614	43.683	46	50.126
HIGH LINER FOODS INC	HLF.	30	28.795	-16.656	-10.705	-4.628	8.444	17.012
HIP INTERACTIVE CORP	HP.	25	@NA	@NA	@NA	@NA	@NA	@NA

Company Name	Ticker Symbol	GICS Economic Sector	Common Equity-Total[Y92]	Common Equity-Total[Y93]	Common Equity-Total[Y94]	Common Equity-Total[Y95]	Common Equity-Total[Y96]	Common Equity-Total[Y97]
HOCKEY CO HOLDINGS INC	HCY	25	@NA	@NA	@NA	@NA	@NA	@NA
HOLLINGER CDN NEWSPAPERS LTD	HCN.U	25	@NA	@NA	@NA	@NA	@NA	@NA
HOLLINGER INC	HLG.C	25	217.364	236.866	358	311.554	456.193	-91.86
HUDSONS BAY CO	HBC.	25	1,315.45	1,614.45	1,772.89	1,778.35	1,791.99	1,710.16
HUMPTY DUMPTY SNACK FOODS	SNX.	30	@NA	@NA	@NA	@NA	-1.517	24.415
HUSKY INJECTION MOLDING SYS	HKY	20	@NA	@NA	@NA	@NA	@NA	243.789
HY & ZELS INC	HZI	30	@NA	10.829	11.606	12.652	14.024	15.385
HYATT FINANCIAL LTD	HTF.Z	20	@NA	@NA	@NA	@NA	@NA	0.728
HYDROGENICS CORP	HYG	20	@NA	@NA	@NA	@NA	@NA	@NA
IMAX CORP	IMX.	25	@NA	0.973	74.192	78.501	75.114	115.882
IMPERIAL GINSENG PRODS LTD	IGP	30	@NA	@NA	17.077	18.787	19.778	9.59
INDIGO BOOKS & MUSIC INC	IDG.	25	@NA	@NA	@NA	5.915	52.143	104.433
INSCAPE CORP	INQ.SV	20	@NA	@NA	@NA	19.138	21.334	69.887
INTERGOLD LTD	IGO.A	25	@NA	1.49	2.412	1.644	1.899	2.389
INTERNATIONAL AQUA FOODS LTD	IAF.	30	@NA	@NA	12.109	13.178	13.731	13.653
INTERNATIONAL BARRIER TECH I	IBH	20	@NA	@NA	@NA	@NA	@NA	@NA
INTERNATIONAL UNP HLDGS LTD	IUN	20	@NA	@NA	@NA	34.582	27.474	23.733
INTIER AUTOMOTIVE INC	IAI.SV.A	25	@NA	@NA	@NA	@NA	@NA	@NA
INTL HI-TECH INDUSTRIES INC	IHI.	20	@NA	@NA	@NA	@NA	@NA	@NA
INTL THUNDERBIRD GAMING CORP	INB.	25	@NA	@NA	@NA	@NA	@NA	@NA
INTRAWEST CORP	ITW.	25	200.113	218.18	265.539	276.421	289.933	498.068
INVENTRONICS LTD	IVT.	20	@NA	@NA	@NA	@NA	@NA	@NA
INVESPRINT CORP	INV.	20	@NA	@NA	4.338	18.917	30.732	29.619
IRWIN TOY LTD -NVTG	IWT.A	25	22.099	20.783	25.968	24.507	24.832	22.984
ITI EDUCATION CORP	ITK.	20	@NA	@NA	@NA	@NA	@NA	@NA
JEAN COUTU GROUP	PJC.SV.A	30	227.555	246.486	285.789	326.009	378.189	446.732
JEWETT CAMERON TRADING LTD	JCT.	20	@NA	@NA	@NA	6.605	7.166	7.893
KCP INCOME FUND	KCP.U	30	@NA	@NA	@NA	@NA	@NA	@NA
KEC ENVIRONMENTAL CORP	7657B	20	@NA	@NA	@NA	@NA	@NA	0.463
KEG ROYALTIES INCOME FD	KEG.U	25	@NA	@NA	@NA	@NA	@NA	@NA
LA SENZA CORP	LSZ.SV	25	@NA	47.308	58.763	68.324	112.577	97.434
LAIDLAW INTERNATIONAL INC	BUS.	20	2,331.00	2,038.97	2,161.39	2,267.43	2,912.00	3,869.01

Company Name	Ticker Symbol	GICS Economic Sector	Common Equity-Total[Y92]	Common Equity-Total[Y93]	Common Equity-Total[Y94]	Common Equity-Total[Y95]	Common Equity-Total[Y96]	Common Equity-Total[Y97]
LASSONDE INDS INC -CL A	LAS.SV.A	30	@NA	44.185	49.442	55.023	60.532	67.043
LE CHATEAU -CL A	CTU.SV.A	25	@NA	31.816	35.781	35.999	37.249	42.542
LEADING BRANDS INC	9008B	30	7.134	28.559	23.658	16.992	13.93	7.041
LEONS FURNITURE LTD	LNF	25	94.748	102.31	116.357	129.69	133.804	152.315
LEROUX STEEL (ACIER) -CL B	LER.B	20	@NA	@NA	@NA	60.377	86.022	96.455
LINAMAR CORP	LNR.	25	57.861	72.534	152.165	184.355	240.082	346.586
LIONS GATE ENTMT CORP	LGF.	25	@NA	@NA	@NA	@NA	@NA	143.951
LIQUIDATION WORLD INC	LQW	25	@NA	@NA	8.498	10.514	21.697	26.262
LOBLAW COS LTD	L.	30	842.5	911.5	1,031.00	1,138.30	1,290.40	1,475.00
LOGISTEC CORP -CL A	LGT.MV.A	20	@NA	27.398	28.993	28.894	34.494	39.515
LUXOR INDUSTRIAL CORP	LRL	20	@NA	@NA	@NA	@NA	@NA	@NA
MAAX INC	MXA.	20	@NA	29.489	38.564	44.252	65.211	83.808
MACYRO GROUP INC	MYO.	20	@NA	@NA	@NA	@NA	@NA	@NA
MAD CATZ INTERACTIVE INC	MCZ.	25	@NA	@NA	@NA	@NA	@NA	@NA
MAGELLAN AEROSPACE	MAL.	20	12.576	@NA	-5.729	-13.78	64.639	137.902
MAGNA ENTERTAINMENT CORP	MEC.SV.A	25	@NA	@NA	@NA	@NA	@NA	@NA
MAGNA INTERNATIONAL -CL A	MG.SV.A	25	590.3	844.4	1,319.80	1,591.60	2,331.20	3,266.00
MAGNOTTA WINERY CORP	MGN.	30	@NA	@NA	@NA	@NA	@NA	@NA
MAINFRAME ENTERTAINMENT INC	MFE.	25	@NA	@NA	@NA	-0.716	-1.293	22.927
MAPLE LEAF FOODS INC	MFI.	30	944.628	985.939	1,034.95	269.335	297.64	338.475
MARKS WORK WEARHOUSE LTD	MWW	25	@NA	20.745	28.922	32.154	36.884	46.746
MARSULEX INC	MLX	20	@NA	@NA	@NA	6.53	54.882	66.094
MARTINREA INTL INC	MRE.	20	@NA	@NA	@NA	@NA	@NA	@NA
MASONITE INTERNATIONAL CORP	MHM.	20	121.325	191.45	225.309	238.754	270.031	280.828
MAXXCOM INC	MXX	25	@NA	@NA	@NA	@NA	@NA	@NA
MCGRAW-HILL RYERSON LTD	MHR.	25	39.484	37.875	30.257	31.479	32.698	36.747
MDC PARTNERS INC	MDZ.SV.A	25	@NA	24.165	64.301	72.204	105.776	117.168
MEC HOLDINGS CDA INC	MEH.	25	@NA	@NA	@NA	@NA	@NA	@NA
MEGA BLOKS INC	MB	25	@NA	@NA	@NA	@NA	@NA	@NA
MENU FOODS INCOME FUND	MEW.U	30	@NA	@NA	@NA	@NA	@NA	@NA
METRO INC -CL A	MRU.SV.A	30	190.532	211.4	246.6	294.5	240.5	296.2
MICROTEC ENTERPRISES INC	EMI.	20	@NA	@NA	@NA	@NA	@NA	@NA

Company Name	Ticker Symbol	GICS Economic Sector	Common Equity-Total[Y92]	Common Equity-Total[Y93]	Common Equity-Total[Y94]	Common Equity-Total[Y95]	Common Equity-Total[Y96]	Common Equity-Total[Y97]
MIKES RESTAURANTS INC	MKI	25	@NA	15.337	17.081	12.943	10.888	6.38
MITCHELL (ROBERT) -CL B	MIT.B	20	37.468	35.674	34.329	39.456	43.241	44.146
MOBILE CLIMATE CTL INDS INC	MCC.	25	@NA	@NA	@NA	@NA	@NA	13.362
MOFFAT COMMUNICATIONS	MOF	25	55.036	67.533	73.067	80.507	94.948	106.618
MOLSON INC -CL A	MOL.A	30	1,168.34	1,308.51	1,373.59	905.247	906.977	978.546
MONARCH DEVELOPMENT CORP	MON.1	25	141.95	154.518	191.832	203.085	245.973	271.006
MOSAIC GROUP INC	MGX.	25	@NA	@NA	0.188	1.104	7.358	45.668
MOVIE DISTRIBUTION INCOME FD	FLM.U	25	@NA	@NA	@NA	@NA	@NA	@NA
MRRM INC	MRR.	30	@NA	@NA	@NA	@NA	@NA	@NA
MULLEN TRANSPORTATION INC	MTL.	20	@NA	22.863	38.085	63.919	75.897	95.917
NATIONAL CHALLENGE SYS INC	NLC.	20	@NA	@NA	@NA	@NA	@NA	@NA
NATIONAL CONSTRUCTION	NAT.	20	@NA	@NA	@NA	0.063	15.275	7.13
NEPTUNE TECH & BIORESSOURCES	NTB.	30	@NA	@NA	@NA	@NA	@NA	@NA
NEWALTA INCOME FUND	NAL.U	20	@NA	@NA	29.347	34.667	50.216	69.513
NEWFOUNDLAND CAP CORP -CL A	NCC.SV.A	25	12.682	35.608	43.343	45.698	49.473	91.015
NEXUS GROUP INTL INC	NXS	25	@NA	-1.319	0.68	0.779	1.731	-0.352
NOBLE CHINA INC	NMO.	30	@NA	@NA	110.074	91.7	94.615	99.249
NORTH WEST CO FUND	NWF.U	25	135.346	147.652	159.974	139.953	147.353	160.16
NORTHSTAR AEROSPACE INC	NAS.	20	106.217	70.732	60.651	81.402	47.775	82.506
NORTHWEST SPORTS ENTERPRISES	9990B	25	@NA	@NA	@NA	@NA	@NA	@NA
NORWALL GROUP INC	NGI.	25	@NA	@NA	@NA	@NA	@NA	@NA
OCEANEX INCOME FD	OAX.U	20	@NA	@NA	@NA	@NA	@NA	@NA
OFFSHORE SYSTEMS INTL LTD	OSI.	20	@NA	@NA	@NA	7.197	10.235	11.348
OPTIPRESS INC	OPP	20	@NA	@NA	@NA	@NA	@NA	@NA
ORBUS PHARMA INC	ORB.	20	@NA	3.167	28.476	38.536	40.355	44.141
OSPREY MEDIA INCOME FUND	OSP.U	25	@NA	@NA	@NA	@NA	@NA	@NA
PACIFIC HARBOUR CAPITAL LTD	PCF.	25	@NA	@NA	@NA	4.815	5.528	5.967
PACIFIC INSIGHT ELECTRONICS	PIH	25	@NA	@NA	@NA	@NA	@NA	@NA
PAULIN H & CO LTD	PAP.A	20	@NA	@NA	@NA	@NA	@NA	@NA
PBB GLOBAL LOGISTICS INCOME	PBB.U	20	@NA	@NA	@NA	@NA	@NA	@NA
PEACE ARCH ENTMT GROUP INC	PAE.	25	@NA	@NA	@NA	@NA	@NA	9.12
PELORUS ENERGY CORP	PN	20	@NA	@NA	@NA	@NA	@NA	6.496

Company Name	Ticker Symbol	GICS Economic Sector	Common Equity-Total[Y92]	Common Equity-Total[Y93]	Common Equity-Total[Y94]	Common Equity-Total[Y95]	Common Equity-Total[Y96]	Common Equity-Total[Y97]
PERKINS PAPERS LTD	PKN.1	30	@NA	16.309	20.699	75.161	112.039	159.429
PERSONA INC	PSA.	25	@NA	23.961	-4.357	-7.917	-6.133	1.502
PET VALU CANADA INC	PVC.	25	@NA	@NA	@NA	17.414	22.343	7.53
PFB CORP	PFB.	20	@NA	@NA	@NA	@NA	@NA	@NA
PIH PAC INTL HARDWOODS INC	PHC.	25	@NA	@NA	@NA	7.455	2.957	3.174
PLM GROUP LTD	PGL.	20	@NA	@NA	@NA	@NA	@NA	@NA
POWER PLUS CORP	3340B	25	@NA	@NA	@NA	-0.177	3.588	-13.332
PRADA HOLDINGS LTD	9500B	20	-11.401	-16.394	-17.219	-16.987	-16.896	-16.637
PRECISION ASSESSMENT TECH CP	PDT.	20	@NA	@NA	@NA	@NA	@NA	@NA
PREMIUM BRANDS INC	FFF.	30	@NA	@NA	@NA	15.557	37.199	49.416
PRIMA DEVELOPMENTS LTD	PID	20	@NA	@NA	@NA	@NA	@NA	@NA
PRIME RESTAURANTS ROYL INCM	EAT.U	25	@NA	@NA	@NA	@NA	@NA	@NA
PRIMETECH ELECTRONICS INC	PME.	20	@NA	@NA	@NA	@NA	@NA	@NA
PRINTERA CORP	PAC.	20	@NA	5.948	7.744	22.221	24.799	37.856
PRISZM CANADIAN INCOME FUND	QSR.U	25	@NA	@NA	@NA	@NA	@NA	@NA
PRIVA INC	PIV	25	@NA	@NA	@NA	@NA	@NA	@NA
PROPRIETARY INDS INC	PPI.	20	@NA	@NA	@NA	@NA	@NA	@NA
PRT FORST REGENERATN INCM FD	PRT.U	30	@NA	@NA	@NA	@NA	@NA	@NA
Q/MEDIA SERVICES CORP	QMS	20	@NA	@NA	@NA	@NA	@NA	@NA
QSOUND LABS INC	AAZ	25	-0.461	1.848	1.074	5.585	3.391	6.762
QUEBECOR INC -CL B	QBR.SV.B	25	643.609	742.341	828.42	979.521	1,091.52	1,224.14
QUEBECOR WORLD INC -SUB VTG	IQW.SV	20	607.05	851.581	992.124	1,447.65	1,582.07	1,748.37
RAILPOWER TECHNOLOGIES CORP	P.	20	@NA	@NA	@NA	@NA	@NA	@NA
RAINMAKER INCOME FUND	RNK.U	25	@NA	@NA	@NA	11.261	15.221	20.447
REITMANS (CANADA) -CL A	RET.NV.A	25	125.104	135.664	143.442	140.531	135.004	144.723
REKO INTERNATIONAL GROUP INC	REK	20	@NA	@NA	32.8	36.621	37.184	42.277
RICH MINERALS CORP	RMC	20	@NA	@NA	@NA	@NA	@NA	@NA
RICHELIEU HARDWARE LTD	RCH	20	@NA	31.681	38.097	43.36	36.359	42.498
RICHTREE INC	MOO.SV.B	25	@NA	@NA	@NA	@NA	@NA	@NA
RIDLEY INC	RCL.	30	@NA	@NA	@NA	@NA	@NA	21.551
RITCHIE BROS AUCTIONEERS INC	RBA.	20	@NA	@NA	@NA	66.441	82.879	36.723
ROGERS COMMUNICATION -CL B	RCI.NV.B	25	283.403	153.178	70.497	-908.447	-1,344.24	-1,634.55

Company Name	Ticker Symbol	GICS Economic Sector	Common Equity-Total[Y92]	Common Equity-Total[Y93]	Common Equity-Total[Y94]	Common Equity-Total[Y95]	Common Equity-Total[Y96]	Common Equity-Total[Y97]
ROGERS SUGAR INCOME FUND	RSI.U	30	@NA	@NA	@NA	@NA	@NA	@NA
RONA INC	RON.	25	@NA	@NA	@NA	@NA	@NA	@NA
ROSEDALE DECORATIVE PROD LTD	3591B	25	@NA	@NA	@NA	@NA	1.411	2.516
ROTHMANS INC	ROC.	30	177.606	115.025	153.683	137.05	164.601	199.101
ROW ENTERTAINMENT INCM FUND	ROW.U	25	@NA	@NA	@NA	@NA	@NA	@NA
ROYAL AVIATION INC	ROY	20	@NA	26.237	34.96	29.662	33.672	50.956
ROYAL GROUP TECH LTD	RYG.SV	20	@NA	@NA	113.666	336.665	532.37	648.141
RUSSEL METALS INC	RUS.	20	171.442	212.701	277.23	282.056	217.043	245.521
RYSTAR COMMUNICATIONS LTD	RYS	25	@NA	@NA	@NA	@NA	@NA	@NA
SACO SMARTVISION INC	SSV.1	25	@NA	@NA	@NA	@NA	@NA	@NA
SALTER STREET FILMS LTD	SSF.	25	@NA	@NA	@NA	@NA	@NA	@NA
SAPUTO INC	SAP.	30	@NA	@NA	@NA	105.772	114.19	369.893
SASKATCHEWAN WHT POOL	SWP.NV.B	30	@NA	@NA	@NA	@NA	469.238	504.657
SCAFFOLD CONNECTION CORP	SFD.	20	@NA	@NA	@NA	@NA	@NA	@NA
SCHNEIDER CORP -CL A	SCD.A	30	71.913	82.536	92.915	101.103	88.155	95.513
SCI INCOME TRUST	SMN.U	25	@NA	@NA	@NA	@NA	@NA	@NA
SCOTTS RESTAURANTS	SRG.	25	@NA	@NA	@NA	182.556	178.45	181.952
SEARS CANADA INC	SCC.	25	863.1	845.1	867	856.4	948.7	1,042.40
SECOND CUP LTD	SKL	25	@NA	@NA	17.054	19.173	97.372	101.216
SENVEST CAP INC	SEC.	20	12.47	20.833	24.983	30.28	35.503	42.138
SEPPS GOURMET FOODS LTD	SGO.	30	@NA	@NA	@NA	@NA	@NA	@NA
SEVENWAY CAPITAL CORP	SWY.1	30	@NA	1.783	14.309	18.062	21.149	18.666
SHAW COMMUNICATN INC -CL B	SJR.NV.B	25	198.166	219.196	428.702	510.315	567.837	579.376
SHEP TECHNOLOGIES INC	0416B	25	@NA	@NA	@NA	@NA	@NA	@NA
SHERMAG INC	SMG.	25	@NA	@NA	9.729	14.707	22.35	57.213
SHIRMAX FASHIONS LTD	SHX.	25	@NA	@NA	@NA	@NA	23.079	28.588
SHOPPERS DRUG MART CORP	SC.	30	@NA	@NA	@NA	@NA	@NA	@NA
SINTRA LTD	STL.1	20	@NA	@NA	@NA	@NA	@NA	@NA
SKYJACK INC	SJK.	20	@NA	5.625	22.317	36.012	52.761	61.603
SLEEMAN BREWERIES LTD	ALE.	30	@NA	@NA	@NA	4.896	28.19	32.461
SLEEP COUNTRY CDA INCOME FD	Z.U	25	@NA	@NA	@NA	@NA	@NA	@NA
SMK SPEEDY INTERNATIONAL INC	SMK.	20	@NA	66.236	93.577	105.17	104.212	5.351

Company Name	Ticker Symbol	GICS Economic Sector	Common Equity-Total[Y92]	Common Equity-Total[Y93]	Common Equity-Total[Y94]	Common Equity-Total[Y95]	Common Equity-Total[Y96]	Common Equity-Total[Y97]
SNC-LAVALIN GROUP INC	SNC.	20	171.028	195.394	220.808	231.814	237.67	318.294
SOBEYS INC	SBY	30	@NA	@NA	@NA	@NA	@NA	@NA
SODISCO-HOWDEN GR LTD	SOD	25	53.045	16.91	57.026	47.971	9.258	14.029
SONG CORP	SOC.	25	@NA	@NA	@NA	@NA	@NA	@NA
SPAR AEROSPACE LTD	SPZ.	20	105.44	153.857	158.871	167.518	114.496	78
SPECTRA GROUP GREAT RESTS	SPA.	25	@NA	23.942	26.721	28.872	13.109	26.206
SPECTRA PREMIUM INDS INC	SPD.SV	25	@NA	@NA	@NA	@NA	15.829	59.488
SPORTSCENE RESTAURANTS INC	SPS.MV.A	25	@NA	@NA	@NA	@NA	@NA	@NA
STACKPOLE LTD	SKD	25	@NA	57.596	65.249	82.489	92.934	102.784
STANTEC INC	STN.	20	@NA	-8.09	20.891	24.254	26.288	46.165
STRATEGIC VALUE CORP	SVA.	25	0.294	-4.649	-4.028	-7.671	-7.438	53.352
STRONGCO INC	SQP	25	@NA	@NA	@NA	42.135	50.218	63.279
SUN ENTERTAINMENT HOLDING CP	SED.	25	@NA	@NA	@NA	@NA	-0.032	0.181
SUN GRO HORTICULTURE INCM FD	GRO.U	30	@NA	@NA	@NA	@NA	@NA	@NA
SUN-RYPE PRODUCTS LTD	SRF	30	@NA	@NA	@NA	@NA	@NA	@NA
SUNOPTA INC	SOY	30	2.424	2.802	1.934	8.809	8.82	9.06
SUPERIOR PLUS INCOME FD	SPF.U	20	@NA	@NA	@NA	@NA	@NA	@NA
SWISS WTR DECAFFEINATED COFF	SWS.U	30	@NA	@NA	@NA	@NA	@NA	@NA
T EATON CO LTD	ETN.	25	@NA	@NA	@NA	@NA	@NA	@NA
T S C SHANNOCK CORP -CL A	TSH.	25	@NA	5.084	5.543	4.609	4.644	3.896
TAIGA FOREST PRODUCTS LTD	TFP	20	@NA	24.9	32.907	35.22	41.133	45.714
TANBRIDGE CORP	TNB.	25	@NA	@NA	@NA	@NA	@NA	@NA
TECSYN INTERNATIONAL INC	TSN.1	25	@NA	@NA	26.866	41.536	13.953	22.572
TEKNION CORP	TKN.SV	20	@NA	@NA	@NA	@NA	@NA	@NA
TELESCENE FILM GROUP -CL B	TFG.Z	25	@NA	@NA	@NA	1.382	2.832	32.891
TESMA INTERNATNAL INC -CL A	TSM.SV.A	25	@NA	@NA	38.704	62.778	77.485	172.335
THOMSON CORP	TOC.	25	3,539.73	3,820.25	4,407.97	5,220.54	5,759.49	6,434.29
THRILLTIME ENTMT INTL INC	THL	20	@NA	@NA	@NA	@NA	@NA	@NA
THYSSENKRUPP BUDD CDA INC	BUD.	25	90.02	83.305	71.884	71.452	74.13	77.034
TIR SYSTEMS LTD	TIR	20	@NA	@NA	@NA	@NA	@NA	@NA
TOROMONT INDUSTRIES LTD	TIH	20	25.958	48.909	64.46	79.68	100.305	155.821
TORSTAR CORP -CL B	TS.NV.B	25	604.842	548.622	569.953	569.263	571.703	784.35

Company Name	Ticker Symbol	GICS Economic Sector	Common Equity-Total[Y92]	Common Equity-Total[Y93]	Common Equity-Total[Y94]	Common Equity-Total[Y95]	Common Equity-Total[Y96]	Common Equity-Total[Y97]
TRAILMOBILE CDA LTD	TMX.	25	@NA	@NA	@NA	@NA	@NA	@NA
TRANSAT A T INC	TRZ.	20	@NA	30.543	35.942	22.544	52.115	163.875
TRANSCONTINENTAL INC -CL A	TCL.SV.A	20	131.133	247.743	263.821	286	282.509	312.331
TRANSFORCE INC	TFI.	20	@NA	@NA	@NA	@NA	@NA	24.255
TRANSFORCE INCOME FUND	TIF.U	20	@NA	@NA	@NA	@NA	@NA	@NA
TRAVELBYUS.COM LTD	TBU	25	@NA	@NA	@NA	0.08	4.538	0.997
TREE ISLAND WIRE INCOME FUND	TIL.U	20	@NA	@NA	@NA	@NA	@NA	@NA
TRI-WHITE CORP	TWH.	20	@NA	@NA	@NA	@NA	@NA	@NA
TRIMAC CORP	TMA.	20	207.442	277.924	314.075	339.093	252.594	317.664
TRIMIN CAPITAL CORP	TMN.	20	@NA	@NA	@NA	@NA	@NA	@NA
TRITECH PRECISION INC	TCH.1	25	@NA	@NA	38.375	45.648	72.713	114.073
TROJAN TECHNOLOGIES INC	TUV	20	@NA	@NA	22.162	23.285	26.666	31.692
TURBO GENSET INC	TGN.	20	@NA	@NA	@NA	@NA	@NA	@NA
TVA GROUP INC -CL B	TVA.NV.B	25	71.974	76.674	75.572	78.423	96.176	112.27
UE WATERHEATER INCOME FUND	UWH.U	20	@NA	@NA	@NA	@NA	@NA	@NA
UNI SELECT INC	UNS.	25	@NA	39.004	51.491	61.84	70.767	82.497
UNIBROUE INC	UBE	30	@NA	@NA	@NA	@NA	@NA	@NA
UNICAN SECURITY SYS -CL B	UCS.B	20	43.214	64.712	77.599	91.241	126.98	168.266
VAN HOUTTE INC	VH.SV	30	@NA	42.592	67.699	74.363	100.309	165.948
VECTOR AEROSPACE CORP	RNO.	20	@NA	@NA	@NA	@NA	@NA	@NA
VELAN INC -SVTG	VLN.SV	20	@NA	@NA	@NA	118.486	134.166	167.508
VENTRA GROUP INC	VTA.	25	-2.931	42.132	52.783	70.415	73.596	82.316
VERSACOLD INCOME FUND	ICE.U	20	@NA	@NA	52.473	59.032	58.391	61.183
VHQ ENTERTAINMENT INC	VHQ	25	@NA	@NA	@NA	@NA	@NA	@NA
VICEROY HOMES LTD	VHL.SV.A	25	@NA	26.192	22.361	23.502	44.638	42.953
VIDEOTRN (LE GRPE) LTD	VDO	25	349.597	316.462	450.26	456.223	412.045	637.73
VINCOR INTL INC	VN	30	33.154	11.436	15.458	19.022	66.923	102.343
VITRAN CORP INC	VTN.	20	@NA	24.192	38.446	45.771	45.706	51.434
VOXCOM INC	VOX.Z	20	@NA	@NA	@NA	@NA	@NA	@NA
WAJAX LTD	WJX	20	64.566	85.665	90.84	124.292	145.093	191.736
WESCAM INC	WSC.1	20	@NA	@NA	1.823	31.529	46.778	36.227
WESCAST INDUSTRIES -CL A	WCS.SV.A	25	@NA	9.756	54.447	70.995	152.688	192.853

Company Name	Ticker Symbol	GICS Economic Sector	Common Equity-Total[Y92]	Common Equity-Total[Y93]	Common Equity-Total[Y94]	Common Equity-Total[Y95]	Common Equity-Total[Y96]	Common Equity-Total[Y97]
WEST 49 INC	WXX	25	@NA	@NA	@NA	0.316	2.957	3.142
WESTAIM CORP	WED	20	@NA	@NA	@NA	@NA	339.853	309.893
WESTBURNE INC	WBI	20	353.367	322.358	423.792	452.805	315.785	365.841
WESTJET AIRLINES LTD	WJA	20	@NA	@NA	@NA	@NA	@NA	@NA
WESTON (GEORGE) LTD	WN.	30	1,262.00	1,285.00	1,400.00	1,553.00	1,615.00	1,756.00
WESTPORT INNOVATIONS INC	WPT	25	@NA	@NA	@NA	@NA	@NA	2.193
WESTSHORE TERMS INCOME FD	WTE.U	20	@NA	@NA	@NA	@NA	@NA	@NA
WFI INDUSTRIES LTD	WFI.	20	@NA	@NA	@NA	@NA	@NA	@NA
WHITE ROSE CRFTS&NRSY	WRL.	25	26.348	53.261	57.793	61.221	27.665	28.235
WIC WESTERN INTL COMM -CL B	WIC.B	25	239.301	300.225	300.431	295.407	282.925	290.989
WITTKE INC	WKE	25	@NA	@NA	@NA	@NA	@NA	@NA
WORLDPLUS VENTURES LTD	WPV	25	@NA	@NA	@NA	@NA	@NA	@NA
YBM MAGNEX INTERNATIONAL INC	YBM	20	@NA	@NA	@NA	38.753	84.327	@NA
YELLOW PAGES INCOME FUND	YLO.U	25	@NA	@NA	@NA	@NA	@NA	@NA
ZENON ENVIRONMENTAL INC	ZEN.	20	17.134	16.95	17.842	13.391	15.485	17.423
ZTEST ELECTRONICS INC	ZTE	20	@NA	@NA	@NA	@NA	@NA	@NA

Company Name	Common Equity-Total[Y98]	Common Equity-Total[Y99]	Common Equity-Total[Y00]	Common Equity-Total[Y01]	Common Equity-Total[Y02]	Common Equity-Total[Y03]	CEQ 1992 to 2003 Exists	CEQ Always Positive	Passes Both
A&W REVENUE ROYALTIES INC FD	@NA	@NA	@NA	@NA	76.352	75.204	0	1	1
AADCO AUTOMOTIVE INC	@NA	@NA	0.817	-0.144	-2.748	-4.299	0	0	0
ABBEY WOODS DEVS LTD	12.373	12.956	@NA	@NA	@NA	@NA	0	1	1
ACE AVIATION HOLDINGS INC	1,457.00	600	191	-1,063.00	-2,413.00	-4,280.00	1	0	1
ACS MEDIA INCOME FUND	@NA	@NA	@NA	@NA	@NA	159.067	0	1	1
ADB SYSTEMS INTL LTD	18.622	28.985	15.86	8.014	1.198	1.026	0	0	0
ADS INC -CL A	43.416	44.657	43.57	47.509	44.722	45.82	0	1	1
ADVANCED FIBER TECH AFT INC	@NA	@NA	@NA	@NA	119.473	110.227	0	1	1
ADVANTEX MARKETING INTL INC	2.522	1.191	10.127	5.438	4.174	2.504	0	1	1
AECON GROUP INC	34.701	40.003	86.019	99.776	131.554	116.968	0	0	0
AFTON FOOD GROUP LTD	@NA	9.709	18.118	21.269	5.74	-19.07	0	0	0
AG GROWTH INCOME FUND	@NA	@NA	@NA	@NA	8.458	12.523	0	1	1
AGRA INDUSTRIES LTD	327.479	354.8	@NA	@NA	@NA	@NA	0	1	1
AGRICORE UNITED	212.493	211.073	204.168	212.046	485.243	552.327	0	1	1
AIRBOSS OF AMERICA CORP	34.685	53.795	56.513	59.731	56.319	52.021	0	1	1
ALARMFORCE INDUSTRIES INC	@NA	@NA	@NA	6.768	8.078	9.716	0	1	1
ALGO GROUP INC -CL A	16.29	5.666	16.526	5.416	2.486	-0.45	0	0	0
ALGOMA CENTRAL CORP	194.542	196.292	199.743	228.795	247.291	250.752	1	1	2
ALIMENTN COUCHE-TARD -CL B	184.48	204.075	228.351	377.123	445.17	746.826	0	1	1
ALLIANCE ATLANTS COMM -CL B	404.531	571.5	598.6	575.1	519.1	319	0	1	1
ALLIED HOTEL PPTYS INC	@NA	@NA	10.931	10.335	0.76	-0.796	0	0	0
ALTA GENETICS INC	20.936	35.157	@NA	@NA	@NA	@NA	0	1	1
ALTERNATIVE FUEL SYS 2004	@NA	2.061	4.807	11.758	8.582	0.643	0	1	1
AMISCO INDUSTRIES LTD	@NA	16.791	19.429	20.251	20.948	21.983	0	1	1
ANDRES WINES LTD	56.265	65.027	66.114	68.56	72.521	81.308	1	1	2
AQUA-PURE VENTURES INC	@NA	@NA	9.805	1.858	0.234	0.78	0	1	1
ARCTIC GLACIER INCOME FUND	@NA	53.825	52.719	49.5	117.618	166.469	0	1	1
ARDEN HOLDINGS INC	6.376	8.483	11.136	14.147	@NA	@NA	0	1	1
ARMTEC INFRASTRUCTRE INCM FD	@NA	@NA	@NA	@NA	@NA	@NA	0	0	0
ASIA MEDIA GROUP CORP	@NA	@NA	-1.247	-1.209	@NA	@NA	0	0	0
ASSOCIATED BRANDS INCOME FD	@NA	@NA	@NA	@NA	120.391	115.423	0	1	1
ASTRAL MEDIA INC -CL A	168.212	299.337	311.248	537.324	599.409	762.778	0	1	1

432

Company Name	Common Equity-Total[Y98]	Common Equity-Total[Y99]	Common Equity-Total[Y00]	Common Equity-Total[Y01]	Common Equity-Total[Y02]	Common Equity-Total[Y03]	CEQ 1992 to 2003 Exists	CEQ Always Positive	Passes Both
ATLANTIS SYSTEMS CORP	-16.295	-19.477	-25.734	-1.118	1.864	3.008	0	0	0
ATLAS COLD STORAGE INCOME TR	@NA	@NA	@NA	278.477	448.04	326.349	0	1	1
ATS AUTOMATION TOOLING SYS	314.339	348.136	526.801	549.878	547.158	530.769	0	1	1
AUTOMODULAR CORP	15.394	20.62	18.709	38.931	38.52	34.59	0	1	1
AVCORP INDUSTRIES INC	35.053	23.417	13.639	17.908	13.693	13.807	1	0	1
AVVA TECHNOLOGIES INC	@NA	@NA	@NA	0.636	0.725	@NA	0	1	1
BADGER INCOME FUND	42.253	40.618	41.664	34.133	34.647	38.685	0	1	1
BALLARD POWER SYSTEMS INC	627.692	559.295	980.973	1,333.34	1,303.17	958.503	0	1	1
BATTERY TECHNOLOGIES INC	-8.85	-8.098	-6.813	3.22	@NA	@NA	0	0	0
BEAMSCOPE CANADA INC	72.621	55.397	@NA	@NA	@NA	@NA	0	1	1
BENNETT ENVIRONMENTAL INC	6.077	17.317	14.594	20.675	35.504	58.898	0	1	1
BESTAR INC	6.925	10.696	14.1	14.763	11.419	11.673	0	0	0
BFI CANADA INCOME FUND	@NA	@NA	@NA	@NA	@NA	@NA	0	0	0
BIG ROCK BREWERY INCOME TR	16.448	16.629	19.038	21.784	24.75	26.687	1	1	2
BIRD CONSTRUCTION CO LTD	10.455	17.327	22.976	26.338	29.796	30.17	0	1	1
BMTC GROUP INC -CL A	93.575	102.14	111.795	117.599	133.808	113.233	0	1	1
BOMBARDIER INC -CL B	3,188.50	3,311.80	3,512.40	3,790.00	2,206.00	2,715.00	1	1	2
BOSTON PIZZA ROYALTIES INCM	@NA	@NA	@NA	@NA	70.5	74.383	0	1	1
BOYD GROUP INCOME FUND	9.395	12.208	19.517	26.042	24.542	21.197	0	1	1
BRANDSELITE INTL CORP	6.755	0.415	-2.906	@NA	@NA	@NA	0	0	0
BRICK BREWING LTD	11.921	9.201	8.476	10.782	8.559	8.651	0	1	1
BRICK GROUP INCOME FUND	@NA	@NA	@NA	@NA	@NA	@NA	0	0	0
BRIDGES TRANSITIONS INC	@NA	2.567	18.687	15.909	8.558	3.685	0	1	1
BROMLEY MARR ECOS INC	13.726	@NA	@NA	@NA	@NA	@NA	0	1	1
BUHLER INDUSTRIES INC	44.79	47.327	51.659	53.442	61.998	70.868	0	1	1
BW TECHNOLOGIES LTD	7.981	12.394	15.457	21.24	31.471	@NA	0	1	1
CABLE SATISFACTION INTL INC	7.133	88.53	109	121.337	8.783	@NA	0	1	1
CAE INC	338.275	379.3	464.1	618.5	750.2	918.8	1	1	2
CALDWELL PTNRS INTL -CL A	27.322	26.035	22.38	21.222	21.706	22.909	0	1	1
CAMCO INC	75.241	77.185	36.066	29.271	40.392	-12.136	1	0	1
CANADA 3000 INC	7.597	26.778	136.328	@NA	@NA	@NA	0	1	1
CANADA BREAD LTD	230.536	231.16	235.441	251.154	304.711	437.427	1	1	2

Company Name	Common Equity-Total[Y98]	Common Equity-Total[Y99]	Common Equity-Total[Y00]	Common Equity-Total[Y01]	Common Equity-Total[Y02]	Common Equity-Total[Y03]	CEQ 1992 to 2003 Exists	CEQ Always Positive	Passes Both
CANADEX RESOURCES LTD	@NA	6.163	6.796	11.032	12.29	14.609	0	1	1
CANADIAN AGRA FOODS INC	46.038	@NA	@NA	@NA	@NA	@NA	0	1	1
CANADIAN AIRLINES CORP	-159.8	-379.4	@NA	@NA	@NA	@NA	0	0	0
CANADIAN BANK NOTE CO LTD	65.473	54.264	53.235	55.62	58.719	61.345	0	1	1
CANADIAN CRUDE SEPARATORS IN	@NA	41.217	51.206	72.707	@NA	@NA	0	1	1
CANADIAN NATIONAL RAILWAY CO	4,291.00	5,179.00	5,371.00	6,034.00	6,627.00	6,480.00	1	1	2
CANADIAN PACIFIC RAILWAY LTD	7,998.00	8,048.80	9,335.50	3,137.50	3,386.40	3,675.20	1	1	2
CANADIAN SATELLITE COMMUN	51.71	168.374	271.885	@NA	@NA	@NA	0	1	1
CANADIAN TIRE CORP -CL A	1,261.55	1,344.75	1,459.44	1,603.69	1,806.90	2,033.30	1	1	2
CANADREAM CORP	@NA	@NA	2.69	3.483	4.44	5.322	0	1	1
CANBRAS COMMUNICATIONS CORP	@NA	21.883	83.373	148.641	118.477	29.311	0	1	1
CANLAN ICE SPORTS CORP	35.295	28.035	33.698	29.329	27.825	26.309	0	1	1
CANWEST GLOBAL COM -NVTG	686.041	796.215	865.291	1,249.84	1,125.91	1,175.62	1	1	2
CANWEST MEDIA INC	@NA	@NA	@NA	@NA	2,264.98	2,227.55	0	1	1
CARA OPERATIONS LTD -CL A	248.279	254.781	338.502	353.558	382.384	@NA	0	1	1
CARMANAH TECHNOLOGIES CORP	@NA	@NA	@NA	2.255	2.518	8.388	0	1	1
CASSIDYS LTD	17.311	@NA	@NA	@NA	@NA	@NA	0	1	1
CD PLUS.COM LTD	1.623	7.919	@NA	@NA	@NA	@NA	0	1	1
CDI EDUCATION CORP	-22.4	30.565	33.853	35.441	27.915	@NA	0	0	0
CENTURY II HOLDINGS INC	41.673	21.784	23.475	24.274	14.128	19.141	0	1	1
CERAMIC PROTECTION CORP	@NA	@NA	3.756	2.745	2.573	5.182	0	1	1
CFM CORP	212.012	225.706	243.453	277.612	343.376	331.166	0	1	1
CHAI NA TA CORP	21.232	3.42	16.327	14.332	14.652	24.096	1	1	2
CHAPTERS ONLINE INC	6.736	46.188	7.104	@NA	@NA	@NA	0	1	1
CHUM LTD -CL B	202.846	215.75	239.08	252.237	263.808	389.24	1	1	2
CHURCHILL CORP	11.692	19.427	25.342	30.584	31.681	30.481	0	1	1
CINEPLEX GALAXY INCOME FUND	@NA	@NA	@NA	@NA	@NA	195.877	0	1	1
CINRAM INTERNATIONAL INC	433.063	413.42	363.281	398.599	460.17	498.21	1	1	2
CIRCA ENTPS INC	@NA	@NA	@NA	10.46	9.625	9.352	0	1	1
CLARKE INC	33.641	41.967	57.365	62.485	70.258	74.218	0	1	1
CLEARLY CDN BEVERAGE CP	50.564	34.195	25.611	13.201	7.463	1.454	1	1	2
CLEARWATER SEAFOODS INCM FD	@NA	@NA	@NA	@NA	249.353	303.757	0	1	1

Company Name	Common Equity-Total[Y98]	Common Equity-Total[Y99]	Common Equity-Total[Y00]	Common Equity-Total[Y01]	Common Equity-Total[Y02]	Common Equity-Total[Y03]	CEQ 1992 to 2003 Exists	CEQ Always Positive	Passes Both
CLUBLINK CORP	255.085	308.317	302.207	292.639	275.121	264.641	0	1	1
COGECO CABLE INC	174.144	463.614	467.164	712.877	716.797	724.692	0	1	1
COGECO INC -SUB VTG	187.154	237.808	243.451	305.822	343.033	350.016	1	1	2
COMMAND POST & TRANSFER CORP	@NA	10.855	32.402	@NA	@NA	@NA	0	1	1
COMMERCIAL SOLUTIONS INC	@NA	@NA	@NA	@NA	0.804	6.06	0	1	1
CONCERT INDUSTRIES LTD	21.974	45.276	78.715	115.108	124.811	-45.9	0	0	0
CONNORS BROS INCOME FD	@NA	@NA	@NA	144.744	143.85	135.007	0	1	1
CONSOLIDATED MERCANTILE INC	13.379	15.176	16.374	17.74	20.499	21.12	1	1	2
CONSUMERS WATERHEATER INCOME	@NA	@NA	@NA	@NA	475.026	385.884	0	1	1
CONTINENTAL HOME HLTHCR LTD	7.007	7.323	8.386	8.526	5.268	1.32	0	1	1
CONTRANS CORP -CL A	44.045	47.868	54.537	64.485	@NA	@NA	0	1	1
CONTRANS INCOME FD	@NA	@NA	@NA	@NA	117.712	107.241	0	1	1
COOLBRANDS INTERNATIONAL INC	136.587	140.174	114.091	132.637	170.708	187.851	0	1	1
CORBY (H.) DISTILLERY -CL A	44.83	53.067	57.315	72.946	86.476	99.827	1	1	2
CORUS ENTERTAINMENT INC	395.255	470.839	826.678	1,172.22	851.015	884.677	0	1	1
COSSETTE COMMUNICATIONS GRP	22.78	60.891	71.54	85.921	98.813	115.538	0	1	1
COTT CORP QUE	126.076	147.725	177.688	247.491	346.178	445.973	1	1	2
CP SHIPS LTD	@NA	937	1,474.00	1,751.87	1,935.50	1,698.08	0	1	1
CPI PLASTICS GROUP LTD	@NA	14.357	25.164	27.295	44.248	47.695	0	1	1
CRAIG MUSIC & ENTERTAINMENT	@NA	@NA	@NA	2.75	@NA	@NA	0	1	1
CROSSOFF INC -CL A	0.532	1.249	3.949	6.28	4.579	-2.973	0	0	0
CRS ROBOTICS CORP	3.586	5.563	10.323	9.954	@NA	@NA	0	1	1
CTV INC	331.939	640.943	@NA	@NA	@NA	@NA	0	1	1
DANIER LEATHER INC	@NA	32.859	41.445	51.292	62.522	67.994	0	1	1
DATAMARK SYSTEMS GROUP INC	26.614	31.658	29.223	31.113	32.074	25.908	0	1	1
DECOMA INTL INC -CL A	235.316	272.948	317.297	431.623	543.493	781.597	0	1	1
DECTRON INTERNATIONALE INC	12.901	14.406	15.514	15.687	18.088	15.679	0	1	1
DENNINGHOUSE INC	@NA	19.323	18.345	@NA	@NA	@NA	0	1	1
DEVINE ENTERTAINMENT CORP	@NA	@NA	7.377	0.085	-1.385	-2.236	0	0	0
DIAMANT ART CORP	-7.265	-7.303	-0.932	-1.258	-1.758	-2.049	1	0	1
DION ENTMT CORP	1.466	3.321	-2.612	-6.214	@NA	@NA	0	0	0
DOMCO TARKETT INC	215.193	286.74	299.106	319.408	257.908	@NA	0	1	1

Company Name	Common Equity-Total[Y98]	Common Equity-Total[Y99]	Common Equity-Total[Y00]	Common Equity-Total[Y01]	Common Equity-Total[Y02]	Common Equity-Total[Y03]	CEQ 1992 to 2003 Exists	CEQ Always Positive	Passes Both
DOMINION CITRUS LTD	@NA	@NA	@NA	4.041	6.185	10.263	0	1	1
DOREL INDUSTRIES INC	223.582	266.068	284.606	337.494	559.329	639.541	0	1	1
DOVER INDUSTRIES LTD	53.52	54.414	53.656	57.035	56.296	57.202	1	1	2
DYLEX LTD	184.96	145.153	@NA	@NA	@NA	@NA	0	1	1
DYNAMOTIVE ENERGY SYS CORP	1.726	2.049	5.355	2.285	-1.062	2.228	0	0	0
DYNETEK INDUSTRIES LTD	@NA	4.227	49.554	49.959	45.026	40.138	0	1	1
EAGLE PRECISION TECH INC	39.347	-16.574	-12.711	-15.43	@NA	@NA	0	0	0
EASYHOME LTD	@NA	@NA	23.394	27.287	29.921	46.79	0	1	1
EIGER TECHNOLOGY INC	3.064	8.919	38.348	21.127	16.123	9.159	0	1	1
ELECTROHOME LTD -CL Y	29.141	17.009	12.168	11.181	10	7.632	1	1	2
ELECTROVAYA INC	@NA	5.134	43.796	76.593	60.838	43.722	0	1	1
ELEPHANT & CASTLE GROUP INC	8.261	6.793	-2.963	5.397	3.075	3.21	1	0	1
EMPIRE CO LTD -CL A	706.701	571.787	1,104.20	1,279.80	1,416.30	1,566.00	1	1	2
ENVOY COMMUNICATIONS GRP INC	13.317	40.612	62.687	61.319	9.779	12.359	0	1	1
EXCO TECHNOLOGIES LTD	77.642	90.298	102.676	114.45	130.41	140.678	0	1	1
FAIRMONT HOTELS RESORTS INC	@NA	702.683	889.361	2,082.02	2,210.89	1,997.77	0	1	1
FANTOM TECHNOLOGIES INC	45.013	59.066	60.342	@NA	@NA	@NA	0	1	1
FINNING INTERNATIONAL INC	675.919	696.595	698.456	775.863	930.36	958.581	1	1	2
FIRSTSERVICE CORP -SVTG	91.862	99.342	125.404	159.339	182.839	203.182	0	1	1
FLINT ENERGY SVCS LTD	@NA	44.837	64.471	241.108	272.067	285.738	0	1	1
FOREMOST INDUSTRIES INCM FD	31.267	20.81	22.948	24.309	26.548	36.293	0	1	1
FORZANI GROUP LTD -CL A	68.553	82.689	110.105	132.045	203.723	238.098	0	1	1
FOUR SEASONS HOTELS -LTD VTG	330.403	587.697	708.164	810.136	801.208	765.507	1	1	2
FP NEWSPAPERS INCOME FUND	@NA	@NA	@NA	@NA	67.41	66.191	0	1	1
FPI LTD	157.907	163.352	193.949	193.051	200.958	185.25	1	1	2
FRESHXTEND TECHNOLOGIES CORP	23.854	18.484	-7.855	-0.687	-8.443	0.248	0	0	0
FUEL CELL TECHNOLOGIES CORP	@NA	2.626	5.714	6.918	7.862	9.255	0	1	1
FUTURE SHOP LTD	56.329	80.233	114.894	@NA	@NA	@NA	0	1	1
GAMEHOST INCOME FUND	@NA	@NA	@NA	@NA	@NA	30.201	0	1	1
GARDA WORLD SECURITY CORP	@NA	@NA	@NA	@NA	6.466	6.122	0	1	1
GARNET POINT RESOURCES CORP	0.078	-0.022	-0.228	-0.179	-0.102	0.249	0	0	0
GATEWAY CASINOS INCOME FUND	@NA	@NA	@NA	@NA	14.624	22.991	0	1	1

Company Name	Common Equity-Total[Y98]	Common Equity-Total[Y99]	Common Equity-Total[Y00]	Common Equity-Total[Y01]	Common Equity-Total[Y02]	Common Equity-Total[Y03]	CEQ 1992 to 2003 Exists	CEQ Always Positive	Passes Both
GENDIS INC -CL A	163.515	167.293	158.887	121.025	119.499	109.978	1	1	2
GENERAL DONLEE INCOME FUND	@NA	@NA	@NA	@NA	79.617	53.569	0	1	1
GESCO INDUSTRIES INC	15.959	16.904	@NA	@NA	@NA	@NA	0	1	1
GILDAN ACTIVEWEAR INC	53.33	140.655	197.051	198.853	269.908	353.819	0	1	1
GLENDALE INTERNATIONAL CORP	24.359	24.797	18.422	20.205	26.043	19.118	0	1	1
GLENTEL INC	27.981	27.756	17.252	15.046	18.044	21.85	1	1	2
GLOBAL RAILWAY INDS LTD	@NA	@NA	3.906	3.567	6.208	15.831	0	1	1
GLOBAL THERMOELECTRIC INC	8.166	41.229	127.203	115.008	90.201	@NA	0	1	1
GOLDFARB CORP -CL A	50.342	101.641	73.517	76.266	30.855	41.692	0	1	1
GOLF TOWN INCOME FUND	@NA	@NA	@NA	@NA	7.034	9.047	0	1	1
GOODFELLOW INC	44.268	49.805	54.163	57.622	63.324	68.176	0	1	1
GREAT CANADIAN GAMING CORP	@NA	@NA	16.526	12.664	32.733	94.614	0	1	1
GREYVEST CAPITAL INC	34.016	28.095	26.348	@NA	@NA	@NA	0	1	1
GRILLI PROPERTY GROUP INC	0.446	0.756	5.395	19.38	27.991	39.222	0	0	0
GROUPE BOCENOR INC	9.068	13.394	-13.238	0.13	1.712	-0.648	0	0	0
GROUPE LAPERRIERE&VER -CL A	47.002	51.719	70.315	79.18	114.42	118.745	0	1	1
GROUPE LES AILES D LA MODE	58.057	63.69	71.067	79.576	43.291	-17.057	0	0	0
GSW INC -CL B	68.715	76.434	72.479	69.188	59.865	67.591	1	1	2
HALEY INDUSTRIES LTD	24.411	23.722	15.932	24.078	@NA	@NA	0	1	1
HALLMARK TECHNOLOGIES INC	32.92	26.096	@NA	@NA	@NA	@NA	0	1	1
HALTERM INCOME FUND	@NA	69.809	67.542	64.494	63.44	10.96	0	1	1
HAMMOND MFG LTD -CL A	33.263	36.44	39.359	19.948	20.87	20.628	0	1	1
HAMMOND POWER SOLUTIONS INC	@NA	@NA	@NA	18.928	18.255	17.38	0	1	1
HARDWOODS DISTR INCOME FD	@NA	@NA	@NA	@NA	@NA	@NA	0	0	0
HART STORES INC	86.42	80.688	21.358	24.623	29.275	34.255	0	1	1
HARTCO CORP	@NA	@NA	58.873	60.665	70.138	74.931	0	1	1
HARTLAND PIPELINE SVCS LTD	88.218	@NA	@NA	@NA	@NA	@NA	0	1	1
HAWKER SIDDELEY CANADA	15.761	22.436	6.301	@NA	@NA	@NA	0	1	1
HEADLINE MEDIA GROUP INC	5.719	5.739	4.455	33.047	-3.453	-7.752	0	0	0
HEROUX-DEVTEK INC	55.28	52.978	102.27	130.801	124.919	120.324	1	1	2
HIGH LINER FOODS INC	49.629	47.937	54.009	60.488	67.782	101.396	1	0	1
HIP INTERACTIVE CORP	@NA	22.065	34.43	29.931	42.222	64.087	0	1	1

Company Name	Common Equity-Total[Y98]	Common Equity-Total[Y99]	Common Equity-Total[Y00]	Common Equity-Total[Y01]	Common Equity-Total[Y02]	Common Equity-Total[Y03]	CEQ 1992 to 2003 Exists	CEQ Always Positive	Passes Both
HOCKEY CO HOLDINGS INC	@NA	@NA	@NA	@NA	99.502	192.987	0	1	1
HOLLINGER CDN NEWSPAPERS LTD	@NA	564.613	679.718	126.627	136.253	@NA	0	1	1
HOLLINGER INC	-67.168	138.888	-68.431	-263.47	-351.331	@NA	0	0	0
HUDSONS BAY CO	2,058.28	2,265.53	2,303.35	2,528.62	2,394.74	2,430.63	1	1	2
HUMPTY DUMPTY SNACK FOODS	19.707	20.185	21.17	22.55	25.103	22.876	0	0	0
HUSKY INJECTION MOLDING SYS	331.407	476.646	486.839	490.664	488.826	502.181	0	1	1
HY & ZELS INC	16.018	15.993	16.518	16.12	15.36	@NA	0	1	1
HYATT FINANCIAL LTD	0.373	0.184	0.086	-0.488	-0.727	@NA	0	0	0
HYDROGENICS CORP	0.38	0.055	120.348	168.531	134.983	104.635	0	1	1
IMAX CORP	129.837	160.383	33.383	-188.642	-163.799	-66.91	0	0	0
IMPERIAL GINSENG PRODS LTD	6.438	-2.44	-7.239	-10.203	-15.02	-13.875	0	0	0
INDIGO BOOKS & MUSIC INC	115.222	165.173	91.109	63.83	90.364	93.67	0	1	1
INSCAPE CORP	91.812	81.369	100.443	101.731	87.046	80.651	0	1	1
INTERGOLD LTD	1.62	1.102	1.692	1.407	-0.044	-1.232	0	0	0
INTERNATIONAL AQUA FOODS LTD	15.013	@NA	@NA	@NA	@NA	@NA	0	1	1
INTERNATIONAL BARRIER TECH I	@NA	@NA	@NA	-0.506	-0.875	-0.208	0	0	0
INTERNATIONAL UNP HLDGS LTD	21.667	@NA	@NA	@NA	@NA	@NA	0	1	1
INTIER AUTOMOTIVE INC	@NA	1,129.00	1,275.00	921.325	982.76	980.726	0	1	1
INTL HI-TECH INDUSTRIES INC	14.492	16.996	16.802	18.105	32.812	16.056	0	1	1
INTL THUNDERBIRD GAMING CORP	@NA	@NA	@NA	1.645	2.349	6.007	0	1	1
INTRAWEST CORP	653.534	787.778	756.543	862.461	1,028.82	959.469	1	1	2
INVENTRONICS LTD	@NA	3.979	16.999	12.375	5.388	3.965	0	1	1
INVESPRINT CORP	33.264	32.096	35.951	36.728	24.224	12.939	0	1	1
IRWIN TOY LTD -NVTG	19.635	21.284	@NA	@NA	@NA	@NA	0	1	1
ITI EDUCATION CORP	24.935	13.709	6.236	@NA	@NA	@NA	0	1	1
JEAN COUTU GROUP	509.465	588.578	831.927	946.059	1,019.87	1,165.83	1	1	2
JEWETT CAMERON TRADING LTD	9.001	8.955	9.053	10.361	11.559	10.791	0	1	1
KCP INCOME FUND	@NA	@NA	@NA	@NA	308.275	245.07	0	1	1
KEC ENVIRONMENTAL CORP	@NA	@NA	@NA	@NA	@NA	@NA	0	1	1
KEG ROYALTIES INCOME FD	@NA	@NA	-1.026	-0.308	@NA	@NA	0	0	0
LA SENZA CORP	109.541	114.002	127.418	148.125	144.356	130.038	0	1	1
LAIDLAW INTERNATIONAL INC	4,851.99	2,851.09	-566.613	-1,529.79	-1,737.57	1,742.81	1	0	1

Company Name	Common Equity-Total[Y98]	Common Equity-Total[Y99]	Common Equity-Total[Y00]	Common Equity-Total[Y01]	Common Equity-Total[Y02]	Common Equity-Total[Y03]	CEQ 1992 to 2003 Exists	CEQ Always Positive	Passes Both
LASSONDE INDS INC -CL A	70.954	75.542	82.111	89.824	84.486	95.479	0	1	1
LE CHATEAU -CL A	46.827	50.38	45.8	45.694	51.492	61.162	0	1	1
LEADING BRANDS INC	7.213	8.198	19.334	21.34	14.345	12.48	1	1	2
LEONS FURNITURE LTD	163.917	178.313	202.345	218.122	232.635	237.609	1	1	2
LEROUX STEEL (ACIER) -CL B	108.276	114.213	136.327	129.02	122.483	@NA	0	1	1
LINAMAR CORP	423.29	469.545	513.778	557.819	622.921	627.111	1	1	2
LIONS GATE ENTMT CORP	166.784	165.536	153.251	75.192	62.01	113.743	0	1	1
LIQUIDATION WORLD INC	32.875	38.382	44.812	52.355	54.902	55.69	0	1	1
LOBLAW COS LTD	2,595.00	2,904.00	3,124.00	3,569.00	4,124.00	4,732.00	1	1	2
LOGISTEC CORP -CL A	46.4	51.333	57.325	64.165	67.496	68.275	0	1	1
LUXOR INDUSTRIAL CORP	@NA	0.521	0.73	0.59	0.353	0.06	0	1	1
MAAX INC	204.833	217.875	242.735	264.98	277.544	298.286	0	1	1
MACYRO GROUP INC	@NA	@NA	@NA	16.965	17.872	18.378	0	1	1
MAD CATZ INTERACTIVE INC	22.415	67.432	38.917	47.263	47.647	47.235	0	1	1
MAGELLAN AEROSPACE	176.412	231.781	272.26	318.561	298.671	351.816	0	0	0
MAGNA ENTERTAINMENT CORP	@NA	790.017	812.398	904.37	1,139.03	849.111	0	1	1
MAGNA INTERNATIONAL -CL A	4,945.40	5,410.83	5,885.44	6,701.70	8,127.52	6,013.18	1	1	2
MAGNOTTA WINERY CORP	@NA	@NA	@NA	16.823	18.89	21.141	0	1	1
MAINFRAME ENTERTAINMENT INC	5.91	24.313	28.081	10.143	3.764	13.414	0	0	0
MAPLE LEAF FOODS INC	399.256	464.69	450.593	659.716	731.901	743.187	1	1	2
MARKS WORK WEARHOUSE LTD	53.306	59.571	64.721	@NA	@NA	@NA	0	1	1
MARSULEX INC	79.173	80.41	40.947	101.154	92.135	96.827	0	1	1
MARTINREA INTL INC	37.895	57.465	41.926	46.582	433.104	442.673	0	1	1
MASONITE INTERNATIONAL CORP	403.476	440.758	479.574	645.361	872.872	946.791	1	1	2
MAXXCOM INC	52.208	100.818	144.833	145.637	135.646	@NA	0	1	1
MCGRAW-HILL RYERSON LTD	41.155	46.006	48.891	54.444	59.402	64.218	1	1	2
MDC PARTNERS INC	198.144	215.364	251.848	134.78	152.631	154.045	0	1	1
MEC HOLDINGS CDA INC	@NA	@NA	812.411	904.306	@NA	@NA	0	1	1
MEGA BLOKS INC	@NA	@NA	-75.476	-58.587	74.337	98.855	0	0	0
MENU FOODS INCOME FUND	@NA	@NA	@NA	@NA	216.512	192.194	0	1	1
METRO INC -CL A	342.6	392.3	461.7	558	644.2	751.9	1	1	2
MICROTEC ENTERPRISES INC	@NA	19.764	18.297	17.625	5.877	5.436	0	1	1

Company Name	Common Equity-Total[Y98]	Common Equity-Total[Y99]	Common Equity-Total[Y00]	Common Equity-Total[Y01]	Common Equity-Total[Y02]	Common Equity-Total[Y03]	CEQ 1992 to 2003 Exists	CEQ Always Positive	Passes Both
MIKES RESTAURANTS INC	6.99	8.405	@NA	@NA	@NA	@NA	0	1	1
MITCHELL (ROBERT) -CL B	45.184	40.384	@NA	@NA	@NA	@NA	0	1	1
MOBILE CLIMATE CTL INDS INC	15.154	15.934	17.817	9.533	10.36	4.494	0	1	1
MOFFAT COMMUNICATIONS	144.096	153.553	167.099	@NA	@NA	@NA	0	1	1
MOLSON INC -CL A	1,108.08	1,025.70	795.4	1,173.90	1,033.00	1,219.40	1	1	2
MONARCH DEVELOPMENT CORP	306.521	330.87	@NA	@NA	@NA	@NA	0	1	1
MOSAIC GROUP INC	118.644	172.858	206.169	418.988	@NA	@NA	0	1	1
MOVIE DISTRIBUTION INCOME FD	@NA	@NA	@NA	@NA	-13.3	15.5	0	0	0
MRRM INC	@NA	@NA	@NA	18.249	18.737	14.472	0	1	1
MULLEN TRANSPORTATION INC	111.155	133.387	158.535	176.52	194.687	224.333	0	1	1
NATIONAL CHALLENGE SYS INC	@NA	@NA	17.246	9.587	8.457	6.719	0	1	1
NATIONAL CONSTRUCTION	4.871	1.357	7.24	3.094	-0.922	-0.508	0	0	0
NEPTUNE TECH & BIORESSOURCES	@NA	1.416	0.24	2.287	1.653	-1.658	0	0	0
NEWALTA INCOME FUND	71.207	87.405	94.215	113.763	152.581	209.004	0	1	1
NEWFOUNDLAND CAP CORP -CL A	69.968	70.12	70.062	65.253	74.265	79.808	1	1	2
NEXUS GROUP INTL INC	6.143	0.993	2.142	7.955	10.522	9.827	0	0	0
NOBLE CHINA INC	109.377	86.138	38.856	42.744	@NA	@NA	0	1	1
NORTH WEST CO FUND	164.117	169.905	190.973	219.524	219.384	229.597	1	1	2
NORTHSTAR AEROSPACE INC	61.329	59.882	44.128	46.373	42.718	37.442	1	1	2
NORTHWEST SPORTS ENTERPRISES	@NA	-87.157	-127.84	@NA	@NA	@NA	0	0	0
NORWALL GROUP INC	25.841	29.362	33.03	38.34	44.048	43.9	0	1	1
OCEANEX INCOME FD	@NA	77.968	78.37	77.766	77.637	77.984	0	1	1
OFFSHORE SYSTEMS INTL LTD	5.003	2.38	3.028	3.829	6.033	7.17	0	1	1
OPTIPRESS INC	@NA	@NA	@NA	@NA	58.958	@NA	0	1	1
ORBUS PHARMA INC	10.496	13.827	21.815	7.571	11.259	14.985	0	1	1
OSPREY MEDIA INCOME FUND	@NA	@NA	@NA	@NA	@NA	@NA	0	0	0
PACIFIC HARBOUR CAPITAL LTD	5.532	5.41	4.729	@NA	@NA	@NA	0	1	1
PACIFIC INSIGHT ELECTRONICS	@NA	3.787	9.773	12.129	13.703	14.187	0	1	1
PAULIN H & CO LTD	23.149	26.181	29.695	32.479	35.242	38.323	0	1	1
PBB GLOBAL LOGISTICS INCOME	@NA	@NA	@NA	@NA	53.743	51.149	0	1	1
PEACE ARCH ENTMT GROUP INC	17.733	25.726	27.065	1.541	-5.267	1.937	0	0	0
PELORUS ENERGY CORP	3.248	6.513	3.507	1.583	-1.409	-0.372	0	0	0

Company Name	Common Equity-Total[Y98]	Common Equity-Total[Y99]	Common Equity-Total[Y00]	Common Equity-Total[Y01]	Common Equity-Total[Y02]	Common Equity-Total[Y03]	CEQ 1992 to 2003 Exists	CEQ Always Positive	Passes Both
PERKINS PAPERS LTD	183.453	194.907	@NA	@NA	@NA	@NA	0	1	1
PERSONA INC	78.248	89.728	90.166	121.316	128.864	135.531	0	0	0
PET VALU CANADA INC	-0.62	-17.584	-17.295	-20.513	-18.489	-9.518	0	0	0
PFB CORP	@NA	@NA	@NA	25.05	26.288	27.479	0	1	1
PIH PAC INTL HARDWOODS INC	3.185	1.999	-0.574	@NA	@NA	@NA	0	0	0
PLM GROUP LTD	17.045	17.774	17.598	21.06	22.021	25.6	0	1	1
POWER PLUS CORP	-2.951	-3.927	@NA	@NA	@NA	@NA	0	0	0
PRADA HOLDINGS LTD	-18.429	-26.817	-34.225	@NA	@NA	@NA	0	0	0
PRECISION ASSESSMENT TECH CP	27.446	15.983	10.092	6.258	1.338	1.876	0	1	1
PREMIUM BRANDS INC	83.161	85.71	93.32	131.656	125.557	115.87	0	1	1
PRIMA DEVELOPMENTS LTD	@NA	@NA	@NA	-1.109	-1.15	-1.236	0	0	0
PRIME RESTAURANTS ROYL INCM	@NA	@NA	@NA	@NA	55.616	54.886	0	1	1
PRIMETECH ELECTRONICS INC	41.942	53.163	107.372	@NA	@NA	@NA	0	1	1
PRINTERA CORP	33.927	33.318	34.345	32.232	0.072	0.712	0	1	1
PRISZM CANADIAN INCOME FUND	@NA	@NA	@NA	@NA	@NA	239.372	0	1	1
PRIVA INC	@NA	@NA	@NA	-0.516	-0.103	-0.714	0	0	0
PROPRIETARY INDS INC	17.945	32.231	132.871	155.357	43.646	24.763	0	1	1
PRT FORST REGENERATN INCM FD	@NA	@NA	@NA	46.795	59.917	57.604	0	1	1
Q/MEDIA SERVICES CORP	@NA	21.719	53.417	-4.449	@NA	@NA	0	0	0
QSOUND LABS INC	7.046	14.985	10.222	9.003	10.949	4.455	1	0	1
QUEBECOR INC -CL B	1,424.50	1,726.50	2,792.20	2,571.50	1,478.80	1,384.90	1	1	2
QUEBECOR WORLD INC -SUB VTG	2,078.76	3,044.62	3,390.91	3,211.66	3,550.64	2,645.08	1	1	2
RAILPOWER TECHNOLOGIES CORP	@NA	@NA	@NA	@NA	3.968	5.554	0	1	1
RAINMAKER INCOME FUND	19.201	10.295	13.675	15.758	13.376	13.14	0	1	1
REITMANS (CANADA) -CL A	149.347	194.121	202.507	225.579	243.521	276.402	1	1	2
REKO INTERNATIONAL GROUP INC	47.936	55.792	57.098	54.175	58.739	57.802	0	1	1
RICH MINERALS CORP	@NA	@NA	@NA	2.31	2.248	2.291	0	1	1
RICHELIEU HARDWARE LTD	50.622	58.49	66.842	80.718	96.934	116.355	0	1	1
RICHTREE INC	@NA	@NA	0.43	-1.654	-10.132	-12.124	0	0	0
RIDLEY INC	106.616	114.061	121.74	119.834	132.579	131.752	0	1	1
RITCHIE BROS AUCTIONEERS INC	160.166	194.072	223.068	264.267	315.011	326.673	0	1	1
ROGERS COMMUNICATION -CL B	-1,336.99	-252.162	-265.91	152.163	455.708	819.593	1	0	1

Company Name	Common Equity-Total[Y98]	Common Equity-Total[Y99]	Common Equity-Total[Y00]	Common Equity-Total[Y01]	Common Equity-Total[Y02]	Common Equity-Total[Y03]	CEQ 1992 to 2003 Exists	CEQ Always Positive	Passes Both
ROGERS SUGAR INCOME FUND	@NA	-104.967	-117.909	-130.837	-131.841	-133.881	0	0	0
RONA INC	@NA	@NA	122.658	201.82	385.702	610.283	0	1	1
ROSEDALE DECORATIVE PROD LTD	12.309	10.081	10.478	8.243	8.516	4.063	0	1	1
ROTHMANS INC	136.91	167.303	203.276	253.274	130.537	168.497	1	1	2
ROW ENTERTAINMENT INCM FUND	@NA	@NA	@NA	@NA	@NA	169.004	0	1	1
ROYAL AVIATION INC	37.01	34.625	@NA	@NA	@NA	@NA	0	1	1
ROYAL GROUP TECH LTD	815.074	913.201	1,236.22	1,361.69	1,500.92	1,365.41	0	1	1
RUSSEL METALS INC	279.597	224.302	218.055	216.718	222.44	253.842	1	1	2
RYSTAR COMMUNICATIONS LTD	@NA	5.398	@NA	@NA	@NA	@NA	0	1	1
SACO SMARTVISION INC	23.735	2.026	-35.152	@NA	@NA	@NA	0	0	0
SALTER STREET FILMS LTD	24.729	29.022	35.727	@NA	@NA	@NA	0	1	1
SAPUTO INC	449.933	628.894	747.901	900.588	1,016.50	1,156.83	0	1	1
SASKATCHEWAN WHT POOL	666.081	638.258	543.612	495.436	403.27	162.776	0	1	1
SCAFFOLD CONNECTION CORP	27.271	-9.712	-7.88	@NA	@NA	@NA	0	0	0
SCHNEIDER CORP -CL A	103.581	115.196	141.421	@NA	@NA	@NA	0	1	1
SCI INCOME TRUST	@NA	@NA	@NA	63.922	65.84	67.417	0	1	1
SCOTTS RESTAURANTS	190.222	@NA	@NA	@NA	@NA	@NA	0	1	1
SEARS CANADA INC	1,164.30	1,346.30	1,549.30	1,619.90	1,646.90	1,810.90	1	1	2
SECOND CUP LTD	113.004	18.76	1.698	4.751	@NA	@NA	0	1	1
SENVEST CAP INC	44.149	47.368	55.506	54.115	42.094	45.569	1	1	2
SEPPS GOURMET FOODS LTD	@NA	@NA	15.819	9.8	7.587	6.77	0	1	1
SEVENWAY CAPITAL CORP	6.295	2.702	@NA	@NA	@NA	@NA	0	1	1
SHAW COMMUNICATN INC -CL B	871.734	1,233.69	1,846.55	2,604.84	2,098.45	1,804.00	1	1	2
SHEP TECHNOLOGIES INC	@NA	@NA	-0.05	0.219	@NA	@NA	0	0	0
SHERMAG INC	65.929	76.527	89.149	97.073	113.248	130.716	0	1	1
SHIRMAX FASHIONS LTD	32.468	35.245	41.736	@NA	@NA	@NA	0	1	1
SHOPPERS DRUG MART CORP	@NA	413.88	899.949	1,434.33	1,597.50	1,847.40	0	1	1
SINTRA LTD	56.133	59.968	@NA	@NA	@NA	@NA	0	1	1
SKYJACK INC	78.902	57.325	58.245	24.381	@NA	@NA	0	1	1
SLEEMAN BREWERIES LTD	51.415	59.979	62.554	73.088	90.197	103.8	0	1	1
SLEEP COUNTRY CDA INCOME FD	@NA	@NA	@NA	@NA	@NA	@NA	0	0	0
SMK SPEEDY INTERNATIONAL INC	8.192	107.697	86.32	86.111	90.432	85.658	0	1	1

Company Name	Common Equity-Total[Y98]	Common Equity-Total[Y99]	Common Equity-Total[Y00]	Common Equity-Total[Y01]	Common Equity-Total[Y02]	Common Equity-Total[Y03]	CEQ 1992 to 2003 Exists	CEQ Always Positive	Passes Both
SNC-LAVALIN GROUP INC	317.823	357.913	358.155	442.964	597.114	658.309	1	1	2
SOBEYS INC	749.989	817.664	1,089.80	1,283.30	1,436.80	1,575.50	0	1	1
SODISCO-HOWDEN GR LTD	20.054	34.826	52.32	46.304	48.667	56.394	1	1	2
SONG CORP	@NA	11.981	@NA	@NA	@NA	@NA	0	1	1
SPAR AEROSPACE LTD	109.858	100.573	84.632	@NA	@NA	@NA	0	1	1
SPECTRA GROUP GREAT RESTS	27.305	28.272	37.568	32.877	10.342	9.187	0	1	1
SPECTRA PREMIUM INDS INC	146.822	220.431	222.404	232.847	195.832	194.758	0	1	1
SPORTSCENE RESTAURANTS INC	@NA	@NA	7.699	8.56	9.944	11.559	0	1	1
STACKPOLE LTD	108.774	101.04	115.159	122.15	144.811	@NA	0	1	1
STANTEC INC	55.783	63.572	92.233	107.461	152.091	160.528	0	0	0
STRATEGIC VALUE CORP	60.467	59.219	@NA	@NA	@NA	@NA	0	0	0
STRONGCO INC	84.436	78.395	74.949	67.619	44.699	49.751	0	1	1
SUN ENTERTAINMENT HOLDING CP	-0.169	0.025	0.121	0.054	0.023	0.068	0	0	0
SUN GRO HORTICULTURE INCM FD	@NA	@NA	@NA	@NA	200.523	181.775	0	1	1
SUN-RYPE PRODUCTS LTD	14.149	18.28	23.798	29.292	33.051	38.28	0	1	1
SUNOPTA INC	10.073	18.098	33.277	69.286	78.253	155.008	1	1	2
SUPERIOR PLUS INCOME FD	@NA	@NA	@NA	448.663	655.8	836.2	0	1	1
SWISS WTR DECAFFEINATED COFF	@NA	@NA	9.53	11.769	49.774	48.983	0	1	1
T EATON CO LTD	266.509	@NA	@NA	@NA	@NA	@NA	0	1	1
T S C SHANNOCK CORP -CL A	@NA	@NA	@NA	@NA	@NA	@NA	0	1	1
TAIGA FOREST PRODUCTS LTD	51.026	57.171	58.032	63.192	69.505	78.891	0	1	1
TANBRIDGE CORP	@NA	24.942	28.105	22.521	16.011	@NA	0	1	1
TECSYN INTERNATIONAL INC	37.099	45.141	@NA	@NA	@NA	@NA	0	1	1
TEKNION CORP	115.351	191.668	284.904	322.78	290.139	256.744	0	1	1
TELESCENE FILM GROUP -CL B	73.068	90.155	@NA	@NA	@NA	@NA	0	1	1
TESMA INTERNATNAL INC -CL A	261.473	303.489	367.205	434.225	619.206	709.801	0	1	1
THOMSON CORP	9,690.96	9,464.26	11,060.13	12,387.32	13,448.96	11,747.01	1	1	2
THRILLTIME ENTMT INTL INC	@NA	@NA	@NA	@NA	-12.248	-3.524	0	0	0
THYSSENKRUPP BUDD CDA INC	80.626	85.413	43.144	-51.029	-119.858	-136.412	1	0	1
TIR SYSTEMS LTD	@NA	@NA	2.035	3.971	3.524	5.182	0	1	1
TOROMONT INDUSTRIES LTD	183.596	203.062	218.213	314.248	335.316	376.837	1	1	2
TORSTAR CORP -CL B	647.055	684.188	660.001	534.398	643.506	745.055	1	1	2

Company Name	Common Equity-Total[Y98]	Common Equity-Total[Y99]	Common Equity-Total[Y00]	Common Equity-Total[Y01]	Common Equity-Total[Y02]	Common Equity-Total[Y03]	CEQ 1992 to 2003 Exists	CEQ Always Positive	Passes Both
TRAILMOBILE CDA LTD	-7.45	-9.511	-7.286	-8.78	@NA	@NA	0	0	0
TRANSAT A T INC	182.232	203.713	232.464	135.867	195.35	241.346	0	1	1
TRANSCONTINENTAL INC -CL A	384.946	414.63	477.299	559.772	765.487	868.739	1	1	2
TRANSFORCE INC	30.946	43.528	60.023	112.272	@NA	@NA	0	1	1
TRANSFORCE INCOME FUND	@NA	@NA	60.023	112.272	225.119	206.255	0	1	1
TRAVELBYUS.COM LTD	0.2	0.232	31.91	@NA	@NA	@NA	0	1	1
TREE ISLAND WIRE INCOME FUND	@NA	@NA	@NA	@NA	149.136	128.442	0	1	1
TRI-WHITE CORP	73.325	87.495	95.633	107.323	108.45	98.032	0	1	1
TRIMAC CORP	258.031	254.635	@NA	@NA	@NA	@NA	0	1	1
TRIMIN CAPITAL CORP	30.805	61.473	71.275	65.739	61.008	52.552	0	1	1
TRITECH PRECISION INC	126.456	@NA	@NA	@NA	@NA	@NA	0	1	1
TROJAN TECHNOLOGIES INC	59.183	54.417	46.548	41.438	84.257	78.411	0	1	1
TURBO GENSET INC	@NA	3.115	76.075	72.426	56.503	34.575	0	1	1
TVA GROUP INC -CL B	139.101	168.578	321.618	169.097	218.628	242.153	1	1	2
UE WATERHEATER INCOME FUND	@NA	@NA	@NA	@NA	200.458	385.8	0	1	1
UNI SELECT INC	96.517	110.424	117.751	134.559	153.902	174.71	0	1	1
UNIBROUE INC	20.065	21.247	21.433	21.636	22.154	22.888	0	1	1
UNICAN SECURITY SYS -CL B	230.169	263.406	285.885	@NA	@NA	@NA	0	1	1
VAN HOUTTE INC	180.21	193.711	210.864	207.234	212.241	219.087	0	1	1
VECTOR AEROSPACE CORP	93.701	115.117	138.721	127.286	119.713	55.744	0	1	1
VELAN INC -SVTG	207.59	230.484	250.398	253.01	255.947	247.387	0	1	1
VENTRA GROUP INC	116.436	153.415	80.626	@NA	@NA	@NA	0	0	0
VERSACOLD INCOME FUND	63.452	63.043	52.393	54.289	136.422	129.664	0	1	1
VHQ ENTERTAINMENT INC	@NA	8.366	7.091	6.224	6.653	6.16	0	1	1
VICEROY HOMES LTD	41.965	41.477	45.348	47.403	47.387	47.451	0	1	1
VIDEOTRN (LE GRPE) LTD	604.851	490.985	@NA	@NA	@NA	@NA	0	1	1
VINCOR INTL INC	115.793	129.254	145.338	396.78	428.867	640.882	1	1	2
VITRAN CORP INC	64.755	70.657	80.006	79.378	82.146	126.587	0	1	1
VOXCOM INC	4.929	4.77	-7.34	-28.899	-32.875	@NA	0	0	0
WAJAX LTD	201.827	205.79	196.124	204.826	169.97	179.606	1	1	2
WESCAM INC	42.419	49.401	58.768	68.679	@NA	@NA	0	1	1
WESCAST INDUSTRIES -CL A	237.773	297.743	341.374	379.447	436.263	437.221	0	1	1

432

Company Name	Common Equity-Total[Y98]	Common Equity-Total[Y99]	Common Equity-Total[Y00]	Common Equity-Total[Y01]	Common Equity-Total[Y02]	Common Equity-Total[Y03]	CEQ 1992 to 2003 Exists	CEQ Always Positive	Passes Both
WEST 49 INC	2.949	4.282	4.126	4.335	1.965	2.247	0	1	1
WESTAIM CORP	281.594	259.015	275.614	208.622	158.214	123.818	0	1	1
WESTBURNE INC	396.255	428.611	@NA	@NA	@NA	@NA	0	1	1
WESTJET AIRLINES LTD	49.349	94.477	181.092	222.17	355.756	580.812	0	1	1
WESTON (GEORGE) LTD	2,389.00	2,618.00	2,904.00	3,398.00	3,894.00	3,974.00	1	1	2
WESTPORT INNOVATIONS INC	7.382	35.79	64.389	94.166	47.231	34.068	0	1	1
WESTSHORE TERMS INCOME FD	@NA	@NA	@NA	515.153	510.136	510.247	0	1	1
WFI INDUSTRIES LTD	@NA	@NA	16.063	22.6	23.079	19.618	0	1	1
WHITE ROSE CRFTS&NRSY	-9.612	-0.46	-7.528	-18.011	@NA	@NA	0	0	0
WIC WESTERN INTL COMM -CL B	311.768	331.884	@NA	@NA	@NA	@NA	0	1	1
WITTKE INC	@NA	15.163	17.86	19.813	@NA	@NA	0	1	1
WORLDPLUS VENTURES LTD	@NA	@NA	@NA	@NA	0.94	0.972	0	1	1
YBM MAGNEX INTERNATIONAL INC	@NA	@NA	@NA	@NA	@NA	@NA	0	1	1
YELLOW PAGES INCOME FUND	@NA	@NA	@NA	@NA	@NA	2,422.48	0	1	1
ZENON ENVIRONMENTAL INC	50.916	69.558	72.061	79.338	136.517	148.207	1	1	2
ZTEST ELECTRONICS INC	@NA	3.065	3.616	-1.651	-2.74	-3.316	0	0	0
							74	351	

Company Name	Ticker Symbol	GICS Economic Sector	Common Equity-Total[Y92]	Common Equity-Total[Y93]	Common Equity-Total[Y94]	Common Equity-Total[Y95]	Common Equity-Total[Y96]	Common Equity-Total[Y97]	Common Equity-Total[Y98]
ALGOMA CENTRAL CORP	ALC.	20	58.675	65.536	79.262	98.415	108.026	180.085	194.542
ANDRES WINES LTD	ADW.NV.A	30	48.648	40.657	42.415	45.404	49.204	53.504	56.265
BIG ROCK BREWERY INCOME TR	BR.U	30	7.33	8.416	10.198	11.544	17.442	17.731	16.448
BOMBARDIER INC -CL B	BBD.SV.B	20	950	1,350.00	1,610.40	1,657.00	2,181.70	2,589.30	3,188.50
CAE INC	CAE.	20	599.862	174.586	138.839	180.769	228.581	276.453	338.275
CANADA BREAD LTD	CBY	30	128.589	145.54	163.502	185.245	205.172	232.408	230.536
CANADIAN NATIONAL RAILWAY CO	CNR.	20	2,491.14	2,412.00	2,657.00	2,306.00	2,380.00	3,417.00	4,291.00
CANADIAN PACIFIC RAILWAY LTD	CP.	20	6,271.40	6,015.80	6,799.40	5,831.80	6,404.60	7,573.40	7,998.00
CANADIAN TIRE CORP -CL A	CTR.NV	25	1,155.74	1,208.33	1,152.11	1,239.34	1,299.39	1,298.58	1,261.55
CANWEST GLOBAL COM -NVTG	CGS.NV	25	79.093	105.007	192.491	257.34	475.035	551.064	686.041
CHAI NA TA CORP	CC.	30	17.824	17.727	23.835	29.37	38.306	28.358	21.232
CHUM LTD -CL B	CHM.NV.B	25	163.624	176.308	180.339	185.212	185.267	198.908	202.846
CINRAM INTERNATIONAL INC	CRW.	25	69.19	82.346	96.845	140.24	344.776	384.946	433.063
CLEARLY CDN BEVERAGE CP	CLV.	30	56.136	51.822	44.501	38.82	59.396	49.54	50.564
COGECO INC -SUB VTG	CGO.SV	25	56.299	131.497	169.804	173.413	170.809	170.323	187.154
CONSOLIDATED MERCANTILE INC	CMC.	20	3.319	4.414	3.6	3.582	11.24	12.091	13.379
CORBY (H.) DISTILLERY -CL A	CDL.A.	30	173.29	81.444	104.147	109.877	128.666	144.617	44.83
COTT CORP QUE	BCB	30	75.915	283.684	319.066	281.862	327.16	341.262	126.076
DOVER INDUSTRIES LTD	DVI.	30	40.224	43.306	46.744	49.745	51.221	51.368	53.52
ELECTROHOME LTD -CL Y	ELL.NV.Y	25	21.894	25.813	52.077	59.755	63.676	93.829	29.141
EMPIRE CO LTD -CL A	EMP.NV.A	30	268.081	348.999	391.902	390.359	436.803	522.358	706.701
FINNING INTERNATIONAL INC	FTT	20	295.662	377.591	445.858	504.325	594.599	686.013	675.919
FOUR SEASONS HOTELS -LTD VTG	FSH.SV	25	246.519	125.561	139.586	56.322	88.06	254.513	330.403
FPI LTD	FPL.	30	147.022	131.507	147.234	143.157	149.511	154.145	157.907
GENDIS INC -CL A	GDS	25	189.924	199.109	204.031	290.7	242.329	314.35	163.515
GLENTEL INC	GLN.	25	39.3	61.725	37.333	30.085	32.765	28.372	27.981
GSW INC -CL B	GSW.SV.B	25	75.12	81.071	66.819	64.654	65.622	67.423	68.715
HEROUX-DEVTEK INC	HRX	20	41.91	34.713	42.614	43.683	46	50.126	55.28
HUDSONS BAY CO	HBC.	25	1,315.45	1,614.45	1,772.89	1,778.35	1,791.99	1,710.16	2,058.28
INTRAWEST CORP	ITW.	25	200.113	218.18	265.539	276.421	289.933	498.068	653.534
JEAN COUTU GROUP	PJC.SV.A	30	227.555	246.486	285.789	326.009	378.189	446.732	509.465
LEADING BRANDS INC	9008B	30	7.134	28.559	23.658	16.992	13.93	7.041	7.213

Company Name	Ticker Symbol	GICS Economic Sector	Common Equity-Total[Y92]	Common Equity-Total[Y93]	Common Equity-Total[Y94]	Common Equity-Total[Y95]	Common Equity-Total[Y96]	Common Equity-Total[Y97]	Common Equity-Total[Y98]
LEONS FURNITURE LTD	LNF	25	94.748	102.31	116.357	129.69	133.804	152.315	163.917
LINAMAR CORP	LNR.	25	57.861	72.534	152.165	184.355	240.082	346.586	423.29
LOBLAW COS LTD	L.	30	842.5	911.5	1,031.00	1,138.30	1,290.40	1,475.00	2,595.00
MAGNA INTERNATIONAL -CL A	MG.SV.A	25	590.3	844.4	1,319.80	1,591.60	2,331.20	3,266.00	4,945.40
MAPLE LEAF FOODS INC	MFI.	30	944.628	985.939	1,034.95	269.335	297.64	338.475	399.256
MASONITE INTERNATIONAL CORP	MHM.	20	121.325	191.45	225.309	238.754	270.031	280.828	403.476
MCGRAW-HILL RYERSON LTD	MHR.	25	39.484	37.875	30.257	31.479	32.698	36.747	41.155
METRO INC -CL A	MRU.SV.A	30	190.532	211.4	246.6	294.5	240.5	296.2	342.6
MOLSON INC -CL A	MOL.A	30	1,168.34	1,308.51	1,373.59	905.247	906.977	978.546	1,108.08
NEWFOUNDLAND CAP CORP -CL A	NCC.SV.A	25	12.682	35.608	43.343	45.698	49.473	91.015	69.968
NORTH WEST CO FUND	NWF.U	25	135.346	147.652	159.974	139.953	147.353	160.16	164.117
NORTHSTAR AEROSPACE INC	NAS.	20	106.217	70.732	60.651	81.402	47.775	82.506	61.329
QUEBECOR INC -CL B	QBR.SV.B	25	643.609	742.341	828.42	979.521	1,091.52	1,224.14	1,424.50
QUEBECOR WORLD INC -SUB VTG	IQW.SV	20	607.05	851.581	992.124	1,447.65	1,582.07	1,748.37	2,078.76
REITMANS (CANADA) -CL A	RET.NV.A	25	125.104	135.664	143.442	140.531	135.004	144.723	149.347
ROTHMANS INC	ROC.	30	177.606	115.025	153.683	137.05	164.601	199.101	136.91
RUSSEL METALS INC	RUS.	20	171.442	212.701	277.23	282.056	217.043	245.521	279.597
SEARS CANADA INC	SCC.	25	863.1	845.1	867	856.4	948.7	1,042.40	1,164.30
SENVEST CAP INC	SEC.	20	12.47	20.833	24.983	30.28	35.503	42.138	44.149
SHAW COMMUNICATN INC -CL B	SJR.NV.B	25	198.166	219.196	428.702	510.315	567.837	579.376	871.734
SNC-LAVALIN GROUP INC	SNC.	20	171.028	195.394	220.808	231.814	237.67	318.294	317.823
SODISCO-HOWDEN GR LTD	SOD	25	53.045	16.91	57.026	47.971	9.258	14.029	20.054
SUNOPTA INC	SOY	30	2.424	2.802	1.934	8.809	8.82	9.06	10.073
THOMSON CORP	TOC.	25	3,539.73	3,820.25	4,407.97	5,220.54	5,759.49	6,434.29	9,690.96
TOROMONT INDUSTRIES LTD	TIH	20	25.958	48.909	64.46	79.68	100.305	155.821	183.596
TORSTAR CORP -CL B	TS.NV.B	25	604.842	548.622	569.953	569.263	571.703	784.35	647.055
TRANSCONTINENTAL INC -CL A	TCL.SV.A	20	131.133	247.743	263.821	286	282.509	312.331	384.946
TVA GROUP INC -CL B	TVA.NV.B	25	71.974	76.674	75.572	78.423	96.176	112.27	139.101
VINCOR INTL INC	VN	30	33.154	11.436	15.458	19.022	66.923	102.343	115.793
WAJAX LTD	WJX	20	64.566	85.665	90.84	124.292	145.093	191.736	201.827
WESTON (GEORGE) LTD	WN.	30	1,262.00	1,285.00	1,400.00	1,553.00	1,615.00	1,756.00	2,389.00
ZENON ENVIRONMENTAL INC	ZEN.	20	17.134	16.95	17.842	13.391	15.485	17.423	50.916

Company Name	Ticker Symbol	GICS Economic Sector	Common Equity-Total[Y92]	Common Equity-Total[Y93]	Common Equity-Total[Y94]	Common Equity-Total[Y95]	Common Equity-Total[Y96]	Common Equity-Total[Y97]	Common Equity-Total[Y98]

Deleted Companies

A&W REVENUE ROYALTIES INC FD	AW.U
ABBEY WOODS DEVS LTD	AWD
ACE AVIATION HOLDINGS INC	ACE.B
ACS MEDIA INCOME FUND	AYP.U
ADS INC -CL A	AAL.MV.A
ADVANCED FIBER TECH AFT INC	AFT.U
ADVANTEX MARKETING INTL INC	ADX.
AG GROWTH INCOME FUND	AFN.U
AGRA INDUSTRIES LTD	AGR.
AGRICORE UNITED	AU.LV
AIRBOSS OF AMERICA CORP	BOS.
ALARMFORCE INDUSTRIES INC	AF.
ALIMENTN COUCHE-TARD -CL B	ATD.SV.B
ALLIANCE ATLANTS COMM -CL B	AAC.NV.B
ALTA GENETICS INC	AGI.1
ALTERNATIVE FUEL SYS 2004	AFX.
AMISCO INDUSTRIES LTD	IAC.
AQUA-PURE VENTURES INC	AQE
ARCTIC GLACIER INCOME FUND	AG.U
ARDEN HOLDINGS INC	ARH.2
ASSOCIATED BRANDS INCOME FD	ABF.U

Company Name	Ticker Symbol	GICS Economic Sector	Common Equity-Total[Y92]	Common Equity-Total[Y93]	Common Equity-Total[Y94]	Common Equity-Total[Y95]	Common Equity-Total[Y96]	Common Equity-Total[Y97]	Common Equity-Total[Y98]
ASTRAL MEDIA INC -CL A	ACM.NV.A								
ATLAS COLD STORAGE INCOME TR	FZR.U								
ATS AUTOMATION TOOLING SYS	ATA.								
AUTOMODULAR CORP	AM.								
AVCORP INDUSTRIES INC	AVP.								
AVVA TECHNOLOGIES INC	AVY.Z								
BADGER INCOME FUND	BAD.U								
BALLARD POWER SYSTEMS INC	BLD.								
BEAMSCOPE CANADA INC	BSP.								
BENNETT ENVIRONMENTAL INC	BEV.								
BIRD CONSTRUCTION CO LTD	BDT.								
BMTC GROUP INC -CL A	GBT.SV.A								
BOSTON PIZZA ROYALTIES INCM	BPF.U								
BOYD GROUP INCOME FUND	BYD.U								
BRICK BREWING LTD	BRB.								
BRIDGES TRANSITIONS INC	BIT.								
BROMLEY MARR ECOS INC	BME.2								
BUHLER INDUSTRIES INC	BUI								
BW TECHNOLOGIES LTD	BWT.								
CABLE SATISFACTION INTL INC	CSQ.SV.A								
CALDWELL PTNRS INTL -CL A	CWL.NV.A								
CAMCO INC	COC.								
CANADA 3000 INC	CCC.								
CANADEX RESOURCES LTD	CDX.								
CANADIAN AGRA FOODS INC	CAF.1								
CANADIAN BANK NOTE CO LTD	CBK.								
CANADIAN CRUDE SEPARATORS IN	CCR.1								
CANADIAN SATELLITE COMMUN	SAT.1								
CANADREAM CORP	CDN.								
CANBRAS COMMUNICATIONS CORP	CBC.H								
CANLAN ICE SPORTS CORP	ISE								
CANWEST MEDIA INC	0338B								

Company Name	Ticker Symbol	GICS Economic Sector	Common Equity-Total[Y92]	Common Equity-Total[Y93]	Common Equity-Total[Y94]	Common Equity-Total[Y95]	Common Equity-Total[Y96]	Common Equity-Total[Y97]	Common Equity-Total[Y98]
CARA OPERATIONS LTD -CL A	CAO.A								
CARMANAH TECHNOLOGIES CORP	CMH.								
CASSIDYS LTD	CYL.								
CD PLUS.COM LTD	CDW								
CENTURY II HOLDINGS INC	CH.								
CERAMIC PROTECTION CORP	CEP.								
CFM CORP	CFM								
CHAPTERS ONLINE INC	COL.1								
CHURCHILL CORP	CUQ								
CINEPLEX GALAXY INCOME FUND	CGX.U								
CIRCA ENTPS INC	CTO.								
CLARKE INC	CKI.								
CLEARWATER SEAFOODS INCM FD	CLR.U								
CLUBLINK CORP	LNK								
COGECO CABLE INC	CCA.SV								
COMMAND POST & TRANSFER CORP	CDP.								
COMMERCIAL SOLUTIONS INC	CSA.								
CONNORS BROS INCOME FD	CBF.U								
CONSUMERS WATERHEATER INCOME	CWI.U								
CONTINENTAL HOME HLTHCR LTD	CHT.								
CONTRANS CORP -CL A	CSS.A								
CONTRANS INCOME FD	CSS.U								
COOLBRANDS INTERNATIONAL INC	COB.SV.A								
CORUS ENTERTAINMENT INC	CJR.NV.B								
COSSETTE COMMUNICATIONS GRP	KOS.SV								
CP SHIPS LTD	TEU.								
CPI PLASTICS GROUP LTD	CPI.								
CRAIG MUSIC & ENTERTAINMENT	MUE.1								
CRS ROBOTICS CORP	ROB.								
CTV INC	TV.1								
DANIER LEATHER INC	DL.SV								
DATAMARK SYSTEMS GROUP INC	DMK.								

Company Name	Ticker Symbol	GICS Economic Sector	Common Equity-Total[Y92]	Common Equity-Total[Y93]	Common Equity-Total[Y94]	Common Equity-Total[Y95]	Common Equity-Total[Y96]	Common Equity-Total[Y97]	Common Equity-Total[Y98]
DECOMA INTL INC -CL A	DEC.SV.A								
DECTRON INTERNATIONALE INC	9771B								
DENNINGHOUSE INC	DEH								
DIAMANT ART CORP	8608B								
DOMCO TARKETT INC	DOC.								
DOMINION CITRUS LTD	DMN.U								
DOREL INDUSTRIES INC	DII.SV								
DYLEX LTD	DLX.								
DYNETEK INDUSTRIES LTD	DNK								
EASYHOME LTD	EH								
EIGER TECHNOLOGY INC	AXA.								
ELECTROVAYA INC	EFL.								
ELEPHANT & CASTLE GROUP INC	8332B								
ENVOY COMMUNICATIONS GRP INC	ECG								
EXCO TECHNOLOGIES LTD	XTC								
FAIRMONT HOTELS RESORTS INC	FHR.								
FANTOM TECHNOLOGIES INC	FTM								
FIRSTSERVICE CORP -SVTG	FSV.SV								
FLINT ENERGY SVCS LTD	FES								
FOREMOST INDUSTRIES INCM FD	FMO.U								
FORZANI GROUP LTD -CL A	FGL								
FP NEWSPAPERS INCOME FUND	FP.U								
FUEL CELL TECHNOLOGIES CORP	FCT.								
FUTURE SHOP LTD	FSS.								
GAMEHOST INCOME FUND	GH.U								
GARDA WORLD SECURITY CORP	GW.								
GATEWAY CASINOS INCOME FUND	GCI.U								
GENERAL DONLEE INCOME FUND	GDI.U								
GESCO INDUSTRIES INC	GSD								
GILDAN ACTIVEWEAR INC	GIL.A								
GLENDALE INTERNATIONAL CORP	GIN								
GLOBAL RAILWAY INDS LTD	GBI.								

Company Name	Ticker Symbol	GICS Economic Sector	Common Equity-Total[Y92]	Common Equity-Total[Y93]	Common Equity-Total[Y94]	Common Equity-Total[Y95]	Common Equity-Total[Y96]	Common Equity-Total[Y97]	Common Equity-Total[Y98]
GLOBAL THERMOELECTRIC INC	GLE.								
GOLDFARB CORP -CL A	GDF.H								
GOLF TOWN INCOME FUND	GLF.U								
GOODFELLOW INC	GDL								
GREAT CANADIAN GAMING CORP	GCD								
GREYVEST CAPITAL INC	GFI.								
GROUPE LAPERRIERE&VER -CL A	GLV.SV.A								
HALEY INDUSTRIES LTD	HLY								
HALLMARK TECHNOLOGIES INC	HTI.1								
HALTERM INCOME FUND	HAL.U								
HAMMOND MFG LTD -CL A	HMM.SV.A								
HAMMOND POWER SOLUTIONS INC	HPS.SV.A								
HART STORES INC	HIS.								
HARTCO CORP	HCC.								
HARTLAND PIPELINE SVCS LTD	HAR.								
HAWKER SIDDELEY CANADA	HSC.								
HIGH LINER FOODS INC	HLF.								
HIP INTERACTIVE CORP	HP.								
HOCKEY CO HOLDINGS INC	HCY								
HOLLINGER CDN NEWSPAPERS LTD	HCN.U								
HUSKY INJECTION MOLDING SYS	HKY								
HY & ZELS INC	HZI								
HYDROGENICS CORP	HYG								
INDIGO BOOKS & MUSIC INC	IDG.								
INSCAPE CORP	INQ.SV								
INTERNATIONAL AQUA FOODS LTD	IAF.								
INTERNATIONAL UNP HLDGS LTD	IUN								
INTIER AUTOMOTIVE INC	IAI.SV.A								
INTL HI-TECH INDUSTRIES INC	IHI.								
INTL THUNDERBIRD GAMING CORP	INB.								
INVENTRONICS LTD	IVT.								
INVESPRINT CORP	INV.								

Company Name	Ticker Symbol	GICS Economic Sector	Common Equity-Total[Y92]	Common Equity-Total[Y93]	Common Equity-Total[Y94]	Common Equity-Total[Y95]	Common Equity-Total[Y96]	Common Equity-Total[Y97]	Common Equity-Total[Y98]
IRWIN TOY LTD -NVTG	IWT.A								
ITI EDUCATION CORP	ITK.								
JEWETT CAMERON TRADING LTD	JCT.								
KCP INCOME FUND	KCP.U								
KEC ENVIRONMENTAL CORP	7657B								
LA SENZA CORP	LSZ.SV								
LAIDLAW INTERNATIONAL INC	BUS.								
LASSONDE INDS INC -CL A	LAS.SV.A								
LE CHATEAU -CL A	CTU.SV.A								
LEROUX STEEL (ACIER) -CL B	LER.B								
LIONS GATE ENTMT CORP	LGF.								
LIQUIDATION WORLD INC	LQW								
LOGISTEC CORP -CL A	LGT.MV.A								
LUXOR INDUSTRIAL CORP	LRL								
MAAX INC	MXA.								
MACYRO GROUP INC	MYO.								
MAD CATZ INTERACTIVE INC	MCZ.								
MAGNA ENTERTAINMENT CORP	MEC.SV.A								
MAGNOTTA WINERY CORP	MGN.								
MARKS WORK WEARHOUSE LTD	MWW								
MARSULEX INC	MLX								
MARTINREA INTL INC	MRE.								
MAXXCOM INC	MXX								
MDC PARTNERS INC	MDZ.SV.A								
MEC HOLDINGS CDA INC	MEH.								
MENU FOODS INCOME FUND	MEW.U								
MICROTEC ENTERPRISES INC	EMI.								
MIKES RESTAURANTS INC	MKI								
MITCHELL (ROBERT) -CL B	MIT.B								
MOBILE CLIMATE CTL INDS INC	MCC.								
MOFFAT COMMUNICATIONS	MOF								
MONARCH DEVELOPMENT CORP	MON.1								

Company Name	Ticker Symbol	GICS Economic Sector	Common Equity-Total[Y92]	Common Equity-Total[Y93]	Common Equity-Total[Y94]	Common Equity-Total[Y95]	Common Equity-Total[Y96]	Common Equity-Total[Y97]	Common Equity-Total[Y98]
MOSAIC GROUP INC	MGX.								
MRRM INC	MRR.								
MULLEN TRANSPORTATION INC	MTL.								
NATIONAL CHALLENGE SYS INC	NLC.								
NEWALTA INCOME FUND	NAL.U								
NOBLE CHINA INC	NMO.								
NORWALL GROUP INC	NGI.								
OCEANEX INCOME FD	OAX.U								
OFFSHORE SYSTEMS INTL LTD	OSI.								
OPTIPRESS INC	OPP								
ORBUS PHARMA INC	ORB.								
PACIFIC HARBOUR CAPITAL LTD	PCF.								
PACIFIC INSIGHT ELECTRONICS	PIH								
PAULIN H & CO LTD	PAP.A								
PBB GLOBAL LOGISTICS INCOME	PBB.U								
PERKINS PAPERS LTD	PKN.1								
PFB CORP	PFB.								
PLM GROUP LTD	PGL.								
PRECISION ASSESSMENT TECH CP	PDT.								
PREMIUM BRANDS INC	FFF.								
PRIME RESTAURANTS ROYL INCM	EAT.U								
PRIMETECH ELECTRONICS INC	PME.								
PRINTERA CORP	PAC.								
PRISZM CANADIAN INCOME FUND	QSR.U								
PROPRIETARY INDS INC	PPI.								
PRT FORST REGENERATN INCM FD	PRT.U								
QSOUND LABS INC	AAZ								
RAILPOWER TECHNOLOGIES CORP	P.								
RAINMAKER INCOME FUND	RNK.U								
REKO INTERNATIONAL GROUP INC	REK								
RICH MINERALS CORP	RMC								
RICHELIEU HARDWARE LTD	RCH								

Company Name	Ticker Symbol	GICS Economic Sector	Common Equity-Total[Y92]	Common Equity-Total[Y93]	Common Equity-Total[Y94]	Common Equity-Total[Y95]	Common Equity-Total[Y96]	Common Equity-Total[Y97]	Common Equity-Total[Y98]
RIDLEY INC	RCL.								
RITCHIE BROS AUCTIONEERS INC	RBA.								
ROGERS COMMUNICATION -CL B	RCI.NV.B								
RONA INC	RON.								
ROSEDALE DECORATIVE PROD LTD	3591B								
ROW ENTERTAINMENT INCM FUND	ROW.U								
ROYAL AVIATION INC	ROY								
ROYAL GROUP TECH LTD	RYG.SV								
RYSTAR COMMUNICATIONS LTD	RYS								
SALTER STREET FILMS LTD	SSF.								
SAPUTO INC	SAP.								
SASKATCHEWAN WHT POOL	SWP.NV.B								
SCHNEIDER CORP -CL A	SCD.A								
SCI INCOME TRUST	SMN.U								
SCOTTS RESTAURANTS	SRG.								
SECOND CUP LTD	SKL								
SEPPS GOURMET FOODS LTD	SGO.								
SEVENWAY CAPITAL CORP	SWY.1								
SHERMAG INC	SMG.								
SHIRMAX FASHIONS LTD	SHX.								
SHOPPERS DRUG MART CORP	SC.								
SINTRA LTD	STL.1								
SKYJACK INC	SJK.								
SLEEMAN BREWERIES LTD	ALE.								
SMK SPEEDY INTERNATIONAL INC	SMK.								
SOBEYS INC	SBY								
SONG CORP	SOC.								
SPAR AEROSPACE LTD	SPZ.								
SPECTRA GROUP GREAT RESTS	SPA.								
SPECTRA PREMIUM INDS INC	SPD.SV								
SPORTSCENE RESTAURANTS INC	SPS.MV.A								
STACKPOLE LTD	SKD								

Company Name	Ticker Symbol	GICS Economic Sector	Common Equity-Total[Y92]	Common Equity-Total[Y93]	Common Equity-Total[Y94]	Common Equity-Total[Y95]	Common Equity-Total[Y96]	Common Equity-Total[Y97]	Common Equity-Total[Y98]
STRONGCO INC	SQP								
SUN GRO HORTICULTURE INCM FD	GRO.U								
SUN-RYPE PRODUCTS LTD	SRF								
SUPERIOR PLUS INCOME FD	SPF.U								
SWISS WTR DECAFFEINATED COFF	SWS.U								
T EATON CO LTD	ETN.								
T S C SHANNOCK CORP -CL A	TSH.								
TAIGA FOREST PRODUCTS LTD	TFP								
TANBRIDGE CORP	TNB.								
TECSYN INTERNATIONAL INC	TSN.1								
TEKNION CORP	TKN.SV								
TELESCENE FILM GROUP -CL B	TFG.Z								
TESMA INTERNATNAL INC -CL A	TSM.SV.A								
THYSSENKRUPP BUDD CDA INC	BUD.								
TIR SYSTEMS LTD	TIR								
TRANSAT A T INC	TRZ.								
TRANSFORCE INC	TFI.								
TRANSFORCE INCOME FUND	TIF.U								
TRAVELBYUS.COM LTD	TBU								
TREE ISLAND WIRE INCOME FUND	TIL.U								
TRI-WHITE CORP	TWH.								
TRIMAC CORP	TMA.								
TRIMIN CAPITAL CORP	TMN.								
TRITECH PRECISION INC	TCH.1								
TROJAN TECHNOLOGIES INC	TUV								
TURBO GENSET INC	TGN.								
UE WATERHEATER INCOME FUND	UWH.U								
UNI SELECT INC	UNS.								
UNIBROUE INC	UBE								
UNICAN SECURITY SYS -CL B	UCS.B								
VAN HOUTTE INC	VH.SV								
VECTOR AEROSPACE CORP	RNO.								

Company Name	Ticker Symbol	GICS Economic Sector	Common Equity-Total[Y92]	Common Equity-Total[Y93]	Common Equity-Total[Y94]	Common Equity-Total[Y95]	Common Equity-Total[Y96]	Common Equity-Total[Y97]	Common Equity-Total[Y98]
VELAN INC -SVTG	VLN.SV								
VERSACOLD INCOME FUND	ICE.U								
VHQ ENTERTAINMENT INC	VHQ								
VICEROY HOMES LTD	VHL.SV.A								
VIDEOTRN (LE GRPE) LTD	VDO								
VITRAN CORP INC	VTN.								
WESCAM INC	WSC.1								
WESCAST INDUSTRIES -CL A	WCS.SV.A								
WEST 49 INC	WXX								
WESTAIM CORP	WED								
WESTBURNE INC	WBI								
WESTJET AIRLINES LTD	WJA								
WESTPORT INNOVATIONS INC	WPT								
WESTSHORE TERMS INCOME FD	WTE.U								
WFI INDUSTRIES LTD	WFI.								
WIC WESTERN INTL COMM -CL B	WIC.B								
WITTKE INC	WKE								
WORLDPLUS VENTURES LTD	WPV								
YBM MAGNEX INTERNATIONAL INC	YBM								
YELLOW PAGES INCOME FUND	YLO.U								
AADCO AUTOMOTIVE INC	AA.								
ADB SYSTEMS INTL LTD	ADY								
AECON GROUP INC	ARE.								
AFTON FOOD GROUP LTD	AFF.								
ALGO GROUP INC -CL A	AO								
ALLIED HOTEL PPTYS INC	AHP.								
ARMTEC INFRASTRUCTRE INCM FD	ARF.U								
ASIA MEDIA GROUP CORP	0386B								
ATLANTIS SYSTEMS CORP	AIQ.								
BATTERY TECHNOLOGIES INC	BTI.								
BESTAR INC	BES								
BFI CANADA INCOME FUND	BFC.U								

Company Name	Ticker Symbol	GICS Economic Sector	Common Equity-Total[Y92]	Common Equity-Total[Y93]	Common Equity-Total[Y94]	Common Equity-Total[Y95]	Common Equity-Total[Y96]	Common Equity-Total[Y97]	Common Equity-Total[Y98]
BRANDSELITE INTL CORP	BNT.								
BRICK GROUP INCOME FUND	BRK.U								
CANADIAN AIRLINES CORP	CA.1								
CDI EDUCATION CORP	EDU								
CONCERT INDUSTRIES LTD	CNG.								
CROSSOFF INC -CL A	OFF								
DEVINE ENTERTAINMENT CORP	DVN.								
DION ENTMT CORP	DIO.								
DYNAMOTIVE ENERGY SYS CORP	9624B								
EAGLE PRECISION TECH INC	EGL.								
FRESHXTEND TECHNOLOGIES CORP	FXT								
GARNET POINT RESOURCES CORP	GRC.								
GRILLI PROPERTY GROUP INC	GG.Z								
GROUPE BOCENOR INC	GBO								
GROUPE LES AILES D LA MODE	MOD.								
HARDWOODS DISTR INCOME FD	HWD.U								
HEADLINE MEDIA GROUP INC	HMG.SV								
HOLLINGER INC	HLG.C								
HUMPTY DUMPTY SNACK FOODS	SNX.								
HYATT FINANCIAL LTD	HTF.Z								
IMAX CORP	IMX.								
IMPERIAL GINSENG PRODS LTD	IGP								
INTERGOLD LTD	IGO.A								
INTERNATIONAL BARRIER TECH I	IBH								
KEG ROYALTIES INCOME FD	KEG.U								
MAGELLAN AEROSPACE	MAL.								
MAINFRAME ENTERTAINMENT INC	MFE.								
MEGA BLOKS INC	MB								
MOVIE DISTRIBUTION INCOME FD	FLM.U								
NATIONAL CONSTRUCTION	NAT.								
NEPTUNE TECH & BIORESSOURCES	NTB.								
NEXUS GROUP INTL INC	NXS								

Company Name	Ticker Symbol	GICS Economic Sector	Common Equity-Total[Y92]	Common Equity-Total[Y93]	Common Equity-Total[Y94]	Common Equity-Total[Y95]	Common Equity-Total[Y96]	Common Equity-Total[Y97]	Common Equity-Total[Y98]
NORTHWEST SPORTS ENTERPRISES	9990B								
OSPREY MEDIA INCOME FUND	OSP.U								
PEACE ARCH ENTMT GROUP INC	PAE.								
PELORUS ENERGY CORP	PN								
PERSONA INC	PSA.								
PET VALU CANADA INC	PVC.								
PIH PAC INTL HARDWOODS INC	PHC.								
POWER PLUS CORP	3340B								
PRADA HOLDINGS LTD	9500B								
PRIMA DEVELOPMENTS LTD	PID								
PRIVA INC	PIV								
Q/MEDIA SERVICES CORP	QMS								
RICHTREE INC	MOO.SV.B								
ROGERS SUGAR INCOME FUND	RSI.U								
SACO SMARTVISION INC	SSV.1								
SCAFFOLD CONNECTION CORP	SFD.								
SHEP TECHNOLOGIES INC	0416B								
SLEEP COUNTRY CDA INCOME FD	Z.U								
STANTEC INC	STN.								
STRATEGIC VALUE CORP	SVA.								
SUN ENTERTAINMENT HOLDING CP	SED.								
THRILLTIME ENTMT INTL INC	THL								
TRAILMOBILE CDA LTD	TMX.								
VENTRA GROUP INC	VTA.								
VOXCOM INC	VOX.Z								
WHITE ROSE CRFTS&NRSY	WRL.								
ZTEST ELECTRONICS INC	ZTE								

Company Name	Common Equity-Total[Y99]	Common Equity-Total[Y00]	Common Equity-Total[Y01]	Common Equity-Total[Y02]	Common Equity-Total[Y03]	CEQ 1992 to 2003 Exists	CEQ Always Positive	Passes Both	Passed Dividend Screen
ALGOMA CENTRAL CORP	196.292	199.743	228.795	247.291	250.752	1	1	2	1
ANDRES WINES LTD	65.027	66.114	68.56	72.521	81.308	1	1	2	1
BIG ROCK BREWERY INCOME TR	16.629	19.038	21.784	24.75	26.687	1	1	2	0
BOMBARDIER INC -CL B	3,311.80	3,512.40	3,790.00	2,206.00	2,715.00	1	1	2	1
CAE INC	379.3	464.1	618.5	750.2	918.8	1	1	2	1
CANADA BREAD LTD	231.16	235.441	251.154	304.711	437.427	1	1	2	1
CANADIAN NATIONAL RAILWAY CO	5,179.00	5,371.00	6,034.00	6,627.00	6,480.00	1	1	2	1
CANADIAN PACIFIC RAILWAY LTD	8,048.80	9,335.50	3,137.50	3,386.40	3,675.20	1	1	2	1
CANADIAN TIRE CORP -CL A	1,344.75	1,459.44	1,603.69	1,806.90	2,033.30	1	1	2	1
CANWEST GLOBAL COM -NVTG	796.215	865.291	1,249.84	1,125.91	1,175.62	1	1	2	0
CHAI NA TA CORP	3.42	16.327	14.332	14.652	24.096	1	1	2	0
CHUM LTD -CL B	215.75	239.08	252.237	263.808	389.24	1	1	2	1
CINRAM INTERNATIONAL INC	413.42	363.281	398.599	460.17	498.21	1	1	2	1
CLEARLY CDN BEVERAGE CP	34.195	25.611	13.201	7.463	1.454	1	1	2	0
COGECO INC -SUB VTG	237.808	243.451	305.822	343.033	350.016	1	1	2	1
CONSOLIDATED MERCANTILE INC	15.176	16.374	17.74	20.499	21.12	1	1	2	0
CORBY (H.) DISTILLERY -CL A	53.067	57.315	72.946	86.476	99.827	1	1	2	1
COTT CORP QUE	147.725	177.688	247.491	346.178	445.973	1	1	2	0
DOVER INDUSTRIES LTD	54.414	53.656	57.035	56.296	57.202	1	1	2	1
ELECTROHOME LTD -CL Y	17.009	12.168	11.181	10	7.632	1	1	2	0
EMPIRE CO LTD -CL A	571.787	1,104.20	1,279.80	1,416.30	1,566.00	1	1	2	1
FINNING INTERNATIONAL INC	696.595	698.456	775.863	930.36	958.581	1	1	2	1
FOUR SEASONS HOTELS -LTD VTG	587.697	708.164	810.136	801.208	765.507	1	1	2	1
FPI LTD	163.352	193.949	193.051	200.958	185.25	1	1	2	1
GENDIS INC -CL A	167.293	158.887	121.025	119.499	109.978	1	1	2	0
GLENTEL INC	27.756	17.252	15.046	18.044	21.85	1	1	2	0
GSW INC -CL B	76.434	72.479	69.188	59.865	67.591	1	1	2	1
HEROUX-DEVTEK INC	52.978	102.27	130.801	124.919	120.324	1	1	2	0
HUDSONS BAY CO	2,265.53	2,303.35	2,528.62	2,394.74	2,430.63	1	1	2	1
INTRAWEST CORP	787.778	756.543	862.461	1,028.82	959.469	1	1	2	1
JEAN COUTU GROUP	588.578	831.927	946.059	1,019.87	1,165.83	1	1	2	1
LEADING BRANDS INC	8.198	19.334	21.34	14.345	12.48	1	1	2	0

Company Name	Common Equity-Total[Y99]	Common Equity-Total[Y00]	Common Equity-Total[Y01]	Common Equity-Total[Y02]	Common Equity-Total[Y03]	CEQ 1992 to 2003 Exists	CEQ Always Positive	Passes Both	Passed Dividend Screen
LEONS FURNITURE LTD	178.313	202.345	218.122	232.635	237.609	1	1	2	1
LINAMAR CORP	469.545	513.778	557.819	622.921	627.111	1	1	2	1
LOBLAW COS LTD	2,904.00	3,124.00	3,569.00	4,124.00	4,732.00	1	1	2	1
MAGNA INTERNATIONAL -CL A	5,410.83	5,885.44	6,701.70	8,127.52	6,013.18	1	1	2	1
MAPLE LEAF FOODS INC	464.69	450.593	659.716	731.901	743.187	1	1	2	1
MASONITE INTERNATIONAL CORP	440.758	479.574	645.361	872.872	946.791	1	1	2	0
MCGRAW-HILL RYERSON LTD	46.006	48.891	54.444	59.402	64.218	1	1	2	1
METRO INC -CL A	392.3	461.7	558	644.2	751.9	1	1	2	1
MOLSON INC -CL A	1,025.70	795.4	1,173.90	1,033.00	1,219.40	1	1	2	1
NEWFOUNDLAND CAP CORP -CL A	70.12	70.062	65.253	74.265	79.808	1	1	2	0
NORTH WEST CO FUND	169.905	190.973	219.524	219.384	229.597	1	1	2	1
NORTHSTAR AEROSPACE INC	59.882	44.128	46.373	42.718	37.442	1	1	2	0
QUEBECOR INC -CL B	1,726.50	2,792.20	2,571.50	1,478.80	1,384.90	1	1	2	0
QUEBECOR WORLD INC -SUB VTG	3,044.62	3,390.91	3,211.66	3,550.64	2,645.08	1	1	2	1
REITMANS (CANADA) -CL A	194.121	202.507	225.579	243.521	276.402	1	1	2	1
ROTHMANS INC	167.303	203.276	253.274	130.537	168.497	1	1	2	1
RUSSEL METALS INC	224.302	218.055	216.718	222.44	253.842	1	1	2	0
SEARS CANADA INC	1,346.30	1,549.30	1,619.90	1,646.90	1,810.90	1	1	2	1
SENVEST CAP INC	47.368	55.506	54.115	42.094	45.569	1	1	2	1
SHAW COMMUNICATN INC -CL B	1,233.69	1,846.55	2,604.84	2,098.45	1,804.00	1	1	2	1
SNC-LAVALIN GROUP INC	357.913	358.155	442.964	597.114	658.309	1	1	2	1
SODISCO-HOWDEN GR LTD	34.826	52.32	46.304	48.667	56.394	1	1	2	0
SUNOPTA INC	18.098	33.277	69.286	78.253	155.008	1	1	2	0
THOMSON CORP	9,464.26	11,060.13	12,387.32	13,448.96	11,747.01	1	1	2	1
TOROMONT INDUSTRIES LTD	203.062	218.213	314.248	335.316	376.837	1	1	2	1
TORSTAR CORP -CL B	684.188	660.001	534.398	643.506	745.055	1	1	2	1
TRANSCONTINENTAL INC -CL A	414.63	477.299	559.772	765.487	868.739	1	1	2	1
TVA GROUP INC -CL B	168.578	321.618	169.097	218.628	242.153	1	1	2	1
VINCOR INTL INC	129.254	145.338	396.78	428.867	640.882	1	1	2	0
WAJAX LTD	205.79	196.124	204.826	169.97	179.606	1	1	2	0
WESTON (GEORGE) LTD	2,618.00	2,904.00	3,398.00	3,894.00	3,974.00	1	1	2	1
ZENON ENVIRONMENTAL INC	69.558	72.061	79.338	136.517	148.207	1	1	2	0

Company Name	Common Equity-Total[Y99]	Common Equity-Total[Y00]	Common Equity-Total[Y01]	Common Equity-Total[Y02]	Common Equity-Total[Y03]	CEQ 1992 to 2003 Exists	CEQ Always Positive	Passes Both	Passed Dividend Screen
								64	43

Deleted Companies

A&W REVENUE ROYALTIES INC FD
ABBEY WOODS DEVS LTD
ACE AVIATION HOLDINGS INC
ACS MEDIA INCOME FUND
ADS INC -CL A
ADVANCED FIBER TECH AFT INC
ADVANTEX MARKETING INTL INC
AG GROWTH INCOME FUND
AGRA INDUSTRIES LTD
AGRICORE UNITED
AIRBOSS OF AMERICA CORP
ALARMFORCE INDUSTRIES INC
ALIMENTN COUCHE-TARD -CL B
ALLIANCE ATLANTS COMM -CL B
ALTA GENETICS INC
ALTERNATIVE FUEL SYS 2004
AMISCO INDUSTRIES LTD
AQUA-PURE VENTURES INC
ARCTIC GLACIER INCOME FUND
ARDEN HOLDINGS INC
ASSOCIATED BRANDS INCOME FD

Company Name	Common Equity-Total[Y99]	Common Equity-Total[Y00]	Common Equity-Total[Y01]	Common Equity-Total[Y02]	Common Equity-Total[Y03]	CEQ 1992 to 2003 Exists	CEQ Always Positive	Passes Both	Passed Dividend Screen
ASTRAL MEDIA INC -CL A									
ATLAS COLD STORAGE INCOME TR									
ATS AUTOMATION TOOLING SYS									
AUTOMODULAR CORP									
AVCORP INDUSTRIES INC									
AVVA TECHNOLOGIES INC									
BADGER INCOME FUND									
BALLARD POWER SYSTEMS INC									
BEAMSCOPE CANADA INC									
BENNETT ENVIRONMENTAL INC									
BIRD CONSTRUCTION CO LTD									
BMTC GROUP INC -CL A									
BOSTON PIZZA ROYALTIES INCM									
BOYD GROUP INCOME FUND									
BRICK BREWING LTD									
BRIDGES TRANSITIONS INC									
BROMLEY MARR ECOS INC									
BUHLER INDUSTRIES INC									
BW TECHNOLOGIES LTD									
CABLE SATISFACTION INTL INC									
CALDWELL PTNRS INTL -CL A									
CAMCO INC									
CANADA 3000 INC									
CANADEX RESOURCES LTD									
CANADIAN AGRA FOODS INC									
CANADIAN BANK NOTE CO LTD									
CANADIAN CRUDE SEPARATORS IN									
CANADIAN SATELLITE COMMUN									
CANADREAM CORP									
CANBRAS COMMUNICATIONS CORP									
CANLAN ICE SPORTS CORP									
CANWEST MEDIA INC									

Company Name	Common Equity-Total[Y99]	Common Equity-Total[Y00]	Common Equity-Total[Y01]	Common Equity-Total[Y02]	Common Equity-Total[Y03]	CEQ 1992 to 2003 Exists	CEQ Always Positive	Passes Both	Passed Dividend Screen
CARA OPERATIONS LTD -CL A									
CARMANAH TECHNOLOGIES CORP									
CASSIDYS LTD									
CD PLUS.COM LTD									
CENTURY II HOLDINGS INC									
CERAMIC PROTECTION CORP									
CFM CORP									
CHAPTERS ONLINE INC									
CHURCHILL CORP									
CINEPLEX GALAXY INCOME FUND									
CIRCA ENTPS INC									
CLARKE INC									
CLEARWATER SEAFOODS INCM FD									
CLUBLINK CORP									
COGECO CABLE INC									
COMMAND POST & TRANSFER CORP									
COMMERCIAL SOLUTIONS INC									
CONNORS BROS INCOME FD									
CONSUMERS WATERHEATER INCOME									
CONTINENTAL HOME HLTHCR LTD									
CONTRANS CORP -CL A									
CONTRANS INCOME FD									
COOLBRANDS INTERNATIONAL INC									
CORUS ENTERTAINMENT INC									
COSSETTE COMMUNICATIONS GRP									
CP SHIPS LTD									
CPI PLASTICS GROUP LTD									
CRAIG MUSIC & ENTERTAINMENT									
CRS ROBOTICS CORP									
CTV INC									
DANIER LEATHER INC									
DATAMARK SYSTEMS GROUP INC									

Company Name	Common Equity-Total[Y99]	Common Equity-Total[Y00]	Common Equity-Total[Y01]	Common Equity-Total[Y02]	Common Equity-Total[Y03]	CEQ 1992 to 2003 Exists	CEQ Always Positive	Passes Both	Passed Dividend Screen
DECOMA INTL INC -CL A									
DECTRON INTERNATIONALE INC									
DENNINGHOUSE INC									
DIAMANT ART CORP									
DOMCO TARKETT INC									
DOMINION CITRUS LTD									
DOREL INDUSTRIES INC									
DYLEX LTD									
DYNETEK INDUSTRIES LTD									
EASYHOME LTD									
EIGER TECHNOLOGY INC									
ELECTROVAYA INC									
ELEPHANT & CASTLE GROUP INC									
ENVOY COMMUNICATIONS GRP INC									
EXCO TECHNOLOGIES LTD									
FAIRMONT HOTELS RESORTS INC									
FANTOM TECHNOLOGIES INC									
FIRSTSERVICE CORP -SVTG									
FLINT ENERGY SVCS LTD									
FOREMOST INDUSTRIES INCM FD									
FORZANI GROUP LTD -CL A									
FP NEWSPAPERS INCOME FUND									
FUEL CELL TECHNOLOGIES CORP									
FUTURE SHOP LTD									
GAMEHOST INCOME FUND									
GARDA WORLD SECURITY CORP									
GATEWAY CASINOS INCOME FUND									
GENERAL DONLEE INCOME FUND									
GESCO INDUSTRIES INC									
GILDAN ACTIVEWEAR INC									
GLENDALE INTERNATIONAL CORP									
GLOBAL RAILWAY INDS LTD									

Company Name	Common Equity-Total[Y99]	Common Equity-Total[Y00]	Common Equity-Total[Y01]	Common Equity-Total[Y02]	Common Equity-Total[Y03]	CEQ 1992 to 2003 Exists	CEQ Always Positive	Passes Both	Passed Dividend Screen
GLOBAL THERMOELECTRIC INC									
GOLDFARB CORP -CL A									
GOLF TOWN INCOME FUND									
GOODFELLOW INC									
GREAT CANADIAN GAMING CORP									
GREYVEST CAPITAL INC									
GROUPE LAPERRIERE&VER -CL A									
HALEY INDUSTRIES LTD									
HALLMARK TECHNOLOGIES INC									
HALTERM INCOME FUND									
HAMMOND MFG LTD -CL A									
HAMMOND POWER SOLUTIONS INC									
HART STORES INC									
HARTCO CORP									
HARTLAND PIPELINE SVCS LTD									
HAWKER SIDDELEY CANADA									
HIGH LINER FOODS INC									
HIP INTERACTIVE CORP									
HOCKEY CO HOLDINGS INC									
HOLLINGER CDN NEWSPAPERS LTD									
HUSKY INJECTION MOLDING SYS									
HY & ZELS INC									
HYDROGENICS CORP									
INDIGO BOOKS & MUSIC INC									
INSCAPE CORP									
INTERNATIONAL AQUA FOODS LTD									
INTERNATIONAL UNP HLDGS LTD									
INTIER AUTOMOTIVE INC									
INTL HI-TECH INDUSTRIES INC									
INTL THUNDERBIRD GAMING CORP									
INVENTRONICS LTD									
INVESPRINT CORP									

Company Name	Common Equity-Total[Y99]	Common Equity-Total[Y00]	Common Equity-Total[Y01]	Common Equity-Total[Y02]	Common Equity-Total[Y03]	CEQ 1992 to 2003 Exists	CEQ Always Positive	Passes Both	Passed Dividend Screen
IRWIN TOY LTD -NVTG									
ITI EDUCATION CORP									
JEWETT CAMERON TRADING LTD									
KCP INCOME FUND									
KEC ENVIRONMENTAL CORP									
LA SENZA CORP									
LAIDLAW INTERNATIONAL INC									
LASSONDE INDS INC -CL A									
LE CHATEAU -CL A									
LEROUX STEEL (ACIER) -CL B									
LIONS GATE ENTMT CORP									
LIQUIDATION WORLD INC									
LOGISTEC CORP -CL A									
LUXOR INDUSTRIAL CORP									
MAAX INC									
MACYRO GROUP INC									
MAD CATZ INTERACTIVE INC									
MAGNA ENTERTAINMENT CORP									
MAGNOTTA WINERY CORP									
MARKS WORK WEARHOUSE LTD									
MARSULEX INC									
MARTINREA INTL INC									
MAXXCOM INC									
MDC PARTNERS INC									
MEC HOLDINGS CDA INC									
MENU FOODS INCOME FUND									
MICROTEC ENTERPRISES INC									
MIKES RESTAURANTS INC									
MITCHELL (ROBERT) -CL B									
MOBILE CLIMATE CTL INDS INC									
MOFFAT COMMUNICATIONS									
MONARCH DEVELOPMENT CORP									

Company Name	Common Equity-Total[Y99]	Common Equity-Total[Y00]	Common Equity-Total[Y01]	Common Equity-Total[Y02]	Common Equity-Total[Y03]	CEQ 1992 to 2003 Exists	CEQ Always Positive	Passes Both	Passed Dividend Screen
MOSAIC GROUP INC									
MRRM INC									
MULLEN TRANSPORTATION INC									
NATIONAL CHALLENGE SYS INC									
NEWALTA INCOME FUND									
NOBLE CHINA INC									
NORWALL GROUP INC									
OCEANEX INCOME FD									
OFFSHORE SYSTEMS INTL LTD									
OPTIPRESS INC									
ORBUS PHARMA INC									
PACIFIC HARBOUR CAPITAL LTD									
PACIFIC INSIGHT ELECTRONICS									
PAULIN H & CO LTD									
PBB GLOBAL LOGISTICS INCOME									
PERKINS PAPERS LTD									
PFB CORP									
PLM GROUP LTD									
PRECISION ASSESSMENT TECH CP									
PREMIUM BRANDS INC									
PRIME RESTAURANTS ROYL INCM									
PRIMETECH ELECTRONICS INC									
PRINTERA CORP									
PRISZM CANADIAN INCOME FUND									
PROPRIETARY INDS INC									
PRT FORST REGENERATN INCM FD									
QSOUND LABS INC									
RAILPOWER TECHNOLOGIES CORP									
RAINMAKER INCOME FUND									
REKO INTERNATIONAL GROUP INC									
RICH MINERALS CORP									
RICHELIEU HARDWARE LTD									

Company Name	Common Equity-Total[Y99]	Common Equity-Total[Y00]	Common Equity-Total[Y01]	Common Equity-Total[Y02]	Common Equity-Total[Y03]	CEQ 1992 to 2003 Exists	CEQ Always Positive	Passes Both	Passed Dividend Screen
RIDLEY INC									
RITCHIE BROS AUCTIONEERS INC									
ROGERS COMMUNICATION -CL B									
RONA INC									
ROSEDALE DECORATIVE PROD LTD									
ROW ENTERTAINMENT INCM FUND									
ROYAL AVIATION INC									
ROYAL GROUP TECH LTD									
RYSTAR COMMUNICATIONS LTD									
SALTER STREET FILMS LTD									
SAPUTO INC									
SASKATCHEWAN WHT POOL									
SCHNEIDER CORP -CL A									
SCI INCOME TRUST									
SCOTTS RESTAURANTS									
SECOND CUP LTD									
SEPPS GOURMET FOODS LTD									
SEVENWAY CAPITAL CORP									
SHERMAG INC									
SHIRMAX FASHIONS LTD									
SHOPPERS DRUG MART CORP									
SINTRA LTD									
SKYJACK INC									
SLEEMAN BREWERIES LTD									
SMK SPEEDY INTERNATIONAL INC									
SOBEYS INC									
SONG CORP									
SPAR AEROSPACE LTD									
SPECTRA GROUP GREAT RESTS									
SPECTRA PREMIUM INDS INC									
SPORTSCENE RESTAURANTS INC									
STACKPOLE LTD									

Company Name	Common Equity-Total[Y99]	Common Equity-Total[Y00]	Common Equity-Total[Y01]	Common Equity-Total[Y02]	Common Equity-Total[Y03]	CEQ 1992 to 2003 Exists	CEQ Always Positive	Passes Both	Passed Dividend Screen
STRONGCO INC									
SUN GRO HORTICULTURE INCM FD									
SUN-RYPE PRODUCTS LTD									
SUPERIOR PLUS INCOME FD									
SWISS WTR DECAFFEINATED COFF									
T EATON CO LTD									
T S C SHANNOCK CORP -CL A									
TAIGA FOREST PRODUCTS LTD									
TANBRIDGE CORP									
TECSYN INTERNATIONAL INC									
TEKNION CORP									
TELESCENE FILM GROUP -CL B									
TESMA INTERNATNAL INC -CL A									
THYSSENKRUPP BUDD CDA INC									
TIR SYSTEMS LTD									
TRANSAT A T INC									
TRANSFORCE INC									
TRANSFORCE INCOME FUND									
TRAVELBYUS.COM LTD									
TREE ISLAND WIRE INCOME FUND									
TRI-WHITE CORP									
TRIMAC CORP									
TRIMIN CAPITAL CORP									
TRITECH PRECISION INC									
TROJAN TECHNOLOGIES INC									
TURBO GENSET INC									
UE WATERHEATER INCOME FUND									
UNI SELECT INC									
UNIBROUE INC									
UNICAN SECURITY SYS -CL B									
VAN HOUTTE INC									
VECTOR AEROSPACE CORP									

Company Name	Common Equity-Total[Y99]	Common Equity-Total[Y00]	Common Equity-Total[Y01]	Common Equity-Total[Y02]	Common Equity-Total[Y03]	CEQ 1992 to 2003 Exists	CEQ Always Positive	Passes Both	Passed Dividend Screen
VELAN INC -SVTG									
VERSACOLD INCOME FUND									
VHQ ENTERTAINMENT INC									
VICEROY HOMES LTD									
VIDEOTRN (LE GRPE) LTD									
VITRAN CORP INC									
WESCAM INC									
WESCAST INDUSTRIES -CL A									
WEST 49 INC									
WESTAIM CORP									
WESTBURNE INC									
WESTJET AIRLINES LTD									
WESTPORT INNOVATIONS INC									
WESTSHORE TERMS INCOME FD									
WFI INDUSTRIES LTD									
WIC WESTERN INTL COMM -CL B									
WITTKE INC									
WORLDPLUS VENTURES LTD									
YBM MAGNEX INTERNATIONAL INC									
YELLOW PAGES INCOME FUND									
AADCO AUTOMOTIVE INC									
ADB SYSTEMS INTL LTD									
AECON GROUP INC									
AFTON FOOD GROUP LTD									
ALGO GROUP INC -CL A									
ALLIED HOTEL PPTYS INC									
ARMTEC INFRASTRUCTRE INCM FD									
ASIA MEDIA GROUP CORP									
ATLANTIS SYSTEMS CORP									
BATTERY TECHNOLOGIES INC									
BESTAR INC									
BFI CANADA INCOME FUND									

Company Name	Common Equity-Total[Y99]	Common Equity-Total[Y00]	Common Equity-Total[Y01]	Common Equity-Total[Y02]	Common Equity-Total[Y03]	CEQ 1992 to 2003 Exists	CEQ Always Positive	Passes Both	Passed Dividend Screen
BRANDSELITE INTL CORP									
BRICK GROUP INCOME FUND									
CANADIAN AIRLINES CORP									
CDI EDUCATION CORP									
CONCERT INDUSTRIES LTD									
CROSSOFF INC -CL A									
DEVINE ENTERTAINMENT CORP									
DION ENTMT CORP									
DYNAMOTIVE ENERGY SYS CORP									
EAGLE PRECISION TECH INC									
FRESHXTEND TECHNOLOGIES CORP									
GARNET POINT RESOURCES CORP									
GRILLI PROPERTY GROUP INC									
GROUPE BOCENOR INC									
GROUPE LES AILES D LA MODE									
HARDWOODS DISTR INCOME FD									
HEADLINE MEDIA GROUP INC									
HOLLINGER INC									
HUMPTY DUMPTY SNACK FOODS									
HYATT FINANCIAL LTD									
IMAX CORP									
IMPERIAL GINSENG PRODS LTD									
INTERGOLD LTD									
INTERNATIONAL BARRIER TECH I									
KEG ROYALTIES INCOME FD									
MAGELLAN AEROSPACE									
MAINFRAME ENTERTAINMENT INC									
MEGA BLOKS INC									
MOVIE DISTRIBUTION INCOME FD									
NATIONAL CONSTRUCTION									
NEPTUNE TECH & BIORESSOURCES									
NEXUS GROUP INTL INC									

Company Name	Common Equity-Total[Y99]	Common Equity-Total[Y00]	Common Equity-Total[Y01]	Common Equity-Total[Y02]	Common Equity-Total[Y03]	CEQ 1992 to 2003 Exists	CEQ Always Positive	Passes Both	Passed Dividend Screen
NORTHWEST SPORTS ENTERPRISES									
OSPREY MEDIA INCOME FUND									
PEACE ARCH ENTMT GROUP INC									
PELORUS ENERGY CORP									
PERSONA INC									
PET VALU CANADA INC									
PIH PAC INTL HARDWOODS INC									
POWER PLUS CORP									
PRADA HOLDINGS LTD									
PRIMA DEVELOPMENTS LTD									
PRIVA INC									
Q/MEDIA SERVICES CORP									
RICHTREE INC									
ROGERS SUGAR INCOME FUND									
SACO SMARTVISION INC									
SCAFFOLD CONNECTION CORP									
SHEP TECHNOLOGIES INC									
SLEEP COUNTRY CDA INCOME FD									
STANTEC INC									
STRATEGIC VALUE CORP									
SUN ENTERTAINMENT HOLDING CP									
THRILLTIME ENTMT INTL INC									
TRAILMOBILE CDA LTD									
VENTRA GROUP INC									
VOXCOM INC									
WHITE ROSE CRFTS&NRSY									
ZTEST ELECTRONICS INC									

Company Name	Average ROE 1993-2004
ALGOMA CENTRAL CORP	13.31
ANDRES WINES LTD	11.14
BIG ROCK BREWERY INCOME TR	10.28
BOMBARDIER INC -CL B	10.47
CAE INC	8.94
CANADA BREAD LTD	10.62
CANADIAN NATIONAL RAILWAY CO	5.33
CANADIAN PACIFIC RAILWAY LTD	8.59
CANADIAN TIRE CORP -CL A	10.33
CANWEST GLOBAL COM -NVTG	18.70
CHAI NA TA CORP	-5.61
CHUM LTD -CL B	7.79
CINRAM INTERNATIONAL INC	11.72
CLEARLY CDN BEVERAGE CP	7.21
COGECO INC -SUB VTG	9.99
CONSOLIDATED MERCANTILE INC	14.12
CORBY (H.) DISTILLERY -CL A	31.16
COTT CORP QUE	9.70
DOVER INDUSTRIES LTD	7.10
ELECTROHOME LTD -CL Y	-4.53
EMPIRE CO LTD -CL A	18.08
FINNING INTERNATIONAL INC	11.93
FOUR SEASONS HOTELS -LTD VTG	0.74
FPI LTD	2.93
GENDIS INC -CL A	1.32
GLENTEL INC	15.90
GSW INC -CL B	7.57
HEROUX-DEVTEK INC	2.86
HUDSONS BAY CO	3.57
INTRAWEST CORP	7.48
JEAN COUTU GROUP	15.31
LEADING BRANDS INC	-14.32

Company Name	Average ROE 1993-2004
LEONS FURNITURE LTD	16.77
LINAMAR CORP	18.90
LOBLAW COS LTD	15.08
MAGNA INTERNATIONAL -CL A	15.82
MAPLE LEAF FOODS INC	8.12
MASONITE INTERNATIONAL CORP	12.36
MCGRAW-HILL RYERSON LTD	6.76
METRO INC -CL A	21.35
MOLSON INC -CL A	9.05
NEWFOUNDLAND CAP CORP -CL A	16.44
NORTH WEST CO FUND	12.45
NORTHSTAR AEROSPACE INC	-11.36
QUEBECOR INC -CL B	14.08
QUEBECOR WORLD INC -SUB VTG	8.69
REITMANS (CANADA) -CL A	12.18
ROTHMANS INC	43.17
RUSSEL METALS INC	5.18
SEARS CANADA INC	7.38
SENVEST CAP INC	15.42
SHAW COMMUNICATN INC -CL B	2.15
SNC-LAVALIN GROUP INC	14.36
SODISCO-HOWDEN GR LTD	-19.78
SUNOPTA INC	-2.51
THOMSON CORP	14.26
TOROMONT INDUSTRIES LTD	22.38
TORSTAR CORP -CL B	9.93
TRANSCONTINENTAL INC -CL A	10.72
TVA GROUP INC -CL B	10.26
VINCOR INTL INC	9.88
WAJAX LTD	4.27
WESTON (GEORGE) LTD	15.90
ZENON ENVIRONMENTAL INC	1.71

Company Name		Average ROE 1993-2004
	Average	9.55
	Std Dev	9.37
	+1 Std Dev	18.92
	-1 Std Dev	0.17

Deleted Companies

A&W REVENUE ROYALTIES INC FD
ABBEY WOODS DEVS LTD
ACE AVIATION HOLDINGS INC
ACS MEDIA INCOME FUND
ADS INC -CL A
ADVANCED FIBER TECH AFT INC
ADVANTEX MARKETING INTL INC
AG GROWTH INCOME FUND
AGRA INDUSTRIES LTD
AGRICORE UNITED
AIRBOSS OF AMERICA CORP
ALARMFORCE INDUSTRIES INC
ALIMENTN COUCHE-TARD -CL B
ALLIANCE ATLANTS COMM -CL B
ALTA GENETICS INC
ALTERNATIVE FUEL SYS 2004
AMISCO INDUSTRIES LTD
AQUA-PURE VENTURES INC
ARCTIC GLACIER INCOME FUND
ARDEN HOLDINGS INC
ASSOCIATED BRANDS INCOME FD

Company Name	Average ROE 1993-2004
ASTRAL MEDIA INC -CL A	
ATLAS COLD STORAGE INCOME TR	
ATS AUTOMATION TOOLING SYS	
AUTOMODULAR CORP	
AVCORP INDUSTRIES INC	
AVVA TECHNOLOGIES INC	
BADGER INCOME FUND	
BALLARD POWER SYSTEMS INC	
BEAMSCOPE CANADA INC	
BENNETT ENVIRONMENTAL INC	
BIRD CONSTRUCTION CO LTD	
BMTC GROUP INC -CL A	
BOSTON PIZZA ROYALTIES INCM	
BOYD GROUP INCOME FUND	
BRICK BREWING LTD	
BRIDGES TRANSITIONS INC	
BROMLEY MARR ECOS INC	
BUHLER INDUSTRIES INC	
BW TECHNOLOGIES LTD	
CABLE SATISFACTION INTL INC	
CALDWELL PTNRS INTL -CL A	
CAMCO INC	
CANADA 3000 INC	
CANADEX RESOURCES LTD	
CANADIAN AGRA FOODS INC	
CANADIAN BANK NOTE CO LTD	
CANADIAN CRUDE SEPARATORS IN	
CANADIAN SATELLITE COMMUN	
CANADREAM CORP	
CANBRAS COMMUNICATIONS CORP	
CANLAN ICE SPORTS CORP	
CANWEST MEDIA INC	

Company Name	Average ROE 1993-2004
CARA OPERATIONS LTD -CL A	
CARMANAH TECHNOLOGIES CORP	
CASSIDYS LTD	
CD PLUS.COM LTD	
CENTURY II HOLDINGS INC	
CERAMIC PROTECTION CORP	
CFM CORP	
CHAPTERS ONLINE INC	
CHURCHILL CORP	
CINEPLEX GALAXY INCOME FUND	
CIRCA ENTPS INC	
CLARKE INC	
CLEARWATER SEAFOODS INCM FD	
CLUBLINK CORP	
COGECO CABLE INC	
COMMAND POST & TRANSFER CORP	
COMMERCIAL SOLUTIONS INC	
CONNORS BROS INCOME FD	
CONSUMERS WATERHEATER INCOME	
CONTINENTAL HOME HLTHCR LTD	
CONTRANS CORP -CL A	
CONTRANS INCOME FD	
COOLBRANDS INTERNATIONAL INC	
CORUS ENTERTAINMENT INC	
COSSETTE COMMUNICATIONS GRP	
CP SHIPS LTD	
CPI PLASTICS GROUP LTD	
CRAIG MUSIC & ENTERTAINMENT	
CRS ROBOTICS CORP	
CTV INC	
DANIER LEATHER INC	
DATAMARK SYSTEMS GROUP INC	

Company Name	Average ROE 1993-2004
DECOMA INTL INC -CL A	
DECTRON INTERNATIONALE INC	
DENNINGHOUSE INC	
DIAMANT ART CORP	
DOMCO TARKETT INC	
DOMINION CITRUS LTD	
DOREL INDUSTRIES INC	
DYLEX LTD	
DYNETEK INDUSTRIES LTD	
EASYHOME LTD	
EIGER TECHNOLOGY INC	
ELECTROVAYA INC	
ELEPHANT & CASTLE GROUP INC	
ENVOY COMMUNICATIONS GRP INC	
EXCO TECHNOLOGIES LTD	
FAIRMONT HOTELS RESORTS INC	
FANTOM TECHNOLOGIES INC	
FIRSTSERVICE CORP -SVTG	
FLINT ENERGY SVCS LTD	
FOREMOST INDUSTRIES INCM FD	
FORZANI GROUP LTD -CL A	
FP NEWSPAPERS INCOME FUND	
FUEL CELL TECHNOLOGIES CORP	
FUTURE SHOP LTD	
GAMEHOST INCOME FUND	
GARDA WORLD SECURITY CORP	
GATEWAY CASINOS INCOME FUND	
GENERAL DONLEE INCOME FUND	
GESCO INDUSTRIES INC	
GILDAN ACTIVEWEAR INC	
GLENDALE INTERNATIONAL CORP	
GLOBAL RAILWAY INDS LTD	

Company Name	Average ROE 1993-2004
GLOBAL THERMOELECTRIC INC	
GOLDFARB CORP -CL A	
GOLF TOWN INCOME FUND	
GOODFELLOW INC	
GREAT CANADIAN GAMING CORP	
GREYVEST CAPITAL INC	
GROUPE LAPERRIERE&VER -CL A	
HALEY INDUSTRIES LTD	
HALLMARK TECHNOLOGIES INC	
HALTERM INCOME FUND	
HAMMOND MFG LTD -CL A	
HAMMOND POWER SOLUTIONS INC	
HART STORES INC	
HARTCO CORP	
HARTLAND PIPELINE SVCS LTD	
HAWKER SIDDELEY CANADA	
HIGH LINER FOODS INC	
HIP INTERACTIVE CORP	
HOCKEY CO HOLDINGS INC	
HOLLINGER CDN NEWSPAPERS LTD	
HUSKY INJECTION MOLDING SYS	
HY & ZELS INC	
HYDROGENICS CORP	
INDIGO BOOKS & MUSIC INC	
INSCAPE CORP	
INTERNATIONAL AQUA FOODS LTD	
INTERNATIONAL UNP HLDGS LTD	
INTIER AUTOMOTIVE INC	
INTL HI-TECH INDUSTRIES INC	
INTL THUNDERBIRD GAMING CORP	
INVENTRONICS LTD	
INVESPRINT CORP	

Company Name	Average ROE 1993-2004
IRWIN TOY LTD -NVTG	
ITI EDUCATION CORP	
JEWETT CAMERON TRADING LTD	
KCP INCOME FUND	
KEC ENVIRONMENTAL CORP	
LA SENZA CORP	
LAIDLAW INTERNATIONAL INC	
LASSONDE INDS INC -CL A	
LE CHATEAU -CL A	
LEROUX STEEL (ACIER) -CL B	
LIONS GATE ENTMT CORP	
LIQUIDATION WORLD INC	
LOGISTEC CORP -CL A	
LUXOR INDUSTRIAL CORP	
MAAX INC	
MACYRO GROUP INC	
MAD CATZ INTERACTIVE INC	
MAGNA ENTERTAINMENT CORP	
MAGNOTTA WINERY CORP	
MARKS WORK WEARHOUSE LTD	
MARSULEX INC	
MARTINREA INTL INC	
MAXXCOM INC	
MDC PARTNERS INC	
MEC HOLDINGS CDA INC	
MENU FOODS INCOME FUND	
MICROTEC ENTERPRISES INC	
MIKES RESTAURANTS INC	
MITCHELL (ROBERT) -CL B	
MOBILE CLIMATE CTL INDS INC	
MOFFAT COMMUNICATIONS	
MONARCH DEVELOPMENT CORP	

Company Name	Average ROE 1993-2004
MOSAIC GROUP INC	
MRRM INC	
MULLEN TRANSPORTATION INC	
NATIONAL CHALLENGE SYS INC	
NEWALTA INCOME FUND	
NOBLE CHINA INC	
NORWALL GROUP INC	
OCEANEX INCOME FD	
OFFSHORE SYSTEMS INTL LTD	
OPTIPRESS INC	
ORBUS PHARMA INC	
PACIFIC HARBOUR CAPITAL LTD	
PACIFIC INSIGHT ELECTRONICS	
PAULIN H & CO LTD	
PBB GLOBAL LOGISTICS INCOME	
PERKINS PAPERS LTD	
PFB CORP	
PLM GROUP LTD	
PRECISION ASSESSMENT TECH CP	
PREMIUM BRANDS INC	
PRIME RESTAURANTS ROYL INCM	
PRIMETECH ELECTRONICS INC	
PRINTERA CORP	
PRISZM CANADIAN INCOME FUND	
PROPRIETARY INDS INC	
PRT FORST REGENERATN INCM FD	
QSOUND LABS INC	
RAILPOWER TECHNOLOGIES CORP	
RAINMAKER INCOME FUND	
REKO INTERNATIONAL GROUP INC	
RICH MINERALS CORP	
RICHELIEU HARDWARE LTD	

Company Name	Average ROE 1993-2004
RIDLEY INC	
RITCHIE BROS AUCTIONEERS INC	
ROGERS COMMUNICATION -CL B	
RONA INC	
ROSEDALE DECORATIVE PROD LTD	
ROW ENTERTAINMENT INCM FUND	
ROYAL AVIATION INC	
ROYAL GROUP TECH LTD	
RYSTAR COMMUNICATIONS LTD	
SALTER STREET FILMS LTD	
SAPUTO INC	
SASKATCHEWAN WHT POOL	
SCHNEIDER CORP -CL A	
SCI INCOME TRUST	
SCOTTS RESTAURANTS	
SECOND CUP LTD	
SEPPS GOURMET FOODS LTD	
SEVENWAY CAPITAL CORP	
SHERMAG INC	
SHIRMAX FASHIONS LTD	
SHOPPERS DRUG MART CORP	
SINTRA LTD	
SKYJACK INC	
SLEEMAN BREWERIES LTD	
SMK SPEEDY INTERNATIONAL INC	
SOBEYS INC	
SONG CORP	
SPAR AEROSPACE LTD	
SPECTRA GROUP GREAT RESTS	
SPECTRA PREMIUM INDS INC	
SPORTSCENE RESTAURANTS INC	
STACKPOLE LTD	

Company Name	Average ROE 1993-2004
STRONGCO INC	
SUN GRO HORTICULTURE INCM FD	
SUN-RYPE PRODUCTS LTD	
SUPERIOR PLUS INCOME FD	
SWISS WTR DECAFFEINATED COFF	
T EATON CO LTD	
T S C SHANNOCK CORP -CL A	
TAIGA FOREST PRODUCTS LTD	
TANBRIDGE CORP	
TECSYN INTERNATIONAL INC	
TEKNION CORP	
TELESCENE FILM GROUP -CL B	
TESMA INTERNATNAL INC -CL A	
THYSSENKRUPP BUDD CDA INC	
TIR SYSTEMS LTD	
TRANSAT A T INC	
TRANSFORCE INC	
TRANSFORCE INCOME FUND	
TRAVELBYUS.COM LTD	
TREE ISLAND WIRE INCOME FUND	
TRI-WHITE CORP	
TRIMAC CORP	
TRIMIN CAPITAL CORP	
TRITECH PRECISION INC	
TROJAN TECHNOLOGIES INC	
TURBO GENSET INC	
UE WATERHEATER INCOME FUND	
UNI SELECT INC	
UNIBROUE INC	
UNICAN SECURITY SYS -CL B	
VAN HOUTTE INC	
VECTOR AEROSPACE CORP	

Company Name	Average ROE 1993-2004
VELAN INC -SVTG	
VERSACOLD INCOME FUND	
VHQ ENTERTAINMENT INC	
VICEROY HOMES LTD	
VIDEOTRN (LE GRPE) LTD	
VITRAN CORP INC	
WESCAM INC	
WESCAST INDUSTRIES -CL A	
WEST 49 INC	
WESTAIM CORP	
WESTBURNE INC	
WESTJET AIRLINES LTD	
WESTPORT INNOVATIONS INC	
WESTSHORE TERMS INCOME FD	
WFI INDUSTRIES LTD	
WIC WESTERN INTL COMM -CL B	
WITTKE INC	
WORLDPLUS VENTURES LTD	
YBM MAGNEX INTERNATIONAL INC	
YELLOW PAGES INCOME FUND	
AADCO AUTOMOTIVE INC	
ADB SYSTEMS INTL LTD	
AECON GROUP INC	
AFTON FOOD GROUP LTD	
ALGO GROUP INC -CL A	
ALLIED HOTEL PPTYS INC	
ARMTEC INFRASTRUCTRE INCM FD	
ASIA MEDIA GROUP CORP	
ATLANTIS SYSTEMS CORP	
BATTERY TECHNOLOGIES INC	
BESTAR INC	
BFI CANADA INCOME FUND	

Company Name	Average ROE 1993-2004
BRANDSELITE INTL CORP	
BRICK GROUP INCOME FUND	
CANADIAN AIRLINES CORP	
CDI EDUCATION CORP	
CONCERT INDUSTRIES LTD	
CROSSOFF INC -CL A	
DEVINE ENTERTAINMENT CORP	
DION ENTMT CORP	
DYNAMOTIVE ENERGY SYS CORP	
EAGLE PRECISION TECH INC	
FRESHXTEND TECHNOLOGIES CORP	
GARNET POINT RESOURCES CORP	
GRILLI PROPERTY GROUP INC	
GROUPE BOCENOR INC	
GROUPE LES AILES D LA MODE	
HARDWOODS DISTR INCOME FD	
HEADLINE MEDIA GROUP INC	
HOLLINGER INC	
HUMPTY DUMPTY SNACK FOODS	
HYATT FINANCIAL LTD	
IMAX CORP	
IMPERIAL GINSENG PRODS LTD	
INTERGOLD LTD	
INTERNATIONAL BARRIER TECH I	
KEG ROYALTIES INCOME FD	
MAGELLAN AEROSPACE	
MAINFRAME ENTERTAINMENT INC	
MEGA BLOKS INC	
MOVIE DISTRIBUTION INCOME FD	
NATIONAL CONSTRUCTION	
NEPTUNE TECH & BIORESSOURCES	
NEXUS GROUP INTL INC	

Company Name	Average ROE 1993-2004
NORTHWEST SPORTS ENTERPRISES	
OSPREY MEDIA INCOME FUND	
PEACE ARCH ENTMT GROUP INC	
PELORUS ENERGY CORP	
PERSONA INC	
PET VALU CANADA INC	
PIH PAC INTL HARDWOODS INC	
POWER PLUS CORP	
PRADA HOLDINGS LTD	
PRIMA DEVELOPMENTS LTD	
PRIVA INC	
Q/MEDIA SERVICES CORP	
RICHTREE INC	
ROGERS SUGAR INCOME FUND	
SACO SMARTVISION INC	
SCAFFOLD CONNECTION CORP	
SHEP TECHNOLOGIES INC	
SLEEP COUNTRY CDA INCOME FD	
STANTEC INC	
STRATEGIC VALUE CORP	
SUN ENTERTAINMENT HOLDING CP	
THRILLTIME ENTMT INTL INC	
TRAILMOBILE CDA LTD	
VENTRA GROUP INC	
VOXCOM INC	
WHITE ROSE CRFTS&NRSY	
ZTEST ELECTRONICS INC	

Company Name	Ticker Symbol	GICS Economic Sector	Common Equity-Total[Y03]	Passed Dividend Screen	Size Constraint CEQ > $50	Market Data for 61 months	Average ROE 1993-2004
ALGOMA CENTRAL CORP	ALC.	20	250.752	1	1	1	13.31
ANDRES WINES LTD	ADW.NV.A	30	81.308	1	1	1	11.14
BOMBARDIER INC -CL B	BBD.SV.B	20	2,715.00	1	1	1	10.47
CAE INC	CAE.	20	918.8	1	1	1	8.94
CANADA BREAD LTD	CBY	30	437.427	1	1	1	10.62
CANADIAN NATIONAL RAILWAY CO	CNR.	20	6,480.00	1	1	1	5.33
CANADIAN PACIFIC RAILWAY LTD	CP.	20	3,675.20	1	1	1	8.59
CANADIAN TIRE CORP -CL A	CTR.NV	25	2,033.30	1	1	1	10.33
CHUM LTD -CL B	CHM.NV.B	25	389.24	1	1	1	7.79
CINRAM INTERNATIONAL INC	CRW.	25	498.21	1	1	1	11.72
COGECO INC -SUB VTG	CGO.SV	25	350.016	1	1	1	9.99
CORBY (H.) DISTILLERY -CL A	CDL.A.	30	99.827	1	1	1	31.16
DOVER INDUSTRIES LTD	DVI.	30	57.202	1	1	1	7.10
EMPIRE CO LTD -CL A	EMP.NV.A	30	1,566.00	1	1	1	18.08
FINNING INTERNATIONAL INC	FTT	20	958.581	1	1	1	11.93
FOUR SEASONS HOTELS -LTD VTG	FSH.SV	25	765.507	1	1	1	0.74
FPI LTD	FPL.	30	185.25	1	1	1	2.93
GSW INC -CL B	GSW.SV.B	25	67.591	1	1	1	7.57
HUDSONS BAY CO	HBC.	25	2,430.63	1	1	1	3.57
INTRAWEST CORP	ITW.	25	959.469	1	1	1	7.48
JEAN COUTU GROUP	PJC.SV.A	30	1,165.83	1	1	1	15.31
LEONS FURNITURE LTD	LNF	25	237.609	1	1	1	16.77
LINAMAR CORP	LNR.	25	627.111	1	1	1	18.90
LOBLAW COS LTD	L.	30	4,732.00	1	1	1	15.08
MAGNA INTERNATIONAL -CL A	MG.SV.A	25	6,013.18	1	1	1	15.82
MAPLE LEAF FOODS INC	MFI.	30	743.187	1	1	1	8.12
MCGRAW-HILL RYERSON LTD	MHR.	25	64.218	1	1	1	6.76
METRO INC -CL A	MRU.SV.A	30	751.9	1	1	1	21.35
MOLSON INC -CL A	MOL.A	30	1,219.40	1	1	1	9.05
NORTH WEST CO FUND	NWF.U	25	229.597	1	1	1	12.45
QUEBECOR WORLD INC -SUB VTG	IQW.SV	20	2,645.08	1	1	1	8.69

43

Company Name	Ticker Symbol	GICS Economic Sector	Common Equity-Total[Y03]	Passed Dividend Screen	Size Constraint CEQ > $50	Market Data for 61 months		Average ROE 1993-2004
REITMANS (CANADA) -CL A	RET.NV.A	25	276.402	1	1	1		12.18
ROTHMANS INC	ROC.	30	168.497	1	1	1		43.17
SEARS CANADA INC	SCC.	25	1,810.90	1	1	1		7.38
SENVEST CAP INC	SEC.	20	45.569	1	0	1		15.42
SHAW COMMUNICATN INC -CL B	SJR.NV.B	25	1,804.00	1	1	1		2.15
SNC-LAVALIN GROUP INC	SNC.	20	658.309	1	1	1		14.36
THOMSON CORP	TOC.	25	11,747.01	1	1	1		14.26
TOROMONT INDUSTRIES LTD	TIH	20	376.837	1	1	1		22.38
TORSTAR CORP -CL B	TS.NV.B	25	745.055	1	1	1		9.93
TRANSCONTINENTAL INC -CL A	TCL.SV.A	20	868.739	1	1	1		10.72
TVA GROUP INC -CL B	TVA.NV.B	25	242.153	1	1	1		10.26
WESTON (GEORGE) LTD	WN.	30	3,974.00	1	1	1		15.90
				43	42	43	Average	12.21
							Std Dev	7.47
Deleted Companies							+1 Std Dev	19.68
							-1 Std Dev	4.75
BIG ROCK BREWERY INCOME TR	BR.U							
CANWEST GLOBAL COM -NVTG	CGS.NV							
CHAI NA TA CORP	CC.							
CLEARLY CDN BEVERAGE CP	CLV.							
CONSOLIDATED MERCANTILE INC	CMC.							
COTT CORP QUE	BCB							
ELECTROHOME LTD -CL Y	ELL.NV.Y							
GENDIS INC -CL A	GDS							
GLENTEL INC	GLN.							
HEROUX-DEVTEK INC	HRX							
LEADING BRANDS INC	9008B							
MASONITE INTERNATIONAL CORP	MHM.							
NEWFOUNDLAND CAP CORP -CL A	NCC.SV.A							
NORTHSTAR AEROSPACE INC	NAS.							

Company Name	Ticker Symbol	GICS Economic Sector	Common Equity-Total[Y03]	Passed Dividend Screen	Size Constraint CEQ > $50	Market Data for 61 months	Average ROE 1993-2004
QUEBECOR INC -CL B	QBR.SV.B						
RUSSEL METALS INC	RUS.						
SODISCO-HOWDEN GR LTD	SOD						
SUNOPTA INC	SOY						
VINCOR INTL INC	VN						
WAJAX LTD	WJX						
ZENON ENVIRONMENTAL INC	ZEN.						

Company Name	Ticker Symbol	GICS Economic Sector	Size Constraint CEQ > $50	Market Data for 61 months	Trading Volume	Traded Volume Screen	Beta	Average ROE 1993-2004
ALGOMA CENTRAL CORP	ALC.	20	1	1	0.233	1	-0.11	13.31
ANDRES WINES LTD	ADW.NV.A	30	1	1	0.435	1	0.176	11.14
BOMBARDIER INC -CL B	BBD.SV.B	20	1	1	1863.067	1	1.405	10.47
CAE INC	CAE.	20	1	1	329.926	1	1.341	8.94
CANADA BREAD LTD	CBY	30	1	1	3.619	1	0.105	10.62
CANADIAN NATIONAL RAILWAY CO	CNR.	20	1	1	169.91	1	0.324	5.33
CANADIAN PACIFIC RAILWAY LTD	CP.	20	1	1	149.936	1	0.319	8.59
CANADIAN TIRE CORP -CL A	CTR.NV	25	1	1	51.576	1	0.241	10.33
CHUM LTD -CL B	CHM.NV.B	25	1	1	4.948	1	0.219	7.79
CINRAM INTERNATIONAL INC	CRW.	25	1	1	95.006	1	1.134	11.72
COGECO INC -SUB VTG	CGO.SV	25	1	1	4.465	1	1.582	9.99
CORBY (H.) DISTILLERY -CL A	CDL.A.	30	1	1	0.695	1	0.039	31.16
DOVER INDUSTRIES LTD	DVI.	30	1	1	0.244	1	-0.017	7.10
EMPIRE CO LTD -CL A	EMP.NV.A	30	1	1	8.461	1	0.255	18.08
FINNING INTERNATIONAL INC	FTT	20	1	1	43.347	1	0.141	11.93
FOUR SEASONS HOTELS -LTD VTG	FSH.SV	25	1	1	9.933	1	1.091	0.74
FPI LTD	FPL.	30	1	1	2.529	1	0.374	2.93
GSW INC -CL B	GSW.SV.B	25	1	1	0.253	1	0.129	7.57
HUDSONS BAY CO	HBC.	25	1	1	114.522	1	0.291	3.57
INTRAWEST CORP	ITW.	25	1	1	28.466	1	0.563	7.48
JEAN COUTU GROUP	PJC.SV.A	30	1	1	37.138	1	-0.149	15.31
LEONS FURNITURE LTD	LNF	25	1	1	3.45	1	0.199	16.77
LINAMAR CORP	LNR.	25	1	1	20.654	1	0.29	18.90
LOBLAW COS LTD	L.	30	1	1	52.005	1	-0.133	15.08
MAGNA INTERNATIONAL -CL A	MG.SV.A	25	1	1	53.31	1	0.332	15.82
MAPLE LEAF FOODS INC	MFI.	30	1	1	19.034	1	0.194	8.12
MCGRAW-HILL RYERSON LTD	MHR.	25	1	1	0.1	0	-0.006	6.76
METRO INC -CL A	MRU.SV.A	30	1	1	36.257	1	0.299	21.35
MOLSON INC -CL A	MOL.A	30	1	1	100.074	1	-0.076	9.05
NORTH WEST CO FUND	NWF.U	25	1	1	7.259	1	0.008	12.45
QUEBECOR WORLD INC -SUB VTG	IQW.SV	20	1	1	137.087	1	0.221	8.69

42

Company Name	Ticker Symbol	GICS Economic Sector	Size Constraint CEQ > $50	Market Data for 61 months	Trading Volume	Traded Volume Screen	Beta		Average ROE 1993-2004
REITMANS (CANADA) -CL A	RET.NV.A	25	1	1	5.067	1	-0.105		12.18
ROTHMANS INC	ROC.	30	1	1	18.091	1	-0.263		43.17
SEARS CANADA INC	SCC.	25	1	1	29.691	1	1.004		7.38
SHAW COMMUNICATN INC -CL B	SJR.NV.B	25	1	1	142.212	1	0.887		2.15
SNC-LAVALIN GROUP INC	SNC.	20	1	1	22.373	1	0.045		14.36
THOMSON CORP	TOC.	25	1	1	99.555	1	0.516		14.26
TOROMONT INDUSTRIES LTD	TIH	20	1	1	17.776	1	0.274		22.38
TORSTAR CORP -CL B	TS.NV.B	25	1	1	29.119	1	0.282		9.93
TRANSCONTINENTAL INC -CL A	TCL.SV.A	20	1	1	31.85	1	0.298		10.72
TVA GROUP INC -CL B	TVA.NV.B	25	1	1	7.797	1	1.235		10.26
WESTON (GEORGE) LTD	WN.	30	1	1	18.982	1	-0.097		15.90
									42 Cos.
			42	42		41		Average	12.14
Deleted Companies								Std Dev	7.54
SENVEST CAP INC	SEC.							+1 Std Dev	19.68
								-1 Std Dev	4.60

Company Name
ALGOMA CENTRAL CORP
ANDRES WINES LTD
BOMBARDIER INC -CL B
CAE INC
CANADA BREAD LTD
CANADIAN NATIONAL RAILWAY CO
CANADIAN PACIFIC RAILWAY LTD
CANADIAN TIRE CORP -CL A
CHUM LTD -CL B
CINRAM INTERNATIONAL INC
COGECO INC -SUB VTG
CORBY (H.) DISTILLERY -CL A
DOVER INDUSTRIES LTD
EMPIRE CO LTD -CL A
FINNING INTERNATIONAL INC
FOUR SEASONS HOTELS -LTD VTG
FPI LTD
GSW INC -CL B
HUDSONS BAY CO
INTRAWEST CORP
JEAN COUTU GROUP
LEONS FURNITURE LTD
LINAMAR CORP
LOBLAW COS LTD
MAGNA INTERNATIONAL -CL A
MAPLE LEAF FOODS INC
MCGRAW-HILL RYERSON LTD
METRO INC -CL A
MOLSON INC -CL A
NORTH WEST CO FUND
QUEBECOR WORLD INC -SUB VTG

Company Name	
REITMANS (CANADA) -CL A	
ROTHMANS INC	
SEARS CANADA INC	
SHAW COMMUNICATN INC -CL B	
SNC-LAVALIN GROUP INC	
THOMSON CORP	
TOROMONT INDUSTRIES LTD	
TORSTAR CORP -CL B	
TRANSCONTINENTAL INC -CL A	
TVA GROUP INC -CL B	
WESTON (GEORGE) LTD	
	41 Cos
	12.27
Deleted Companies	7.59
SENVEST CAP INC	19.86
	4.68

30

Company Name	Ticker Symbol	GICS Economic Sector	Trading Volume	Traded Volume Screen	Beta	ROE Screen
ALGOMA CENTRAL CORP	ALC.	20	0.233	1	-0.11	keep
ANDRES WINES LTD	ADW.NV.A	30	0.435	1	0.176	keep
CANADA BREAD LTD	CBY	30	3.619	1	0.105	keep
CANADIAN TIRE CORP -CL A	CTR.NV	25	51.576	1	0.241	keep
CHUM LTD -CL B	CHM.NV.B	25	4.948	1	0.219	keep
DOVER INDUSTRIES LTD	DVI.	30	0.244	1	-0.017	keep
EMPIRE CO LTD -CL A	EMP.NV.A	30	8.461	1	0.255	keep
FINNING INTERNATIONAL INC	FTT	20	43.347	1	0.141	keep
GSW INC -CL B	GSW.SV.B	25	0.253	1	0.129	keep
INTRAWEST CORP	ITW.	25	28.466	1	0.563	keep
JEAN COUTU GROUP	PJC.SV.A	30	37.138	1	-0.149	keep
LEONS FURNITURE LTD	LNF	25	3.45	1	0.199	keep
LINAMAR CORP	LNR.	25	20.654	1	0.29	keep
LOBLAW COS LTD	L.	30	52.005	1	-0.133	keep
MAGNA INTERNATIONAL -CL A	MG.SV.A	25	53.31	1	0.332	keep
MAPLE LEAF FOODS INC	MFI.	30	19.034	1	0.194	keep
METRO INC -CL A	MRU.SV.A	30	36.257	1	0.299	keep
QUEBECOR WORLD INC -SUB VTG	IQW.SV	20	137.087	1	0.221	keep
REITMANS (CANADA) -CL A	RET.NV.A	25	5.067	1	-0.105	keep
THOMSON CORP	TOC.	25	99.555	1	0.516	keep
TORSTAR CORP -CL B	TS.NV.B	25	29.119	1	0.282	keep
TRANSCONTINENTAL INC -CL A	TCL.SV.A	20	31.85	1	0.298	keep
WESTON (GEORGE) LTD	WN.	30	18.982	1	-0.097	keep
CORBY (H.) DISTILLERY -CL A	CDL.A.	30	0.695	1	0.039	too high
ROTHMANS INC	ROC.	30	18.091	1	-0.263	too high
TOROMONT INDUSTRIES LTD	TIH	20	17.776	1	0.274	too high
CANADIAN NATIONAL RAILWAY CO	CNR.	20	169.91	1	0.324	too low
FPI LTD	FPL.	30	2.529	1	0.374	too low
HUDSONS BAY CO	HBC.	25	114.522	1	0.291	too low
SHAW COMMUNICATN INC -CL B	SJR.NV.B	25	142.212	1	0.887	too low
				30	0.1925	Average

Company Name	Ticker Symbol	GICS Economic Sector	Trading Volume	Traded Volume Screen	Beta	ROE Screen	
Deleted Companies							Std Dev
COGECO INC -SUB VTG	CGO.SV						+1 Std Dev
BOMBARDIER INC -CL B	BBD.SV.B						-1 Std Dev

Company Name	Average ROE 1993-2004
ALGOMA CENTRAL CORP	13.31
ANDRES WINES LTD	11.14
CANADA BREAD LTD	10.62
CANADIAN TIRE CORP -CL A	10.33
CHUM LTD -CL B	7.79
DOVER INDUSTRIES LTD	7.10
EMPIRE CO LTD -CL A	18.08
FINNING INTERNATIONAL INC	11.93
GSW INC -CL B	7.57
INTRAWEST CORP	7.48
JEAN COUTU GROUP	15.31
LEONS FURNITURE LTD	16.77
LINAMAR CORP	18.90
LOBLAW COS LTD	15.08
MAGNA INTERNATIONAL -CL A	15.82
MAPLE LEAF FOODS INC	8.12
METRO INC -CL A	21.35
QUEBECOR WORLD INC -SUB VTG	8.69
REITMANS (CANADA) -CL A	12.18
THOMSON CORP	14.26
TORSTAR CORP -CL B	9.93
TRANSCONTINENTAL INC -CL A	10.72
WESTON (GEORGE) LTD	15.90
CORBY (H.) DISTILLERY -CL A	31.16
ROTHMANS INC	43.17
TOROMONT INDUSTRIES LTD	22.38
CANADIAN NATIONAL RAILWAY CO	5.33
FPI LTD	2.93
HUDSONS BAY CO	3.57
SHAW COMMUNICATN INC -CL B	2.15
	13.30

Company Name	Average ROE 1993-2004
Deleted Companies	8.43
COGECO INC -SUB VTG	21.73
BOMBARDIER INC -CL B	4.87

Company Name	Ticker Symbol	GICS Economic Sector	ROE Screen	CBS Rating	S&P Rating if available	DBRS
ALGOMA CENTRAL CORP	ALC.	20	keep	Average	-	
ANDRES WINES LTD	ADW.NV.A	30	keep	Higher Risk	-	
CANADA BREAD LTD	CBY	30	keep	Conservative	na	
CANADIAN TIRE CORP -CL A	CTR.NV	25	keep	Very Conservative	BBB+	
CHUM LTD -CL B	CHM.NV.B	25	keep	na	na	BB(high) DBRS
DOVER INDUSTRIES LTD	DVI.	30	keep	na	na	no info on DBRS
EMPIRE CO LTD -CL A	EMP.NV.A	30	keep	Very Conservative	BBB-	
FINNING INTERNATIONAL INC	FTT	20	keep	Conservative	BBB+	
GSW INC -CL B	GSW.SV.B	25	keep	na	na	no info on DBRS
INTRAWEST CORP	ITW.	25	keep	Conservative	BB-	
JEAN COUTU GROUP	PJC.SV.A	30	keep	Very Conservative	B	
LEONS FURNITURE LTD	LNF	25	keep	Average	na	
LINAMAR CORP	LNR.	25	keep	Average	-	
LOBLAW COS LTD	L.	30	keep	Very Conservative	A	
MAGNA INTERNATIONAL -CL A	MG.SV.A	25	keep	Conservative	A	
MAPLE LEAF FOODS INC	MFI.	30	keep	Very Conservative	na	
METRO INC -CL A	MRU.SV.A	30	keep	Very Conservative	A	
QUEBECOR WORLD INC -SUB VTG	IQW.SV	20	keep	Very Conservative	BBB-	
REITMANS (CANADA) -CL A	RET.NV.A	25	keep	Average	na	
THOMSON CORP	TOC.	25	keep	Very Conservative	A-	
TORSTAR CORP -CL B	TS.NV.B	25	keep	Very Conservative	na	
TRANSCONTINENTAL INC -CL A	TCL.SV.A	20	keep	Very Conservative	BBB	
WESTON (GEORGE) LTD	WN.	30	keep	Very Conservative	A-	

Deleted Companies

CORBY (H.) DISTILLERY -CL A	CDL.A.
ROTHMANS INC	ROC.
TOROMONT INDUSTRIES LTD	TIH
CANADIAN NATIONAL RAILWAY CO	CNR.
FPI LTD	FPL.
HUDSONS BAY CO	HBC.

Company Name	Ticker Symbol	GICS Economic Sector	ROE Screen	CBS Rating	S&P Rating if available	DBRS
SHAW COMMUNICATN INC -CL B	SJR.NV.B					

Company Name		Average ROE 1993-2004
ALGOMA CENTRAL CORP		13.31
ANDRES WINES LTD		11.14
CANADA BREAD LTD		10.62
CANADIAN TIRE CORP -CL A		10.33
CHUM LTD -CL B		7.79
DOVER INDUSTRIES LTD		7.10
EMPIRE CO LTD -CL A		18.08
FINNING INTERNATIONAL INC		11.93
GSW INC -CL B		7.57
INTRAWEST CORP		7.48
JEAN COUTU GROUP		15.31
LEONS FURNITURE LTD		16.77
LINAMAR CORP		18.90
LOBLAW COS LTD		15.08
MAGNA INTERNATIONAL -CL A		15.82
MAPLE LEAF FOODS INC		8.12
METRO INC -CL A		21.35
QUEBECOR WORLD INC -SUB VTG		8.69
REITMANS (CANADA) -CL A		12.18
THOMSON CORP		14.26
TORSTAR CORP -CL B		9.93
TRANSCONTINENTAL INC -CL A		10.72
WESTON (GEORGE) LTD		15.90
	Average	12.54
Deleted Companies	Std Dev	4.07
CORBY (H.) DISTILLERY -CL A	+1 Std Dev	16.61
ROTHMANS INC	-1 Std Dev	8.47
TOROMONT INDUSTRIES LTD		
CANADIAN NATIONAL RAILWAY CO		
FPI LTD		
HUDSONS BAY CO		

Company Name	Average ROE 1993-2004
SHAW COMMUNICATN INC -CL B	

Company Name	Ticker Symbol	GICS Economic Sector	CBS Rating	S&P Rating if available	DBRS Where available	1993-2003 ROE
ALGOMA CENTRAL CORP	ALC.	20	Average	-		13.69
CANADA BREAD LTD	CBY	30	Conservative	na		10.29
CANADIAN TIRE CORP -CL A	CTR.NV	25	Very Conservative	BBB+	A(low)	10.04
EMPIRE CO LTD -CL A	EMP.NV.A	30	Very Conservative	BBB-	BBB	18.08
FINNING INTERNATIONAL INC	FTT	20	Conservative	BBB+	BBB(high)	12.10
LEONS FURNITURE LTD	LNF	25	Average	na		16.58
LINAMAR CORP	LNR.	25	Average	-		19.34
LOBLAW COS LTD	L.	30	Very Conservative	A	A(high)	14.71
MAGNA INTERNATIONAL -CL A	MG.SV.A	25	Conservative	A	A	16.05
MAPLE LEAF FOODS INC	MFI.	30	Very Conservative	na		7.68
METRO INC -CL A	MRU.SV.A	30	Very Conservative	A		21.38
QUEBECOR WORLD INC -SUB VTG	IQW.SV	20	Very Conservative	BBB-	BBB(low)	9.03
REITMANS (CANADA) -CL A	RET.NV.A	25	Average	na		11.28
THOMSON CORP	TOC.	25	Very Conservative	A-	A(low)	14.62
TORSTAR CORP -CL B	TS.NV.B	25	Very Conservative	na	BBB(high)	9.50
TRANSCONTINENTAL INC -CL A	TCL.SV.A	20	Very Conservative	BBB	BBB(high)	10.43
WESTON (GEORGE) LTD	WN.	30	Very Conservative	A-	A(low)	16.41
Average			Conservative	BBB+	A(low)	13.60
Median			Very Conservative	BBB+	A(low)/BBB(high)	13.69
		25				
Deleted Companies		30				
		25				
CHUM LTD -CL B	CHM.NV.B	30				
DOVER INDUSTRIES LTD	DVI.	25				
GSW INC -CL B	GSW.SV.B	30				

Company Name		Average 1993-2004
ALGOMA CENTRAL CORP		13.31
CANADA BREAD LTD		10.62
CANADIAN TIRE CORP -CL A		10.33
EMPIRE CO LTD -CL A		17.46
FINNING INTERNATIONAL INC		11.93
LEONS FURNITURE LTD		16.77
LINAMAR CORP		18.90
LOBLAW COS LTD		15.08
MAGNA INTERNATIONAL -CL A		15.82
MAPLE LEAF FOODS INC		8.12
METRO INC -CL A		21.35
QUEBECOR WORLD INC -SUB VTG		8.69
REITMANS (CANADA) -CL A		12.18
THOMSON CORP		14.26
TORSTAR CORP -CL B		9.93
TRANSCONTINENTAL INC -CL A		10.72
WESTON (GEORGE) LTD		15.90
Average	Average	13.61
Median	Std Dev	3.76
	+1 Std Dev	17.37
	-1 Std Dev	9.85

Deleted Companies

CHUM LTD -CL B
DOVER INDUSTRIES LTD
GSW INC -CL B

Company Name	Ticker Symbol	Foster ROE Calculation[Y93]	Foster ROE Calculation[Y94]	Foster ROE Calculation[Y95]	Foster ROE Calculation[Y96]	Foster ROE Calculation[Y97]	Foster ROE Calculation[Y98]	Foster ROE Calculation[Y99]	Foster ROE Calculation[Y00]
ALGOMA CENTRAL CORP	ALC.	11.0	19.0	13.3	12.3	52.7	8.5	3.8	1.1
ANDRES WINES LTD	ADW.NV.A	9.0	10.0	12.3	13.8	13.1	10.3	18.7	6.2
CANADA BREAD CO LTD	CBY	15.6	14.5	12.6	12.8	14.2	1.3	2.7	7.4
CANADIAN NATIONAL RAILWAY CO	CNR.	-3.2	9.7	-43.7	6.1	13.9	2.8	12.6	14.4
CANADIAN TIRE CORP -CL A	CTR.NV	6.9	0.5	10.2	10.4	11.4	13.0	11.2	10.6
CHUM LTD -CL B	CHM.NV.B	8.7	4.7	5.5	5.5	8.5	11.4	8.1	11.4
CORBY (H.) DISTILLERY -CL A	CDL.A.	23.6	30.8	28.0	22.3	20.9	29.3	46.5	37.0
DOVER INDUSTRIES LTD	DVI.	12.0	12.1	10.5	7.0	3.8	8.0	5.5	3.0
EMPIRE CO LTD -CL A	EMP.NV.A	12.3	9.4	3.9	11.9	17.9	21.7	13.3	69.1
FINNING INTERNATIONAL INC	FTT	6.5	14.9	16.3	16.0	16.2	0.5	8.7	10.5
FPI LTD	FPL.	-11.0	10.0	-2.3	4.2	5.4	5.4	6.2	7.6
GSW INC -CL B	GSW.SV.B	8.2	11.0	-1.9	2.4	2.9	1.0	15.9	1.2
HUDSON'S BAY CO	HBC.	10.1	8.9	1.9	2.0	-5.1	2.1	4.4	5.5
INTRAWEST CORP	ITW.	8.1	6.2	4.3	6.7	6.9	7.1	7.1	10.0
JEAN COUTU GROUP	PJC.SV.A	10.1	17.0	15.2	16.2	15.3	15.5	15.7	14.9
LEON'S FURNITURE LTD	LNF	16.4	15.3	14.0	13.4	15.1	16.7	21.1	19.3
LINAMAR CORP	LNR.	20.5	27.7	22.3	29.0	36.9	21.9	14.7	15.7
LOBLAW COMPANIES LTD	L.	9.6	12.4	13.3	14.2	15.3	12.8	13.7	15.7
MAGNA INTERNATIONAL -CL A	MG.SV.A	19.6	21.7	21.8	15.8	21.6	12.3	12.0	15.9
MAPLE LEAF FOODS INC	MFI.	7.3	7.5	-6.7	14.8	14.7	-6.3	17.9	8.0
METRO INC -CL A	MRU.SV.A	13.0	16.2	22.6	22.8	24.7	20.5	20.8	22.8
QUEBECOR WORLD INC -SUB VTG	IQW.SV	13.7	13.3	11.8	11.4	11.1	12.0	3.9	13.3
REITMANS (CANADA) -CL A	RET.NV.A	11.1	9.0	6.2	0.8	8.9	9.4	30.1	10.2
ROTHMANS INC	ROC.	40.1	45.2	39.7	40.2	37.2	38.4	41.7	38.6
SHAW COMMUNICATN INC -CL B	SJR.NV.B	11.5	10.2	6.2	11.8	2.9	-0.1	1.9	5.5
THOMSON CORP	TOC.	10.0	14.6	22.4	14.2	12.9	34.7	8.0	17.9
TOROMONT INDUSTRIES LTD	TIH	20.7	30.6	27.1	24.3	47.5	22.5	16.6	15.4
TORSTAR CORP -CL B	TS.NV.B	-1.7	7.9	6.7	11.3	38.4	-0.7	12.8	5.4
TRANSCONTINENTAL INC -CL A	TCL.SV.A	9.3	8.1	9.3	0.8	10.6	11.2	11.4	13.7
WESTON (GEORGE) LTD	WN.	4.5	8.7	12.9	15.1	14.5	37.3	14.0	17.4

Company Name	Ticker Symbol	Foster ROE Calculation[Y93]	Foster ROE Calculation[Y94]	Foster ROE Calculation[Y95]	Foster ROE Calculation[Y96]	Foster ROE Calculation[Y97]	Foster ROE Calculation[Y98]	Foster ROE Calculation[Y99]	Foster ROE Calculation[Y00]

Company Name	Foster ROE Calculation[Y01]	Foster ROE Calculation[Y02]	Foster ROE Calculation[Y03]	Foster ROE Calculation[Y04]	Average ROE 1993-2003	
ALGOMA CENTRAL CORP	14.8	9.3	4.7	9.2	13.7	keep
ANDRES WINES LTD	7.9	9.8	12.4	@NA	11.2	keep
CANADA BREAD CO LTD	8.6	13.9	9.6	14.3	10.3	keep
CANADIAN NATIONAL RAILWAY CO	12.5	8.9	11.2	18.8	4.1	too low
CANADIAN TIRE CORP -CL A	11.5	11.9	12.8	13.6	10.0	keep
CHUM LTD -CL B	7.1	5.5	7.8	9.1	7.7	keep
CORBY (H.) DISTILLERY -CL A	43.8	31.5	30.5	29.6	31.3	too high
DOVER INDUSTRIES LTD	9.8	2.6	5.2	5.7	7.2	keep
EMPIRE CO LTD -CL A	16.4	11.4	11.6	10.7	18.1	keep
FINNING INTERNATIONAL INC	14.1	15.5	14.0	10.1	12.1	keep
FPI LTD	-0.5	7.0	0.9	2.4	3.0	too low
GSW INC -CL B	-3.7	10.1	19.0	24.7	6.0	keep
HUDSON'S BAY CO	3.0	4.5	2.9	2.6	3.7	too low
INTRAWEST CORP	11.4	9.4	4.6	8.0	7.4	keep
JEAN COUTU GROUP	15.7	16.6	16.2	@NA	15.3	keep
LEON'S FURNITURE LTD	17.3	17.1	16.5	18.9	16.6	keep
LINAMAR CORP	7.8	9.7	6.5	14.0	19.3	keep
LOBLAW COMPANIES LTD	16.8	18.9	19.1	19.1	14.7	keep
MAGNA INTERNATIONAL -CL A	14.7	11.8	9.5	13.3	16.0	keep
MAPLE LEAF FOODS INC	10.3	12.2	4.8	13.0	7.7	keep
METRO INC -CL A	24.1	23.9	23.8	21.0	21.4	keep
QUEBECOR WORLD INC -SUB VTG	0.0	11.7	-2.8	4.9	9.0	keep
REITMANS (CANADA) -CL A	12.6	10.5	15.4	22.0	11.3	keep
ROTHMANS INC	40.1	45.2	60.4	51.4	42.4	too high
SHAW COMMUNICATN INC -CL B	-8.4	-14.1	-4.5	2.8	2.1	too low
THOMSON CORP	10.2	7.3	8.8	10.3	14.6	keep
TOROMONT INDUSTRIES LTD	16.4	12.7	16.9	17.8	22.8	too high
TORSTAR CORP -CL B	-14.6	21.3	17.8	14.6	9.5	keep
TRANSCONTINENTAL INC -CL A	4.0	18.9	17.5	13.9	10.4	keep
WESTON (GEORGE) LTD	18.5	18.3	19.4	10.2	16.4	keep
				Average	13.2	

Company Name	Foster ROE Calculation[Y01]	Foster ROE Calculation[Y02]	Foster ROE Calculation[Y03]	Foster ROE Calculation[Y04]	Average ROE 1993-2003
				stdev	8.5
				+1	21.7
				-1	4.7

Company Name	Ticker Symbol	Div per Share-Exdate Mnthly[Jan93]	Div per Share-Exdate Mnthly[Feb93]	Div per Share-Exdate Mnthly[Mar93]	Div per Share-Exdate Mnthly[Apr93]	Div per Share-Exdate Mnthly[May93]	Div per Share-Exdate Mnthly[Jun93]	Div per Share-Exdate Mnthly[Jul93]	Div per Share-Exdate Mnthly[Aug93]	Div per Share-Exdate Mnthly[Sep93]
ALGOMA CENTRAL CORP	ALC.	0	0	0	0	0	0	0	0	0
ANDRES WINES LTD	ADW.NV.A	0	0	0.149	0	0	0.149	0	0	2.45
BIG ROCK BREWERY INCOME T	BR.U	0	0	0	0	0	0	0	0	0
BOMBARDIER INC -CL B	BBD.SV.B	0.007	0	0	0	0.007	0	0.007	0	0
CAE INC	CAE.	0	0	0.02	0	0	0.02	0	0	0.02
CANADA BREAD LTD	CBY	0	0	0.06	0	0	0.06	0	0	0.06
CANADIAN NATIONAL RAILWAY	CNR.	@NA	@NA	@NA	@NA	@NA	@NA	@NA	@NA	@NA
CANADIAN PACIFIC RAILWAY LT	CP.	0	0	0.08	0	0	0.08	0	0	0.08
CANADIAN TIRE CORP -CL A	CTR.NV	0.1	0	0	0.1	0	0	0.1	0	0
CANWEST GLOBAL COM -NVTG	CGS.NV	0	0	0	0.015	0	0	0	0	0
CHAI NA TA CORP	CC.	0	0	0	0	0	0	0	0	0
CHUM LTD -CL B	CHM.NV.B	0	0.01	0	0	0.01	0	0	0.055	0
CINRAM INTERNATIONAL INC	CRW.	0	0	0.013	0	0	0.015	0	0	0.015
CLEARLY CDN BEVERAGE CP	CLV.	0	0	0	0	0	0	0	0	0
COGECO INC -SUB VTG	CGO.SV	0.02	0	0	0.02	0	0	0.02	0	0
CONSOLIDATED MERCANTILE II	CMC.	0	0	0	0	0	0	0	0	0
CORBY (H.) DISTILLERY -CL A	CDL.A.	0.28	0	0	0.28	0	0	0.28	0	0
COTT CORP QUE	BCB	0	0.01	0	0	0.01	0	0	0.02	0
DOVER INDUSTRIES LTD	DVI.	0	0.14	0	0	0.14	0	0	0.14	0
ELECTROHOME LTD -CL Y	ELL.NV.Y	0	0	0	0	0	0	0	0	0
EMPIRE CO LTD -CL A	EMP.NV.A	0.025	0	0	0.025	0	0	0.025	0	0
FINNING INTERNATIONAL INC	FTT	0	0	0.015	0	0.015	0	0	0.015	0
FOUR SEASONS HOTELS -LTD \	FSH.SV	0	0	0	0	0	0.055	0	0	0
FPI LTD	FPL.	0	0	0	0	0	0	0	0	0
GENDIS INC -CL A	GDS	0	0	0.135	0	0	0.135	0	0	0.135
GLENTEL INC	GLN.	0	0	0	0	0	0	0	0	0
GSW INC -CL B	GSW.SV.B	0	0	0	0	0	0	0	0.2	0
HEROUX-DEVTEK INC	HRX	0	0	0	0	0	0	0	0	0
HUDSONS BAY CO	HBC.	0.2	0	0	0.2	0	0	0.2	0	0
INTRAWEST CORP	ITW.	0	0	0	0	0	0.08	0	0	0
JEAN COUTU GROUP	PJC.SV.A	0	0.007	0	0.007	0	0	0	0.007	0

Company Name	Ticker Symbol	Div per Share-Exdate Mnthly[Jan93]	Div per Share-Exdate Mnthly[Feb93]	Div per Share-Exdate Mnthly[Mar93]	Div per Share-Exdate Mnthly[Apr93]	Div per Share-Exdate Mnthly[May93]	Div per Share-Exdate Mnthly[Jun93]	Div per Share-Exdate Mnthly[Jul93]	Div per Share-Exdate Mnthly[Aug93]	Div per Share-Exdate Mnthly[Sep93]
LEADING BRANDS INC	9008B	0	0	0	0	0	0	0	0	0
LEONS FURNITURE LTD	LNF	0	0	0	0	0	0.075	0	0	0
LINAMAR CORP	LNR.	0	0	0	0	0	0	0	0	0
LOBLAW COS LTD	L.	0	0	0.02	0	0	0.02	0	0	0.02
MAGNA INTERNATIONAL -CL A	MG.SV.A	0	0	0.15	0	0	0.15	0	0	0.15
MAPLE LEAF FOODS INC	MFI.	0	0	0.044	0	0	0.044	0	0	0.044
MASONITE INTERNATIONAL CO	MHM.	0	0	0	0	0	0	0	0	0
MCGRAW-HILL RYERSON LTD	MHR.	0.15	0	0	0.15	0	0	0.15	0	0
METRO INC -CL A	MRU.SV.A	0	0	0	0	0	0	0	0	0
MOLSON INC -CL A	MOL.A	0	0.09	0	0	0.09	0	0	0.09	0
NEWFOUNDLAND CAP CORP -(	NCC.SV.A	0	0	0	0	0	0	0	0	0
NORTH WEST CO FUND	NWF.U	0	0	0	0.09	0	0.09	0	0	0.09
NORTHSTAR AEROSPACE INC	NAS.	0	0	0.07	0	0.07	0	0	0.07	0
QUEBECOR INC -CL B	QBR.SV.B	0	0	0	0	0.1	0	0	0	0
QUEBECOR WORLD INC -SUB \	IQW.SV	0	0	0	0	0.059	0	0	0	0
REITMANS (CANADA) -CL A	RET.NV.A	0.032	0	0	0.032	0	0	0.032	0	0
ROTHMANS INC	ROC.	0	0	0.167	0	0.167	0	0	0.167	0
RUSSEL METALS INC	RUS.	0	0	0	0	0	0	0	0	0
SEARS CANADA INC	SCC.	0	0.06	0	0	0.06	0	0	0.06	0
SENVEST CAP INC	SEC.	0	0	0	0	0	0	0	0.07	0
SHAW COMMUNICATN INC -CL	SJR.NV.B	0	0	0	0.015	0	0	0	0	0
SNC-LAVALIN GROUP INC	SNC.	0	0.01	0	0	0.017	0	0	0.017	0
SODISCO-HOWDEN GR LTD	SOD	0	0	0	0	0	0	0	0	0
SUNOPTA INC	SOY	0	0	0	0	0	0	0	0	0
THOMSON CORP	TOC.	0	0.143	0	0	0.144	0	0	0.146	0
TOROMONT INDUSTRIES LTD	TIH	0	0	0.007	0	0	0.008	0	0	0.008
TORSTAR CORP -CL B	TS.NV.B	0	0	0.105	0	0	0.105	0	0	0.105
TRANSCONTINENTAL INC -CL A	TCL.SV.A	0	0	0	0.013	0	0	0.013	0	0
TVA GROUP INC -CL B	TVA.NV.B	0	0	0	0	0	0	0	0	0
VINCOR INTL INC	VN	0	0	0.125	0	0	0	0	0	0
WAJAX LTD	WJX	0	0	0	0	0	0	0	0	0

Company Name	Ticker Symbol	Div per Share-Exdate Mnthly[Jan93]	Div per Share-Exdate Mnthly[Feb93]	Div per Share-Exdate Mnthly[Mar93]	Div per Share-Exdate Mnthly[Apr93]	Div per Share-Exdate Mnthly[May93]	Div per Share-Exdate Mnthly[Jun93]	Div per Share-Exdate Mnthly[Jul93]	Div per Share-Exdate Mnthly[Aug93]	Div per Share-Exdate Mnthly[Sep93]
WESTON (GEORGE) LTD	WN.	0	0	0.058	0	0	0.058	0	0	0.058
ZENON ENVIRONMENTAL INC	ZEN.	0	0	0	0	0	0	0	0	0

Company Name	Div per Share-Exdate Mnthly[Oct 93]	Div per Share-Exdate Mnthly[Nov93]	Div per Share-Exdate Mnthly[Dec93]	Div per Share-Exdate Mnthly[Jan94]	Div per Share-Exdate Mnthly[Feb94]	Div per Share-Exdate Mnthly[Mar94]	Div per Share-Exdate Mnthly[Apr 94]	Div per Share-Exdate Mnthly[May94]	Div per Share-Exdate Mnthly[Jun94]	Div per Share-Exdate Mnthly[Jul 94]
ALGOMA CENTRAL CORP	0	0	0	0	0	0	0	0	0	0
ANDRES WINES LTD	0	0	0.149	0	0	0.149	0	0	0.149	0
BIG ROCK BREWERY INCOME T	0	0	0	0	0	0	0	0	0	0
BOMBARDIER INC -CL B	0.007	0	0	0.007	0	0	0	0.01	0	0.01
CAE INC	0	0	0.02	0	0	0.02	0	0	0.02	0
CANADA BREAD LTD	0	0	0.06	0	0	0.06	0	0	0.06	0
CANADIAN NATIONAL RAILWAY	@NA	@NA	@NA	@NA	@NA	@NA	@NA	@NA	@NA	@NA
CANADIAN PACIFIC RAILWAY LT	0	0	0.08	0	0	0.08	0	0	0.08	0
CANADIAN TIRE CORP -CL A	0.1	0	0	0.1	0	0	0.1	0	0	0.1
CANWEST GLOBAL COM -NVTG	0.029	0	0	0	0	0.022	0	0	0	0
CHAI NA TA CORP	0	0	0	0	0	0	0	0	0	0
CHUM LTD -CL B	0	0.01	0	0	0.01	0	0	0.01	0	0
CINRAM INTERNATIONAL INC	0	0	0.015	0	0	0.015	0	0	0.015	0
CLEARLY CDN BEVERAGE CP	0	0	0	0	0	0	0	0	0	0
COGECO INC -SUB VTG	0	0.025	0	0.025	0	0	0.025	0	0	0.025
CONSOLIDATED MERCANTILE II	0	0	0	0	0	0	0	0	0	0
CORBY (H.) DISTILLERY -CL A	0.28	0	0	0.28	16.5	0	0.28	0	0	0.28
COTT CORP QUE	0	0.02	0	0	0.02	0	0	0.02	0	0
DOVER INDUSTRIES LTD	0	0.14	0	0	0.14	0	0	0.14	0	0
ELECTROHOME LTD -CL Y	0	0.055	0	0	0	0	0	0	0.055	0
EMPIRE CO LTD -CL A	0.025	0	0	0.025	0	0	0.025	0	0	0.025
FINNING INTERNATIONAL INC	0	0.045	0	0	0	0.025	0	0.025	0	0
FOUR SEASONS HOTELS -LTD \	0	0	0.055	0	0	0	0	0	0.055	0
FPI LTD	0	0	0	0	0	0	0	0	0	0
GENDIS INC -CL A	0	0	0.135	0	0	0.135	0	0	0.135	0
GLENTEL INC	0	0	0	0	3	0	0	0	0	0
GSW INC -CL B	0	0	0	0	0	0	0	6.2	0	0
HEROUX-DEVTEK INC	0	0	0	0	0	0	0	0	0	0
HUDSONS BAY CO	0.2	0	0.2	0	0	0	0.23	0	0	0.23
INTRAWEST CORP	0	0	0.08	0	0	0	0	0	0.08	0
JEAN COUTU GROUP	0	0.007	0	0	0.007	0	0	0.007	0	0

Company Name	Div per Share-Exdate Mnthly[Oct 93]	Div per Share-Exdate Mnthly[Nov93]	Div per Share-Exdate Mnthly[Dec93]	Div per Share-Exdate Mnthly[Jan94]	Div per Share-Exdate Mnthly[Feb94]	Div per Share-Exdate Mnthly[Mar94]	Div per Share-Exdate Mnthly[Apr 94]	Div per Share-Exdate Mnthly[May94]	Div per Share-Exdate Mnthly[Jun94]	Div per Share-Exdate Mnthly[Jul 94]
LEADING BRANDS INC	0	0	0	0	0	0	0	0	0	0
LEONS FURNITURE LTD	0	0	0.08	0	0	0	0	0	0.05	0
LINAMAR CORP	0	0	0	0	0	0	0	0	0	0
LOBLAW COS LTD	0	0	0.02	0	0	0.02	0	0	0.02	0
MAGNA INTERNATIONAL -CL A	0	0	0.2	0	0	0.2	0	0	0.26	0
MAPLE LEAF FOODS INC	0	0	0.044	0	0	0.044	0	0	0.044	0
MASONITE INTERNATIONAL CO	0	0	0	0	0	0	0	0	0	0
MCGRAW-HILL RYERSON LTD	0.15	0	0	0.15	0	0	0.05	0	0	0.05
METRO INC -CL A	0	0	0	0	0	0	0	0	0	0
MOLSON INC -CL A	0	0	0.09	0	0.09	0	0	0.09	0	0
NEWFOUNDLAND CAP CORP -(	0	0	0	0	0	0	0	0	0	0
NORTH WEST CO FUND	0	0	0.09	0	0	0.1	0	0	0.1	0
NORTHSTAR AEROSPACE INC	0	0.035	0	0	0	0.035	0	0.035	0	0
QUEBECOR INC -CL B	0	0.1	0	0	0	0	0	0.11	0	0
QUEBECOR WORLD INC -SUB \	0	0.073	0	0	0	0	0	0.09	0	0
REITMANS (CANADA) -CL A	0.032	0	0	0.032	0	0	0.032	0	0	0.032
ROTHMANS INC	0	0.167	0	0	3.167	0	0	0.167	0	0
RUSSEL METALS INC	0	0	0	0	0	0	0	0	0	0
SEARS CANADA INC	0	0.06	0	0	0.06	0	0	0.06	0	0
SENVEST CAP INC	0	0	0	0	0	0	0	0	0	0.1
SHAW COMMUNICATN INC -CL	0.015	0	0	0	0	0	0.018	0	0	0
SNC-LAVALIN GROUP INC	0	0.017	0	0.017	0	0	0	0.023	0	0
SODISCO-HOWDEN GR LTD	0	0	0	0	0	0	0	0	0	0
SUNOPTA INC	0	0	0	0	0	0	0	0	0	0
THOMSON CORP	0	0.146	0	0	0.152	0	0	0.156	0	0
TOROMONT INDUSTRIES LTD	0	0	0.008	0	0	0.01	0	0	0.01	0
TORSTAR CORP -CL B	0	0	0.105	0	0	0.105	0	0	0.105	0
TRANSCONTINENTAL INC -CL A	0.013	0	0	0.015	0	0	0.015	0	0	0.015
TVA GROUP INC -CL B	0	0	0	0	0	0	0	0	0	0
VINCOR INTL INC	0	0	0	0	0	0	0	0	0	0
WAJAX LTD	0	0	0	0	0	0	0	0	0	0

Company Name	Div per Share-Exdate Mnthly[Oct 93]	Div per Share-Exdate Mnthly[Nov93]	Div per Share-Exdate Mnthly[Dec93]	Div per Share-Exdate Mnthly[Jan94]	Div per Share-Exdate Mnthly[Feb94]	Div per Share-Exdate Mnthly[Mar94]	Div per Share-Exdate Mnthly[Apr 94]	Div per Share-Exdate Mnthly[May94]	Div per Share-Exdate Mnthly[Jun94]	Div per Share-Exdate Mnthly[Jul 94]
WESTON (GEORGE) LTD	0	0	0.058	0	0	0.058	0	0	0.058	0
ZENON ENVIRONMENTAL INC	0	0	0	0	0	0	0	0	0	0

Company Name	Div per Share-Exdate Mnthly[Aug94]	Div per Share-Exdate Mnthly[Sep94]	Div per Share-Exdate Mnthly[Oct94]	Div per Share-Exdate Mnthly[Nov94]	Div per Share-Exdate Mnthly[Dec94]	Div per Share-Exdate Mnthly[Jan95]	Div per Share-Exdate Mnthly[Feb95]	Div per Share-Exdate Mnthly[Mar95]	Div per Share-Exdate Mnthly[Apr95]	Div per Share-Exdate Mnthly[May95]
ALGOMA CENTRAL CORP	0	0	0	0	0	0	0	0	0	0.2
ANDRES WINES LTD	0	0.149	0	0	0.149	0	0	0.149	0	0
BIG ROCK BREWERY INCOME T	0	0	0	0	0	0	0	0	0	0
BOMBARDIER INC -CL B	0	0	0.01	0	0	0.01	0	0	0	0.013
CAE INC	0	0.02	0	0	0.02	0	0	0.02	0	0
CANADA BREAD LTD	0	0.06	0	0	0.06	0	0	0.06	0	0
CANADIAN NATIONAL RAILWAY	@NA	@NA	@NA	@NA	@NA	@NA	@NA	@NA	@NA	@NA
CANADIAN PACIFIC RAILWAY LT	0	0.08	0	0	0.08	0	0	0.08	0	0
CANADIAN TIRE CORP -CL A	0	0	0.1	0	0	0.1	0	0	0.1	0
CANWEST GLOBAL COM -NVTG	0	0.022	0	0	0	0	0	0.029	0	0
CHAI NA TA CORP	0	0	0	0	0	0	0	0	0	0
CHUM LTD -CL B	0.055	0	0	0.01	0	0	0.01	0	0	0.01
CINRAM INTERNATIONAL INC	0	0.015	0	0	0.015	0	0	0.015	0	0
CLEARLY CDN BEVERAGE CP	0	0	0	0	0	0	0	0	0	0
COGECO INC -SUB VTG	0	0	0.025	0	0	0.03	0	0	0.03	0
CONSOLIDATED MERCANTILE II	0	0	0	0	0	0	0	0	0	0
CORBY (H.) DISTILLERY -CL A	0	0	0.28	0	0	0.31	0	0	0.31	0
COTT CORP QUE	0.025	0	0	0.025	0	0	0.025	0	0	0.025
DOVER INDUSTRIES LTD	0.15	0	0	0.15	0	0	0.15	0	0	0.15
ELECTROHOME LTD -CL Y	0	0	0	0.055	0	0	0.055	0	0	0.055
EMPIRE CO LTD -CL A	0	0	0.025	0	0	0.025	0	0	0.025	0
FINNING INTERNATIONAL INC	0.04	0	0	0.04	0	0	0.05	0	0	0.05
FOUR SEASONS HOTELS -LTD \	0	0	0	0	0.055	0	0	0	0	0
FPI LTD	0	0	0	0	0	0	0	0	0	0
GENDIS INC -CL A	0	0.135	0	0	0.135	0	0	0.135	0	0
GLENTEL INC	0	0	0	0	0	0	0	1.25	0	0
GSW INC -CL B	0	0	0	0	0	0	0	0	0	0
HEROUX-DEVTEK INC	0	0	0	0	0	0	0	0	0	0
HUDSONS BAY CO	0	0	0.23	0	0	0.23	0	0	0.23	0
INTRAWEST CORP	0	0	0	0	0.08	0	0	0	0	0
JEAN COUTU GROUP	0.007	0	0	0.007	0	0	0.007	0	0	0.007

Company Name	Div per Share-Exdate Mnthly[Aug94]	Div per Share-Exdate Mnthly[Sep94]	Div per Share-Exdate Mnthly[Oct94]	Div per Share-Exdate Mnthly[Nov94]	Div per Share-Exdate Mnthly[Dec94]	Div per Share-Exdate Mnthly[Jan95]	Div per Share-Exdate Mnthly[Feb95]	Div per Share-Exdate Mnthly[Mar95]	Div per Share-Exdate Mnthly[Apr95]	Div per Share-Exdate Mnthly[May95]
LEADING BRANDS INC	0	0	0	0	0	0	0	0	0	0
LEONS FURNITURE LTD	0	0.05	0	0	0.05	0	0	0.05	0	0
LINAMAR CORP	0	0	0	0	0	0.023	0	0	0	0.023
LOBLAW COS LTD	0	0.023	0	0	0.023	0	0	0.023	0	0
MAGNA INTERNATIONAL -CL A	0	0.27	0	0	0.27	0	0	0.27	0	0
MAPLE LEAF FOODS INC	0	0.044	0	0	0.044	0	0	0.044	0	0
MASONITE INTERNATIONAL CO	0	0	0	0	0	0	0	0	0	0
MCGRAW-HILL RYERSON LTD	0	0	0.05	0	0	0	0.05	0	0.05	0
METRO INC -CL A	0	0	0	0	0	0	0.01	0	0	0.01
MOLSON INC -CL A	0.09	0	0	0	0.09	0	0.09	0	0	0.09
NEWFOUNDLAND CAP CORP -(	0	0	0	0	0	0	0	0	0	0
NORTH WEST CO FUND	0	0.1	0	0	0.1	0	0	0.1	0	0
NORTHSTAR AEROSPACE INC	0.035	0	0	0.035	0	0	0	0	0	0
QUEBECOR INC -CL B	0	0	0	0.13	0	0	0	0	0	0.15
QUEBECOR WORLD INC -SUB \	0	0	0	0.088	0	0	0	0	0	0.101
REITMANS (CANADA) -CL A	0	0	0.032	0	0	0.032	0	0	0.032	0
ROTHMANS INC	0.167	0	0	0.167	0	0	0	0.167	0	1.5
RUSSEL METALS INC	0	0	0	0	0	0	0	0	0	0
SEARS CANADA INC	0.06	0	0	0.06	0	0	0.06	0	0	0.06
SENVEST CAP INC	0	0	0	0	0	0	0	0	0	0
SHAW COMMUNICATN INC -CL	0	0	0.018	0	0	0	0	0	0.018	0
SNC-LAVALIN GROUP INC	0.023	0	0	0.03	0	0	0	0.03	0	0.033
SODISCO-HOWDEN GR LTD	0	0	0	0	0	0	0	0	0	0
SUNOPTA INC	0	0	0	0	0	0	0	0	0	0
THOMSON CORP	0.156	0	0	0.17	0	0	0.175	0	0	0.17
TOROMONT INDUSTRIES LTD	0	0.01	0	0	0.01	0	0	0.016	0	0
TORSTAR CORP -CL B	0	0.105	0	0	0.105	0	0	0.105	0	0
TRANSCONTINENTAL INC -CL A	0	0	0.015	0	0.015	0	0	0.015	0	0
TVA GROUP INC -CL B	0	0	0	0	0	0	0	0	0	0
VINCOR INTL INC	0	0	0	0	0	0	0	0	0	0
WAJAX LTD	0	0	0	0	0	0	0	0	0	0

Company Name	Div per Share-Exdate Mnthly[Aug94]	Div per Share-Exdate Mnthly[Sep94]	Div per Share-Exdate Mnthly[Oct94]	Div per Share-Exdate Mnthly[Nov94]	Div per Share-Exdate Mnthly[Dec94]	Div per Share-Exdate Mnthly[Jan95]	Div per Share-Exdate Mnthly[Feb95]	Div per Share-Exdate Mnthly[Mar95]	Div per Share-Exdate Mnthly[Apr95]	Div per Share-Exdate Mnthly[May95]
WESTON (GEORGE) LTD	0	0.058	0	0	0.058	0	0	0.058	0	0
ZENON ENVIRONMENTAL INC	0	0	0	0	0	0	0	0	0	0

Company Name	Div per Share-Exdate Mnthly[Jun95]	Div per Share-Exdate Mnthly[Jul95]	Div per Share-Exdate Mnthly[Aug95]	Div per Share-Exdate Mnthly[Sep95]	Div per Share-Exdate Mnthly[Oct95]	Div per Share-Exdate Mnthly[Nov95]	Div per Share-Exdate Mnthly[Dec95]	Div per Share-Exdate Mnthly[Jan96]	Div per Share-Exdate Mnthly[Feb96]	Div per Share-Exdate Mnthly[Mar96]
ALGOMA CENTRAL CORP	0	0	0.2	0	0	0.2	0	0	0.2	0
ANDRES WINES LTD	0.149	0	0	0.149	0	0	0.149	0	0	0.149
BIG ROCK BREWERY INCOME T	0	0	0	0	0	0	0	0	0	0
BOMBARDIER INC -CL B	0	0.013	0	0	0.013	0	0	0.013	0	0
CAE INC	0.02	0	0	0.02	0	0	0.02	0	0	0.02
CANADA BREAD LTD	0.06	0	0	0.06	0	0	0.06	0	0	0.06
CANADIAN NATIONAL RAILWAY	@NA	@NA	@NA	@NA	@NA	0	0	0	0	0.067
CANADIAN PACIFIC RAILWAY LT	0.08	0	0	0.08	0	0	0.12	0	0	0.12
CANADIAN TIRE CORP -CL A	0	0.1	0	0	0.1	0	0	0.1	0	0
CANWEST GLOBAL COM -NVTG	0	0	0	0.044	0	0	0	0	0	0.044
CHAI NA TA CORP	0	0	0	0	0	0	0	0	0	0
CHUM LTD -CL B	0	0	0.055	0	0	0.01	0	0	0.01	0
CINRAM INTERNATIONAL INC	0.02	0	0	0.02	0	0	0.02	0	0	0.02
CLEARLY CDN BEVERAGE CP	0	0	0	0	0	0	0	0	0	0
COGECO INC -SUB VTG	0	0.03	0	0	0	0.03	0	0.03	0	0
CONSOLIDATED MERCANTILE II	0	0	0	0	0	0	0	0	0	0
CORBY (H.) DISTILLERY -CL A	0	0.31	0	0	0.31	0	0	0.31	0	0
COTT CORP QUE	0	0	0.025	0	0	0.025	0	0	0.025	0
DOVER INDUSTRIES LTD	0	0	0.15	0	0	0.15	0	0	0.15	0
ELECTROHOME LTD -CL Y	0	0	0.055	0	0	0.055	0	0	0.055	0
EMPIRE CO LTD -CL A	0	0.025	0	0	0.027	0	0	0.027	0	0
FINNING INTERNATIONAL INC	0	0	0.05	0	0	0.05	0	0	0	0.05
FOUR SEASONS HOTELS -LTD \	0.055	0	0	0	0	0	0.055	0	0	0
FPI LTD	0	0	0	0	0	0	0	0	0	0
GENDIS INC -CL A	0.135	0	0	0.135	0	0	0.135	0	0	0.135
GLENTEL INC	0	0	0	0	0	0	0	0	0	0
GSW INC -CL B	0	0	0.2	0	0	0	0	0	0	0
HEROUX-DEVTEK INC	0	0	0	0	0	0	0	0	0	0
HUDSONS BAY CO	0	0.23	0	0	0.23	0	0	0.23	0	0
INTRAWEST CORP	0.08	0	0	0	0	0	0	0.08	0	0
JEAN COUTU GROUP	0	0	0.007	0	0	0.007	0	0	0.007	0

Company Name	Div per Share-Exdate Mnthly[Jun95]	Div per Share-Exdate Mnthly[Jul95]	Div per Share-Exdate Mnthly[Aug95]	Div per Share-Exdate Mnthly[Sep95]	Div per Share-Exdate Mnthly[Oct95]	Div per Share-Exdate Mnthly[Nov95]	Div per Share-Exdate Mnthly[Dec95]	Div per Share-Exdate Mnthly[Jan96]	Div per Share-Exdate Mnthly[Feb96]	Div per Share-Exdate Mnthly[Mar96]
LEADING BRANDS INC	0	0	0	0	0	0	0	0	0	0
LEONS FURNITURE LTD	0.05	0	0	0.05	0	0	0.05	0	0	0.55
LINAMAR CORP	0	0	0.023	0	0	0.023	0	0	0.027	0
LOBLAW COS LTD	0.027	0	0	0.027	0	0	0.03	0	0	0.03
MAGNA INTERNATIONAL -CL A	0.27	0	0	0.27	0	0	0.27	0	0	0.27
MAPLE LEAF FOODS INC	0.04	0	0	0.04	0	0	0.04	0	0	0.04
MASONITE INTERNATIONAL CO	0	0	0	0	0	0	0	0	0	0
MCGRAW-HILL RYERSON LTD	0	0.05	0	0	0.05	0	0	0	0.05	0
METRO INC -CL A	0	0	0.01	0	0	0.01	0	0	0.015	0
MOLSON INC -CL A	0	0	0.09	0	0	0	0.09	0	0.09	0
NEWFOUNDLAND CAP CORP -(	0	0	0	0	0	0	0	0	0	0
NORTH WEST CO FUND	0.1	0	0	0.1	0	0	0.1	0	0	0
NORTHSTAR AEROSPACE INC	0	0	0	0	0	0	0	0	0	0
QUEBECOR INC -CL B	0	0	0	0	0	0.18	0	0	0	0
QUEBECOR WORLD INC -SUB \	0	0	0	0	0	0.114	0	0	0	0
REITMANS (CANADA) -CL A	0	0.032	0	0	0.032	0	0	0.032	0	0
ROTHMANS INC	0	0	0.25	0	0	0.25	0	0	0	0.25
RUSSEL METALS INC	0	0	0	0	0	0	0	0	0	0
SEARS CANADA INC	0	0	0.06	0	0	0.06	0	0	0.06	0
SENVEST CAP INC	0	0	0.12	0	0	0	0	0	0	0
SHAW COMMUNICATN INC -CL	0	0	0	0	0.018	0	0	0	0	0
SNC-LAVALIN GROUP INC	0	0	0.033	0	0	0.033	0	0	0	0.037
SODISCO-HOWDEN GR LTD	0	0	0	0	0	0	0	0	0	0
SUNOPTA INC	0	0	0	0	0	0	0	0	0	0
THOMSON CORP	0	0	0.17	0	0	0.186	0	0	0.189	0
TOROMONT INDUSTRIES LTD	0.016	0	0	0.016	0	0	0.016	0	0	0.019
TORSTAR CORP -CL B	0.105	0	0	0.105	0	0	0.105	0	0	0.105
TRANSCONTINENTAL INC -CL A	0	0.015	0	0	0.015	0	0	0.015	0	0
TVA GROUP INC -CL B	0	0	0	0	0	0	0	0	0	0
VINCOR INTL INC	0	0	0	0	0	0	0	0	0	0
WAJAX LTD	0	0	0	0	0	0	0	0	0	0

Company Name	Div per Share-Exdate Mnthly[Jun95]	Div per Share-Exdate Mnthly[Jul95]	Div per Share-Exdate Mnthly[Aug95]	Div per Share-Exdate Mnthly[Sep95]	Div per Share-Exdate Mnthly[Oct95]	Div per Share-Exdate Mnthly[Nov95]	Div per Share-Exdate Mnthly[Dec95]	Div per Share-Exdate Mnthly[Jan96]	Div per Share-Exdate Mnthly[Feb96]	Div per Share-Exdate Mnthly[Mar96]
WESTON (GEORGE) LTD	0.058	0	0	0.058	0	0	0.067	0	0	0.073
ZENON ENVIRONMENTAL INC	0	0	0	0	0	0	0	0	0	0

Company Name	Div per Share-Exdate Mnthly[Apr 96]	Div per Share-Exdate Mnthly[May96]	Div per Share-Exdate Mnthly[Jun96]	Div per Share-Exdate Mnthly[Jul 96]	Div per Share-Exdate Mnthly[Aug96]	Div per Share-Exdate Mnthly[Sep96]	Div per Share-Exdate Mnthly[Oct 96]	Div per Share-Exdate Mnthly[Nov96]	Div per Share-Exdate Mnthly[Dec96]	Div per Share-Exdate Mnthly[Jan97]
ALGOMA CENTRAL CORP	0	0.2	0	0	0.2	0	0	0.2	0	0
ANDRES WINES LTD	0	0	0.149	0	0	0.149	0	0	0.149	0
BIG ROCK BREWERY INCOME T	0	0	0	0	0	0	0	0	0	0
BOMBARDIER INC -CL B	0	0.013	0	0.013	0	0	0.013	0	0	0.013
CAE INC	0	0	0.02	0	0	0.02	0	0	0.02	0
CANADA BREAD LTD	0	0	0.06	0	0	0.06	0	0	0.06	0
CANADIAN NATIONAL RAILWAY	0	0	0.067	0	0	0.067	0	0	0.067	0
CANADIAN PACIFIC RAILWAY LT	0	0	0.12	0	0	0.12	0	0	0.12	0
CANADIAN TIRE CORP -CL A	0.1	0	0	0.1	0	0	0.1	0	0	0.1
CANWEST GLOBAL COM -NVTG	0	0	0	0	0	0.067	0	0	0	0
CHAI NA TA CORP	0	0	0	0	0	0	0	0	0	0
CHUM LTD -CL B	0	0.01	0	0	0.055	0	0	0.01	0	0
CINRAM INTERNATIONAL INC	0	0	0.02	0	0	0.02	0	0	0.02	0
CLEARLY CDN BEVERAGE CP	0	0	0	0	0	0	0	0	0	0
COGECO INC -SUB VTG	0	0.03	0	0.03	0	0	0	0.04	0	0.04
CONSOLIDATED MERCANTILE II	0	0	0	0	0	0	0	0	0	0
CORBY (H.) DISTILLERY -CL A	0.31	0	0	0.31	0	0	0.31	0	0	0.31
COTT CORP QUE	0	0	0	0	0	0	0	0	0	0
DOVER INDUSTRIES LTD	0	0.15	0	0	0.15	0	0	0.15	0	0
ELECTROHOME LTD -CL Y	0	0.055	0	0	0.055	0	0	0.055	0	0
EMPIRE CO LTD -CL A	0.027	0	0	0.027	0	0	0.027	0	0	0.027
FINNING INTERNATIONAL INC	0	0.05	0	0.05	0	0	0.05	0	0	0
FOUR SEASONS HOTELS -LTD \	0	0	0.055	0	0	0	0	0	0.055	0
FPI LTD	0	0	0	0	0	0	0	0	0	0
GENDIS INC -CL A	0	0	0.06	0	0	0.06	0	0	0.06	0
GLENTEL INC	0	0	0	0	0	0	0	0	0	0
GSW INC -CL B	0	0	0	0	0.2	0	0	0	0	0
HEROUX-DEVTEK INC	0	0	0	0	0	0	0	0	0	0
HUDSONS BAY CO	0.18	0	0	0.18	0	0	0.18	0	0	0.18
INTRAWEST CORP	0	0	0	0.08	0	0	0	0	0	0.08
JEAN COUTU GROUP	0	0.007	0	0	0.007	0	0	0.007	0	0

Company Name	Div per Share-Exdate Mnthly[Apr 96]	Div per Share-Exdate Mnthly[May96]	Div per Share-Exdate Mnthly[Jun96]	Div per Share-Exdate Mnthly[Jul 96]	Div per Share-Exdate Mnthly[Aug96]	Div per Share-Exdate Mnthly[Sep96]	Div per Share-Exdate Mnthly[Oct 96]	Div per Share-Exdate Mnthly[Nov96]	Div per Share-Exdate Mnthly[Dec96]	Div per Share-Exdate Mnthly[Jan97]
LEADING BRANDS INC	0	0	0	0	0	0	0	0	0	0
LEONS FURNITURE LTD	0	0	0.05	0	0	0.05	0	0	0.05	0
LINAMAR CORP	0	0.027	0	0	0.027	0	0	0.027	0	0
LOBLAW COS LTD	0	0	0.03	0	0	0.03	0	0	0.03	0
MAGNA INTERNATIONAL -CL A	0	0	0.27	0	0	0.27	0	0	0.27	0
MAPLE LEAF FOODS INC	0	0	0.04	0	0	0.04	0	0	0.04	0
MASONITE INTERNATIONAL CO	0	0	0	0	0	0	0	0	0	0
MCGRAW-HILL RYERSON LTD	0.05	0	0	0	0.05	0	0.05	0	0	0.05
METRO INC -CL A	0	0.015	0	0	0.015	0	0	0.015	0	0
MOLSON INC -CL A	0	0.09	0	0	0	0.09	0	0	0.09	0
NEWFOUNDLAND CAP CORP -(	0	0	0	0	0	0	0	0	0	0
NORTH WEST CO FUND	0.1	0	0.1	0	0	0.1	0	0	0.1	0
NORTHSTAR AEROSPACE INC	0	0	0	0	0	0	0	0	0	0
QUEBECOR INC -CL B	0	0.2	0	0	0	0	0	0.2	0	0
QUEBECOR WORLD INC -SUB \	0	0.137	0	0	0	0	0	0.133	0	0
REITMANS (CANADA) -CL A	0.032	0	0	0.032	0	0	0.032	0	0	0.032
ROTHMANS INC	0	0.25	0	0	0.25	0	0	0.25	0	0
RUSSEL METALS INC	0	0	0	0	0	0	0	0	0	0
SEARS CANADA INC	0	0.06	0	0	0.06	0	0	0.06	0	0
SENVEST CAP INC	0	0	0	0	0.15	0	0	0	0	0
SHAW COMMUNICATN INC -CL	0.018	0	0	0	0	0	0.018	0	0	0
SNC-LAVALIN GROUP INC	0	0.037	0	0	0.04	0	0	0.04	0	0
SODISCO-HOWDEN GR LTD	0	0	0	0	0	0	0	0	0	0
SUNOPTA INC	0	0	0	0	0	0	0	0	0	0
THOMSON CORP	0	0.188	0	0	0.189	0	0	0.194	0	0
TOROMONT INDUSTRIES LTD	0	0	0.019	0	0	0.019	0	0	0.019	0
TORSTAR CORP -CL B	0	0	0.115	0	0	0.115	0	0	0.115	0
TRANSCONTINENTAL INC -CL A	0.015	0	0	0.015	0	0	0.015	0	0	0.015
TVA GROUP INC -CL B	0	0	0	0	0	0	0	0	0	0
VINCOR INTL INC	0	0	0	0	0	0	0	0	0	0
WAJAX LTD	0	0	0	0	0	0	0	0	0	0

Company Name	Div per Share-Exdate Mnthly[Apr96]	Div per Share-Exdate Mnthly[May96]	Div per Share-Exdate Mnthly[Jun96]	Div per Share-Exdate Mnthly[Jul96]	Div per Share-Exdate Mnthly[Aug96]	Div per Share-Exdate Mnthly[Sep96]	Div per Share-Exdate Mnthly[Oct96]	Div per Share-Exdate Mnthly[Nov96]	Div per Share-Exdate Mnthly[Dec96]	Div per Share-Exdate Mnthly[Jan97]
WESTON (GEORGE) LTD	0	0	0.073	0	0	0.073	0	0	0.073	0
ZENON ENVIRONMENTAL INC	0	0	0	0	0	0	0	0	0	0

Company Name	Div per Share-Exdate Mnthly[Feb97]	Div per Share-Exdate Mnthly[Mar97]	Div per Share-Exdate Mnthly[Apr97]	Div per Share-Exdate Mnthly[May97]	Div per Share-Exdate Mnthly[Jun97]	Div per Share-Exdate Mnthly[Jul97]	Div per Share-Exdate Mnthly[Aug97]	Div per Share-Exdate Mnthly[Sep97]	Div per Share-Exdate Mnthly[Oct97]	Div per Share-Exdate Mnthly[Nov97]
ALGOMA CENTRAL CORP	0.25	0	0	0.25	0	0	0.25	0	0	0.25
ANDRES WINES LTD	0	0.149	0	0	0.161	0	0	0.161	0	0
BIG ROCK BREWERY INCOME T	0	0	0	0	0	0	0	0	0	0
BOMBARDIER INC -CL B	0	0	0	0.019	0	0.019	0	0	0.019	0
CAE INC	0	0.02	0	0	0.02	0	0	0.02	0	0
CANADA BREAD LTD	0	0.06	0	0	0.06	0	0	0.06	0	0
CANADIAN NATIONAL RAILWAY	0	0.077	0	0	0.077	0	0	0.077	0	0
CANADIAN PACIFIC RAILWAY LT	0	0.12	0	0	0.12	0	0	0.12	0	0
CANADIAN TIRE CORP -CL A	0	0	0.1	0	0	0.1	0	0	0.1	0
CANWEST GLOBAL COM -NVTG	0	0.123	0	0	0	0	0	0.123	0	0
CHAI NA TA CORP	0	0	0	0	0	0	0	0	0	0
CHUM LTD -CL B	0.01	0	0	0.01	0	0	0.08	0	0	0.01
CINRAM INTERNATIONAL INC	0	0.02	0	0	0.02	0	0	0.02	0	0
CLEARLY CDN BEVERAGE CP	0	0	0	0	0	0	0	0	0	0
COGECO INC -SUB VTG	0	0	0.04	0	0	0.04	0	0	0	0.05
CONSOLIDATED MERCANTILE II	0	0	0	0	0	0	0	0	0	0
CORBY (H.) DISTILLERY -CL A	0	0	0.31	0	0	0.35	0	0	0.35	4
COTT CORP QUE	0	0	0	0	0.025	0	0	0.025	0	0
DOVER INDUSTRIES LTD	0.15	0	0	0.15	0	0	0.15	0	0	0.15
ELECTROHOME LTD -CL Y	0	0	0	0	0	0	0	0	0	0
EMPIRE CO LTD -CL A	0	0	0.027	0	0	0.027	0	0	0.031	0
FINNING INTERNATIONAL INC	0.05	0	0	0.05	0	0	0.05	0	0	0.05
FOUR SEASONS HOTELS -LTD \	0	0	0	0	0.055	0	0	0	0	0
FPI LTD	0	0	0	0	0	0	0	0	0	0
GENDIS INC -CL A	0	0	0.03	0	0.03	0	0	0.03	0	0
GLENTEL INC	4	0	0	0	0	0	0	0	0	0
GSW INC -CL B	0	0	0	0	0	0.2	0	0	0	0
HEROUX-DEVTEK INC	0	0	0	0	0	0	0	0	0	0
HUDSONS BAY CO	0	0	0.18	0	0	0.18	0	0	0.18	0
INTRAWEST CORP	0	0	0	0	0	0.08	0	0	0	0
JEAN COUTU GROUP	0.007	0	0	0.01	0	0	0.01	0	0	0.01

Company Name	Div per Share-Exdate Mnthly[Feb97]	Div per Share-Exdate Mnthly[Mar97]	Div per Share-Exdate Mnthly[Apr97]	Div per Share-Exdate Mnthly[May97]	Div per Share-Exdate Mnthly[Jun97]	Div per Share-Exdate Mnthly[Jul97]	Div per Share-Exdate Mnthly[Aug97]	Div per Share-Exdate Mnthly[Sep97]	Div per Share-Exdate Mnthly[Oct97]	Div per Share-Exdate Mnthly[Nov97]
LEADING BRANDS INC	0	0	0	0	0	0	0	0	0	0
LEONS FURNITURE LTD	0	0.05	0	0	0.05	0	0	0.06	0	0
LINAMAR CORP	0	0.033	0	0.033	0	0	0.033	0	0	0.033
LOBLAW COS LTD	0	0.03	0	0	0.04	0	0	0.04	0	0
MAGNA INTERNATIONAL -CL A	0	0.3	0	0	0.3	0	0	0.3	0	0
MAPLE LEAF FOODS INC	0	0.04	0	0	0.04	0	0	0.04	0	0
MASONITE INTERNATIONAL CO	0	0	0	0	0	0	0	0	0	0
MCGRAW-HILL RYERSON LTD	0	0	0.05	0	0	0.05	0	0	0	0.05
METRO INC -CL A	0.02	0	0	0.02	0	0	0.02	0	0	0.02
MOLSON INC -CL A	0.09	0	0	0.09	0	0	0	0.09	0	0.09
NEWFOUNDLAND CAP CORP -(	0	0	0	0	0	0	0.1	0	0	0
NORTH WEST CO FUND	0	0.1	0	0	0	0	0.175	0	0	0.22
NORTHSTAR AEROSPACE INC	0	0	0	0	0	0	0	0	0	0
QUEBECOR INC -CL B	0	0	0	0.2	0	0	0	0	0	0.2
QUEBECOR WORLD INC -SUB \	0	0	0	0.152	0	0	0	0	0	0.154
REITMANS (CANADA) -CL A	0	0	0.032	0	0	0.032	0	0	0.032	0
ROTHMANS INC	0.25	0	0	0.25	0	0	0.25	0	0	0.25
RUSSEL METALS INC	0	0	0	0	0	0	0	0	0	0
SEARS CANADA INC	0.06	0	0	0.06	0	0	0.06	0	0	0.06
SENVEST CAP INC	0	0	0	0	0	0	0.15	0	0	0
SHAW COMMUNICATN INC -CL	0	0	0.018	0	0	0	0	0	0.018	0
SNC-LAVALIN GROUP INC	0	0.05	0	0.05	0	0	0.05	0	0	0.05
SODISCO-HOWDEN GR LTD	0	0	0	0	0	0	0	0	0	0
SUNOPTA INC	0	0	0	0	0	0	0	0	0	0
THOMSON CORP	0.197	0	0	0.199	0	0	0.201	0	0	0.219
TOROMONT INDUSTRIES LTD	0	0.025	0	0	0.025	0	0	0.025	0	0
TORSTAR CORP -CL B	0	0.13	0	0	0.13	0	0	0.13	0	0
TRANSCONTINENTAL INC -CL A	0	0	0.015	0	0	0.015	0	0	0.015	0
TVA GROUP INC -CL B	0	0	0	0	0	0	0	0	0	0
VINCOR INTL INC	0	0	0	0	0	0	0	0	0	0
WAJAX LTD	0	0	0	0	0	0	0	0	0	0

Company Name	Div per Share-Exdate Mnthly[Feb97]	Div per Share-Exdate Mnthly[Mar97]	Div per Share-Exdate Mnthly[Apr97]	Div per Share-Exdate Mnthly[May97]	Div per Share-Exdate Mnthly[Jun97]	Div per Share-Exdate Mnthly[Jul97]	Div per Share-Exdate Mnthly[Aug97]	Div per Share-Exdate Mnthly[Sep97]	Div per Share-Exdate Mnthly[Oct97]	Div per Share-Exdate Mnthly[Nov97]
WESTON (GEORGE) LTD	0	0.073	0	0	0.083	0	0	0.083	0	0
ZENON ENVIRONMENTAL INC	0	0	0	0	0	0	0	0	0	0

Company Name	Div per Share-Exdate Mnthly[Dec97]	Div per Share-Exdate Mnthly[Jan98]	Div per Share-Exdate Mnthly[Feb98]	Div per Share-Exdate Mnthly[Mar98]	Div per Share-Exdate Mnthly[Apr98]	Div per Share-Exdate Mnthly[May98]	Div per Share-Exdate Mnthly[Jun98]	Div per Share-Exdate Mnthly[Jul98]	Div per Share-Exdate Mnthly[Aug98]	Div per Share-Exdate Mnthly[Sep98]
ALGOMA CENTRAL CORP	0	0	0.25	0	0	0.25	0	0	0.25	0
ANDRES WINES LTD	0.161	0	0	0.161	0	0	0.161	0	0	0.161
BIG ROCK BREWERY INCOME T	0	0	0	0	0	0	0	0	0	0
BOMBARDIER INC -CL B	0	0.019	0	0	0	0.022	0	0.022	0	0
CAE INC	0.02	0	0	0.02	0	0	0.02	0	0	0.02
CANADA BREAD LTD	0.06	0	0	0.06	0	0	0.06	0	0	0.06
CANADIAN NATIONAL RAILWAY	0.077	0	0	0.088	0	0	0.088	0	0	0.088
CANADIAN PACIFIC RAILWAY LT	0.12	0	0	0.12	0	0	0.14	0	0	0.14
CANADIAN TIRE CORP -CL A	0	0.1	0	0	0.1	0	0	0.1	0	0
CANWEST GLOBAL COM -NVTG	0	0	0	0.294	0	0	0	0	0	0.293
CHAI NA TA CORP	0	0	0	0	0	0	0	0	0	0
CHUM LTD -CL B	0	0	0.01	0	0	0.01	0	0	0.08	0
CINRAM INTERNATIONAL INC	0.02	0	0	0.02	0	0	0.04	0	0	0.04
CLEARLY CDN BEVERAGE CP	0	0	0	0	0	0	0	0	0	0
COGECO INC -SUB VTG	0	0	0.05	0	0.05	0	0	0.05	0	0
CONSOLIDATED MERCANTILE II	0	0	0	0	0	0	0	0	0	0
CORBY (H.) DISTILLERY -CL A	0	0.35	12.5	0	0.5	0	0	0.5	0	0
COTT CORP QUE	0.025	0	0	0	0.05	0	0.05	0	0	0
DOVER INDUSTRIES LTD	0	0	0.15	0	0	0.15	0	0	0.15	0
ELECTROHOME LTD -CL Y	0	0	0	0	0	0	0	0	0	0
EMPIRE CO LTD -CL A	0	0.031	0	0	0.031	0	0	0.031	0	0
FINNING INTERNATIONAL INC	0	0	0	0.05	0	0.05	0	0	0.05	0
FOUR SEASONS HOTELS -LTD \	0.055	0	0	0	0	0	0.055	0	0	0
FPI LTD	0	0	0	0	0	0	0	0	0	0
GENDIS INC -CL A	0.03	0	0	0.03	0	0	0.03	0	0	0.03
GLENTEL INC	0	0	0	0	0	0	0	0	0	0
GSW INC -CL B	0	0	0	0	0	0	0	0.2	0	0
HEROUX-DEVTEK INC	0	0	0	0	0	0	0	0	0	0
HUDSONS BAY CO	0	0.18	0	0	0.18	0	0	0.18	0	0
INTRAWEST CORP	0	0.08	0	0	0	0	0	0.08	0	0
JEAN COUTU GROUP	0	0	0.01	0	0	0.01	0	0	0.013	0

Company Name	Div per Share-Exdate Mnthly[Dec97]	Div per Share-Exdate Mnthly[Jan98]	Div per Share-Exdate Mnthly[Feb98]	Div per Share-Exdate Mnthly[Mar98]	Div per Share-Exdate Mnthly[Apr98]	Div per Share-Exdate Mnthly[May98]	Div per Share-Exdate Mnthly[Jun98]	Div per Share-Exdate Mnthly[Jul98]	Div per Share-Exdate Mnthly[Aug98]	Div per Share-Exdate Mnthly[Sep98]
LEADING BRANDS INC	0	0	0	0	0	0	0	0	0	0
LEONS FURNITURE LTD	0.06	0	0	0.07	0	0	0.07	0	0	0.07
LINAMAR CORP	0	0	0	0.033	0	0.033	0	0	0.03	0
LOBLAW COS LTD	0.04	0	0	0.05	0	0	0.05	0	0	0.05
MAGNA INTERNATIONAL -CL A	0.33	0	0	0.33	0	0	0.33	0	0	0.33
MAPLE LEAF FOODS INC	0.04	0	0	0.04	0	0	0.04	0	0	0.04
MASONITE INTERNATIONAL CO	0	0	0	0	0	0	0	0	0	0
MCGRAW-HILL RYERSON LTD	0	0	0.1	0	0.1	0	0	0	0.1	0
METRO INC -CL A	0	0	0.027	0	0	0.027	0	0	0.027	0
MOLSON INC -CL A	0	0	0.09	0	0	0.09	0	0	0	0.09
NEWFOUNDLAND CAP CORP -(	0	0	0	0	0	5	0	0	0	0
NORTH WEST CO FUND	0	0	0.25	0	0	0.25	0	0	0.25	0
NORTHSTAR AEROSPACE INC	0	0	0	0	0	0	0	0	0	0
QUEBECOR INC -CL B	0	0	0	0	0	0.219	0	0	0.11	0
QUEBECOR WORLD INC -SUB \	0	0	0	0	0	0.172	0	0	0.092	0
REITMANS (CANADA) -CL A	0	0.032	0	0	0.032	0	0	0.032	0	0
ROTHMANS INC	0	0	0.25	0	0	0.25	0	0	3.083	0
RUSSEL METALS INC	0	0	0	0	0	0	0	0	0	0
SEARS CANADA INC	0	0	0.06	0	0	0.06	0	0	0.06	0
SENVEST CAP INC	0	0	0	0	0	0	0	0	0.15	0
SHAW COMMUNICATN INC -CL	0	0	0	0	0.01	0	0	0	0	0
SNC-LAVALIN GROUP INC	0	0	0	0.05	0	0.05	0	0	0.05	0
SODISCO-HOWDEN GR LTD	0	0	0	0	0	0	0	0	0	0
SUNOPTA INC	0	0	0	0	0	0	0	0	0	0
THOMSON CORP	0	0	0.223	0	0	0.225	0	0	0.237	0
TOROMONT INDUSTRIES LTD	0.025	0	0	0.032	0	0	0.032	0	0	0.032
TORSTAR CORP -CL B	0.13	0	0	0.13	0	0	0.145	0	0	0.145
TRANSCONTINENTAL INC -CL A	0	0.02	0	0	0.02	0	0	0.02	0	0
TVA GROUP INC -CL B	0	0	0	0	0	0	0	0	0	0
VINCOR INTL INC	0	0	0	0	0	0	0	0	0	0
WAJAX LTD	0	0	0	0	0	0	0	0	0	0

Company Name	Div per Share-Exdate Mnthly[Dec97]	Div per Share-Exdate Mnthly[Jan98]	Div per Share-Exdate Mnthly[Feb98]	Div per Share-Exdate Mnthly[Mar98]	Div per Share-Exdate Mnthly[Apr98]	Div per Share-Exdate Mnthly[May98]	Div per Share-Exdate Mnthly[Jun98]	Div per Share-Exdate Mnthly[Jul98]	Div per Share-Exdate Mnthly[Aug98]	Div per Share-Exdate Mnthly[Sep98]
WESTON (GEORGE) LTD	0.083	0	0	0.1	0	0	0.1	0	0	0.1
ZENON ENVIRONMENTAL INC	0	0	0	0	0	0	0	0	0	0

Company Name	Div per Share-Exdate Mnthly[Oct 98]	Div per Share-Exdate Mnthly[Nov98]	Div per Share-Exdate Mnthly[Dec98]	Div per Share-Exdate Mnthly[Jan99]	Div per Share-Exdate Mnthly[Feb99]	Div per Share-Exdate Mnthly[Mar99]	Div per Share-Exdate Mnthly[Apr 99]	Div per Share-Exdate Mnthly[May99]	Div per Share-Exdate Mnthly[Jun99]	Div per Share-Exdate Mnthly[Jul 99]
ALGOMA CENTRAL CORP	0	0.25	0	0	0.25	0	0	0.25	0	0
ANDRES WINES LTD	0	0	0.161	0	0	0.161	0	0	0.161	0
BIG ROCK BREWERY INCOME T	0	0	0	0	0	0	0	0	0	0
BOMBARDIER INC -CL B	0.022	0	0	0.022	0	0	0	0.028	0	0.028
CAE INC	0	0	0.02	0	0	0.02	0	0	0.02	0
CANADA BREAD LTD	0	0	0.06	0	0	0.06	0	0	0.06	0
CANADIAN NATIONAL RAILWAY	0	0	0.088	0	0	0.1	0	0	0.1	0
CANADIAN PACIFIC RAILWAY LT	0	0	0.14	0	0	0.14	0	0	0.14	0
CANADIAN TIRE CORP -CL A	0.1	0	0	0.1	0	0	0.1	0	0	0.1
CANWEST GLOBAL COM -NVTG	0	0	0	0	0	0.298	0	0	0	0
CHAI NA TA CORP	0	0	0	0	0	0	0	0	0	0
CHUM LTD -CL B	0	0.01	0	0	0.01	0	0	0.01	0	0
CINRAM INTERNATIONAL INC	0	0	0.02	0	0	0.02	0	0	0.039	0
CLEARLY CDN BEVERAGE CP	0	0	0	0	0	0	0	0	0	0
COGECO INC -SUB VTG	0	0.052	0	0.052	0	0	0.052	0	0	0.052
CONSOLIDATED MERCANTILE II	0	0	0	0	0	0	0	0	0	0
CORBY (H.) DISTILLERY -CL A	0.5	0	0	0.5	0	0	0.5	0	0	0.5
COTT CORP QUE	0	0	0	0	0	0	0	0	0	0
DOVER INDUSTRIES LTD	0	0.15	0	0	0.15	0	0	0.15	0	0
ELECTROHOME LTD -CL Y	0	0	0	0	0	0	0	0	0	0
EMPIRE CO LTD -CL A	0.035	0	0	0.035	0	0	0.035	0	0	0.035
FINNING INTERNATIONAL INC	0	0.05	0	0	0	0.05	0	0.05	0	0
FOUR SEASONS HOTELS -LTD \	0	0	0.055	0	0	0	0	0	0.055	0
FPI LTD	0	0	0	0	0	0.03	0	0.03	0	0
GENDIS INC -CL A	0	0	0.03	0	0	0.03	0	0	0	0
GLENTEL INC	0	0	0	0	0	0	0	0	0	0
GSW INC -CL B	0	0	0	0	0	0	0	0	0	0.2
HEROUX-DEVTEK INC	0	0	0	0	0	0	0	0	0	0
HUDSONS BAY CO	0.18	0	0	0.18	0	0	0.09	0	0	0.09
INTRAWEST CORP	0	0	0	0.08	0	0	0	0	0.08	0
JEAN COUTU GROUP	0	0.013	0	0	0.013	0	0	0.013	0	0

Company Name	Div per Share-Exdate Mnthly[Oct 98]	Div per Share-Exdate Mnthly[Nov98]	Div per Share-Exdate Mnthly[Dec98]	Div per Share-Exdate Mnthly[Jan99]	Div per Share-Exdate Mnthly[Feb99]	Div per Share-Exdate Mnthly[Mar99]	Div per Share-Exdate Mnthly[Apr 99]	Div per Share-Exdate Mnthly[May99]	Div per Share-Exdate Mnthly[Jun99]	Div per Share-Exdate Mnthly[Jul 99]
LEADING BRANDS INC	0	0	0	0	0	0	0	0	0	0
LEONS FURNITURE LTD	0	0	0.5	0	0	0.08	0	0	0.08	0
LINAMAR CORP	0	0.04	0	0	0	0.04	0	0.04	0	0
LOBLAW COS LTD	0	0	0.05	0	0	0.05	0	0	0.05	0
MAGNA INTERNATIONAL -CL A	0	0	0.33	0	0	0.212	0	0.368	0	0
MAPLE LEAF FOODS INC	0	0	0.04	0	0	0.04	0	0	0.04	0
MASONITE INTERNATIONAL CO	0	0	0	0	0	0	0	0	0	0
MCGRAW-HILL RYERSON LTD	0	0.1	0	0	0.125	0	0	0.125	0	0
METRO INC -CL A	0	0.027	0	0	0.032	0	0	0.032	0	0
MOLSON INC -CL A	0	0.09	0	0	0.09	0	0	0.09	0	0
NEWFOUNDLAND CAP CORP -(	0	0	0	0	0	0	0	0	0	0
NORTH WEST CO FUND	0	0.25	0	0	0.3	0	0	0.3	0	0
NORTHSTAR AEROSPACE INC	0	0	0	0	0	0	0	0	0	0
QUEBECOR INC -CL B	0	0.109	0	0	0.12	0	0	0.12	0	0
QUEBECOR WORLD INC -SUB \	0	0.092	0	0	0.104	0	0	0.102	0	0
REITMANS (CANADA) -CL A	0.032	0	0	0.032	0	0	0.04	0	0	0.04
ROTHMANS INC	0	0.25	0	0	0.25	0	0	0.25	0	0
RUSSEL METALS INC	0	0	0	0	0	0	0	0	0	0
SEARS CANADA INC	0	0.06	0	0	0.06	0	0	0.06	0	0
SENVEST CAP INC	0	0	0	0	0	0	0	0	0	0.15
SHAW COMMUNICATN INC -CL	0.02	0	0	0	0	0	0.02	0	0	0
SNC-LAVALIN GROUP INC	0	0.05	0	0	0	0.06	0	0.06	0	0
SODISCO-HOWDEN GR LTD	0	0	0	0	0	0	0	0	0	0
SUNOPTA INC	0	0	0	0	0	0	0	0	0	0
THOMSON CORP	0	0.251	0	0	0.243	0	0	0.237	0	0
TOROMONT INDUSTRIES LTD	0	0	0.032	0	0	0.035	0	0	0.035	0
TORSTAR CORP -CL B	0	0	0.145	0	0	0.145	0	0	0.145	0
TRANSCONTINENTAL INC -CL A	0.02	0	0	0.02	0	0	0.02	0	0	0.02
TVA GROUP INC -CL B	0	0	0	0	0	0	0	0	0	0.1
VINCOR INTL INC	0	0	0	0	0	0	0	0	0	0
WAJAX LTD	0	0	0	0	0	0	0	0	0	0

Company Name	Div per Share-Exdate Mnthly[Oct 98]	Div per Share-Exdate Mnthly[Nov98]	Div per Share-Exdate Mnthly[Dec98]	Div per Share-Exdate Mnthly[Jan99]	Div per Share-Exdate Mnthly[Feb99]	Div per Share-Exdate Mnthly[Mar99]	Div per Share-Exdate Mnthly[Apr 99]	Div per Share-Exdate Mnthly[May99]	Div per Share-Exdate Mnthly[Jun99]	Div per Share-Exdate Mnthly[Jul 99]
WESTON (GEORGE) LTD	0	0	0.1	0	0	0.1	0	0	0.1	0
ZENON ENVIRONMENTAL INC	0	0	0	0	0	0	0	0	0	0

Company Name	Div per Share-Exdate Mnthly[Aug99]	Div per Share-Exdate Mnthly[Sep99]	Div per Share-Exdate Mnthly[Oct99]	Div per Share-Exdate Mnthly[Nov99]	Div per Share-Exdate Mnthly[Dec99]	Div per Share-Exdate Mnthly[Jan00]	Div per Share-Exdate Mnthly[Feb00]	Div per Share-Exdate Mnthly[Mar00]	Div per Share-Exdate Mnthly[Apr00]	Div per Share-Exdate Mnthly[May00]
ALGOMA CENTRAL CORP	0.25	0	0	0.25	0	0	0.25	0	0	0.25
ANDRES WINES LTD	0	0.161	0	0	0.161	0	0	0.161	0	0
BIG ROCK BREWERY INCOME T	0	0	0	0	0	0	0	0	0	0
BOMBARDIER INC -CL B	0	0	0.028	0	0	0.028	0	0	0	0.034
CAE INC	0	0.025	0	0	0.025	0	0	0.025	0	0
CANADA BREAD LTD	0	0.06	0	0	0.06	0	0	0.06	0	0
CANADIAN NATIONAL RAILWAY	0	0.1	0	0	0.1	0	0	0.117	0	0
CANADIAN PACIFIC RAILWAY LT	0	0.14	0	0	0.14	0	0	0.14	0	0
CANADIAN TIRE CORP -CL A	0	0	0.1	0	0	0.1	0	0	0.1	0
CANWEST GLOBAL COM -NVTG	0	0.294	0	0	0	0	0	0.295	0	0
CHAI NA TA CORP	0	0	0	0	0	0	0	0	0	0
CHUM LTD -CL B	0.08	0	0	0.01	0	0	0.01	0	0	0.01
CINRAM INTERNATIONAL INC	0	0.04	0	0	0.04	0	0	0.04	0	0
CLEARLY CDN BEVERAGE CP	0	0	0	0	0	0	0	0	0	0
COGECO INC -SUB VTG	0	0	0	0.052	0	0.052	0	0	0.052	0
CONSOLIDATED MERCANTILE II	0	0	0	0	0	0	0	0	0	0
CORBY (H.) DISTILLERY -CL A	0	0	0.5	0	0	0.5	0	0	0.5	0
COTT CORP QUE	0	0	0	0	0	0	0	0	0	0
DOVER INDUSTRIES LTD	0.15	0	0	0.15	0	0	0.15	0	0	0.15
ELECTROHOME LTD -CL Y	0	0	0	0	0	0	0	0	0	0
EMPIRE CO LTD -CL A	0	0	0.035	0	0	0.035	0	0	0.035	0
FINNING INTERNATIONAL INC	0.05	0	0	0.05	0	0	0	0.05	0	0.05
FOUR SEASONS HOTELS -LTD \	0	0	0	0	0.055	0	0	0	0	0
FPI LTD	0.03	0	0	0.03	0	0	0	0.03	0	0.038
GENDIS INC -CL A	0	0	0	0	0	0	0	0	0	0
GLENTEL INC	0	0	0	0	0	0	0	0	0	0
GSW INC -CL B	0	0	0	0	0	0	0	0	0	0
HEROUX-DEVTEK INC	0	0	0	0	0	0	0	0	0	0
HUDSONS BAY CO	0	0	0.09	0	0	0.09	0	0	0.09	0
INTRAWEST CORP	0	0	0	0	0	0.08	0	0	0	0
JEAN COUTU GROUP	0.013	0	0	0.013	0	0	0.016	0	0	0.016

Company Name	Div per Share-Exdate Mnthly[Aug99]	Div per Share-Exdate Mnthly[Sep99]	Div per Share-Exdate Mnthly[Oct99]	Div per Share-Exdate Mnthly[Nov99]	Div per Share-Exdate Mnthly[Dec99]	Div per Share-Exdate Mnthly[Jan00]	Div per Share-Exdate Mnthly[Feb00]	Div per Share-Exdate Mnthly[Mar00]	Div per Share-Exdate Mnthly[Apr00]	Div per Share-Exdate Mnthly[May00]
LEADING BRANDS INC	0	0	0	0	0	0	0	0	0	0
LEONS FURNITURE LTD	0	0.08	0	0	0.83	0	0	0.1	0	0.1
LINAMAR CORP	0.04	0	0	0.04	0	0	0	0.04	0	0.04
LOBLAW COS LTD	0	0.06	0	0	0.06	0	0	0.075	0	0
MAGNA INTERNATIONAL -CL A	0.372	0	0	0.367	0	0	0.438	0	0	0.451
MAPLE LEAF FOODS INC	0	0.04	0	0	0.04	0	0	0.04	0	0
MASONITE INTERNATIONAL CO	0	0	0	0	0	0	0	0	0	0
MCGRAW-HILL RYERSON LTD	0.125	0	0	0.125	0	0	0.135	0	0.135	0
METRO INC -CL A	0.032	0	0	0.032	0	0	0.038	0	0	0.038
MOLSON INC -CL A	0	0.09	0	0	0.09	0	0	0.09	0	0
NEWFOUNDLAND CAP CORP -(	0.1	0	0	0	0	0	0	0	0	0
NORTH WEST CO FUND	0.3	0	0	0.54	0	0	0.3	0	0	0.3
NORTHSTAR AEROSPACE INC	0	0	0	0	0	0	0	0	0	0
QUEBECOR INC -CL B	0.12	0	0	0.12	0	0	0.12	0	0	0.13
QUEBECOR WORLD INC -SUB \	0.105	0	0	0.103	0	0	0.102	0	0	0.119
REITMANS (CANADA) -CL A	0	0	0.04	0	0	0.04	0	0	0.05	0
ROTHMANS INC	0.25	0	0	0.25	0	0	0	0.25	0	0.25
RUSSEL METALS INC	0	0	0	0	0	0	0	0	0	0.013
SEARS CANADA INC	0.06	0	0	0.06	0	0	0.06	0	0	0.06
SENVEST CAP INC	0	0	0	0	0	0	0	0	0	0
SHAW COMMUNICATN INC -CL	0	0	0.02	0	0	0	0	0	0.025	0
SNC-LAVALIN GROUP INC	0.06	0	0	0.06	0	0	0	0.06	0	0.06
SODISCO-HOWDEN GR LTD	0	0	0	0	0	0	0	0	0	0
SUNOPTA INC	0	0	0	0	0	0	0	0	0	0
THOMSON CORP	0.24	0	0	0.249	0	0	0.249	0	0	0.256
TOROMONT INDUSTRIES LTD	0	0.035	0	0	0.035	0	0	0.04	0	0
TORSTAR CORP -CL B	0	0.145	0	0	0.145	0	0	0.145	0	0
TRANSCONTINENTAL INC -CL A	0	0	0.02	0	0	0.025	0	0	0.025	0
TVA GROUP INC -CL B	0	0	0.05	0	0	0.05	0	0	0.05	0
VINCOR INTL INC	0	0	0	0	0	0	0	0	0	0
WAJAX LTD	0	0	0	0	0	0	0	0	0	0

Company Name	Div per Share-Exdate Mnthly[Aug99]	Div per Share-Exdate Mnthly[Sep99]	Div per Share-Exdate Mnthly[Oct99]	Div per Share-Exdate Mnthly[Nov99]	Div per Share-Exdate Mnthly[Dec99]	Div per Share-Exdate Mnthly[Jan00]	Div per Share-Exdate Mnthly[Feb00]	Div per Share-Exdate Mnthly[Mar00]	Div per Share-Exdate Mnthly[Apr00]	Div per Share-Exdate Mnthly[May00]
WESTON (GEORGE) LTD	0	0.12	0	0	0.12	0	0	0.15	0	0
ZENON ENVIRONMENTAL INC	0	0	0	0	0	0	0	0	0	0

Company Name	Div per Share-Exdate Mnthly[Jun00]	Div per Share-Exdate Mnthly[Jul00]	Div per Share-Exdate Mnthly[Aug00]	Div per Share-Exdate Mnthly[Sep00]	Div per Share-Exdate Mnthly[Oct00]	Div per Share-Exdate Mnthly[Nov00]	Div per Share-Exdate Mnthly[Dec00]	Div per Share-Exdate Mnthly[Jan01]	Div per Share-Exdate Mnthly[Feb01]	Div per Share-Exdate Mnthly[Mar01]
ALGOMA CENTRAL CORP	0	0	0.25	0	0	0.25	0	0	0.25	0
ANDRES WINES LTD	0.161	0	0	0.161	0	0	0.161	0	0	0.161
BIG ROCK BREWERY INCOME T	0	0	0	0	0	0	0	0	0	0
BOMBARDIER INC -CL B	0	0.034	0	0	0.034	0	0	0.034	0	0
CAE INC	0.025	0	0	0.025	0	0	0.025	0	0	0.025
CANADA BREAD LTD	0.06	0	0	0.06	0	0	0.06	0	0	0.06
CANADIAN NATIONAL RAILWAY	0.117	0	0	0.117	0	0	0.117	0	0	0.13
CANADIAN PACIFIC RAILWAY LT	0.14	0	0	0.14	0	0	0.14	0	0	0
CANADIAN TIRE CORP -CL A	0	0.1	0	0	0.1	0	0	0.1	0	0
CANWEST GLOBAL COM -NVTG	0	0	0	0.299	0	0	0	0	0	0.3
CHAI NA TA CORP	0	0	0	0	0	0	0	0	0	0
CHUM LTD -CL B	0	0	0.08	0	0	0.01	0	0	0.01	0
CINRAM INTERNATIONAL INC	0.04	0	0	0.04	0	0	0.041	0	0	0.041
CLEARLY CDN BEVERAGE CP	0	0	0	0	0	0	0	0	0	0
COGECO INC -SUB VTG	0	0.052	0	0	0	0.052	0	0.052	0	0
CONSOLIDATED MERCANTILE II	0	0	0	0	0	0	0	0	0	0
CORBY (H.) DISTILLERY -CL A	0	0.5	0	0	0.5	0	0	0.5	0	0
COTT CORP QUE	0	0	0	0	0	0	0	0	0	0
DOVER INDUSTRIES LTD	0	0	0.15	0	0	0.15	0	0	0.15	0
ELECTROHOME LTD -CL Y	0	0	0	0	0	0	0	0	0	0
EMPIRE CO LTD -CL A	0	0.035	0	0	0.045	0	0	0.045	0	0
FINNING INTERNATIONAL INC	0	0	0.05	0	0	0.05	0	0	0	0.05
FOUR SEASONS HOTELS -LTD \	0.055	0	0	0	0	0	0.055	0	0	0
FPI LTD	0	0	0.038	0	0	0.038	0	0	0	0.045
GENDIS INC -CL A	0	0	0	0	0	0	0	0	0	0
GLENTEL INC	0	0	0	0	0	0	0	0	0	0
GSW INC -CL B	0	0.2	0	0	0	0	0	0	0	0
HEROUX-DEVTEK INC	0	0	0	0	0	0	0	0	0	0
HUDSONS BAY CO	0	0.09	0	0	0.09	0	0	0.09	0	0
INTRAWEST CORP	0	0.08	0	0	0	0	0	0.08	0	0
JEAN COUTU GROUP	0	0	0.02	0	0	0.02	0	0	0.02	0

Company Name	Div per Share-Exdate Mnthly[Jun00]	Div per Share-Exdate Mnthly[Jul00]	Div per Share-Exdate Mnthly[Aug00]	Div per Share-Exdate Mnthly[Sep00]	Div per Share-Exdate Mnthly[Oct00]	Div per Share-Exdate Mnthly[Nov00]	Div per Share-Exdate Mnthly[Dec00]	Div per Share-Exdate Mnthly[Jan01]	Div per Share-Exdate Mnthly[Feb01]	Div per Share-Exdate Mnthly[Mar01]
LEADING BRANDS INC	0	0	0	0	0	0	0	0	0	0
LEONS FURNITURE LTD	0	0	0	0.1	0	0	0.1	0	0	0.1
LINAMAR CORP	0	0	0.04	0	0	0.04	0	0	0.04	0
LOBLAW COS LTD	0.075	0	0	0.1	0	0	0.1	0	0	0.1
MAGNA INTERNATIONAL -CL A	0	0	0.446	0	0	0.522	0	0	0	0.526
MAPLE LEAF FOODS INC	0.04	0	0	0.04	0	0	0.04	0	0	0.04
MASONITE INTERNATIONAL CO	0	0	0	0	0	0	0	0	0	0
MCGRAW-HILL RYERSON LTD	0	0	0.135	0	0	0.135	0	0.135	0	0
METRO INC -CL A	0	0	0.038	0	0	0.038	0	0	0.045	0
MOLSON INC -CL A	0.09	0	0	0.09	0	0	0.09	0	0	0.09
NEWFOUNDLAND CAP CORP -(	0	0	0	0	0	0	0	0	0	0
NORTH WEST CO FUND	0	0	0.3	0	0	0.54	0	0	0.36	0
NORTHSTAR AEROSPACE INC	0	0	0	0	0	0	0	0	0	0
QUEBECOR INC -CL B	0	0	0.13	0	0	0.13	0	0	0.13	0
QUEBECOR WORLD INC -SUB \	0	0	0.119	0	0	0.154	0	0	0.152	0
REITMANS (CANADA) -CL A	0	0.05	0	0	0.05	0	0	0.05	0	0
ROTHMANS INC	0	0	0.25	0	0	0.3	0	0	0	0.3
RUSSEL METALS INC	0	0	0.05	0	0	0.05	0	0	0.05	0
SEARS CANADA INC	0	0	0.06	0	0	0.06	0	0	0.06	0
SENVEST CAP INC	0	0	0.15	0	0	0	0	0	0	0
SHAW COMMUNICATN INC -CL	0	0	0	0	0.025	0	0	0	0	0
SNC-LAVALIN GROUP INC	0	0	0.06	0	0	0.06	0	0	0	0.07
SODISCO-HOWDEN GR LTD	0	0	0	0	0	0	0	0	0	0
SUNOPTA INC	0	0	0	0	0	0	0	0	0	0
THOMSON CORP	0	0	0.251	0	0	0.271	0	0	0.269	0
TOROMONT INDUSTRIES LTD	0.04	0	0	0.04	0	0	0.04	0	0	0.043
TORSTAR CORP -CL B	0.145	0	0	0.145	0	0	0.145	0	0	0.145
TRANSCONTINENTAL INC -CL A	0	0.025	0	0	0.025	0	0	0.025	0	0
TVA GROUP INC -CL B	0	0.05	0	0	0.05	0	0	0.05	0	0
VINCOR INTL INC	0	0	0	0	0	0	0	0	0	0
WAJAX LTD	0	0	0	0	0	0	0	0	0	0

Company Name	Div per Share-Exdate Mnthly[Jun00]	Div per Share-Exdate Mnthly[Jul00]	Div per Share-Exdate Mnthly[Aug00]	Div per Share-Exdate Mnthly[Sep00]	Div per Share-Exdate Mnthly[Oct00]	Div per Share-Exdate Mnthly[Nov00]	Div per Share-Exdate Mnthly[Dec00]	Div per Share-Exdate Mnthly[Jan01]	Div per Share-Exdate Mnthly[Feb01]	Div per Share-Exdate Mnthly[Mar01]
WESTON (GEORGE) LTD	0.15	0	0	0.2	0	0	0.2	0	0	0.2
ZENON ENVIRONMENTAL INC	0	0	0	0	0	0	0	0	0	0

Company Name	Div per Share-Exdate Mnthly[Apr 01]	Div per Share-Exdate Mnthly[May01]	Div per Share-Exdate Mnthly[Jun01]	Div per Share-Exdate Mnthly[Jul 01]	Div per Share-Exdate Mnthly[Aug01]	Div per Share-Exdate Mnthly[Sep01]	Div per Share-Exdate Mnthly[Oct 01]	Div per Share-Exdate Mnthly[Nov01]	Div per Share-Exdate Mnthly[Dec01]	Div per Share-Exdate Mnthly[Jan02]
ALGOMA CENTRAL CORP	0	0.25	0	0	0.25	0	0	0.25	0	0
ANDRES WINES LTD	0	0	0.161	0	0	0.161	0	0	0.161	0
BIG ROCK BREWERY INCOME T	0	0	0	0	0	0	0	0	0	0
BOMBARDIER INC -CL B	0	0.045	0	0.045	0	0	0.045	0	0	0.045
CAE INC	0	0	0.025	0	0	0.03	0	0	0.03	0
CANADA BREAD LTD	0	0	0.06	0	0	0.06	0	0	0.06	0
CANADIAN NATIONAL RAILWAY	0	0	0.13	0	0	0.13	0	0	0.13	0
CANADIAN PACIFIC RAILWAY LT	0	0	0.14	0	0.14	0	0	0	0.127	0
CANADIAN TIRE CORP -CL A	0.1	0	0	0.1	0	0	0.1	0	0	0.1
CANWEST GLOBAL COM -NVTG	0	0	0	0	0	0	0	0	0	0
CHAI NA TA CORP	0	0	0	0	0	0	0	0	0	0
CHUM LTD -CL B	0	0.01	0	0	0.08	0	0	0.01	0	0
CINRAM INTERNATIONAL INC	0	0	0.02	0	0	0.02	0	0	0.02	0
CLEARLY CDN BEVERAGE CP	0	0	0	0	0	0	0	0	0	0
COGECO INC -SUB VTG	0.052	0	0	0.052	0	0	0.052	0	0	0.052
CONSOLIDATED MERCANTILE II	0	0	0	0	0	0	0	0	0	0
CORBY (H.) DISTILLERY -CL A	0.5	0	0	0.5	0	0	0.5	0	0	0.5
COTT CORP QUE	0	0	0	0	0	0	0	0	0	0
DOVER INDUSTRIES LTD	0	0.15	0	0.15	0	0	0.15	0	0	0
ELECTROHOME LTD -CL Y	0	0	0	0	0	0	0	0	0	0
EMPIRE CO LTD -CL A	0.045	0	0	0.045	0	0	0.056	0	0	0.056
FINNING INTERNATIONAL INC	0	0.05	0	0	0.05	0	0	0.05	0	0
FOUR SEASONS HOTELS -LTD \	0	0	0.055	0	0	0	0	0	0.055	0
FPI LTD	0	0.045	0	0	0.045	0	0	0.045	0	0
GENDIS INC -CL A	0	0	0	0	0	0	0	0	0	0
GLENTEL INC	0	0	0	0	0	0	0	0	0	0
GSW INC -CL B	0	0	0	0.2	0	0	0	0	0	0
HEROUX-DEVTEK INC	0	0	0	0	0	0	0	0	0	0
HUDSONS BAY CO	0.09	0	0	0.09	0	0	0.09	0	0	0.09
INTRAWEST CORP	0	0	0	0.08	0	0	0	0	0	0.08
JEAN COUTU GROUP	0	0.02	0	0	0.02	0	0	0.025	0	0

Company Name	Div per Share-Exdate Mnthly[Apr 01]	Div per Share-Exdate Mnthly[May01]	Div per Share-Exdate Mnthly[Jun01]	Div per Share-Exdate Mnthly[Jul 01]	Div per Share-Exdate Mnthly[Aug01]	Div per Share-Exdate Mnthly[Sep01]	Div per Share-Exdate Mnthly[Oct 01]	Div per Share-Exdate Mnthly[Nov01]	Div per Share-Exdate Mnthly[Dec01]	Div per Share-Exdate Mnthly[Jan02]
LEADING BRANDS INC	0	0	0	0	0	0	0	0	0	0
LEONS FURNITURE LTD	0	0	0.1	0	0	0.1	0	0	0.1	0
LINAMAR CORP	0	0.04	0	0	0.04	0	0	0.04	0	0
LOBLAW COS LTD	0	0	0.1	0	0	0.1	0	0	0.1	0
MAGNA INTERNATIONAL -CL A	0	0.523	0	0	0.525	0	0	0.539	0	0
MAPLE LEAF FOODS INC	0	0	0.04	0	0	0.04	0	0	0.04	0
MASONITE INTERNATIONAL CO	0	0	0	0	0	0	0	0	0	0
MCGRAW-HILL RYERSON LTD	0	0.135	0	0.135	0	0	0.135	0	0	0.135
METRO INC -CL A	0	0.045	0	0	0.045	0	0	0.045	0	0
MOLSON INC -CL A	0	0	0.09	0	0	0.09	0	0	0.1	0
NEWFOUNDLAND CAP CORP -(	0	0	0	0	0	0	0	0	0	0
NORTH WEST CO FUND	0	0.36	0	0	0.36	0	0	0.375	0	0
NORTHSTAR AEROSPACE INC	0	0	0	0	0	0	0	0	0	0
QUEBECOR INC -CL B	0	0.13	0	0	0.13	0	0	0	0	0
QUEBECOR WORLD INC -SUB \	0	0.186	0	0	0.183	0	0	0.191	0	0
REITMANS (CANADA) -CL A	0.05	0	0	0.05	0	0	0.05	0	0	0.05
ROTHMANS INC	0	0.3	0	0	0.3	0	0	0.3	0	0
RUSSEL METALS INC	0	0.05	0	0	0.05	0	0	0.05	0	0
SEARS CANADA INC	0	0.06	0	0	0.06	0	0	0.06	0	0
SENVEST CAP INC	0	0	0	0.15	0	0	0	0	0	0
SHAW COMMUNICATN INC -CL	0.025	0	0	0	0	0	0.025	0	0	0
SNC-LAVALIN GROUP INC	0	0.07	0	0	0.07	0	0	0.07	0	0
SODISCO-HOWDEN GR LTD	0	0	0	0	0	0	0	0	0	0
SUNOPTA INC	0	0	0	0	0	0	0	0	0	0
THOMSON CORP	0	0.27	0	0	0.271	0	0	0.279	0	0
TOROMONT INDUSTRIES LTD	0	0	0.043	0	0	0.043	0	0	0.043	0
TORSTAR CORP -CL B	0	0	0.145	0	0	0.145	0	0	0.145	0
TRANSCONTINENTAL INC -CL A	0.025	0	0	0.025	0	0	0.025	0	0	0.025
TVA GROUP INC -CL B	0.05	0	0	0.05	0	0	0.05	0	0	0.05
VINCOR INTL INC	0	0	0	0	0	0	0	0	0	0
WAJAX LTD	0	0	0	0	0	0	0	0	0	0

Company Name	Div per Share-Exdate Mnthly[Apr01]	Div per Share-Exdate Mnthly[May01]	Div per Share-Exdate Mnthly[Jun01]	Div per Share-Exdate Mnthly[Jul01]	Div per Share-Exdate Mnthly[Aug01]	Div per Share-Exdate Mnthly[Sep01]	Div per Share-Exdate Mnthly[Oct01]	Div per Share-Exdate Mnthly[Nov01]	Div per Share-Exdate Mnthly[Dec01]	Div per Share-Exdate Mnthly[Jan02]
WESTON (GEORGE) LTD	0	0	0.2	0	0	0.2	0	0	0.2	0
ZENON ENVIRONMENTAL INC	0	0	0	0	0	0	0	0	0	0

Company Name	Div per Share-Exdate Mnthly[Feb02]	Div per Share-Exdate Mnthly[Mar02]	Div per Share-Exdate Mnthly[Apr02]	Div per Share-Exdate Mnthly[May02]	Div per Share-Exdate Mnthly[Jun02]	Div per Share-Exdate Mnthly[Jul02]	Div per Share-Exdate Mnthly[Aug02]	Div per Share-Exdate Mnthly[Sep02]	Div per Share-Exdate Mnthly[Oct02]	Div per Share-Exdate Mnthly[Nov02]
ALGOMA CENTRAL CORP	0.25	0	0	0.25	0	0	0.25	0	0	0.25
ANDRES WINES LTD	0	0.161	0	0	0.161	0	0	0.161	0	0
BIG ROCK BREWERY INCOME T	0	0	0	0	0	0	0	0	0	0
BOMBARDIER INC -CL B	0	0	0	0.045	0	0.045	0	0	0.045	0
CAE INC	0	0.03	0	0	0.03	0	0	0.03	0	0
CANADA BREAD LTD	0	0.06	0	0	0.06	0	0	0.06	0	0
CANADIAN NATIONAL RAILWAY	0	0.143	0	0	0.143	0	0	0.143	0	0
CANADIAN PACIFIC RAILWAY LT	0	0.127	0	0	0.127	0	0	0.127	0	0
CANADIAN TIRE CORP -CL A	0	0	0.1	0	0	0.1	0	0	0.1	0
CANWEST GLOBAL COM -NVTG	0	0	0	0	0	0	0	0	0	0
CHAI NA TA CORP	0	0	0	0	0	0	0	0	0	0
CHUM LTD -CL B	0.01	0	0	0.01	0	0	0.08	0	0	0.01
CINRAM INTERNATIONAL INC	0	0.02	0	0	0.02	0	0	0.02	0	0
CLEARLY CDN BEVERAGE CP	0	0	0	0	0	0	0	0	0	0
COGECO INC -SUB VTG	0	0	0.052	0	0	0.052	0	0	0.052	0
CONSOLIDATED MERCANTILE II	0	0	0	0	0	0	0	0	0	0
CORBY (H.) DISTILLERY -CL A	0	0	0.5	0	0	0.5	0	0	0.5	0
COTT CORP QUE	0	0	0	0	0	0	0	0	0	0
DOVER INDUSTRIES LTD	0.15	0	0	0.2	0	0.15	0	0	0.15	0
ELECTROHOME LTD -CL Y	0	0	0	0	0	0	0	0	0	0
EMPIRE CO LTD -CL A	0	0	0.056	0	0	0.083	0	0	0.083	0
FINNING INTERNATIONAL INC	0	0.07	0	0.07	0	0	0.08	0	0	0.08
FOUR SEASONS HOTELS -LTD \	0	0	0	0	0.055	0	0	0	0	0
FPI LTD	0	0.045	0	0.045	0	0	0.045	0	0	0.045
GENDIS INC -CL A	0	0	0	0	0	0	0	0	0	0
GLENTEL INC	0	0	0	0	0	0	0	0	0	0
GSW INC -CL B	0	0	0	0	0	4	0	0	0	0
HEROUX-DEVTEK INC	0	0	0	0	0	0	0	0	0	0
HUDSONS BAY CO	0	0	0.09	0	0	0.09	0	0	0.09	0
INTRAWEST CORP	0	0	0	0	0	0.08	0	0	0	0
JEAN COUTU GROUP	0.025	0	0	0.025	0	0	0.03	0	0	0.03

Company Name	Div per Share-Exdate Mnthly[Feb02]	Div per Share-Exdate Mnthly[Mar02]	Div per Share-Exdate Mnthly[Apr02]	Div per Share-Exdate Mnthly[May02]	Div per Share-Exdate Mnthly[Jun02]	Div per Share-Exdate Mnthly[Jul02]	Div per Share-Exdate Mnthly[Aug02]	Div per Share-Exdate Mnthly[Sep02]	Div per Share-Exdate Mnthly[Oct02]	Div per Share-Exdate Mnthly[Nov02]
LEADING BRANDS INC	0	0	0	0	0	0	0	0	0	0
LEONS FURNITURE LTD	0	0.62	0	0	0.12	0	0	0.12	0	0
LINAMAR CORP	0.04	0	0	0.04	0	0	0.04	0	0	0.04
LOBLAW COS LTD	0	0.12	0	0	0.12	0	0	0.12	0	0
MAGNA INTERNATIONAL -CL A	0.547	0	0	0.521	0	0	0.53	0	0	0.535
MAPLE LEAF FOODS INC	0	0.04	0	0	0.04	0	0	0.04	0	0
MASONITE INTERNATIONAL CO	0	0	0	0	0	0	0	0	0	0
MCGRAW-HILL RYERSON LTD	0	0	0.15	0	0	0	0.15	0	0	0.15
METRO INC -CL A	0.055	0	0	0.055	0	0	0.055	0	0	0.055
MOLSON INC -CL A	0	0.1	0	0	0.1	0	0	0.1	0	0
NEWFOUNDLAND CAP CORP -(	0	0	0	0	0	0	0	0	0	0
NORTH WEST CO FUND	0.375	0	0	0.375	0	0	0.375	0	0	0.435
NORTHSTAR AEROSPACE INC	0	0	0	0	0	0	0	0	0	0
QUEBECOR INC -CL B	0	0	0	0	0	0	0	0	0	0
QUEBECOR WORLD INC -SUB \	0.191	0	0	0.187	0	0	0.188	0	0	0.205
REITMANS (CANADA) -CL A	0	0	0.05	0	0	0.05	0	0	0.05	0
ROTHMANS INC	0	0.375	0	0.375	0	0	0.375	0	0	5.375
RUSSEL METALS INC	0	0	0	0.05	0	0	0.06	0	0	0.06
SEARS CANADA INC	0.06	0	0	0.06	0	0	0.06	0	0	0.06
SENVEST CAP INC	0	0	0	0	0	0.15	0	0	0	0
SHAW COMMUNICATN INC -CL	0	0	0.025	0	0	0	0	0	0.025	0
SNC-LAVALIN GROUP INC	0	0.08	0	0.09	0	0	0.09	0	0	0.09
SODISCO-HOWDEN GR LTD	0	0	0	0	0	0	0	0	0	0
SUNOPTA INC	0	0	0	0	0	0	0	0	0	0
THOMSON CORP	0.278	0	0	0.269	0	0	0.274	0	0	0.285
TOROMONT INDUSTRIES LTD	0	0.045	0	0	0.045	0	0	0.045	0	0
TORSTAR CORP -CL B	0	0.145	0	0	0.145	0	0	0.145	0	0
TRANSCONTINENTAL INC -CL A	0	0	0.025	0	0.035	0	0	0	0.035	0
TVA GROUP INC -CL B	0	0	0	0.05	0	0	0.05	0	0	0.05
VINCOR INTL INC	0	0	0	0	0	0	0	0	0	0
WAJAX LTD	0	0	0	0	0	0	0	0	0	0

Company Name	Div per Share-Exdate Mnthly[Feb02]	Div per Share-Exdate Mnthly[Mar02]	Div per Share-Exdate Mnthly[Apr02]	Div per Share-Exdate Mnthly[May02]	Div per Share-Exdate Mnthly[Jun02]	Div per Share-Exdate Mnthly[Jul02]	Div per Share-Exdate Mnthly[Aug02]	Div per Share-Exdate Mnthly[Sep02]	Div per Share-Exdate Mnthly[Oct02]	Div per Share-Exdate Mnthly[Nov02]
WESTON (GEORGE) LTD	0	0.24	0	0	0.24	0	0	0.24	0	0
ZENON ENVIRONMENTAL INC	0	0	0	0	0	0	0	0	0	0

Company Name	Div per Share-Exdate Mnthly[Dec02]	Div per Share-Exdate Mnthly[Jan03]	Div per Share-Exdate Mnthly[Feb03]	Div per Share-Exdate Mnthly[Mar03]	Div per Share-Exdate Mnthly[Apr03]	Div per Share-Exdate Mnthly[May03]	Div per Share-Exdate Mnthly[Jun03]	Div per Share-Exdate Mnthly[Jul03]	Div per Share-Exdate Mnthly[Aug03]	Div per Share-Exdate Mnthly[Sep03]
ALGOMA CENTRAL CORP	0	0	0.25	0	0	0.25	0	0	0.25	0
ANDRES WINES LTD	0.161	0	0	0.161	0	0	0.161	0	0	0.161
BIG ROCK BREWERY INCOME T	0	0	0.06	0.06	0.06	0.06	0.06	0.06	0.06	0.06
BOMBARDIER INC -CL B	0	0.045	0	0	0	0.023	0	0.023	0	0
CAE INC	0.03	0	0	0.03	0	0	0.03	0	0	0.03
CANADA BREAD LTD	0.06	0	0	0.06	0	0	0.06	0	0	0.06
CANADIAN NATIONAL RAILWAY	0.143	0	0	0.167	0	0	0.167	0	0	0.167
CANADIAN PACIFIC RAILWAY LT	0.127	0	0	0.127	0	0	0.127	0	0	0.127
CANADIAN TIRE CORP -CL A	0	0.1	0	0	0.1	0	0	0.1	0	0
CANWEST GLOBAL COM -NVTG	0	0	0	0	0	0	0	0	0	0
CHAI NA TA CORP	0	0	0	0	0	0	0	0	0	0
CHUM LTD -CL B	0	0	0.01	0	0	0.01	0	0	0.08	0
CINRAM INTERNATIONAL INC	0.02	0	0	0.03	0	0	0.03	0	0	0.03
CLEARLY CDN BEVERAGE CP	0	0	0	0	0	0	0	0	0	0
COGECO INC -SUB VTG	0	0.052	0	0	0.052	0	0	0.052	0	0
CONSOLIDATED MERCANTILE II	0	0	0	0	0	0	0	0	0	0
CORBY (H.) DISTILLERY -CL A	0	0.5	0	0	0.5	0	0	0.5	0	0
COTT CORP QUE	0	0	0	0	0	0	0	0	0	0
DOVER INDUSTRIES LTD	0	0	0.15	0	0	0.15	0	0.15	0	0
ELECTROHOME LTD -CL Y	0	0	0	0	0	0	0	0	0	0
EMPIRE CO LTD -CL A	0	0.083	0	0	0.083	0	0	0.1	0	0
FINNING INTERNATIONAL INC	0	0	0.09	0	0	0.09	0	0.09	0	0
FOUR SEASONS HOTELS -LTD \	0.055	0	0	0	0	0	0.055	0	0	0
FPI LTD	0	0	0	0.05	0	0.05	0	0	0.05	0
GENDIS INC -CL A	0	0	0	0	0	0	0	0	0	0
GLENTEL INC	0	0	0	0	0	0	0	0	0	0
GSW INC -CL B	0	0	0	0	0	0	0	0.2	0	0
HEROUX-DEVTEK INC	0	0	0	0	0	0	0	0	0	0
HUDSONS BAY CO	0	0.09	0	0	0.09	0	0	0.09	0	0
INTRAWEST CORP	0	0.08	0	0	0	0	0	0.08	0	0
JEAN COUTU GROUP	0	0	0.03	0	0	0.03	0	0	0.03	0

Company Name	Div per Share-Exdate Mnthly[Dec02]	Div per Share-Exdate Mnthly[Jan03]	Div per Share-Exdate Mnthly[Feb03]	Div per Share-Exdate Mnthly[Mar03]	Div per Share-Exdate Mnthly[Apr03]	Div per Share-Exdate Mnthly[May03]	Div per Share-Exdate Mnthly[Jun03]	Div per Share-Exdate Mnthly[Jul03]	Div per Share-Exdate Mnthly[Aug03]	Div per Share-Exdate Mnthly[Sep03]
LEADING BRANDS INC	0	0	0	0	0	0	0	0	0	0
LEONS FURNITURE LTD	0.12	0	0.12	0	0	0	0.12	0	0	0.12
LINAMAR CORP	0	0	0	0.04	0	0.04	0	0	0.04	0
LOBLAW COS LTD	0.12	0	0	0.15	0	0	0.15	0	0	0.15
MAGNA INTERNATIONAL -CL A	0	0	0	0.5	0	0.47	0	0	0.477	0
MAPLE LEAF FOODS INC	0.04	0	0	0.04	0	0	0.04	0	0	0.04
MASONITE INTERNATIONAL CO	0	0	0	0	0	0	0	0	0	0
MCGRAW-HILL RYERSON LTD	0	0	0	0.15	0	0.15	0	0	0.165	0
METRO INC -CL A	0	0	0.07	0	0	0.07	0	0	0.07	0
MOLSON INC -CL A	0.11	0	0	0.11	0	0	0.14	0	0	0.14
NEWFOUNDLAND CAP CORP -(	0	0	0	0	0	0	0	0	0	0
NORTH WEST CO FUND	0	0.39	0	0	0	0.39	0	0	0.39	0
NORTHSTAR AEROSPACE INC	0	0	0	0	0	0	0	0	0	0
QUEBECOR INC -CL B	0	0	0	0	0	0	0	0	0	0
QUEBECOR WORLD INC -SUB \	0	0	0.199	0	0	0.179	0	0	0.179	0
REITMANS (CANADA) -CL A	0	0.05	0	0	0.05	0	0	0.05	0	0
ROTHMANS INC	0	0	0.375	0	0	0.375	0	0	0.375	0
RUSSEL METALS INC	0	0	0.07	0	0	0.07	0	0	0.07	0
SEARS CANADA INC	0	0	0.06	0	0	0.06	0	0	0.06	0
SENVEST CAP INC	0	0	0	0	0	0	0	0.15	0	0
SHAW COMMUNICATN INC -CL	0	0	0	0	0.025	0	0	0	0	0.03
SNC-LAVALIN GROUP INC	0	0	0	0.1	0	0.1	0	0	0.1	0
SODISCO-HOWDEN GR LTD	0	0	0	0	0	0	0	0	0	0
SUNOPTA INC	0	0	0	0	0	0	0	0	0	0
THOMSON CORP	0	0	0.922	0	0	0.243	0	0	0.252	0
TOROMONT INDUSTRIES LTD	0.045	0	0	0.05	0	0	0.05	0	0	0.055
TORSTAR CORP -CL B	0.145	0	0	0.16	0	0	0.16	0	0	0.16
TRANSCONTINENTAL INC -CL A	0	0.035	0	0.035	0	0	0	0.035	0	0
TVA GROUP INC -CL B	0	0	0.05	0	0	0.05	0	0	0.05	0
VINCOR INTL INC	0	0	0	0	0	0	0	0	0	0
WAJAX LTD	0	0	0	0	0	0	0	0	0	0

Company Name	Div per Share-Exdate Mnthly[Dec02]	Div per Share-Exdate Mnthly[Jan03]	Div per Share-Exdate Mnthly[Feb03]	Div per Share-Exdate Mnthly[Mar03]	Div per Share-Exdate Mnthly[Apr03]	Div per Share-Exdate Mnthly[May03]	Div per Share-Exdate Mnthly[Jun03]	Div per Share-Exdate Mnthly[Jul03]	Div per Share-Exdate Mnthly[Aug03]	Div per Share-Exdate Mnthly[Sep03]
WESTON (GEORGE) LTD	0.24	0	0	0.3	0	0	0.3	0	0	0.3
ZENON ENVIRONMENTAL INC	0	0	0	0	0	0	0	0	0	0

Company Name	Div per Share-Exdate Mnthly[Oct 03]	Div per Share-Exdate Mnthly[Nov03]	Div per Share-Exdate Mnthly[Dec03]	1993	1994	1995	1996	1997	1998
ALGOMA CENTRAL CORP	0	0.25	0	0.00	0.00	0.60	0.80	1.00	1.00
ANDRES WINES LTD	0	0	0.161	2.90	0.60	0.60	0.60	0.63	0.64
BIG ROCK BREWERY INCOME T	0.06	0.06	0.06	0.00	0.00	0.00	0.00	0.00	0.00
BOMBARDIER INC -CL B	0.023	0	0	0.03	0.04	0.05	0.05	0.07	0.09
CAE INC	0	0	0.03	0.08	0.08	0.08	0.08	0.08	0.08
CANADA BREAD LTD	0	0	0.06	0.24	0.24	0.24	0.24	0.24	0.24
CANADIAN NATIONAL RAILWAY	0	0	0.167	0.00	0.00	0.00	0.27	0.31	0.35
CANADIAN PACIFIC RAILWAY LT	0	0	0.127	0.32	0.32	0.36	0.48	0.48	0.54
CANADIAN TIRE CORP -CL A	0.1	0	0	0.40	0.40	0.40	0.40	0.40	0.40
CANWEST GLOBAL COM -NVTG	0	0	0	0.04	0.04	0.07	0.11	0.25	0.59
CHAI NA TA CORP	0	0	0	0.00	0.00	0.00	0.00	0.00	0.00
CHUM LTD -CL B	0	0.01	0	0.09	0.09	0.09	0.09	0.11	0.11
CINRAM INTERNATIONAL INC	0	0	0.03	0.06	0.06	0.08	0.08	0.08	0.12
CLEARLY CDN BEVERAGE CP	0	0	0	0.00	0.00	0.00	0.00	0.00	0.00
COGECO INC -SUB VTG	0.052	0	0	0.09	0.10	0.12	0.13	0.17	0.20
CONSOLIDATED MERCANTILE II	0	0	0	0.00	0.00	0.00	0.00	0.00	0.00
CORBY (H.) DISTILLERY -CL A	0.5	0	0	1.12	17.62	1.24	1.24	5.32	14.35
COTT CORP QUE	0	0	0	0.06	0.09	0.10	0.03	0.08	0.10
DOVER INDUSTRIES LTD	0	0.15	0	0.56	0.58	0.60	0.60	0.60	0.60
ELECTROHOME LTD -CL Y	0	0	0	0.06	0.11	0.22	0.22	0.00	0.00
EMPIRE CO LTD -CL A	0.1	0	0	0.10	0.10	0.10	0.11	0.11	0.13
FINNING INTERNATIONAL INC	0	0.09	0	0.09	0.13	0.20	0.20	0.20	0.20
FOUR SEASONS HOTELS -LTD \	0	0	0.055	0.11	0.11	0.11	0.11	0.11	0.11
FPI LTD	0	0.05	0	0.00	0.00	0.00	0.00	0.00	0.00
GENDIS INC -CL A	0	0	0	0.54	0.54	0.54	0.32	0.12	0.12
GLENTEL INC	0	0	0	0.00	3.00	1.25	0.00	4.00	0.00
GSW INC -CL B	0	0	0	0.20	6.20	0.20	0.20	0.20	0.20
HEROUX-DEVTEK INC	0	0	0	0.00	0.00	0.00	0.00	0.00	0.00
HUDSONS BAY CO	0.09	0	0	1.00	0.69	0.92	0.77	0.72	0.72
INTRAWEST CORP	0	0	0	0.16	0.16	0.08	0.16	0.16	0.16
JEAN COUTU GROUP	0	0.03	0	0.03	0.03	0.03	0.03	0.04	0.05

Company Name	Div per Share-Exdate Mnthly[Oct 03]	Div per Share-Exdate Mnthly[Nov03]	Div per Share-Exdate Mnthly[Dec03]	1993	1994	1995	1996	1997	1998
LEADING BRANDS INC	0	0	0	0.00	0.00	0.00	0.00	0.00	0.00
LEONS FURNITURE LTD	0	0	0.14	0.16	0.15	0.20	0.70	0.22	0.71
LINAMAR CORP	0	0.04	0	0.00	0.00	0.09	0.11	0.13	0.14
LOBLAW COS LTD	0	0	0.15	0.08	0.09	0.11	0.12	0.15	0.20
MAGNA INTERNATIONAL -CL A	0	0.444	0	0.65	1.00	1.08	1.08	1.23	1.32
MAPLE LEAF FOODS INC	0	0	0.04	0.18	0.18	0.16	0.16	0.16	0.16
MASONITE INTERNATIONAL CO	0	0	0	0.00	0.00	0.00	0.00	0.00	0.00
MCGRAW-HILL RYERSON LTD	0	0.165	0	0.60	0.30	0.20	0.20	0.20	0.40
METRO INC -CL A	0	0.07	0	0.00	0.00	0.04	0.06	0.08	0.11
MOLSON INC -CL A	0	0	0.14	0.36	0.36	0.36	0.36	0.36	0.36
NEWFOUNDLAND CAP CORP -(	0	0	0.1	0.00	0.00	0.00	0.00	0.10	5.00
NORTH WEST CO FUND	0	0.39	0.34	0.36	0.40	0.40	0.40	0.50	1.00
NORTHSTAR AEROSPACE INC	0	0	0	0.25	0.14	0.00	0.00	0.00	0.00
QUEBECOR INC -CL B	0	0	0	0.20	0.24	0.33	0.40	0.40	0.44
QUEBECOR WORLD INC -SUB \	0	0.169	0	0.13	0.18	0.22	0.27	0.31	0.36
REITMANS (CANADA) -CL A	0.05	0	0	0.13	0.13	0.13	0.13	0.13	0.13
ROTHMANS INC	0	0	0.438	0.67	3.67	2.17	1.00	1.00	3.83
RUSSEL METALS INC	0	0.08	0	0.00	0.00	0.00	0.00	0.00	0.00
SEARS CANADA INC	0	0.06	0	0.24	0.24	0.24	0.24	0.24	0.24
SENVEST CAP INC	0	0	0	0.07	0.10	0.12	0.15	0.15	0.15
SHAW COMMUNICATN INC -CL	0	0	0.03	0.03	0.04	0.04	0.04	0.04	0.03
SNC-LAVALIN GROUP INC	0	0.1	0	0.06	0.09	0.13	0.15	0.20	0.20
SODISCO-HOWDEN GR LTD	0	0	0	0.00	0.00	0.00	0.00	0.00	0.00
SUNOPTA INC	0	0	0	0.00	0.00	0.00	0.00	0.00	0.00
THOMSON CORP	0	0.24	0	0.58	0.63	0.70	0.76	0.82	0.94
TOROMONT INDUSTRIES LTD	0	0	0.055	0.03	0.04	0.06	0.08	0.10	0.13
TORSTAR CORP -CL B	0	0	0.16	0.42	0.42	0.42	0.45	0.52	0.57
TRANSCONTINENTAL INC -CL A	0.035	0	0.035	0.04	0.08	0.05	0.06	0.06	0.08
TVA GROUP INC -CL B	0	0.05	0	0.00	0.00	0.00	0.00	0.00	0.00
VINCOR INTL INC	0	0	0	0.13	0.00	0.00	0.00	0.00	0.00
WAJAX LTD	0	0	0	0.00	0.00	0.00	0.00	0.00	0.00

Company Name	Div per Share-Exdate Mnthly[Oct 03]	Div per Share-Exdate Mnthly[Nov03]	Div per Share-Exdate Mnthly[Dec03]	1993	1994	1995	1996	1997	1998
WESTON (GEORGE) LTD	0	0	0.3	0.23	0.23	0.24	0.29	0.32	0.40
ZENON ENVIRONMENTAL INC	0	0	0	0.00	0.00	0.00	0.00	0.00	0.00

Company Name	1999	2000	2001	2002	2003	Screen
ALGOMA CENTRAL CORP	1.00	1.00	1.00	1.00	1.00	1
ANDRES WINES LTD	0.64	0.64	0.64	0.64	0.64	1
BIG ROCK BREWERY INCOME T	0.00	0.00	0.00	0.00	0.66	0
BOMBARDIER INC -CL B	0.11	0.13	0.17	0.18	0.11	1
CAE INC	0.09	0.10	0.11	0.12	0.12	1
CANADA BREAD LTD	0.24	0.24	0.24	0.24	0.24	1
CANADIAN NATIONAL RAILWAY	0.40	0.47	0.52	0.57	0.67	1
CANADIAN PACIFIC RAILWAY LT	0.56	0.56	0.41	0.51	0.51	1
CANADIAN TIRE CORP -CL A	0.40	0.40	0.40	0.40	0.40	1
CANWEST GLOBAL COM -NVTG	0.59	0.59	0.30	0.00	0.00	0
CHAI NA TA CORP	0.00	0.00	0.00	0.00	0.00	0
CHUM LTD -CL B	0.11	0.11	0.11	0.11	0.11	1
CINRAM INTERNATIONAL INC	0.14	0.16	0.10	0.08	0.12	1
CLEARLY CDN BEVERAGE CP	0.00	0.00	0.00	0.00	0.00	0
COGECO INC -SUB VTG	0.21	0.21	0.21	0.21	0.21	1
CONSOLIDATED MERCANTILE II	0.00	0.00	0.00	0.00	0.00	0
CORBY (H.) DISTILLERY -CL A	2.00	2.00	2.00	2.00	2.00	1
COTT CORP QUE	0.00	0.00	0.00	0.00	0.00	0
DOVER INDUSTRIES LTD	0.60	0.60	0.60	0.65	0.60	1
ELECTROHOME LTD -CL Y	0.00	0.00	0.00	0.00	0.00	0
EMPIRE CO LTD -CL A	0.14	0.15	0.19	0.28	0.37	1
FINNING INTERNATIONAL INC	0.20	0.20	0.20	0.30	0.36	1
FOUR SEASONS HOTELS -LTD \	0.11	0.11	0.11	0.11	0.11	1
FPI LTD	0.12	0.14	0.18	0.18	0.20	1
GENDIS INC -CL A	0.03	0.00	0.00	0.00	0.00	0
GLENTEL INC	0.00	0.00	0.00	0.00	0.00	0
GSW INC -CL B	0.20	0.20	0.20	4.00	0.20	1
HEROUX-DEVTEK INC	0.00	0.00	0.00	0.00	0.00	0
HUDSONS BAY CO	0.45	0.36	0.36	0.36	0.36	1
INTRAWEST CORP	0.16	0.16	0.16	0.16	0.16	1
JEAN COUTU GROUP	0.05	0.07	0.09	0.11	0.12	1

Company Name	1999	2000	2001	2002	2003	Screen
LEADING BRANDS INC	0.00	0.00	0.00	0.00	0.00	0
LEONS FURNITURE LTD	1.07	0.40	0.40	0.98	0.50	1
LINAMAR CORP	0.16	0.16	0.16	0.16	0.16	1
LOBLAW COS LTD	0.22	0.35	0.40	0.48	0.60	1
MAGNA INTERNATIONAL -CL A	1.32	1.86	2.11	2.13	1.89	1
MAPLE LEAF FOODS INC	0.16	0.16	0.16	0.16	0.16	1
MASONITE INTERNATIONAL CO	0.00	0.00	0.00	0.00	0.00	0
MCGRAW-HILL RYERSON LTD	0.50	0.54	0.54	0.59	0.63	1
METRO INC -CL A	0.13	0.15	0.18	0.22	0.28	1
MOLSON INC -CL A	0.36	0.36	0.37	0.41	0.53	1
NEWFOUNDLAND CAP CORP -(	0.10	0.00	0.00	0.00	0.10	0
NORTH WEST CO FUND	1.44	1.44	1.46	1.56	1.90	1
NORTHSTAR AEROSPACE INC	0.00	0.00	0.00	0.00	0.00	0
QUEBECOR INC -CL B	0.48	0.51	0.39	0.00	0.00	0
QUEBECOR WORLD INC -SUB \	0.41	0.49	0.71	0.77	0.73	1
REITMANS (CANADA) -CL A	0.15	0.19	0.20	0.20	0.20	1
ROTHMANS INC	1.00	1.05	1.20	6.50	1.56	1
RUSSEL METALS INC	0.00	0.11	0.20	0.17	0.29	0
SEARS CANADA INC	0.24	0.24	0.24	0.24	0.24	1
SENVEST CAP INC	0.15	0.15	0.15	0.15	0.15	1
SHAW COMMUNICATN INC -CL	0.04	0.05	0.05	0.05	0.09	1
SNC-LAVALIN GROUP INC	0.24	0.24	0.28	0.35	0.40	1
SODISCO-HOWDEN GR LTD	0.00	0.00	0.00	0.00	0.00	0
SUNOPTA INC	0.00	0.00	0.00	0.00	0.00	0
THOMSON CORP	0.97	1.03	1.09	1.11	1.66	1
TOROMONT INDUSTRIES LTD	0.14	0.16	0.17	0.18	0.21	1
TORSTAR CORP -CL B	0.58	0.58	0.58	0.58	0.64	1
TRANSCONTINENTAL INC -CL A	0.08	0.10	0.10	0.12	0.18	1
TVA GROUP INC -CL B	0.15	0.20	0.20	0.20	0.20	1
VINCOR INTL INC	0.00	0.00	0.00	0.00	0.00	0
WAJAX LTD	0.00	0.00	0.00	0.00	0.00	0

Company Name	1999	2000	2001	2002	2003	Screen
WESTON (GEORGE) LTD	0.44	0.70	0.80	0.96	1.20	1
ZENON ENVIRONMENTAL INC	0.00	0.00	0.00	0.00	0.00	0
						43

Company Name	Ticker Symbol	Price-Close Mnthly[Dec98]	Price-Close Mnthly[Jan99]	Price-Close Mnthly[Feb99]	Price-Close Mnthly[Mar99]	Price-Close Mnthly[Apr99]	Price-Close Mnthly[May99]	Price-Close Mnthly[Jun99]	Price-Close Mnthly[Jul99]	Price-Close Mnthly[Aug99]
ALGOMA CENTRAL CORP	ALC.	45.5	52	50.75	49.75	43	46.5	39.5	38.5	35
ANDRES WINES LTD	ADW.NV.A	18	16.5	16.1	14.5	13.1	12.85	13.9	15.7	15.3
BIG ROCK BREWERY INCO	BR.U	3.5	3.6	3.25	3.25	4.85	5	5	4.5	5.15
BOMBARDIER INC -CL B	BBD.SV.B	11	11.25	11.075	9.925	11.3	11.5	11.25	10.925	11.625
CAE INC	CAE.	4.075	4.125	4.325	4.1	4.625	4.3	4.4	4.65	4.45
CANADA BREAD LTD	CBY	21	18.7	19.75	19	16.3	16	15.7	15.3	16
CANADIAN NATIONAL RAIL	CNR.	26.583	26.7	24.267	28.033	30.667	31.667	32.967	33.75	31.617
CANADIAN PACIFIC RAILW	CP.	28.75	31.5	27.9	29.2	32.9	34	35	35.8	35.1
CANADIAN TIRE CORP -CL	CTR.NV	40.25	41.5	38.4	40.15	40	44.15	43	39.2	38.1
CANWEST GLOBAL COM -I	CGS.NV	18.669	23.311	21.237	19.607	18.669	18.767	19.804	19.261	19.459
CHAI NA TA CORP	CC.	0.95	1.05	0.9	0.95	0.8	1	1.2	1	0.9
CHUM LTD -CL B	CHM.NV.B	19	18.25	18.75	20	18	19.725	19.625	19.75	19.5
CINRAM INTERNATIONAL II	CRW.	18.6	18.5	16.2	14.2	12.55	13.25	14.3	13	13.5
CLEARLY CDN BEVERAGE	CLV.	2.975	4.463	4.1	3.05	3.75	2.65	2.5	2.3	2
COGECO INC -SUB VTG	CGO.SV	19.85	27.75	23.75	25	29.75	28.5	25	22.85	22.25
CONSOLIDATED MERCANT	CMC.	0.714	0.714	0.817	0.714	0.714	0.857	0.857	0.857	0.857
CORBY (H.) DISTILLERY -C	CDL.A.	86	85	84	81.75	80	75	79	71	70
COTT CORP QUE	BCB	5.45	4.85	4.85	3.61	5.15	4.9	5.25	5.4	5.4
DOVER INDUSTRIES LTD	DVI.	16	16.6	17.25	17.25	17.25	17.5	17.6	17.6	17.25
ELECTROHOME LTD -CL Y	ELL.NV.Y	1.75	2.9	2.7	2.15	2	2.5	2.3	2.15	1.85
EMPIRE CO LTD -CL A	EMP.NV.A	16.125	14.45	13.95	12.525	13.25	12.95	13.5	12.875	14.55
FINNING INTERNATIONAL I	FTT	10.95	9.25	9.1	11.65	12.95	12.9	13	15.3	14.85
FOUR SEASONS HOTELS -	FSH.SV	45	46.8	53.1	63.35	60.8	62	64.3	69.1	66.8
FPI LTD	FPL.	5	5.1	5	5	6.25	6.15	6.65	6.5	6.6
GENDIS INC -CL A	GDS	4.8	4.74	3.85	3.85	5.05	5	5.1	4.75	5.15
GLENTEL INC	GLN.	0.75	0.75	0.6	0.65	0.57	0.58	0.6	0.66	0.5
GSW INC -CL B	GSW.SV.B	10	12.35	12.6	12.6	13.5	14.75	16	16	15.3
HEROUX-DEVTEK INC	HRX	4	3.85	4.85	4.5	4.45	4.15	4.25	4.35	4.2
HUDSONS BAY CO	HBC.	19.35	15.7	14.6	15.95	15.9	15.4	16.5	18	19.5
INTRAWEST CORP	ITW.	25.85	24	22.9	25.7	25.25	23.5	22.6	22.75	23.8
JEAN COUTU GROUP	PJC.SV.A	8.15	8.475	9.038	8	7.875	8.25	7.8	8.375	7.475
LEADING BRANDS INC	9008B	@NA	@NA	@NA	@NA	@NA	@NA	@NA	@NA	@NA

Company Name	Ticker Symbol	Price-Close Mnthly[Dec98]	Price-Close Mnthly[Jan99]	Price-Close Mnthly[Feb99]	Price-Close Mnthly[Mar99]	Price-Close Mnthly[Apr99]	Price-Close Mnthly[May99]	Price-Close Mnthly[Jun99]	Price-Close Mnthly[Jul99]	Price-Close Mnthly[Aug99]
LEONS FURNITURE LTD	LNF	17.35	17	17.75	17.3	17.2	20	23	21.8	22
LINAMAR CORP	LNR.	26	27.5	26.8	25.5	22.8	22.5	21.75	23.05	21.8
LOBLAW COS LTD	L.	37.4	38.5	39	41.25	36.8	38.9	37.35	36.95	37
MAGNA INTERNATIONAL -(	MG.SV.A	95.4	90.25	90	87	86.75	88.85	83.35	82.5	74.1
MAPLE LEAF FOODS INC	MFI.	14.75	13	12.8	13.4	13	12.5	12.6	13.5	14.85
MASONITE INTERNATIONA	MHM.	15.2	14.8	14.75	13.2	15.5	16	16.45	16.5	13.9
MCGRAW-HILL RYERSON L	MHR.	22	23.5	23.5	24	23.5	23.5	23.9	24.1	24.25
METRO INC -CL A	MRU.SV.A	9.575	10.625	9.5	9.55	10.5	9.5	10.425	10.5	10.375
MOLSON INC -CL A	MOL.A	11	10.95	10.75	10.55	10.875	12.55	13.35	13.1	12.775
NEWFOUNDLAND CAP COI	NCC.SV.A	8	7.25	7	8	9.3	9	10.2	9.75	10
NORTH WEST CO FUND	NWF.U	15	15.5	14.75	15	14.75	15	15.5	15.4	14
NORTHSTAR AEROSPACE	NAS.	2.45	1.76	1.8	2.15	2.25	2.35	2.35	2.4	2.6
QUEBECOR INC -CL B	QBR.SV.B	32.9	32.7	33	33.25	35	34	35.8	38	37.5
QUEBECOR WORLD INC -S	IQW.SV	33.45	32.7	34.4	34.4	34	35	31.85	36.5	34.25
REITMANS (CANADA) -CL A	RET.NV.A	4.813	5.238	5.125	4.75	4.75	4.75	5.025	5.25	5.063
ROTHMANS INC	ROC.	33.333	33.667	34.167	33.667	33.167	30.833	30	27.5	28.333
RUSSEL METALS INC	RUS.	3.5	3.35	3.4	3.4	4	4	3.9	3.65	3.17
SEARS CANADA INC	SCC.	18	23.2	21.5	25.85	31.5	32.8	31.4	30.7	32.3
SENVEST CAP INC	SEC.	11.25	11	11	10.6	10.5	11.25	11.15	11.4	11.4
SHAW COMMUNICATN INC	SJR.NV.B	18.55	21.525	20.75	24.25	29.975	28.5	29.15	29	26.4
SNC-LAVALIN GROUP INC	SNC.	11.55	12.4	12	11.7	11.7	12.85	11.95	11.15	12.05
SODISCO-HOWDEN GR LTI	SOD	3.6	4.3	4.7	4.3	3.7	3.7	3.4	3.6	3.9
SUNOPTA INC	SOY	@NA	@NA	@NA	@NA	@NA	@NA	@NA	@NA	@NA
THOMSON CORP	TOC.	35.9	39	37.95	42.25	44	44.2	44.5	45.85	44.1
TOROMONT INDUSTRIES L	TIH	7.875	6.975	7.5	7.825	9.2	8.775	8.8	9.25	8.65
TORSTAR CORP -CL B	TS.NV.B	18.05	16.05	15.9	17.5	16.5	16.15	16.55	16	16
TRANSCONTINENTAL INC -	TCL.SV.A	7.525	6.95	7.1	8.25	8.25	8	8.375	9.025	9.3
TVA GROUP INC -CL B	TVA.NV.B	15	18	17	19.75	20.75	19.5	19.8	19.25	19.05
VINCOR INTL INC	VN	14	13	13.25	12.95	13.1	13.25	14.65	14.5	15
WAJAX LTD	WJX	7.9	7.3	6.55	6.5	8.7	7.2	7.95	8.25	7.2
WESTON (GEORGE) LTD	WN.	58.5	59	61	63.75	58	60.5	65	56.6	53.35
ZENON ENVIRONMENTAL I	ZEN.	13.25	13.625	15.7	20.25	18	15.5	12.5	13.3	12.5

Company Name	Price-Close Mnthly[Sep99]	Price-Close Mnthly[Oct99]	Price-Close Mnthly[Nov99]	Price-Close Mnthly[Dec99]	Price-Close Mnthly[Jan00]	Price-Close Mnthly[Feb00]	Price-Close Mnthly[Mar00]	Price-Close Mnthly[Apr00]	Price-Close Mnthly[May00]	Price-Close Mnthly[Jun00]
ALGOMA CENTRAL CORP	35	34	31	28.75	28	24.6	25	24	28	28.15
ANDRES WINES LTD	15	15	14.5	14.15	12.3	12.25	11.8	11.85	12.5	12.3
BIG ROCK BREWERY INCO	6	6	5.4	8	6.7	6.5	5.7	5.45	6	6
BOMBARDIER INC -CL B	12.175	12.975	14.6	14.825	14.65	14.55	18.225	19.9	19.575	20.1
CAE INC	4.1	4.125	4.55	4.95	5.125	7.15	6.675	6.95	6.5	7.5
CANADA BREAD LTD	15	13.5	16.45	15.8	11.95	10.5	9.75	10.05	9.9	9.7
CANADIAN NATIONAL RAIL	29.733	29.767	29.067	25.467	23.467	22.567	25.5	27.567	27.167	28.733
CANADIAN PACIFIC RAILW	33.6	34.5	31.9	31.05	31	27.9	32.4	34.45	35.5	38.4
CANADIAN TIRE CORP -CL	35.4	35.1	33.35	34.4	27.5	19.65	19	20.35	22.25	22.3
CANWEST GLOBAL COM -I	18.175	16.841	15.063	16.298	15.952	21.681	15.804	15.903	15.804	15.903
CHAI NA TA CORP	0.75	0.65	0.35	0.31	0.2	0.33	0.45	0.55	0.55	0.74
CHUM LTD -CL B	19.25	19.1	18.375	17.5	17.5	20.5	19.75	20.5	21	20.875
CINRAM INTERNATIONAL II	12.2	11.5	9.2	11.75	8.75	8.25	7.55	8	8.15	9.4
CLEARLY CDN BEVERAGE	1.5	1.55	1.45	1.5	1.56	1.5	2.15	1.8	1.75	1.8
COGECO INC -SUB VTG	21	21.75	23.5	27.95	30	44.25	42	34.5	32.75	34.75
CONSOLIDATED MERCANT	0.857	0.857	0.714	0.857	0.926	1.326	1	1	1.143	1
CORBY (H.) DISTILLERY -C	69.25	72	77.8	75	77.5	75	72	68	61.5	56.5
COTT CORP QUE	6.3	6.35	7.7	7.7	8.8	9.05	7.7	7.7	8.5	8.9
DOVER INDUSTRIES LTD	17	16.5	14.75	14	13.8	13.2	16	15	16	16
ELECTROHOME LTD -CL Y	1.65	1.5	1.6	1.5	1.95	2.45	3.9	3.4	3	3.15
EMPIRE CO LTD -CL A	13.95	14.6	13.525	14.375	14	16.4	15.5	16.05	17	17.2
FINNING INTERNATIONAL I	14.3	13.6	13.5	13.5	12.45	11.75	11.65	12	13.2	12.5
FOUR SEASONS HOTELS -	53.5	61	72.7	76.8	71	70	65	81.75	88.9	92.7
FPI LTD	6.25	6.75	8.7	7.75	8.7	9.9	9.9	9	9	8.75
GENDIS INC -CL A	4.75	4.65	4.45	4.75	4.25	4.25	4.95	4.3	6.2	6.2
GLENTEL INC	0.45	0.41	0.41	2.96	2	5.2	4.8	4.4	3.1	3
GSW INC -CL B	16.5	16	16.9	19.5	17.5	15.5	16.5	16	15	13
HEROUX-DEVTEK INC	4	3.8	3.6	4.3	3.95	3.9	4.55	4.25	3.6	3.85
HUDSONS BAY CO	19.2	20	17.8	17.2	14.8	13.75	15.9	17.6	18.6	15.7
INTRAWEST CORP	24.2	23.4	23.75	25	19.75	19.85	24.85	23	27.3	28.2
JEAN COUTU GROUP	7.375	7.938	8.25	8.25	7.625	7.463	6.813	7.313	7.5	8.65
LEADING BRANDS INC	@NA	@NA	@NA	@NA	@NA	@NA	@NA	@NA	@NA	@NA

Company Name	Price-Close Mnthly[Sep99]	Price-Close Mnthly[Oct99]	Price-Close Mnthly[Nov99]	Price-Close Mnthly[Dec99]	Price-Close Mnthly[Jan00]	Price-Close Mnthly[Feb00]	Price-Close Mnthly[Mar00]	Price-Close Mnthly[Apr00]	Price-Close Mnthly[May00]	Price-Close Mnthly[Jun00]
LEONS FURNITURE LTD	21.5	21.5	22.5	24.7	21	21.95	20.75	22	20.75	19.6
LINAMAR CORP	18.7	11	13.25	13.75	11.85	10.7	10.95	11.95	13.95	13.25
LOBLAW COS LTD	36.65	34.3	34.5	35.25	32.35	34.25	35.8	39.7	44	42.4
MAGNA INTERNATIONAL -(	72.6	66.85	63.65	61.5	60.25	58.5	56.25	68.9	72.25	69.55
MAPLE LEAF FOODS INC	14.75	14	14.75	14	13	13.1	10.25	11.05	10	10.25
MASONITE INTERNATIONA	15.25	14	11.8	13	11.5	10.5	10.85	13.2	12.25	13.55
MCGRAW-HILL RYERSON L	22.25	23	23.5	22.75	20	20	22	21.75	23	23.45
METRO INC -CL A	9.825	8.575	7.775	9.4	8.5	9.175	8.675	8.9	8.775	9.175
MOLSON INC -CL A	12.675	13.75	13.125	13.375	12.375	12.175	11.65	12.2	13	14.475
NEWFOUNDLAND CAP COF	10	9.5	9.75	10	9.25	10	9.75	9.25	8.75	9
NORTH WEST CO FUND	13.5	13.3	13.25	12.75	12	11.5	11.1	11	11.7	11.6
NORTHSTAR AEROSPACE	2.32	2.15	2	2.2	2.05	2.2	2.01	2.3	2	2
QUEBECOR INC -CL B	35.5	35.1	34.25	38.5	49.5	52.9	38	44.5	41.3	43
QUEBECOR WORLD INC -S	33.65	34.05	32.45	32.25	29.95	28.35	26.6	33.6	35.25	35.55
REITMANS (CANADA) -CL A	5.625	5.213	5.5	5.125	5.113	4.625	4.2	4.5	4.762	4.563
ROTHMANS INC	28.333	28.333	26	26.667	17.167	16.25	14.15	15	17.2	18.25
RUSSEL METALS INC	3.3	3.25	3.05	3.84	3.5	4.04	4	4.1	4.2	4.15
SEARS CANADA INC	35.15	32.5	35.5	40	40.1	39.2	34.05	36	34	34.25
SENVEST CAP INC	11.4	11.4	12.25	12.15	13.45	14.2	15.25	15.25	18.5	18.5
SHAW COMMUNICATN INC	20.2	22.375	23.75	23.825	29.7	38	39	34.65	34.3	36.5
SNC-LAVALIN GROUP INC	11.3	11.1	11	10.95	11.1	12.15	12.05	12.55	14	12
SODISCO-HOWDEN GR LTI	3.4	3.4	2.9	3.1	2.8	3.5	3.8	3.7	3.15	2.9
SUNOPTA INC	@NA	@NA	@NA	@NA	@NA	@NA	@NA	@NA	@NA	@NA
THOMSON CORP	41.2	43	40.95	38	38.5	52	45.55	48.9	48.1	50.65
TOROMONT INDUSTRIES L	8.55	8.25	8	8.125	8	8	7.35	8.5	9.15	10
TORSTAR CORP -CL B	15.95	14.25	14.95	15.75	15.2	18	17	16.9	17.25	17
TRANSCONTINENTAL INC -	9.3	9.25	9.05	9.5	8.8	8.05	8.6	8.35	8.525	8.85
TVA GROUP INC -CL B	19	18.05	18	21	21.4	33.75	32.1	28.5	26	23.15
VINCOR INTL INC	13.8	11.8	11	10.5	9.75	9.8	12.5	12	10	10.45
WAJAX LTD	7.05	6.3	5.8	5.2	5.35	5.25	5	4.7	5	4.6
WESTON (GEORGE) LTD	54	50.5	49.5	55.25	48.1	51.45	48.9	56	63	65
ZENON ENVIRONMENTAL I	11.35	10.2	8.1	12	10.5	10.9	7.85	5.6	6	7.55

Company Name	Price-Close Mnthly[Jul 00]	Price-Close Mnthly[Aug00]	Price-Close Mnthly[Sep00]	Price-Close Mnthly[Oct 00]	Price-Close Mnthly[Nov00]	Price-Close Mnthly[Dec00]	Price-Close Mnthly[Jan01]	Price-Close Mnthly[Feb01]	Price-Close Mnthly[Mar01]	Price-Close Mnthly[Apr 01]
ALGOMA CENTRAL CORP	29.5	26	22.5	24	22.95	23.75	23	23	22.9	26
ANDRES WINES LTD	12	11.8	13.25	11.5	10.3	11	11.3	10.6	10.5	10.32
BIG ROCK BREWERY INCO	5.7	5.4	5.1	4.75	4.85	4.65	4.6	4.3	4.15	4.55
BOMBARDIER INC -CL B	22.35	24.3	26	23.95	22.3	23.15	24.54	21.94	21.8	22.15
CAE INC	8.3	9.675	9.575	9.7	10.725	12.2	10.35	12	11.875	12.575
CANADA BREAD LTD	9.75	12	10.65	11.5	10.4	10.45	11.15	11.75	12.5	12.7
CANADIAN NATIONAL RAIL	30.667	28.5	29.467	32	32.133	29.567	37.16	38.507	39.627	40.667
CANADIAN PACIFIC RAILW	38.1	40	39.1	44.25	41.2	42.75	46.25	57.4	57.35	60.1
CANADIAN TIRE CORP -CL	20.5	20.35	19.1	17.8	17.2	18.6	20.95	21.62	22.5	24
CANWEST GLOBAL COM -I	18.422	18.175	19.95	18.45	14	12	14.4	14	10.95	12.75
CHAI NA TA CORP	0.6	0.75	0.68	0.62	0.54	0.5	0.44	0.5	0.49	0.4
CHUM LTD -CL B	22.75	26.75	33.5	29	26.5	26.55	29	32.5	29.75	34.5
CINRAM INTERNATIONAL II	7.8	7.75	5.75	5.8	3.9	2.85	2.72	2.25	2.75	2.75
CLEARLY CDN BEVERAGE	1.55	1.3	1.15	1.1	0.91	1.2	1.25	1.2	1.3	1.61
COGECO INC -SUB VTG	36.5	37.95	41.75	31.85	27.5	29.6	30.95	26	23.15	25
CONSOLIDATED MERCANT	0.857	2.143	2.429	2.286	2.171	2.2	2	2.143	2.286	2.257
CORBY (H.) DISTILLERY -C	50	49.8	48	50.5	50	46.55	49	45.9	55	59.9
COTT CORP QUE	8.05	7.35	9.05	9.15	10.75	11.5	13.05	14	18	14
DOVER INDUSTRIES LTD	15.5	15.5	15.45	15	14.85	14.05	13.55	13.1	14	13.75
ELECTROHOME LTD -CL Y	3.25	3.35	3.5	3.5	3	3.25	2.95	2.75	2	2.85
EMPIRE CO LTD -CL A	16.25	16.35	17.25	17.25	15.5	16.55	15.025	14.25	16	17
FINNING INTERNATIONAL I	11.05	11.95	11.55	11.7	10.75	12.7	12.1	14	15.75	15
FOUR SEASONS HOTELS -	104.5	111.05	111.8	111.6	93.9	95.3	106	79.6	78.12	89.24
FPI LTD	9.25	9.5	9	9	9	9	9	9	9.6	11.5
GENDIS INC -CL A	7	7.6	7.9	9.2	9.2	4.8	4.4	4.21	3.9	4.1
GLENTEL INC	2.5	2.99	3.15	2.51	1.51	1.5	2.25	1.4	1.4	1.3
GSW INC -CL B	12.25	10	9.25	8.5	10	14	12.5	8.6	8.6	9.5
HEROUX-DEVTEK INC	3.65	4.86	6.75	7	6.75	6.7	7.65	7.45	7.65	8.5
HUDSONS BAY CO	15.5	15.45	15.4	13.5	13.95	14.7	16.7	17.9	16.9	17.26
INTRAWEST CORP	30.4	28.45	25	25.65	28.8	29.75	28.45	28.6	27.25	28.94
JEAN COUTU GROUP	9	9.063	9.575	9.675	11.1	11.35	10.925	12.9	12.425	12.625
LEADING BRANDS INC	@NA	@NA	@NA	@NA	@NA	@NA	@NA	@NA	@NA	@NA

Company Name	Price-Close Mnthly[Jul 00]	Price-Close Mnthly[Aug00]	Price-Close Mnthly[Sep00]	Price-Close Mnthly[Oct 00]	Price-Close Mnthly[Nov00]	Price-Close Mnthly[Dec00]	Price-Close Mnthly[Jan01]	Price-Close Mnthly[Feb01]	Price-Close Mnthly[Mar01]	Price-Close Mnthly[Apr 01]
LEONS FURNITURE LTD	19.25	19.2	19.55	20.5	19.05	19.95	20.65	19.5	20.75	21
LINAMAR CORP	13.05	14.25	15.5	14.75	11	11.25	11.2	13	13.2	14
LOBLAW COS LTD	44	42.45	44.65	52.2	54	50.5	47.3	51	49.4	53
MAGNA INTERNATIONAL -(	72.7	70.55	65.5	68.3	66.75	62.9	67.5	66.86	72.58	80.19
MAPLE LEAF FOODS INC	8.5	9.25	8.85	8.6	8.3	7.9	9.25	8.5	9	9.95
MASONITE INTERNATIONA	13.8	12.55	11.7	8.05	7.3	7.35	7.25	7.5	8.2	10
MCGRAW-HILL RYERSON L	22	18.75	17.25	17.25	19	16	18	14.6	16	19
METRO INC -CL A	9.35	8.9	9.475	10.4	10	10.3	10.625	10.6	11.495	11.4
MOLSON INC -CL A	15.675	15.6	17.125	19.225	20.975	21.5	19.75	22.75	22	21.275
NEWFOUNDLAND CAP COF	8.25	7.5	9	9.5	9.1	9.65	8.75	8.75	8.75	8.95
NORTH WEST CO FUND	11.3	10.75	10.45	10.9	10.5	11.55	13	12.75	13.7	14.75
NORTHSTAR AEROSPACE	1.9	1.9	1.5	1.65	1.1	1.3	1.2	1.4	1.1	1.28
QUEBECOR INC -CL B	39.45	39.25	35.2	31.75	28.5	25	28.6	25.1	24.3	24.7
QUEBECOR WORLD INC -S	37.25	34.2	34.1	33.4	35	37.6	36.65	34.48	34.8	37.86
REITMANS (CANADA) -CL A	4.375	4.45	4.262	4.25	4	3.813	4.062	3.95	4.125	4.375
ROTHMANS INC	16.2	18	16.95	19.65	18.9	22.1	21	22.5	23.45	22.75
RUSSEL METALS INC	3.9	3.95	3.8	3.15	3	2.9	2.7	3.15	3.05	3.5
SEARS CANADA INC	34.3	34.75	34	26.75	23.05	21.55	22.9	26.15	20	20.75
SENVEST CAP INC	19	19.5	19	19	19	19	18.7	18.5	18.75	18.25
SHAW COMMUNICATN INC	34.05	33.2	34.5	31.25	33.25	35	31.75	30	30.35	32
SNC-LAVALIN GROUP INC	10.8	13.25	13.25	14.25	14.15	13.95	14.2	15	17.34	19.55
SODISCO-HOWDEN GR LTI	2.75	2.79	2.46	2.03	2.05	1.72	2.5	2.3	2.25	2.6
SUNOPTA INC	@NA	@NA	@NA	@NA	@NA	@NA	@NA	@NA	@NA	@NA
THOMSON CORP	58	56.9	59.5	61.5	56.5	57.4	55.99	56	52.55	51.5
TOROMONT INDUSTRIES L	9.35	9.1	8.05	7.575	7.7	8.75	7.65	8.625	9.2	11.625
TORSTAR CORP -CL B	16.45	18	22	22.45	20.95	20.3	20	21.5	18.2	17.75
TRANSCONTINENTAL INC -	8.7	9	9.25	8.75	8.825	8.5	8.975	8.62	9.06	9.725
TVA GROUP INC -CL B	20.75	23.7	19	17.5	15.75	14.5	14.4	14.05	13.25	14.25
VINCOR INTL INC	9.05	10.75	9.1	10.9	10.9	12	11.75	12.15	12.4	12.75
WAJAX LTD	4.4	4.4	4.5	4.35	3.65	4	4.15	4.79	5.3	5.5
WESTON (GEORGE) LTD	66.35	68.65	76.25	75.9	86	84.1	78	86.95	88.5	90
ZENON ENVIRONMENTAL I	7.75	6.65	6	6.45	7.75	7.25	8.1	7.9	8	8.15

Company Name	Price-Close Mnthly[May01]	Price-Close Mnthly[Jun01]	Price-Close Mnthly[Jul01]	Price-Close Mnthly[Aug01]	Price-Close Mnthly[Sep01]	Price-Close Mnthly[Oct01]	Price-Close Mnthly[Nov01]	Price-Close Mnthly[Dec01]	Price-Close Mnthly[Jan02]	Price-Close Mnthly[Feb02]
ALGOMA CENTRAL CORP	27.5	29.6	27.5	30	28.5	28	28.5	28.5	30.85	40
ANDRES WINES LTD	12.5	12.5	12.99	13.1	13.05	13.75	15	16	15.7	16.94
BIG ROCK BREWERY INCO	4.55	4.6	4.9	4.95	4.5	4.5	4.25	5	4.9	5
BOMBARDIER INC -CL B	23.71	22.8	22.35	20	11.6	10.3	14	16.5	14.7	14.15
CAE INC	13.55	14.75	14.8	12.65	9.74	7.67	11.45	11.57	10.98	10.1
CANADA BREAD LTD	13.3	13.25	15.3	15.62	15	17.15	17.5	21.4	19.35	20.3
CANADIAN NATIONAL RAIL	41.113	40.947	46.667	44.927	40.113	42.4	46.833	51.133	51.767	53.827
CANADIAN PACIFIC RAILW	63.51	58.64	58.3	56.15	50.68	26.75	30.5	32.1	31.03	32.15
CANADIAN TIRE CORP -CL	23.21	25.99	25.25	26.5	24.07	23.35	26.1	25.6	25.02	25
CANWEST GLOBAL COM -I	14.95	14.71	13.26	12.67	9.74	10	10.1	11.87	11.77	11.75
CHAI NA TA CORP	0.45	0.45	0.4	0.405	0.49	0.4	0.37	0.49	0.3	0.315
CHUM LTD -CL B	32.25	31.275	34.9	33.995	29.345	28.375	30.45	31.5	31.03	30
CINRAM INTERNATIONAL II	3.83	4.25	4.15	4.25	3.79	3.39	4.2	4.6	7.12	7.1
CLEARLY CDN BEVERAGE	1.55	1.45	1.2	1.3	1.11	1.2	0.9	0.95	1.37	1.35
COGECO INC -SUB VTG	27.25	26.5	26.5	22.95	21.52	18	19.8	20.58	19.99	19.8
CONSOLIDATED MERCANT	2.143	2.143	3.571	3.571	3.714	3.714	4.286	4.286	4.571	5.657
CORBY (H.) DISTILLERY -C	59	60.05	64	64.05	64.25	65	68	67	62.25	61
COTT CORP QUE	14.75	16.68	20.04	20.55	23.65	22.15	26.65	25.5	27.07	28.8
DOVER INDUSTRIES LTD	14.5	15	14.75	15	14.75	16.74	16.1	16	16	17.25
ELECTROHOME LTD -CL Y	3.05	2.4	2.25	2.3	2.35	2.25	1.8	2	1.9	2.85
EMPIRE CO LTD -CL A	17	16.75	16.5	18	18.06	18.2	18	22.375	23.51	24
FINNING INTERNATIONAL I	17.99	16.95	19	19.69	18.3	17.7	19.14	20	22.2	23
FOUR SEASONS HOTELS -	88.48	83.97	84.52	78.18	59.09	60.92	70	74.68	69.48	80.23
FPI LTD	9.9	9.9	10.5	10.7	9.82	8.75	8.75	9.65	8.25	8
GENDIS INC -CL A	4.8	4.85	1.75	1.94	1.75	2.13	1.9	2	2	2.15
GLENTEL INC	1.35	1.16	1.03	0.85	0.75	0.65	1.05	0.91	1.3	1.6
GSW INC -CL B	8	9	9	9.1	9.1	10	10.05	9.5	9	10
HEROUX-DEVTEK INC	9.3	9.41	10.95	9.44	7.5	7.9	8.75	10	8.55	8.9
HUDSONS BAY CO	16.15	16.32	18	17.77	15.39	14.05	13.2	14.5	15	14.3
INTRAWEST CORP	29	30	29.02	29.18	21.5	22.15	25.15	27.5	25.28	25.67
JEAN COUTU GROUP	13.225	12.095	12.975	14.375	13.19	12.475	12.375	15.25	16.125	16.12
LEADING BRANDS INC	@NA	@NA	@NA	@NA	@NA	@NA	@NA	@NA	@NA	@NA

Company Name	Price-Close Mnthly[May01]	Price-Close Mnthly[Jun01]	Price-Close Mnthly[Jul01]	Price-Close Mnthly[Aug01]	Price-Close Mnthly[Sep01]	Price-Close Mnthly[Oct01]	Price-Close Mnthly[Nov01]	Price-Close Mnthly[Dec01]	Price-Close Mnthly[Jan02]	Price-Close Mnthly[Feb02]
LEONS FURNITURE LTD	23.5	23.05	22	24.3	21.25	20.55	21.5	23	24.49	28.25
LINAMAR CORP	14.63	15.45	15.25	13.9	13.77	10	11.71	13	13.5	11.3
LOBLAW COS LTD	50.1	50.39	51.75	52.4	54.05	49.1	51.75	52	52.9	57.8
MAGNA INTERNATIONAL -(	91.79	93.23	96.39	95.05	83.18	83.99	99.52	101.1	103	110.48
MAPLE LEAF FOODS INC	10.25	10.35	12.8	12.25	12.37	10.62	10.29	10.52	11.25	14
MASONITE INTERNATIONA	10.7	10.9	13.75	12.98	11.29	13.3	18.01	19.69	21.06	22.6
MCGRAW-HILL RYERSON L	18	18	17.75	20.05	19	20	19.75	18.25	19.8	26.95
METRO INC -CL A	12.95	14.5	15.4	17.25	18.06	19.3	18	17.835	20.995	20.75
MOLSON INC -CL A	24.055	24	25.025	24.975	26.87	24.5	27.01	28	27	30
NEWFOUNDLAND CAP COF	9.5	9.5	9.6	9.4	8.5	8.25	7.75	8.5	8.7	8.6
NORTH WEST CO FUND	14.75	14.8	15.2	16.5	16	16	14.85	16.23	17.2	17.9
NORTHSTAR AEROSPACE	1.7	1.65	1.45	1.6	1.13	1.59	1.35	1.7	2.06	2.2
QUEBECOR INC -CL B	26.65	25.45	25.75	22.5	19.25	14.04	17	19.35	21.5	21.46
QUEBECOR WORLD INC -S	40.4	38.21	40.75	40.2	39.6	30.73	34.1	35.88	36.85	38.25
REITMANS (CANADA) -CL A	4.563	5	5.25	5.137	4.685	4.875	5	5.625	6.375	6.875
ROTHMANS INC	23.05	24	24.8	25.4	27.07	32.65	28.95	29.85	30.12	31.79
RUSSEL METALS INC	3.35	3.5	3.78	3.78	3.3	3.45	3.5	3.6	3.7	3.75
SEARS CANADA INC	22.45	21.8	21.9	22	13.85	13.75	17.05	18.85	18.7	19.29
SENVEST CAP INC	18.25	18	17.75	17.6	17.25	17	18	17.6	17.5	17.5
SHAW COMMUNICATN INC	34.2	35.86	33.3	31.51	32	29.26	32.89	33.78	32.07	30.15
SNC-LAVALIN GROUP INC	21.5	20.15	20	21.3	23.25	23.75	26.65	28.9	27.3	28.2
SODISCO-HOWDEN GR LTI	2.45	2.05	1.85	1.51	1	1.21	1.26	1.55	1.45	1.9
SUNOPTA INC	@NA	@NA	@NA	@NA	@NA	@NA	3.18	3.28	3.85	3.5
THOMSON CORP	53	51.2	50.85	48.15	45.25	44.3	45.3	48.35	48.45	49.15
TOROMONT INDUSTRIES L	12.25	11.5	10.9	9.625	9.535	9.65	9.025	10.235	10.625	11.95
TORSTAR CORP -CL B	19.28	19.4	18.25	18.75	17.48	16.25	18.8	22.2	21.1	21
TRANSCONTINENTAL INC -	10.625	11.45	11.5	11.625	11.25	10.75	11.125	13.375	13.725	15.5
TVA GROUP INC -CL B	15.9	15.5	14.05	13.32	9.93	9.45	10.5	10.8	11.4	11.55
VINCOR INTL INC	13.4	14.2	15.15	14.65	16	17.6	17.99	23.95	21	22.78
WAJAX LTD	5.5	5	5.65	5.7	4.85	4.5	4.6	4.66	5.05	5.4
WESTON (GEORGE) LTD	87.5	88.02	96.35	100.65	103.75	98	103	103.4	99.45	106.5
ZENON ENVIRONMENTAL I	12.74	15.55	13.45	13	12.72	14.7	16.4	16.46	17.95	18.77

Company Name	Price-Close Mnthly[Mar02]	Price-Close Mnthly[Apr02]	Price-Close Mnthly[May02]	Price-Close Mnthly[Jun02]	Price-Close Mnthly[Jul02]	Price-Close Mnthly[Aug02]	Price-Close Mnthly[Sep02]	Price-Close Mnthly[Oct02]	Price-Close Mnthly[Nov02]	Price-Close Mnthly[Dec02]
ALGOMA CENTRAL CORP	40.5	44	45.25	45.1	42.5	41	41.5	42.5	41.95	45
ANDRES WINES LTD	17	17.38	17.5	17.6	17.49	17	16.07	16.65	16.8	16.7
BIG ROCK BREWERY INCO	5.5	5.8	7.55	7.94	7.65	7	7	7	6.8	7.01
BOMBARDIER INC -CL B	14.35	13.5	13.97	12.6	11.98	6.7	4.36	5.19	5.64	5.32
CAE INC	11.72	11.9	13.9	12.45	10.3	6.72	4.56	5.35	5.6	5.17
CANADA BREAD LTD	24.4	22.75	24.6	22.89	23	24.4	21.4	24.5	20.75	22.5
CANADIAN NATIONAL RAIL	53.04	49.6	50.847	53.36	50.72	45.34	39.533	44.12	42.88	43.513
CANADIAN PACIFIC RAILW	33.76	32.7	34.75	37.61	34.7	32.4	28.59	30.74	31.89	31.15
CANADIAN TIRE CORP -CL	31.34	30.95	31.3	31.21	30.1	30.11	26.87	31.7	32	32.45
CANWEST GLOBAL COM -I	12.66	11.14	11.1	8.1	6.4	6.49	4.13	5.7	6.75	6.35
CHAI NA TA CORP	0.29	0.28	0.33	0.39	0.26	0.28	0.26	0.25	0.3	0.26
CHUM LTD -CL B	30.375	29.5	28.375	24.005	25	24.5	23.5	20	18.5	21
CINRAM INTERNATIONAL II	7.95	8.13	10.25	10.35	9.75	8.35	7	7.82	10	9.89
CLEARLY CDN BEVERAGE	1.25	1.3	1.38	1.25	1	1	0.94	0.8	0.8	0.61
COGECO INC -SUB VTG	19.85	17.5	18.09	16	11.4	11	9.5	10.05	10.78	10.5
CONSOLIDATED MERCANT	5.64	6	7	7.714	8.291	10.286	8.571	8.857	10.726	11.097
CORBY (H.) DISTILLERY -C	63.1	63.75	64	68.25	61	60.16	60.5	60.25	60.5	60
COTT CORP QUE	30	31.77	29.13	28.76	26.49	25.74	24.05	28.44	27.5	28.2
DOVER INDUSTRIES LTD	18.25	19.01	19.74	19	19	18.25	18	18	17.5	16
ELECTROHOME LTD -CL Y	2.7	2.35	2.05	2.4	2.25	2.1	1.9	1.85	1.5	2
EMPIRE CO LTD -CL A	26.75	28.875	33	30.495	29.675	27.45	27.125	25	25.85	29.5
FINNING INTERNATIONAL I	25.75	25.4	28.15	24.53	25.15	26.47	24.55	24.4	24.31	25.55
FOUR SEASONS HOTELS -	84.49	78	72.19	71.04	59.41	55.27	51.15	50.96	51.49	44.4
FPI LTD	7.8	8.2	9.45	8.25	7.71	8.2	8	7.3	8	8
GENDIS INC -CL A	2.15	2.6	2.54	2.45	1.88	1.73	1.85	1.93	1.8	2
GLENTEL INC	1.65	1.3	1.1	1.01	1	0.9	0.82	0.9	0.86	1.05
GSW INC -CL B	9.95	12.75	14.52	17.5	13.75	15	17	17	17	17.4
HEROUX-DEVTEK INC	8.75	8.8	9.65	9.25	7.42	6	5.75	4.9	4.99	5.15
HUDSONS BAY CO	15.2	13.35	14.5	13.57	12.25	7.73	7.16	7.2	9.35	8.92
INTRAWEST CORP	28.26	29.17	27.67	25.41	22.47	25.67	22.33	21.15	19.7	18.36
JEAN COUTU GROUP	16.925	17.825	19.125	18.375	18.22	17.975	17.4	18.43	16.11	16.45
LEADING BRANDS INC	@NA	@NA	3.35	4.75	3.8	3.38	4.16	5.05	5.04	4.3

Company Name	Price-Close Mnthly[Mar02]	Price-Close Mnthly[Apr02]	Price-Close Mnthly[May02]	Price-Close Mnthly[Jun02]	Price-Close Mnthly[Jul02]	Price-Close Mnthly[Aug02]	Price-Close Mnthly[Sep02]	Price-Close Mnthly[Oct02]	Price-Close Mnthly[Nov02]	Price-Close Mnthly[Dec02]
LEONS FURNITURE LTD	28.75	31	33.5	32	30.15	30.11	31.45	30	32.5	30.75
LINAMAR CORP	13.02	11.9	12.5	10.82	9.74	9.27	9.05	8.99	8.76	9.25
LOBLAW COS LTD	58.25	59.75	63.06	62.51	56.5	59.84	56.28	56.55	53.75	53.51
MAGNA INTERNATIONAL -(	116.86	116.45	109.08	104.7	93.2	98.92	90.32	84.44	85.54	88.07
MAPLE LEAF FOODS INC	14.25	16.7	15.9	15.8	14.25	12.84	10.91	10.9	10.4	10.95
MASONITE INTERNATIONA	22.95	25.25	29.17	28.2	26.22	24.61	23.88	25.8	25	26.62
MCGRAW-HILL RYERSON L	25.58	27.25	28.5	32	32.5	32	32.5	32.8	32	33.25
METRO INC -CL A	21.6	19.84	21.89	19.49	17.5	19.85	17.46	17.63	17.8	17.75
MOLSON INC -CL A	34.92	36	36.75	32.95	28.94	29.65	31	29.46	32.6	33.45
NEWFOUNDLAND CAP COF	8.3	8.4	9.35	9.3	9.9	8.9	8.75	8.35	8.6	8.5
NORTH WEST CO FUND	18.26	19.35	19.9	19.84	19.7	19.68	20.06	20.35	19.81	20.8
NORTHSTAR AEROSPACE	2.15	2.9	2.7	2.57	2.02	1.82	1.55	1.81	2.37	2.85
QUEBECOR INC -CL B	23.35	21.35	23.3	19.7	18.78	17.23	15.5	17	15.23	14.09
QUEBECOR WORLD INC -S	41.7	42.99	45.35	40.7	40.85	39.8	37.3	38.53	34.71	35
REITMANS (CANADA) -CL A	7.063	8.757	9.375	10	10	10.125	12	12	12.125	10.45
ROTHMANS INC	31	32.7	31.99	29.95	31.75	32.51	33.75	32.48	28	28.93
RUSSEL METALS INC	4.28	4.6	4.9	4.95	4.9	5	4.83	5.1	5.04	5.1
SEARS CANADA INC	21	23.75	24.55	23.9	20.2	17.5	18.35	17.64	18.9	17.05
SENVEST CAP INC	17.5	17.5	17.5	17.75	16.66	16.75	16.35	16.36	16	16.25
SHAW COMMUNICATN INC	28.58	25	25.45	16.75	17.56	15	13.03	15.31	18.1	16.23
SNC-LAVALIN GROUP INC	32.75	30.5	38.25	35	37	33.1	34.19	35.95	33.99	34.05
SODISCO-HOWDEN GR LTI	1.87	1.9	1.66	1.52	1.45	1.55	1.4	1.5	1.41	1.52
SUNOPTA INC	4.17	5.25	4.76	4.09	4.15	4.32	3.5	4.85	5.25	4.9
THOMSON CORP	52.65	53.38	50	47.96	43.3	42.45	39.33	43.25	41.39	42
TOROMONT INDUSTRIES L	11.375	11.45	12.2	11.125	10.225	10.19	10.3	10.35	9.875	10.325
TORSTAR CORP -CL B	24.2	24	25	24.1	23	24.45	23.89	26	26.1	25.5
TRANSCONTINENTAL INC -	17.5	17.75	20	17.875	19.3	19.25	19.625	19.225	19.47	18.5
TVA GROUP INC -CL B	13.5	13.4	15.6	14.15	14.75	14.9	12.1	14.2	13.95	13.95
VINCOR INTL INC	25.5	25.25	28.15	26.25	26.1	25.2	23.77	24	22	23
WAJAX LTD	6	5.52	5.3	5.44	5.2	4.65	4.4	4.01	3.81	3.9
WESTON (GEORGE) LTD	115	118.75	122.85	125.5	114	114.86	105	98.16	93.9	90.25
ZENON ENVIRONMENTAL I	19.1	16.5	15.02	15.1	15.74	15.51	12.2	14.85	14.59	14.75

Company Name	Price-Close Mnthly[Jan03]	Price-Close Mnthly[Feb03]	Price-Close Mnthly[Mar03]	Price-Close Mnthly[Apr03]	Price-Close Mnthly[May03]	Price-Close Mnthly[Jun03]	Price-Close Mnthly[Jul03]	Price-Close Mnthly[Aug03]	Price-Close Mnthly[Sep03]	Price-Close Mnthly[Oct03]
ALGOMA CENTRAL CORP	42	42	42	41.1	43.5	43.75	48	48.25	51	52.81
ANDRES WINES LTD	16.74	16.95	16.5	16.9	17.95	19.5	18.9	20.1	20.65	21.05
BIG ROCK BREWERY INCO	6.75	6.75	7.45	7.25	7.8	7.75	7.9	8.35	8.5	9.3
BOMBARDIER INC -CL B	5.12	4.75	3.1	3.47	3.83	4.57	5.15	5.31	5.67	5.92
CAE INC	5.08	4.7	3.05	3.49	4.6	5.73	6.15	6.05	5.07	5.36
CANADA BREAD LTD	22.25	22.3	22.5	23.5	23.76	26.48	25.05	24.75	24.85	25.4
CANADIAN NATIONAL RAIL	41.667	42.02	41.833	46.433	45.96	43.387	48.767	49.453	46.52	52.833
CANADIAN PACIFIC RAILW	30.4	31.19	31.19	33.3	32.54	30.31	34.17	33.9	31.99	36.95
CANADIAN TIRE CORP -CL	29.4	29.9	28.7	31	34.85	32.5	33.65	35	36.2	40.84
CANWEST GLOBAL COM -I	7.34	6.24	6.2	8.16	8.19	8.87	8.9	10.5	11.19	12.4
CHAI NA TA CORP	0.32	0.44	0.48	0.65	0.85	0.8	0.7	0.8	0.75	0.75
CHUM LTD -CL B	23.5	24	25.25	27.25	26.75	26.5	24.75	23.5	25	27.15
CINRAM INTERNATIONAL II	9.35	8.41	11	13.49	14.69	16.43	25	28.55	24.95	27.47
CLEARLY CDN BEVERAGE	0.69	0.7	0.65	0.6	0.5	0.55	0.53	0.52	0.4	0.35
COGECO INC -SUB VTG	12.25	10.5	12.7	15.5	15.23	16.65	15.86	15.75	16.88	16.2
CONSOLIDATED MERCANT	15.143	14.943	9.429	6.571	6.571	6.686	6.75	7.75	8.5	7.25
CORBY (H.) DISTILLERY -C	56.9	55.5	52.2	53.25	55.7	58.5	59	58.75	59	61.5
COTT CORP QUE	26.65	25.1	25.8	26.21	29.5	27.87	32.01	32.19	31.52	34.33
DOVER INDUSTRIES LTD	17	17.5	17	17	16.25	16.25	17.05	18	18.5	19
ELECTROHOME LTD -CL Y	2	1.9	1.6	1.48	1.45	1.35	1.35	1.19	1.02	0.95
EMPIRE CO LTD -CL A	29.75	26.02	24.15	23.85	26.25	26	26.8	26.5	26.02	25.75
FINNING INTERNATIONAL I	23.55	24.89	25.5	28.2	29.98	29.25	29.15	32.08	31.9	30.19
FOUR SEASONS HOTELS -	40.59	38.93	39.95	43.33	50.4	58.26	60.48	66.82	67.33	72.73
FPI LTD	8.25	8.3	8.8	8.85	8.1	8.15	8.1	8.05	8.25	8.2
GENDIS INC -CL A	1.85	2	1.93	2.12	2.1	2.24	2.3	2.4	2.4	2.28
GLENTEL INC	1.15	1.12	1.53	1.4	1.62	1.8	1.75	2.43	2.5	2.65
GSW INC -CL B	18.5	19.5	17.75	20	21.4	23	21	23	23	23
HEROUX-DEVTEK INC	4.68	4.16	3.35	3	4.04	5.1	4.75	5.15	5.9	5.1
HUDSONS BAY CO	9.15	8.4	8.25	10.15	8.53	9.4	9.46	8.89	9.45	11
INTRAWEST CORP	17.74	16	15.49	16.95	16.06	17.77	17.9	17.94	18.88	21.81
JEAN COUTU GROUP	15.65	14.71	13.88	15.1	15.71	15.62	15	14.55	16.4	16.75
LEADING BRANDS INC	3.4	2.9	2.65	3.12	@NA	@NA	@NA	@NA	@NA	@NA

Company Name	Price-Close Mnthly[Jan03]	Price-Close Mnthly[Feb03]	Price-Close Mnthly[Mar03]	Price-Close Mnthly[Apr03]	Price-Close Mnthly[May03]	Price-Close Mnthly[Jun03]	Price-Close Mnthly[Jul03]	Price-Close Mnthly[Aug03]	Price-Close Mnthly[Sep03]	Price-Close Mnthly[Oct03]
LEONS FURNITURE LTD	29.25	28	26	26.25	26.1	28.25	29.45	28.25	28.73	28
LINAMAR CORP	9.06	9.25	8.75	8.9	9.26	9.1	12.58	11.4	11.25	10.8
LOBLAW COS LTD	52.8	56	53.05	56	59.65	62	63.25	61.85	60.25	63.85
MAGNA INTERNATIONAL -(	86.39	82.7	76.73	84.25	91.24	90.73	107.1	101.59	97.5	105.73
MAPLE LEAF FOODS INC	11.6	10.42	10.04	10	10.31	10.61	9.9	10.25	10.4	11.16
MASONITE INTERNATIONA	28.14	24.5	20.28	24.45	27.39	27.88	28.35	29.1	31.89	29.5
MCGRAW-HILL RYERSON L	33	33.5	33	34	35.5	40	38.75	38	38	36.5
METRO INC -CL A	18.25	17.85	17.6	19.25	19.9	19.65	19.6	18.23	18.9	19.85
MOLSON INC -CL A	33	31.26	33.67	33	36.25	36.49	35.16	33.5	33.3	34.04
NEWFOUNDLAND CAP COF	8.75	8.75	8.75	8.5	9.8	10	10.85	11	11.4	11
NORTH WEST CO FUND	20.7	22.61	21.8	22.7	23.2	23.46	23.9	24.8	22.7	23.98
NORTHSTAR AEROSPACE	2.81	3	2.8	3	2.85	2.92	3.4	2.8	2.91	3.2
QUEBECOR INC -CL B	17.5	18.56	12.6	14.64	14.1	16.5	17.75	18.94	22.01	20.8
QUEBECOR WORLD INC -S	36.1	33.99	20.95	23.95	24.4	24.91	24.05	25.3	25.37	22.5
REITMANS (CANADA) -CL A	9.75	9.5	9.15	7.885	8.625	9.15	9	9	10	11
ROTHMANS INC	29.07	24.98	24	23	26.55	26.5	26.3	25.4	25.25	26.7
RUSSEL METALS INC	5.39	5.48	5.25	5.55	5.88	5.63	5.69	5.94	6.29	7.3
SEARS CANADA INC	18.6	16.85	14.85	15.99	15.74	16.52	16.65	18.65	17.83	20.25
SENVEST CAP INC	15.75	15.5	15	15	14.5	14.55	15.35	15	16	16
SHAW COMMUNICATN INC	15.66	13.24	15.45	17.27	16.54	18.18	16.97	17.14	16.45	18.45
SNC-LAVALIN GROUP INC	34.14	32.7	33.85	34.7	39.85	40.01	38.1	42.75	43.55	46.5
SODISCO-HOWDEN GR LTI	1.51	1.5	1.48	1.4	1.75	1.77	2.15	2.4	2.91	2.85
SUNOPTA INC	4.76	5.1	5.8	7.01	8.01	9.5	9.75	10.83	12.78	12.2
THOMSON CORP	40.2	39.94	38.27	42.39	41.45	42.4	42.15	41.76	40.91	43.16
TOROMONT INDUSTRIES L	10	10.825	10.125	11.325	11.9	12	13.725	14.015	14.05	14.75
TORSTAR CORP -CL B	25	23.95	25.5	25.66	25.97	27.55	27.9	26.35	26.01	28
TRANSCONTINENTAL INC -	19.25	19.02	16.445	18.01	19	18.8	20	18.5	20.1	21.85
TVA GROUP INC -CL B	14.85	15.7	15.8	16.64	18.4	19	20	19.85	20.85	20.3
VINCOR INTL INC	22.6	20.6	21.09	21.15	25.01	25	26.35	26.75	26.7	27.01
WAJAX LTD	3.9	3.86	3.25	4	4.8	4.95	5.75	5.72	6	6.2
WESTON (GEORGE) LTD	90.7	92.95	92.6	93	103.98	102.41	103.2	106	101	103.12
ZENON ENVIRONMENTAL I	12.6	12.08	12.5	14.15	13.4	14.31	15.65	15.95	15.6	17.81

Company Name	Price-Close Mnthly[Nov03]	Price-Close Mnthly[Dec03]	
ALGOMA CENTRAL CORP	62	62.5	1
ANDRES WINES LTD	20.75	21	1
BIG ROCK BREWERY INCO	9.8	10.8	1
BOMBARDIER INC -CL B	5.11	5.47	1
CAE INC	5.48	5.86	1
CANADA BREAD LTD	25	25.75	1
CANADIAN NATIONAL RAIL	51.007	54.667	1
CANADIAN PACIFIC RAILW	35.21	36.58	1
CANADIAN TIRE CORP -CL	39.3	39.45	1
CANWEST GLOBAL COM -I	12.24	13.81	1
CHAI NA TA CORP	0.79	0.8	1
CHUM LTD -CL B	28.25	31.5	1
CINRAM INTERNATIONAL II	27.3	28.35	1
CLEARLY CDN BEVERAGE	0.27	0.3	1
COGECO INC -SUB VTG	15.3	15.96	1
CONSOLIDATED MERCANT	7	6.62	1
CORBY (H.) DISTILLERY -C	60.55	63	1
COTT CORP QUE	33.15	36.36	1
DOVER INDUSTRIES LTD	18.5	20	1
ELECTROHOME LTD -CL Y	0.85	0.95	1
EMPIRE CO LTD -CL A	26.3	26.85	1
FINNING INTERNATIONAL I	29.61	30	1
FOUR SEASONS HOTELS -	68.26	66.33	1
FPI LTD	8.75	8.55	1
GENDIS INC -CL A	2.14	2.68	1
GLENTEL INC	3.38	4.5	1
GSW INC -CL B	23	23	1
HEROUX-DEVTEK INC	5	5.4	1
HUDSONS BAY CO	10.38	11.6	1
INTRAWEST CORP	24.06	23.9	1
JEAN COUTU GROUP	16.35	15.9	1
LEADING BRANDS INC	@NA	@NA	0

Company Name	Price-Close Mnthly[Nov03]	Price-Close Mnthly[Dec03]	
LEONS FURNITURE LTD	28.96	28	1
LINAMAR CORP	10.4	11.54	1
LOBLAW COS LTD	61.65	66.8	1
MAGNA INTERNATIONAL -(	99	104.04	1
MAPLE LEAF FOODS INC	10.75	10.5	1
MASONITE INTERNATIONA	31.58	34.6	1
MCGRAW-HILL RYERSON L	37	37.5	1
METRO INC -CL A	20.2	21.9	1
MOLSON INC -CL A	34.5	36.1	1
NEWFOUNDLAND CAP COF	12	11.5	1
NORTH WEST CO FUND	24.6	24.76	1
NORTHSTAR AEROSPACE	2.6	2.25	1
QUEBECOR INC -CL B	20.7	23.66	1
QUEBECOR WORLD INC -S	21.75	26.75	1
REITMANS (CANADA) -CL A	11.24	12.75	1
ROTHMANS INC	28.8	29.15	1
RUSSEL METALS INC	7.35	8.79	1
SEARS CANADA INC	19.7	16	1
SENVEST CAP INC	16.5	17	1
SHAW COMMUNICATN INC	19.35	20.17	1
SNC-LAVALIN GROUP INC	48.01	51	1
SODISCO-HOWDEN GR LTI	2.98	2.98	1
SUNOPTA INC	11.25	11.9	0
THOMSON CORP	43.05	47.08	1
TOROMONT INDUSTRIES L	15.025	16.525	1
TORSTAR CORP -CL B	28.2	29.01	1
TRANSCONTINENTAL INC -	22.25	24	1
TVA GROUP INC -CL B	21.8	20.98	1
VINCOR INTL INC	28	27.5	1
WAJAX LTD	6.9	8	1
WESTON (GEORGE) LTD	98	103.71	1
ZENON ENVIRONMENTAL I	18.05	18.76	1

Company Name	Ticker Symbol	Trading Volume-Calender Year
ALGOMA CENTRAL CORP	ALC.	0.233
ANDRES WINES LTD	ADW.NV.A	0.435
BIG ROCK BREWERY INCOM	BR.U	0.674
BOMBARDIER INC -CL B	BBD.SV.B	1,863.07
CAE INC	CAE.	329.926
CANADA BREAD LTD	CBY	3.619
CANADIAN NATIONAL RAILW	CNR.	169.91
CANADIAN PACIFIC RAILWA	CP.	149.936
CANADIAN TIRE CORP -CL A	CTR.NV	51.576
CANWEST GLOBAL COM -N	CGS.NV	1.184
CHAI NA TA CORP	CC.	0.912
CHUM LTD -CL B	CHM.NV.B	4.948
CINRAM INTERNATIONAL IN	CRW.	95.006
CLEARLY CDN BEVERAGE C	CLV.	0.623
COGECO INC -SUB VTG	CGO.SV	4.465
CONSOLIDATED MERCANTI	CMC.	0.193
CORBY (H.) DISTILLERY -CL	CDL.A.	0.695
COTT CORP QUE	BCB	40.4
DOVER INDUSTRIES LTD	DVI.	0.244
ELECTROHOME LTD -CL Y	ELL.NV.Y	0.454
EMPIRE CO LTD -CL A	EMP.NV.A	8.461
FINNING INTERNATIONAL IN	FTT	43.347
FOUR SEASONS HOTELS -L	FSH.SV	9.933
FPI LTD	FPL.	2.529
GENDIS INC -CL A	GDS	2.147
GLENTEL INC	GLN.	1.072
GSW INC -CL B	GSW.SV.B	0.253
HEROUX-DEVTEK INC	HRX	5.566
HUDSONS BAY CO	HBC.	114.522
INTRAWEST CORP	ITW.	28.466
JEAN COUTU GROUP	PJC.SV.A	37.138
LEADING BRANDS INC	9008B	0.108

Company Name	Ticker Symbol	Trading Volume-Calender Year
LEONS FURNITURE LTD	LNF	3.45
LINAMAR CORP	LNR.	20.654
LOBLAW COS LTD	L.	52.005
MAGNA INTERNATIONAL -C	MG.SV.A	53.31
MAPLE LEAF FOODS INC	MFI.	19.034
MASONITE INTERNATIONAL	MHM.	41.857
MCGRAW-HILL RYERSON LT	MHR.	0.1
METRO INC -CL A	MRU.SV.A	36.257
MOLSON INC -CL A	MOL.A	100.074
NEWFOUNDLAND CAP CORI	NCC.SV.A	5.405
NORTH WEST CO FUND	NWF.U	7.259
NORTHSTAR AEROSPACE IN	NAS.	5.595
QUEBECOR INC -CL B	QBR.SV.B	56.064
QUEBECOR WORLD INC -SU	IQW.SV	137.087
REITMANS (CANADA) -CL A	RET.NV.A	5.067
ROTHMANS INC	ROC.	18.091
RUSSEL METALS INC	RUS.	17.013
SEARS CANADA INC	SCC.	29.691
SENVEST CAP INC	SEC.	0.039
SHAW COMMUNICATN INC	SJR.NV.B	142.212
SNC-LAVALIN GROUP INC	SNC.	22.373
SODISCO-HOWDEN GR LTD	SOD	7.155
SUNOPTA INC	SOY	7.038
THOMSON CORP	TOC.	99.555
TOROMONT INDUSTRIES LT	TIH	17.776
TORSTAR CORP -CL B	TS.NV.B	29.119
TRANSCONTINENTAL INC -C	TCL.SV.A	31.85
TVA GROUP INC -CL B	TVA.NV.B	7.797
VINCOR INTL INC	VN	16.393
WAJAX LTD	WJX	1.632
WESTON (GEORGE) LTD	WN.	18.982
ZENON ENVIRONMENTAL IN	ZEN.	6.922

Company Name	Ticker Symbol	Beta 2003
ALGOMA CENTRAL CORP	ALC.	-0.11
ANDRES WINES LTD	ADW.NV.A	0.176
BIG ROCK BREWERY INCOMI	BR.U	0.731
BOMBARDIER INC -CL B	BBD.SV.B	1.405
CAE INC	CAE.	1.341
CANADA BREAD LTD	CBY	0.105
CANADIAN NATIONAL RAILW	CNR.	0.324
CANADIAN PACIFIC RAILWAY	CP.	0.319
CANADIAN TIRE CORP -CL A	CTR.NV	0.241
CANWEST GLOBAL COM -NV	CGS.NV	1.495
CHAI NA TA CORP	CC.	0.726
CHUM LTD -CL B	CHM.NV.B	0.219
CINRAM INTERNATIONAL INC	CRW.	1.134
CLEARLY CDN BEVERAGE CI	CLV.	0.636
COGECO INC -SUB VTG	CGO.SV	1.582
CONSOLIDATED MERCANTIL	CMC.	0.634
CORBY (H.) DISTILLERY -CL	CDL.A.	0.039
COTT CORP QUE	BCB	-0.243
DOVER INDUSTRIES LTD	DVI.	-0.017
ELECTROHOME LTD -CL Y	ELL.NV.Y	0.639
EMPIRE CO LTD -CL A	EMP.NV.A	0.255
FINNING INTERNATIONAL INC	FTT	0.141
FOUR SEASONS HOTELS -LT	FSH.SV	1.091
FPI LTD	FPL.	0.374
GENDIS INC -CL A	GDS	0.442
GLENTEL INC	GLN.	7.269
GSW INC -CL B	GSW.SV.B	0.129
HEROUX-DEVTEK INC	HRX	0.633
HUDSONS BAY CO	HBC.	0.291
INTRAWEST CORP	ITW.	0.563
JEAN COUTU GROUP	PJC.SV.A	-0.149
LEADING BRANDS INC	9008B	@NA
LEONS FURNITURE LTD	LNF	0.199
LINAMAR CORP	LNR.	0.29
LOBLAW COS LTD	L.	-0.133

Company Name	Ticker Symbol	Beta 2003
MAGNA INTERNATIONAL -CL	MG.SV.A	0.332
MAPLE LEAF FOODS INC	MFI.	0.194
MASONITE INTERNATIONAL (	MHM.	0.725
MCGRAW-HILL RYERSON LTI	MHR.	-0.006
METRO INC -CL A	MRU.SV.A	0.299
MOLSON INC -CL A	MOL.A	-0.076
NEWFOUNDLAND CAP CORP	NCC.SV.A	0.068
NORTH WEST CO FUND	NWF.U	0.008
NORTHSTAR AEROSPACE IN	NAS.	0.703
QUEBECOR INC -CL B	QBR.SV.B	1.006
QUEBECOR WORLD INC -SU	IQW.SV	0.221
REITMANS (CANADA) -CL A	RET.NV.A	-0.105
ROTHMANS INC	ROC.	-0.263
RUSSEL METALS INC	RUS.	0.519
SEARS CANADA INC	SCC.	1.004
SENVEST CAP INC	SEC.	0.113
SHAW COMMUNICATN INC -(	SJR.NV.B	0.887
SNC-LAVALIN GROUP INC	SNC.	0.045
SODISCO-HOWDEN GR LTD	SOD	0.993
SUNOPTA INC	SOY	1.317
THOMSON CORP	TOC.	0.516
TOROMONT INDUSTRIES LTI	TIH	0.274
TORSTAR CORP -CL B	TS.NV.B	0.282
TRANSCONTINENTAL INC -CI	TCL.SV.A	0.298
TVA GROUP INC -CL B	TVA.NV.B	1.235
VINCOR INTL INC	VN	0.182
WAJAX LTD	WJX	0.372
WESTON (GEORGE) LTD	WN.	-0.097
ZENON ENVIRONMENTAL INC	ZEN.	0.625

APPENDIX 88.3

Each worksheet contains information required for the next or subsequent screen. At the bottom of each sheet is a list of all companies eliminated as a result of the current screen. Starting with the "CEQ Screens" worksheet, each worksheet contains the average 1993-2004 ROE, standard deviation and +/- 1 standard deviation.

Sheet Name	Screen Criteria : To be included on the worksheet, the companies must have passed the screening criteria	Data on Worksheet Data for Companies Passing the Screen	Years Included in Screen	Companies Passing Screen
All Listed US Companies	Compustat actively traded company	Name, Ticker and GICS Code	na	9774
GICS Screen	GICS 20, 25 or 30	Name, Ticker, GICS Code and CEQ data 1992 to 2003	na	2808
CEQ Screens	keep only those companies with 12 years CEQ, CEQ> 0 in all years and 2003 CEQ >50	Name, Ticker, GICS Code, 2003 Beta, 2004 Beta	1992-2003	770
Beta Screen	2003 Beta less than 1	Name, Ticker, GICS Code, 2003 Beta, 2004 Beta, trading volume data	2003	533
Volume Screen	Trading volume greater than .125 million shares in 2003	Name, Ticker, GICS Code, 2003 Beta, 2004 Beta, trading volume data and country of incorporation	2003	527
ADR Screen	Companies incorporated in the US (Ctry of incorporation = 0)	Name, Ticker, GICS Code, 2003 Beta, 2004 Beta, trading volume data, country of incorporation and indicator for dividend screen	na	487
DVD Screen	positive dividends in all years 1999 to 2003. Then eliminated USF, Sears and Molson Coors due to r	Name, Ticker, GICS Code, 2003 Beta, 2004 Beta, trading volume data, country of incorporation, indicator for dividend screen and S&P Rating category indicator see "S&P Ratings Category" worksheet to translate to actual rating from numeric.	1999-2003	237
ROE Screen	Average 1993-2003 ROE within 1 standard deviation of average: See "ROE Screen Backup Data" worksheet	All previous data as per DVD worksheet and average 1993-2003 ROEs	1993-2003	201
Rating Screen	Eliminated companies whose debt is rated non-investment grade by S&P or for which Value Line Safety Rank was 4 or 5	All previous data as per ROE worksheet, S&P Rating and Value Safety Rank	current	188

Additional worksheets in folder

Data Shares Traded	Volume traded for all listed companies
Cntry Incorporated	Country of incorporation for all listed companies
Dividends	Dividends 1993 to December 1993 all listed companies
US S&P Ratings	S&P Ratings for all listed companies
S&P Ratings Category	list to translate numerical to alphabetic S&P Ratings
ROE Screen Backup Data:	Actual ROE screening sheet with annual data for 1993 to 2003

9774 companies

Company Name	Ticker Symbol	GICS Economic Sector
1838 BD-DEB TRADING FD	BDF	0
2002 TARGET TERM TR INC	TTR.1	0
3DFX INTERACTIVE INC	TDFXQ	0
40/86 STRATEGIC INCOME FUND	CFD	0
ABERDEEN ASIA PACIFIC INCOME	FAX	0
ABERDEEN AUSTRALIA EQTY FD	IAF	0
ABERDEEN GLOBAL INCOME FD	FCO	0
ACM GVT OPPORTUNITY FD	AOF	0
ACM INCOME FUND INC	ACG	0
ACM MANAGED DLR INCOME FD	ADF	0
ACM MANAGED INCOME FUND	AMF	0
ACM MUN SEC INCOME FD INC	AMU	0
ADAL GROUP INC	3ADGR	0
ADAMS EXPRESS	ADX	0
ADVANCED BATTERY TECH INC	3ABAT	0
ADVANTAGE ADVISORS MULTI SEC	XAMSX	0
ADVENT CLAYMORE CV SECS & IN	AVK	0
ADVENT/CLAYMORE ENCD GRWTH	LCM	0
AEW REAL ESTATE INCOME FUND	RIF	0
AIM SELECT R E INCM FUND	RRE	0
ALL AMERN TERM TR INC	3AATTZ	0
ALLIANCE ALL-MKT ADVANTGE FD	AMO	0
ALLIANCE CALIF MUN INCOME FD	AKP	0
ALLIANCE NATL MUN INCOME FD	AFB	0
ALLIANCE NEW YORK MUN INC FD	AYN	0
ALLIANCE WORLD DLR GOVT FD	AWG	0
ALLIANCE WORLD DLR GVT FD II	AWF	0
ALLMERICA SECS TR	ALM	0
AMER STRATEGIC INCM PTFL II	BSP	0
AMERICA FIRST TAX EX IVS-LP	ATAXZ	0
AMERICAN INCOME FUND INC	MRF	0
AMERICAN MUN INCOME PTFL INC	XAA	0
AMERICAN MUN TERM TR INC II	3ANML.	0
AMERICAN MUN TERM TR INC III	CXT	0
AMERICAN NUCLEAR CORP	3ANUCE	0
AMERICAN PETROLEUM GROUP INC	3AMPE	0
AMERICAN SELECT PORTFOLIO	SLA	0
AMERICAN STELLAR ENERGY INC	AMRS	0
AMERN STRATEGIC INCM PTF INC	ASP	0
AMERN STRATEGIC INCM PTL III	CSP	0
APEX MUNICIPAL FUND INC	APX	0
APPLIED MEDICAL DEVICES INC	3AMDI	0
ARES CAPITAL CORP	ARCC	0
ASIA PACIFIC FUND	APB	0
ASIA PAYMENT SYSTEMS INC	3APYM	0
ASIA TIGERS FUND INC	GRR	0
AUSTIN CHALK OIL AND GAS LTD	3ACKO	0
AUSTRALIAN AG & PROP DEV CP	3AUAPE	0

AUSTRALIAN OIL & GAS CORP	3AOGC	0
AUSTRIA FUND INC	3ATAFZ	0
AVALON ENERGY CORP	3AVLN	0
B2B INTERNET HOLDERS TR	BHH	0
BAC CAPITAL TRUST I	BAC.PW	0
BAC CAPITAL TRUST II	BAC.PV	0
BAC CAPITAL TRUST III	BAC.PX	0
BAC CAPITAL TRUST IV	BAC.PU	0
BANCROFT CONVERTIBLE FD	BCV	0
BE INC	BEOSZ	0
BERGSTROM CAPITAL CORP	3BEMC	0
BGE CAPITAL TRUST II	BGE.PB	0
BIOTECH HOLDERS TR	BBH	0
BLACKROCK ADVANTAGE TERM TR	BAT	0
BLACKROCK BROAD INVT GRADE	BCT	0
BLACKROCK CA INS MUN INC TR	BCK	0
BLACKROCK CA INSD MUN 2008	BFC	0
BLACKROCK CA INV QLTY MUN TR	RAA	0
BLACKROCK CA MUN INCM TR II	BCL	0
BLACKROCK CA MUN INCOME FUND	BFZ	0
BLACKROCK CA MUNI 2018 TERM	BJZ	0
BLACKROCK CA MUNICIPAL BOND	BZA	0
BLACKROCK CORE BOND TRUST	BHK	0
BLACKROCK DIV ACHIEVERS TR	BDV	0
BLACKROCK FL INS MUN INC TR	BAF	0
BLACKROCK FL MUN INCOME FUND	BBF	0
BLACKROCK FL MUNICIPAL BOND	BIE	0
BLACKROCK FLA INSD MUN	BRF	0
BLACKROCK FLA INVT QLTY MUN	RFA	0
BLACKROCK FLA MUN 2020 TERM	BFO	0
BLACKROCK GLOBAL FLT INC TR	BGT	0
BLACKROCK HEALTH SCIENCES TR	BME	0
BLACKROCK HIGH INCOME SHARES	HIS	0
BLACKROCK HIGH YIELD TRUST	BHY	0
BLACKROCK INCOME OPP TR	BNA	0
BLACKROCK INCOME TRUST INC	BKT	0
BLACKROCK INSD MUN 2008 TRM	BRM	0
BLACKROCK INSD MUN INCOME TR	BYM	0
BLACKROCK INSD MUN TM TR INC	BMT	0
BLACKROCK INVT QLTY TERM TR	BQT	0
BLACKROCK INVT QULTY MUN TR	BKN	0
BLACKROCK LTD DURATN INC TR	BLW	0
BLACKROCK MD MUNICIPAL BOND	BZM	0
BLACKROCK MUN 2020 TERM TR	BKK	0
BLACKROCK MUN INCOME FUND	BFK	0
BLACKROCK MUN TARGET TRM TR	BMN	0
BLACKROCK MUNI 2018 TERM TR	BPK	0
BLACKROCK MUNI INCOME TR II	BLE	0
BLACKROCK MUNICIPAL BOND TR	BBK	0
BLACKROCK N Y INSD MUN 2008	BLN	0
BLACKROCK NJ INV QLTY MUN TR	RNJ	0
BLACKROCK NJ MUN INCOME FD	BNJ	0

BLACKROCK NJ MUNICIPAL BOND	BLJ	0
BLACKROCK NY INS MUN INC TR	BSE	0
BLACKROCK NY INV QLTY MUN TR	RNY	0
BLACKROCK NY MUN INCM TR II	BFY	0
BLACKROCK NY MUN INCOME FUND	BNY	0
BLACKROCK NY MUNI 2018 TERM	BLH	0
BLACKROCK NY MUNICIPAL BOND	BQH	0
BLACKROCK PA STRATEGIC MUNI	BPS	0
BLACKROCK PFD OPPORTUNITY TR	BPP	0
BLACKROCK STRATEGIC BOND TR	BHD	0
BLACKROCK STRATEGIC DIVD ACH	BDT	0
BLACKROCK STRATEGIC MUN TR	BSD	0
BLACKROCK STRATEGIC TERM TR	3BROKZ	0
BLACKROCK VA MUNICIPAL BOND	BHV	0
BLDRS DEV MKTS 100 ADR INDEX	ADRD.	0
BLDRS EMRG MKTS 50 ADR INDEX	ADRE.	0
BLDRS EUROPE 100 ADR INDEX	ADRU.	0
BLDRS INDEX FUNDS TRUST	ADRA	0
BLUE CHIP VALUE FD	BLU	0
BNY CAPITAL V	BK.PF	0
BOULDER GROWTH & INC FUND	BIF	0
BOULDER TOTAL RETURN FUND	BTF	0
BPP LIQUIDATING TRUST	3BPPNZ	0
BRANTLEY CAPITAL CORP	BBDCE	0
BRAZIL FUND	BZF	0
BRAZILIAN EQUITY FD INC	BZL	0
BROADBAND HOLDERS TR	BDH	0
CABCO TR FOR PENNEY (JC) DEB	PFH	0
CALAMOS CONV & HIGH INCM FD	CHY	0
CALAMOS CONV OPP AND INC FD	CHI	0
CALAMOS STRAT TOTAL RETRN FD	CSQ	0
CANO PETROLEUM INC	CFW	0
CAPITAL & INCM STRTGS FD INC	CII	0
CASTLE CONVERT FUND	CVF	0
CCC GLOBALCOM CORP	CCGC	0
CDSI HOLDINGS INC	3CDSI	0
CECS CORP	CECS	0
CELLULAR TECHNICAL SERVICES	3CTSC	0
CENTRAL EUROPE & RUSSIA FUND	CEE	0
CENTRAL FUND CANADA -CL A	CEF	0
CENTRAL SECURITIES CORP	CET	0
CENTURY PARK PICTURES CP	3CPPC	0
CHARTWELL DIV & INCOME FUND	CWF	0
CHILE FUND INC.	CH	0
CHINA FOOD & BEVERAGE CO	3CHIF	0
CHINA FUND INC	CHN	0
CHINA NETTV HOLDINGS INC	3CTVH	0
CIGNA INVESTMENT SECURITIES	IIS	0
CIM HIGH YIELD SEC	CIM	0
CIPHER HOLDINGS CORP	3CIHR	0
CITIGROUP INVST CORP LOAN FD	TLI	0
CITY INVESTING CO LIQ TR	CNVLZ	0

CKX INC	CKXE	0
CLOUGH GLOBAL ALLOCATN FUND	GLV	0
CLOUGH GLOBAL EQUITY FUND	GLQ	0
COHEN & STEERS ADV INC RLTY	RLF	0
COHEN & STEERS DIV MAJORS FD	DVM	0
COHEN & STEERS PREM INC RLTY	RPF	0
COHEN & STEERS QTY INCM RLTY	RQI	0
COHEN & STEERS REIT & PFD FD	RNP	0
COHEN & STEERS REIT UTL FD	RTU	0
COHEN & STEERS SELECT UTIL	UTF	0
COHEN & STEERS TL RET RLTY	RFI	0
COHEN&STEERS WRLDWD RLTY INC	RWF	0
COLONIAL CALIF INSD MUN FD	CCA	0
COLONIAL HIGH INCOME MUNI	CXE	0
COLONIAL INSD MUN FD	CFX	0
COLONIAL INTERM HI INCOME	CIF	0
COLONIAL INTERMKT INCOME TR	CMK	0
COLONIAL INV GRADE MUNI	CXH	0
COLONIAL MUNI INC TR	CMU	0
COLONIAL N Y INSD MUN FD	CNM	0
COMMERCE CAPITAL TRUST II	CBHJP	0
COMPUPRINT INC	3CPPT	0
CORNERSTONE STRAT VALUE FD	CLM	0
CORNERSTONE TOTAL RETURN FD	CRF	0
CORPORATE HIGH YIELD FD III	CYE	0
CORPORATE HIGH YIELD FD INC	COY	0
CORPORATE HIGH YIELD FD VI	HYT	0
CORPORATE HIGH YIELD FUND V	HYV	0
CORTS TR INTL BUSINESS MACHS	HYJ	0
CORTS TR WEYERHAEUSER CO	HYH	0
CREDIT SUISSE ASST INCOME FD	CIK	0
CREDIT SUISSE HI YIELD BD FD	DHY	0
CT HOLDINGS INC	3CITN	0
DAIR VENTURES INC	DAIR	0
DARK DYNAMITE INC	3DDYIE	0
DATREK MILLER INTL INC	3DKMI	0
DEBT STRATEGY FUND INC	DSU	0
DEFINED STRATEGY FUND INC	DSF	0
DELAWARE INV ARIZ MUN INCOME	VAZ	0
DELAWARE INV CO INS MUN INCM	VCF	0
DELAWARE INV FL INS MUN INCM	VFL	0
DELAWARE INV MIN MUN INC III	VYM	0
DELAWARE INV MIN MUN INCM	VMN	0
DELAWARE INV MIN MUN INCM II	VMM	0
DELAWARE INVST DIV & INCOME	DDF	0
DELAWARE INVST GLOBL DIV INC	DGF	0
DIAMONDS TRUST	DIA	0
DIMENSIONAL VISIONS GRP LTD	3DVSO	0
DIVERSIFIED INCM STRAT PORTF	DVF	0
DIVIDEND CAPITAL REALTY INCM	DCA	0
DNP SELECT INCOME FUND INC	DNP	0
DOW 30 PREMIUM & DIV INC FD	DPD	0

DREMAN/CLAYMORE DIVID & INC	DCS	0
DREYFUS HI YLD STRATEGIES FD	DHF	0
DREYFUS MUNI INCOME	DMF	0
DREYFUS N Y MUNI INCOME	DNM	0
DREYFUS STRATEGIC MUN BD FD	DSM	0
DREYFUS STRATEGIC MUNI	LEO	0
DTF TAX FREE INCOME	DTF	0
DUFF & PHELPS UTIL &CP BD TR	DUC	0
DUNE ENERGY INC	DNE	0
DURAVEST INC	3DUVT	0
EAPI ENTERTAINMENT INC	3EPEI	0
EASY GARDENER PRODUCTS TR I	EZY.PA	0
EATON VANCE CA MUNI INC TR	CEV	0
EATON VANCE ENHNCD EQ INC FD	EOI	0
EATON VANCE ENHNCD EQ INC II	EOS	0
EATON VANCE FL MUNI INC TR	FEV	0
EATON VANCE FLT RATE INCM TR	EFT	0
EATON VANCE INS CA MN BD FD2	EIA	0
EATON VANCE INS CA MUN BD FD	EVM	0
EATON VANCE INS FL MUN BD FD	EIF	0
EATON VANCE INS MA MUN BD FD	MAB	0
EATON VANCE INS MI MUN BD FD	MIW	0
EATON VANCE INS MUN BD FD	EIM	0
EATON VANCE INS MUN BD FD II	EIV	0
EATON VANCE INS NJ MUN BD FD	EMJ	0
EATON VANCE INS NY MN BD FD	NYH	0
EATON VANCE INS NY MUN BD FD	ENX	0
EATON VANCE INS OH MUN BD FD	EIO	0
EATON VANCE INS PA MUN BD FD	EIP	0
EATON VANCE LTD DUR INCM FD	EVV	0
EATON VANCE MA MUNI INC TR	MMV	0
EATON VANCE MI MUNI INC TR	EMI	0
EATON VANCE MUNI INCOME TR	EVN	0
EATON VANCE NJ MUNI INC TR	EVJ	0
EATON VANCE NY MUNI INC TR	EVY	0
EATON VANCE OH MUNI INC TR	EVO	0
EATON VANCE PA MUNI INC TR	EVP	0
EATON VANCE SHORT DRTN DIV	EVG	0
EATON VANCE SR FLTNG RTE TR	EFR	0
EATON VANCE SR INCOME TR	EVF	0
EATON VANCE TAX AD GLB DV OP	ETO	0
EATON VANCE TAX ADVT DIV INC	EVT	0
EATON VANCE TX ADV GLBL DIV	ETG	0
EATON VANCE TX-MGD BUY-WRITE	ETB	0
ELEMENT 21 GOLF CO	3EGLF	0
ELLSWORTH CV GROWTH/INCOME	ECF	0
EMERGING MKTS TELECOMMS FD	ETF	0
ENERCORP INC	ENCP	0
ENERGY INCOME & GROWTH FUND	FEN	0
ENGEX INC	EGX	0
ENHANCED EQUITY YIELD FUND	EEF	0
ENTECH ENVIRONMENTL TECH INC	3EEVT	0

ENVIRONMENTAL ENERGY SERVICE	EESV	0
EQUITY INVESTMENT FUND	ATF	0
EQUUS II INC	EQS	0
ETF ADVISORS TRUST TREA FITR	TFT	0
EUROPE 2001 HOLDRS TR	EKH	0
EUROPE FUND INC	EF	0
EVERCORE INVESTMENT CORP	EVER	0
EVERGREEN INCOME ADV FUND	EAD	0
EVERGREEN MANAGED INCOME FD	ERC	0
EVERGREEN UTLS & HIGH INCM F	ERH	0
FAIRWOOD CORP	6503B	0
FEDERAL HOME LN MTG-PREAMEND	FRE.M	0
FEDERATED PREM INTR MUN INC	FPT	0
FEDERATED PREM MUN INC FD	FMN	0
FIDELITY COMMONWEALTH TRUST	ONEQ	0
FIDUCIARY/CLAYMORE DYNMC EQ	HCE	0
FIDUCIARY/CLAYMORE MLP OP FD	FMO	0
FINITY HOLDINGS INC	FNTY	0
FIRST AMERN MN MUN INC FD II	MXN	0
FIRST CAROLINA INVESTORS	3FCAR	0
FIRST FINANCIAL FUND	FF	0
FIRST ISRAEL FUND INC	ISL	0
FIRST PHILIPPINE FD	FPF	0
FIRST TR ABERDEEN GLBL OPP F	FAM	0
FIRST TR FIDUCIARY ASST MGMT	FFA	0
FIRST TR VALUE LINE DIV FD	FVD	0
FIRST TR/FOUR CRNRS SR FLOAT	FCT	0
FIRST TRUST VALUE LINE100 FD	FVL	0
FIRST TRUST/FOUR CORNERS SR	FCM	0
FIRST TRUST/VALUE LINE	FVI	0
FLAHERTY & CRUMR PFD INCM OP	PFO	0
FLAHERTY & CRUMRINE PFD INCM	PFD	0
FLAHERTY & CRUMRINE TOT RET	FLC	0
FLAHERTY & CRUMRINE/CLAY PFD	FFC	0
FLOATING RATE INCM STR II FD	FRB	0
FLOATING RATE INCM STRATEGS	FRA	0
FONECASH INC	3FCSHE	0
FORT DEARBORN INC SEC	FDI	0
FOXBY CORP	FXX	0
FRANKLIN MULTI-INCOME TR	FMI	0
FRANKLIN TEMPLETON LTD DUR	FTF	0
FRANKLIN UNIVERSAL TRUST	FT	0
FRIENDLYWAY CORP	3FDWY	0
GABELLI CONV & INCOME SEC FD	GCV	0
GABELLI DIVIDEND & INCOME TR	GDV	0
GABELLI EQUITY TRUST	GAB	0
GABELLI GLBL GOLD NTRL RES	GGN	0
GABELLI GLBL MULTIMEDIA TR	GGT	0
GABELLI GLOBAL UTIL &INCM TR	GLU	0
GABELLI UTILITY TRUST	GUT	0
GENERAL AMERICAN INVESTORS	GAM	0
GENERAL DEVICES INC	3GNDV	0

GEOWORKS CORP	GWRX	0
GERMANY FUND	GER	0
GIANT GROUP LTD	GGLT	0
GLOBAL HI INCOME DLR FD INC	GHI	0
GLOBAL INCOME FUND INC	GIF	0
GLOBAL RESOURCE CORP	3GRSU	0
GOLDEN SPIRIT MINING LTD	3GSML	0
GOLF ROUNDS.COM INC	3TEEE	0
GOURMET GROUP INC	GOUG	0
GREAT-WEST LIFE & ANN CAP I	GWL	0
GREATER CHINA FUND INC	GCH	0
GSOCIETY INC	GSOC	0
GTDATA CORP	3GTDN	0
GVI SECURITIES SOLUTIONS INC	3GVIS	0
H & Q HEALTHCARE INV	HQH	0
H & Q LIFE SCIENCES INVS	HQL	0
HANCOCK (JOHN) FIN TRENDS FD	JHFT	0
HANCOCK (JOHN) INCOME SEC	JHS	0
HANCOCK J BK&THRIFT OPP FD	BTO	0
HANCOCK J PATRIOT GLOBAL DEV	PGD	0
HANCOCK J PATRIOT PFD DIV	PPF	0
HANCOCK J PATRIOT PREM DIV	PDF	0
HANCOCK J PATRIOT PREM II	PDT	0
HANCOCK J PATRIOT SELECT DIV	DIV	0
HANCOCK JOHN PFD INCM FD III	HPS	0
HANCOCK JOHN PFD INCOME FD	HPI	0
HANCOCK JOHN PREF INCM FD II	HPF	0
HANCOCK JOHN TAX-ADV DIV INC	HTD	0
HARTFORD INCOME SHARES FD	HSF	0
HATTERAS INCOME SECS	HAT	0
HEALTH OUTCOMES MANAGEMENT	3HOMI	0
HERZFELD CARIBBEAN BASIN FD	CUBA	0
HIGH INCM OPPORTUNITY FD INC	HIO	0
HIGH YIELD INCOME FUND	HYI	0
HIGH YIELD PLUS FUND	HYP	0
HOSTING SITE NETWORK INC	3HSNI	0
HYDRO QUEBEC	4300A	0
HYPERION 2002 TERM TR INC	HTB.1	0
HYPERION 2005 INVT GRADE OPP	HTO	0
HYPERION STRATEGIC MTG INC	HSM	0
HYPERION TOTAL RETURN FD INC	HTR	0
IDEA SPORTS ENTMT GROUP INC	3ISPO	0
IMCLONE SYSTEMS INC-PREAMEND	IMCL.M	0
INDIA FUND INC	IFN	0
INDIA GROWTH FUND	IGF	0
INDONESIA FUND INC	IF	0
ING CLARION GLOBL RE INCM FD	IGR	0
ING CLARION RE INCOME FUND	IIA	0
ING GLOBL EQ DIV&PREM OPP FD	IGD	0
ING PRIME RATE TRUST	PPR	0
ING SENIOR INCOME FUND	XSIAX	0
INSURED MUN INCOME FD	PIF	0

INTEGRATED HEALTHCARE HLDGS	3IHCH	0
INTERDYNE CO	3ITDN	0
INTERMEDIATE MUNI FUND INC	SBI	0
INTERNET ARCHITECTURE HLDRS	IAH	0
INTERNET HOLDERS TRUST	HHH	0
INTERNET INFRASTRUCTR HLDRS	IIH	0
INTL GEMINI TECH INC	6971B	0
INVESTMENT GRADE MUN INCM FD	PPM	0
IQUNIVERSE INC	IQUN	0
IRONSTONE GROUP INC	3IRNS	0
ISHARES COHEN STEERS RLTY FD	ICF	0
ISHARES COMEX GOLD TRUST	IAU	0
ISHARES DJ SEL DIV	DVY	0
ISHARES GOLD SACH SEMICON FD	IGW	0
ISHARES GOLD SACH SFTWR FD	IGV	0
ISHARES GOLD SACHS NTWKG FD	IGN	0
ISHARES MSCI AUSTRALIA FUND	EWA	0
ISHARES MSCI AUSTRIA FUND	EWO	0
ISHARES MSCI BELGIUM FUND	EWK	0
ISHARES MSCI BRAZIL FUND	EWZ	0
ISHARES MSCI CANADA FUND	EWC	0
ISHARES MSCI EMERGING MKT FD	EEM	0
ISHARES MSCI EMU INDEX TRUST	EZU	0
ISHARES MSCI FRANCE FUND	EWQ	0
ISHARES MSCI GERMANY FUND	EWG	0
ISHARES MSCI HONG KONG FUND	EWH	0
ISHARES MSCI ITALY FUND	EWI	0
ISHARES MSCI JAPAN FUND	EWJ	0
ISHARES MSCI MALAYSIA FUND	EWM	0
ISHARES MSCI MEXICO FUND	EWW	0
ISHARES MSCI NETHERLANDS FD	EWN	0
ISHARES MSCI SINGAPORE FUND	EWS	0
ISHARES MSCI SOUTH AFRICA FD	EZA	0
ISHARES MSCI SOUTH KOREA	EWY	0
ISHARES MSCI SPAIN FUND	EWP	0
ISHARES MSCI SWEDEN FUND	EWD	0
ISHARES MSCI SWITZERLAND FD	EWL	0
ISHARES MSCI TAIWAN FUND	EWT	0
ISHARES MSCI UNITED KINGDOM	EWU	0
ISHARES NASDAQ BIOTCH INDEX	IBB	0
ISHARES RUSSELL MIDCAP GRWTH	IWP	0
ISHARES RUSSELL MIDCAP VALUE	IWS	0
ISHARES RUSSELL MIDCP IND FD	IWR	0
ISHARES S&P 100 INDEX FUND	OEF	0
ISHARES S&P GLBL 100 INDX FD	IOO	0
ISHARES S&P TOPIX 150	ITF	0
ISHARES TR 1-3 YR TRS BD FD	SHY	0
ISHARES TR 20 PLUS YR TRS BD	TLT	0
ISHARES TR 7-10 YR TRS BD FD	IEF	0
ISHARES TR DJ TRANSP AVG IDX	IYT	0
ISHARES TR DJ US BASIC MAT	IYM	0
ISHARES TR DJ US CHEMICALS	IYD	0

ISHARES TR DJ US CONS GOODS	IYK	0
ISHARES TR DJ US CONS SVCS	IYC	0
ISHARES TR DJ US ENERGY	IYE	0
ISHARES TR DJ US FINL SEC	IYF	0
ISHARES TR DJ US FINL SVC	IYG	0
ISHARES TR DJ US HEALTHCARE	IYH	0
ISHARES TR DJ US INDUSTRIAL	IYJ	0
ISHARES TR DJ US INTERNET	IYV	0
ISHARES TR DJ US REAL ESTATE	IYR	0
ISHARES TR DJ US TECH SEC	IYW	0
ISHARES TR DJ US TELECOMM	IYZ	0
ISHARES TR DJ US TOTAL MKT	IYY	0
ISHARES TR DJ US UTILITIES	IDU	0
ISHARES TR GS CORP BD FD	LQD	0
ISHARES TR LARGE VALUE INDEX	JKF	0
ISHARES TR MSCI EAFE IDX	EFA	0
ISHARES TR NYSE 100 INDEX FD	NY	0
ISHARES TR NYSE COMP INDX FD	NYC	0
ISHARES TR RUSSELL 1000	IWB	0
ISHARES TR RUSSELL 1000 GWTH	IWF	0
ISHARES TR RUSSELL 1000 VALU	IWD	0
ISHARES TR RUSSELL 2000	IWM	0
ISHARES TR RUSSELL 2000 GWTH	IWO	0
ISHARES TR RUSSELL 2000 VAL	IWN	0
ISHARES TR RUSSELL 3000	IWV	0
ISHARES TR RUSSELL 3000 GWTH	IWZ	0
ISHARES TR RUSSELL 3000 VAL	IWW	0
ISHARES TR S&P 1500 INDEX	ISI	0
ISHARES TR S&P 500	IVV	0
ISHARES TR S&P EUROPE 350	IEV	0
ISHARES TR S&P GBL ENERGY	IXC	0
ISHARES TR S&P GBL FINANCIAL	IXG	0
ISHARES TR S&P GBL HLTHCARE	IXJ	0
ISHARES TR S&P GBL INFOTEC	IXN	0
ISHARES TR S&P GBL TELCM IDX	IXP	0
ISHARES TR S&P MDCP BARRA GR	IJK	0
ISHARES TR S&P MID BARRA VAL	IJJ	0
ISHARES TR S&P MIDCAP 400	IJH	0
ISHARES TR S&P SMALLCAP 600	IJR	0
ISHARES TR S&P SMCP BARRA GR	IJT	0
ISHARES TR S&P SML BARRA VAL	IJS	0
ISHARES TR S&P/BARRA GROWTH	IVW	0
ISHARES TR S&P/BARRA VALU	IVE	0
ISHARES TR S&P/TSE60	IKC	0
ISHARES TR TIPS BOND FUND	TIP	0
ISHARES TRUST GLDM SACHS TEC	IGM	0
ISHARES TRUST LEHMAN AGG BND	AGG	0
ISHARES TRUST S&P LTN AM 40	ILF	0
ISHARES-GLDMNS NATL RES FD	IGE	0
ISHARES-MSCI PAC JAPAN IDX	EPP	0
ITALY FUND	ITA	0
JAPAN EQUITY FUND INC	JEQ	0

JAPAN SMALL CAP FUND INC	JOF	0
JF CHINA REGION FUND INC	JFC	0
JL HALSEY CORP	3JLHY	0
JOHN HANCOCK INVESTORS TRUST	JHI	0
JOINTLAND DEVELOPMENT INC	3JLDV	0
JPY HOLDINGS LTD	8354B	0
K2 DIGITAL INC	3KTWO	0
KOREA EQUITY FUND INC	KEF	0
KOREA FUND	KF	0
LATIN AMER EQUITY FUND INC	LAQ	0
LATIN AMERICAN DISCOVERY FD	LDF	0
LAZARD GLOBAL TOTAL RET INCM	LGI	0
LBP INC	3LBPZE	0
LEAP TECHNOLOGY INC	3LPTC	0
LEHMAN ABS CORP BACK TR CTFS	CVI	0
LEHMAN BR FIRST TR INCM OPP	LBC	0
LIBERTY ALL-STAR EQUITY	USA	0
LIBERTY ALL-STAR GROWTH FUND	ASG	0
LINCOLN NATIONAL CV SEC	LNV	0
LINCOLN NATL INCM FD INC	LND	0
MACQUARIE/FIRST TRUST GLOBAL	MFD	0
MADISON STRAT SECTOR PREM FD	MSP	0
MADISON/CLAYMORE CVD CALL FD	MCN	0
MAGNA-LAB INC -CL A	3MAGLA	0
MAGNUM D'OR RESOURCES INC	3MAGR	0
MAILKEY CORP	3MAKY	0
MALAYSIA FUND	MF	0
MANAGED HIGH INCOME PTFL INC	MHY	0
MANAGED HIGH YIELD PLUS FUND	HYF	0
MANAGED MUNS PORTFOLIO INC	MMU	0
MARKET 2000 HOLDRS TR	MKH	0
MASS HEALTH & ED TX EXMPT TR	MHE	0
MASSMUTUAL CORP INV	MCI	0
MASSMUTUAL PARTN INVS	MPV	0
MBIA CAP/CLAYMORE MGD MUN FD	MZF	0
MEDIAONE FINANCE TRUST III	UMG.PC	0
MEDICALOGIC/MEDSCAPE INC	MDLIZ	0
MEXICO EQUITY & INCOME FD	MXE	0
MEXICO FUND	MXF	0
MFS CHARTER INCOME TR	MCR	0
MFS GVT MKTS INCOME TR	MGF	0
MFS INTERM INCOME SBI	MIN	0
MFS MULTIMARKET INCOME TR	MMT	0
MFS MUNICIPAL INC TR	MFM	0
MFS SPECIAL VALUE TRUST	MFV	0
MICRO BIO MEDICAL WASTE SYS	3MBMWE	0
MIDCAP SPDR TR	MDY	0
MINNESOTA MUN INCM PTFL INC	MXA	0
MINNESOTA MUN TERM TR INC	3MNML	0
MINNESOTA MUN TERM TR INC II	MNB	0
MM COMPANIES INC	3MMCO	0
MONTGOMERY STREET INCOME SEC	MTS	0

MORGAN FUNSHARES	MFUN	0
MORGAN GROUP HLDG CO	MGHL	0
MORGAN STAN ASIA PACIFIC FD	APF	0
MORGAN STAN EASTERN EUROPE	RNE	0
MORGAN STAN EMERGING MKTS FD	MSF	0
MORGAN STAN EMG MKT DEBT FD	MSD	0
MORGAN STAN GLBL OPTY BD FD	MGB	0
MORGAN STAN HI YLD FD INC	MSY	0
MORGAN STAN INDIA INVT FD	IIF	0
MORGAN STANLEY CAP TR III	MWR	0
MORGAN STANLEY CAP TR IV	MWG	0
MORGAN STANLEY PRIME INCM TR	XPITX	0
MORGAN STANLY CAL INS MUNI	IIC	0
MORGAN STANLY CAL QUAL MUNI	IQC	0
MORGAN STANLY GVT INCOME SBI	GVT	0
MORGAN STANLY INCOME SEC	ICB	0
MORGAN STANLY INS CAL MUNI	ICS	0
MORGAN STANLY INS MUNI BD TR	IMB	0
MORGAN STANLY INS MUNI INCME	IIM	0
MORGAN STANLY INSRD MUNI SEC	IMS	0
MORGAN STANLY INSRD MUNI TR	IMT	0
MORGAN STANLY MNI INC OPP II	OIB	0
MORGAN STANLY MUNI INCME OPP	OIA	0
MORGAN STANLY MUNI PREM INCM	PIA	0
MORGAN STANLY N Y QUAL MUNI	IQN	0
MORGAN STANLY QUAL MUNI INCM	IQI	0
MORGAN STANLY QUAL MUNI INV	IQT	0
MORGAN STANLY QUAL MUNI SEC	IQM	0
MORGAN STNLY MNI INC OPP III	OIC	0
MOVING BYTES INC	3MBYTF	0
MUNI HIGH INCOME FD	MHF	0
MUNI INTERMD DURATION FD INC	MUI	0
MUNI N Y INTERMD DURATION FD	MNE	0
MUNIASSETS FUND INC	MUA	0
MUNICIPAL ADVANTAGE FUND INC	MAF	0
MUNIENHANCED FUND	MEN	0
MUNIHOLDINGS CALIF INSD FD	MUC	0
MUNIHOLDINGS FLA INSD FUND	MFL	0
MUNIHOLDINGS FUND II INC	MUH	0
MUNIHOLDINGS FUND INC	MHD	0
MUNIHOLDINGS INSD FD II INC	MUE	0
MUNIHOLDINGS INSD FUND INC	MUS	0
MUNIHOLDINGS NJ INSD FD INC	MUJ	0
MUNIHOLDINGS NY INSD FUND	MHN	0
MUNIVEST FD II INC	MVT	0
MUNIVEST FUND	MVF	0
MUNIYIELD ARIZ FD II INC	MZA	0
MUNIYIELD CALIF FD INC	MYC	0
MUNIYIELD CALIF INSD FD	MCA	0
MUNIYIELD FD INC	MYD	0
MUNIYIELD FLA FD	MYF	0
MUNIYIELD FLA INSD FD	MFT	0

MUNIYIELD INSD FD INC	MYI	0
MUNIYIELD MICH INS FD II	MYM	0
MUNIYIELD MICH INSD FD INC	MIY	0
MUNIYIELD N J FD INC	MYJ	0
MUNIYIELD N Y INSD FD INC	MYN	0
MUNIYIELD NJ INSD FD INC	MJI	0
MUNIYIELD PA INSD FD	MPA	0
MUNIYIELD QUALITY FD II INC	MQT	0
MUNIYIELD QUALITY FD INC	MQY	0
MVC CAPITAL INC	MVC	0
NAIC GROWTH FUND INC	3GRTH	0
NASDAQ 100 TR	QQQQ	0
NATIONS GOVT INC TRM TR 2004	NGF	0
NATIONS GOVT INCM TM TR 2003	NGI	0
NB CAPITAL CORP	NBD	0
NETWORKS ASSOC -PRE AMEND	NET.N	0
NEUBERGER BERMAN CA INT MUN	NBW	0
NEUBERGER BERMAN INCOME OPP	NOX	0
NEUBERGER BERMAN INTER MUNI	NBH	0
NEUBERGER BERMAN NY INT MUN	NBO	0
NEUBERGER BERMAN RE INCM FD	NRL	0
NEUBERGER BERMAN RE SEC FD	NRO	0
NEUBERGER BERMAN RLTY INC FD	NRI	0
NEW AMERICA HI INCOME FUND	HYB	0
NEW GERMANY FD	GF	0
NEW IRELAND FUND INC	IRL	0
NEW YORK CMNTY CAP TR V	NYB.PU	0
NEXTERA ENTERPRISES INC	NXRA	0
NFJ DIVIDEND INTRST&PREM STR	NFJ	0
NICHOLAS-APPLEGATE CV & INC	NCV	0
NICHOLAS-APPLEGATE CV&INC II	NCZ	0
NICHOLAS-APPLEGATE INTL&PREM	NAI	0
NORMEXSTEEL INC	3NXSIE	0
NORTH AMER GAMING & ENTMT CP	3NAGM	0
NOVA NATURAL RESOURCES CORP	3NVNUE	0
NT HOLDING CORP	3NTHH	0
NUVEEN ARIZ DIVID ADV MUN FD	NFZ	0
NUVEEN ARIZ PREM INCM MUN FD	NAZ	0
NUVEEN AZ DIV ADV MUN FD 3	NXE	0
NUVEEN AZ DIVID ADV MUN FD 2	NKR	0
NUVEEN CA DIV ADV MUN FD II	NVX	0
NUVEEN CA DIV ADV MUNI FD 3	NZH	0
NUVEEN CA DIVID ADV MUN FD	NAC	0
NUVEEN CA INVT QUAL MUN FD	NQC	0
NUVEEN CA MUN MKT OPP FD INC	NCO	0
NUVEEN CA PREM INCOME MUN FD	NCU	0
NUVEEN CA QLTY INCM MUN FD	NUC	0
NUVEEN CA SEL TAX FREE INCM	NXC	0
NUVEEN CA SELECT QTY MUN FD	NVC	0
NUVEEN CAL MUNI VAL FD	NCA	0
NUVEEN CAL PERFORM PLUS MUN	NCP	0
NUVEEN CONN PREM INCM MUN FD	NTC	0

NUVEEN CT DIV ADV MUN FD 3	NGO	0
NUVEEN CT DIVID ADV MUN FD	NFC	0
NUVEEN CT DIVID ADV MUN FD 2	NGK	0
NUVEEN DIV ADV MUN FD II	NXZ	0
NUVEEN DIV ADV MUNI FD 3	NZF	0
NUVEEN DIVERSIFIED DIV INCM	JDD	0
NUVEEN DIVID ADVANTAGE MUN	NAD	0
NUVEEN EQUITY PREMIUM INC FD	JPZ	0
NUVEEN EQUITY PREMIUM OPP FD	JSN	0
NUVEEN FL QUALITY INC MUN FD	NUF	0
NUVEEN FLA INVT QUAL MUN FD	NQF	0
NUVEEN FLOATING RATE INCM OP	JRO	0
NUVEEN FLOATNG RATE INCME FD	JFR	0
NUVEEN GA DIV ADV MUN FD 2	NKG	0
NUVEEN GA DIV ADV MUNI FD	NZX	0
NUVEEN GA PREM INCOME MUN FD	NPG	0
NUVEEN INS CA TX FR ADV MUN	NKX	0
NUVEEN INS FL TX FR ADV MUN	NWF	0
NUVEEN INS MA TX FR ADV MUNF	NGX	0
NUVEEN INS NY TX FR ADV MUN	NRK	0
NUVEEN INSD CA DIVID ADV MUN	NKL	0
NUVEEN INSD CA PREM INCM MUN	NCL	0
NUVEEN INSD CALIF PREM INCM	NPC	0
NUVEEN INSD DIVID ADV MUN FD	NVG	0
NUVEEN INSD FLA PREM INCM	NFL	0
NUVEEN INSD MUN OPPORTNTY FD	NIO	0
NUVEEN INSD N Y PREM INCM	NNF	0
NUVEEN INSD NEW YORK DIVID	NKO	0
NUVEEN INSD PREM INC FUND 2	NPX	0
NUVEEN INSD QUALITY MUN FD	NQI	0
NUVEEN INVT QUALITY MUN FD	NQM	0
NUVEEN MASS DIVID ADV MUN FD	NMB	0
NUVEEN MASS PREM INCM MUN FD	NMT	0
NUVEEN MD DIV ADV MUN FD 3	NWI	0
NUVEEN MD DIV ADV MUNI FD 2	NZR	0
NUVEEN MD DIVID ADV MUN FD	NFM	0
NUVEEN MD PREM INCM MUN FD	NMY	0
NUVEEN MI DIV ADV MUNI FD	NZW	0
NUVEEN MICH PREM INCM MUN FD	NMP	0
NUVEEN MICH QUAL INCM MUN FD	NUM	0
NUVEEN MO PREM INCOME MUN FD	NOM	0
NUVEEN MUN ADVANTAGE FD INC	NMA	0
NUVEEN MUN HIGH INC OPP FD	NMZ	0
NUVEEN MUN MKT OPPORTNTY FD	NMO	0
NUVEEN MUNI VALUE FD	NUV	0
NUVEEN MUNICIPAL INCOME FUND	NMI	0
NUVEEN N C DIV ADV FD 2	NNO	0
NUVEEN N C PREM INCM MUN FD	NNC	0
NUVEEN N J INVT QUAL MUN FD	NQJ	0
NUVEEN N J PREM INCM MUN FD	NNJ	0
NUVEEN N Y MUNI VALUE FUND	NNY	0
NUVEEN N Y PERFORM PLUS MUN	NNP	0

NUVEEN N Y SELECT QTY MUN FD	NVN	0
NUVEEN NC DIV ADV MUN FD 3	NII	0
NUVEEN NC DIVID ADV MUN FD	NRB	0
NUVEEN NJ DIV ADVANTAGE MUN	NXJ	0
NUVEEN NJ DIVID ADV MUN FD 2	NUJ	0
NUVEEN NY DIV ADV MUN FD II	NXK	0
NUVEEN NY DIVID ADV MUN FD	NAN	0
NUVEEN NY INVT QUAL MUN FD	NQN	0
NUVEEN NY QLTY INCM MUN FD	NUN	0
NUVEEN NY SEL TAX FREE INC	NXN	0
NUVEEN OH DIV ADV MUNI FD 2	NBJ	0
NUVEEN OH DIV ADV MUN FD	NXI	0
NUVEEN OH DIVID ADV MUN FD 3	NVJ	0
NUVEEN OHIO QUAL INCM MUN FD	NUO	0
NUVEEN PA DIV ADVANTAGE MUN	NXM	0
NUVEEN PA DIVID ADV MUN FD 2	NVY	0
NUVEEN PA INVT QUAL MUN FD	NQP	0
NUVEEN PA PREM INCM MUN FD 2	NPY	0
NUVEEN PERFORM PLUS MUNI	NPP	0
NUVEEN PFD & CONV INCM FD	JPC	0
NUVEEN PFD & CONV INCOME FD2	JQC	0
NUVEEN PREM INCOME MUN FD 2	NPM	0
NUVEEN PREM INCOME MUN FD 4	NPT	0
NUVEEN PREM INCOME MUNI	NPI	0
NUVEEN PREMIER INSD MUN INCM	NIF	0
NUVEEN PREMIER MUN INCM FD	NPF	0
NUVEEN QUAL INCM MUN FD INC	NQU	0
NUVEEN QUAL PFD INCM FD II	JPS	0
NUVEEN QUALITY PFD INC FD 3	JHP	0
NUVEEN QUALITY PFD INCOME FD	JTP	0
NUVEEN REAL ESTATE INCOME FD	JRS	0
NUVEEN SELECT MAT MUN FD	NIM	0
NUVEEN SELECT QUAL MUN FD	NQS	0
NUVEEN SELECT TAX-FREE INCM	NXP	0
NUVEEN SELECT TX FR INCM PTL	NXQ	0
NUVEEN SLCT TX FR INCM PTL 3	NXR	0
NUVEEN SR INCOME FD	NSL	0
NUVEEN TAX FREE ADV MUN FD	NEA	0
NUVEEN TAX-ADV TOT RET ST FD	JTA	0
NUVEEN TAX-ADVANTGD FLTG RT	JFP	0
NUVEEN TEX QUAL INCM MUN FD	NTX	0
NUVEEN VA DIV ADV MUNI FD 2	NNB	0
NUVEEN VA DIVID ADV MUN FD	NGB	0
NUVEEN VA PREM INCM MUN FD	NPV	0
NUWAY MEDICAL INC	NMED	0
OIL SERVICE HOLDRS TR	OIH	0
ONSPAN NETWORKING INC	3ONSP	0
OPPENHEIMER MULTI-SECTOR	OMS	0
OPTICON MEDICAL INC	OPMI	0
ORTHODONTIX INC	3OTIX	0
PACE HEALTH MGMT SYS INC	3PCES	0
PACHOLDER HIGH YIELD FD INC	PHF	0

PACIFIC AMERICAN INCM SHARES	PAI	0
PETROLEUM & RESOURCES	PEO	0
PHARMACEUTICAL HLDRS TR	PPH	0
PHOTONICS CORP	3PHOX	0
PIMCO CA MUNICIPAL INCOME FD	PCQ	0
PIMCO CALIF MUN INC FD III	PZC	0
PIMCO CALIF MUN INCOME FD II	PCK	0
PIMCO COML MTG SECS TR INC	PCM	0
PIMCO CORPORATE INCOME FUND	PCN	0
PIMCO CORPORATE OPP FD	PTY	0
PIMCO FLOATING RATE INCM FD	PFL	0
PIMCO FLOATING RATE STRAT FD	PFN	0
PIMCO HIGH INCOME FD	PHK	0
PIMCO MUN INCOME FD III	PMX	0
PIMCO MUNICIPAL INCOME FD	PMF	0
PIMCO MUNICIPAL INCOME FD II	PML	0
PIMCO NY MUN INCM FD II	PNI	0
PIMCO NY MUN INCM FD III	PYN	0
PIMCO NY MUNICIPAL INCOME FD	PNF	0
PIMCO STRATGIC GLBL GVT FD	RCS	0
PINGCHUAN PHARMACEUTICAL INC	3PGCN	0
PIONEER FLOATING RATE TR	PHD	0
PIONEER HIGH INCOME TR	PHT	0
PIONEER INTEREST SHS INC	MUO	0
PIONEER MUN HIGH INC ADV TR	MAV	0
PIONEER MUNICIPAL HIGH INCM	MHI	0
PIONEER TAX ADV BALANCED TR	PBF	0
POWERBRIEF INC	PWRB	0
POWERCERV CORP	PCRV	0
POWERSHARES ETF TRUST DMP	PWC	0
POWERSHARES ETF TRUST OTC	PWO	0
PREFERRED & CORP INC STRATEG	PSW	0
PREFERRED INCOME STRATEGIES	PSY	0
PRINCETON MEDIA GROUP INC	PMGIF	0
PROSPECT ENERGY CORP	PSEC	0
PROSPECT MEDICAL HLDGS INC	PZZ	0
PROSPECT STREET HI INCOME	PHY	0
PROSPECT STREET INCOME SHS	CNN	0
PURCHASESOFT INC	3PURCE	0
PUTNAM CALIF INVT GRADE MUN	PCA	0
PUTNAM HI INCOME BOND FD	PCF	0
PUTNAM HI YIELD MUNI	PYM	0
PUTNAM INVT GRADE MUN TR	PGM	0
PUTNAM MANAGED HIGH YIELD TR	PTM	0
PUTNAM MANAGED MUNI INCOME	PMM	0
PUTNAM MASTER INCOME TR	PMT	0
PUTNAM MASTER INTERM INCOME	PIM	0
PUTNAM MUN OPPORTUNITIES TR	PMO	0
PUTNAM MUNICIPAL BOND FUND	PMG	0
PUTNAM N Y INVT GRADE MUN TR	PMN	0
PUTNAM PREMIER INCOME TR	PPT	0
PUTNAM TAX-FREE HEALTH CARE	PMH	0

QORUS.COM INC	3QRUS	0
REAL ESTATE INCOME FUND INC	RIT	0
REAVES UTILITY INCOME FUND	UTG	0
REDDI BRAKE SUPPLY CORP	3RDDI	0
REGENCY AFFILIATES INC	3RAFI	0
REGIONAL BK HOLDRS TR	RKH	0
RENAISSANCE CAP G&I FD III	RENN	0
REPUBLIC GOLDFIELDS	3RPGDF	0
RETAIL HOLDERS TR	RTH	0
RIDGEFIELD ACQUISITION CORP	3RDGA	0
RMK ADVANTAGE INCOME FD INC	RMA	0
RMK HIGH INCOME FUND INC	RMH	0
RMK STRATEGIC INCOME FD INC	RSF	0
RMR FIRE FUND	RFR	0
RMR REAL ESTATE FUND	RMR	0
ROYCE FOCUS TRUST INC	FUND	0
ROYCE MICRO-CAP TRUST INC	RMT	0
ROYCE VALUE TRUST	RVT	0
RYDEX ETF TR-RUSSELL TOP 50	XLG	0
RYDEX ETF TRUST	RSP	0
S&P 500 COVERED CALL FUND	BEP	0
S&P 500 GEARED FUND INC	GRE	0
S&P 500 PROTECTED EQUITY FD	PEFX	0
S&P QUALITY RANKINGS GLOBAL	BQY	0
SAFFRON FUND INC	SZF	0
SAL TRUST PREFERRED FUND I	PBA	0
SALOMON BR INFLATION MGMT FD	IMF	0
SALOMON BROS 2008 WORLDWIDE	SBG	0
SALOMON BROS CAP & INCM FUND	SCD	0
SALOMON BROS EMERG MKT DEBT	ESD	0
SALOMON BROS EMERG MKT FD II	EDF	0
SALOMON BROS EMERG MKT FL RT	EFL	0
SALOMON BROS EMERG MKT INCM	EMD	0
SALOMON BROS GLBL HIGH INCM	EHI	0
SALOMON BROS GLBL PRTNR INCM	GDF	0
SALOMON BROS HI INCM FD INC	HIF	0
SALOMON BROS HIGH INCM FD II	HIX	0
SALOMON BROS MUNI PRTNRS FD	MNP	0
SALOMON BROS MUNI PRTNRS II	MPT	0
SALOMON BROS VAR RT STRAT FD	GFY	0
SALOMON BROS WORLDWIDE INCM	SBW	0
SALOMON BROTHERS FUND INC	SBF	0
SANDSTON CORP	3SDON	0
SCUDDER INTERM GVT TR	KGT	0
SCUDDER GLOBAL COMMODITIES	GCS	0
SCUDDER GLOBAL HIGH INCM FD	LBF	0
SCUDDER HIGH INCOME TRUST	KHI	0
SCUDDER MULTI-MKT INCOME	KMM	0
SCUDDER MUNICIPAL INCOME TR	KTF	0
SCUDDER NEW ASIA FD	SAF	0
SCUDDER RREEF REAL EST FD II	SRO	0
SCUDDER RREEF REAL ESTATE FD	SRQ	0

SCUDDER STRATEGIC INCOME TR	KST	0
SCUDDER STRATEGIC MUNI TR	KSM	0
SECTOR SPDR (CONSUMER DISCR)	XLY	0
SECTOR SPDR (HEALTH CARE)	XLV	0
SECTOR SPDR (MATERIALS)	XLB	0
SECTOR SPDR (SBI CONS STPLS)	XLP	0
SECTOR SPDR (SBI INT-ENERGY)	XLE	0
SECTOR SPDR (SBI INT-FINL)	XLF	0
SECTOR SPDR (SBI INT-INDS)	XLI	0
SECTOR SPDR (SBI INT-TECH)	XLK	0
SECTOR SPDR (SBI INT-UTILS)	XLU	0
SELIGMAN NEW TECHNOLOGIES FD	XSTFX	0
SELIGMAN QUALITY MUN FD INC	SQF	0
SELIGMAN SELECT MUN FD INC	SEL	0
SEMICONDUCTOR HLDRS TR	SMH	0
SENIOR HIGH INCOME PTFL INC	ARK	0
SINGAPORE FD INC	SGF	0
SITI-SITES.COM INC	SITN	0
SOFTWARE HOLDRS TR	SWH	0
SOURCE CAPITAL INC	SOR	0
SOUTHERN AFRICA FUND INC	SOA	0
SPAIN FUND	SNF	0
SPDR TRUST SERIES 1	SPY	0
STERLING CAPITAL CORP	SPR	0
STRATEGIC GLOBAL INCM FD INC	SGL	0
STREETTRACKS DJ EURO STOX FD	FEZ	0
STREETTRACKS DJ GLOBL TITANS	DGT	0
STREETTRACKS DJ LRG CAP GRW	ELG	0
STREETTRACKS DJ LRG CAP VAL	ELV	0
STREETTRACKS DJ SML CAP GRW	DSG	0
STREETTRACKS DJ SML CAP VAL	DSV	0
STREETTRACKS DJ STOXX 50 FD	FEU	0
STREETTRACKS FORTUNE 500	FFF	0
STREETTRACKS GOLD TRUST	GLD	0
STREETTRACKS MS HIGH TECH 35	MTK	0
STREETTRACKS MS INTERNET	MII.2	0
STREETTRACKS SPDR O STRIP	OOO	0
STREETTRACKS WILSHIRE REIT	RWR	0
SUN OIL & GAS CORP	3SUOG	0
SVB CAPITAL II	SIVBO	0
SWISS HELVETIA FUND	SWZ	0
TAIWAN FUND	TWN	0
TAIWAN GREATER CHINA FUND	TFC	0
TCW CONV SECURITIES FUND INC	CVT	0
TCW/DW TERM TR 2002	TRM.2	0
TCW/DW TERM TRUST 2003	TMT	0
TECHNOLOGY INVT CAP CORP	TICC	0
TEDA TECHNOLOGIES INT	0361B	0
TELECOM HOLDERS TR	TTH	0
TEMPLETON CHINA WORLD FD INC	TCH	0
TEMPLETON DRAGON FD INC	TDF	0
TEMPLETON EMERGING MKTS	EMF	0

TEMPLETON EMERGING MKTS INCM	TEI	0
TEMPLETON GLOBAL INCOME FUND	GIM	0
TEMPLETON RUSSIA & E EURO FD	TRF	0
TGFIN HOLDINGS INC	3TGFN	0
THAI CAPITAL FUND INC	TF	0
THAI FUND	TTF	0
TIME WARNER INC -PRE AMEND	TWX.M	0
TORTOISE ENERGY INFRASTR CP	TYG	0
TRACKER CORP OF AMERICA	TRKR	0
TRANSAMERICA INCOME SHARES	TAI	0
TRI-CONTINENTAL CORP	TY	0
TRUST CTFS 2001-1 BEAR STEAR	TZE	0
TS&W CLAYMORE TAX ADVNTG BL	TYW	0
TURKISH INVT FD INC	TKF	0
TUXIS CORP	TUX	0
TYCO INTL LTD -PRE AMEND	TYC.M	0
UNITED AMERICAN CORP	3UAMA	0
UNITED COMPANIES CORP	3UCPJ	0
UNIVERSAL COMM SYSTEMS INC	3UCSY	0
UNIVERSAL FOOD & BEVERAGE CO	3UFBV	0
USTMAN TECHNOLOGIES INC	3USTX	0
UTILITIES HOLDRS TR	UTH	0
VAN KAMP AM CAP OH QUAL MUN	VOQ	0
VAN KAMP AM CAP PA QUAL MUN	VPQ	0
VAN KAMPEN ADVANTAGE MUN II	VKI	0
VAN KAMPEN ADVANTAGE MUN INC	VKA	0
VAN KAMPEN ADVANTAGE PA MUN	VAP	0
VAN KAMPEN AM CAP SR INCM TR	VVR	0
VAN KAMPEN AM CAP TR INVT NY	VTN	0
VAN KAMPEN AM CAP TR INVT PA	VTP	0
VAN KAMPEN BOND FUND	VBF	0
VAN KAMPEN CALIF MUN TR	VKC	0
VAN KAMPEN CALIF QUALITY MUN	VQC	0
VAN KAMPEN CALIF VALUE MUN	VCV	0
VAN KAMPEN FL QUALITY MUN TR	VFM	0
VAN KAMPEN HIGH INCOME TR	VIT	0
VAN KAMPEN HIGH INCOME TR II	VLT	0
VAN KAMPEN INCOME TR	VIN	0
VAN KAMPEN INVT GRADE MUN TR	VIG	0
VAN KAMPEN MASS VALUE MUN IN	VMV	0
VAN KAMPEN MUN INCOME TR	VMT	0
VAN KAMPEN MUN OPPTY II	VOT	0
VAN KAMPEN MUN OPPTY TR	VMO	0
VAN KAMPEN MUN TR	VKQ	0
VAN KAMPEN NY QUALITY MUN TR	VNM	0
VAN KAMPEN NY VALUE MUN INC	VNV	0
VAN KAMPEN OHIO VALUE MUN IN	VOV	0
VAN KAMPEN PA VALUE MUN INCO	VPV	0
VAN KAMPEN SELECT SECTOR MUN	VKL	0
VAN KAMPEN STRATEGIC SECTOR	VKS	0
VAN KAMPEN TR INSD MUNS	VIM	0
VAN KAMPEN TR INVT FLA MUN	VTF	0

VAN KAMPEN TR INVT GRADE CA	VIC	0
VAN KAMPEN TR INVT GRADE MUN	VGM	0
VAN KAMPEN TR INVT GRADE NY	VTJ	0
VAN KAMPEN VALUE MUN INCOME	VKV	0
VANGUARD EXTENDED MKT IDX FD	VXF	0
VANGUARD SMALL CP VAL VIPERS	VBR	0
VANGUARD TOTAL STOCK MKT IDX	VTI	0
VESTAUR SECURITIES FUND	VES	0
VINOBLE INC	3VNBL	0
VPGI CORP	3VPGI	0
VSI LIQUIDATION CORP	VALE	0
W3 GROUP INC	3WWWT	0
WANNIGAN CAPITAL CORP	WGAN	0
WATERSIDE CAPITAL CORP	WSCC	0
WAYCOOL3D INC -REDH	0333B	0
WELLS FARGO CAPITAL IV	WSF	0
WELLS FARGO CAPITAL IX	JWF	0
WELLS FARGO CAPITAL VII	WPK	0
WESTERN ASSET CLAYMORE US TR	WIA	0
WESTERN ASSET PREMIER BD FD	WEA	0
WESTERN ASSET/CLYMRE US TR 2	WIW	0
WINCROFT INC	WINN	0
WINFIELD CAPITAL CORP	3WCAP	0
WIRELESS HOLDRS TR	WMH	0
WORLDSTAR ENERGY CORP	3WSTRE	0
XDOGS INC	3XDGI	0
Z-SEVEN FUND INC	ZSEV	0
ZANN CORP	3ZNNC	0
ZENIX INCOME FD INC	ZIF	0
ZWEIG FUND	ZF	0
ZWEIG TOTAL RETURN FD	ZTR	0
ABLE ENERGY INC	ABLE	10
ABRAXAS PETROLEUM CORP/NV	ABP	10
ADAMS RESOURCES & ENERGY INC	AE	10
AGWAY INC	1900B	10
ALLIANCE RESOURCE PTNRS -LP	ARLP	10
ALLIS-CHALMERS ENERGY INC	ALY	10
ALPHA NATURAL RESOURCES INC	ANR	10
ALTEX INDUSTRIES INC	3ALTX	10
AMBER RESOURCES CO OF COLO	3AMBE	10
AMER INTL PETROLEUM CORP	AIPN	10
AMERADA HESS CORP	AHC	10
AMERIGAS PARTNERS -LP	APU	10
ANADARKO PETROLEUM CORP	APC	10
ANR PIPELINE CO	4267A	10
APACHE CORP	APA	10
APCO ARGENTINA INC	APAGF	10
ARABIAN AMERICAN DEVELOPMENT	ARSD	10
ARCH COAL INC	ACI	10
ARENA RESOURCES INC	ARD	10
ARLINGTON TANKERS LTD	ATB	10
AS DAMPSKIBSSELSKABT TRM-ADR	TRMD	10

ASHLAND INC	ASH	10
ASPEN EXPLORATION CORP	3ASPN	10
ASPEN GROUP RESOURCES CORP	ASRPF	10
ASSURE ENERGY INC	3ASURF	10
ATLAS AMERICA INC	ATLS	10
ATLAS PIPELINE PARTNER LP	APL	10
ATP OIL & GAS CORP	ATPG	10
ATWOOD OCEANICS	ATW	10
AUSTRAL PACIFIC ENERGY LTD	AEN	10
AUSTRALIAN-CANADIAN OIL ROYL	3AUCAF	10
AVOCA INC	AVOA	10
BAKER HUGHES INC	BHI	10
BARNWELL INDUSTRIES	BRN	10
BASIC EARTH SCIENCE SYS INC	3BSIC	10
BELDEN & BLAKE CORP	9703B	10
BERRY PETROLEUM -CL A	BRY	10
BG GROUP PLC -ADR	BRG	10
BILL BARRETT CORP	BBG	10
BJ SERVICES CO	BJS	10
BLACKROCK GLOBAL ENRGY & RES	BGR	10
BLUE DOLPHIN ENERGY CO	BDCO	10
BLUE RIDGE ENERGY INC	3BREY	10
BOIS D ARC ENERGY INC-REDH	BDE	10
BOLT TECHNOLOGY CORP	BTJ	10
BOOTS&COOTS/INTL WELL CONTRL	WEL	10
BP PLC -ADR	BP	10
BP PRUDHOE BAY ROYALTY TRUST	BPT	10
BPK RESOURCES INC	3BPKRE	10
BRIGHAM EXPLORATION CO	BEXP	10
BUCKEYE PARTNERS -LP	BPL	10
BURLINGTON RESOURCES INC	BR	10
CABOT OIL & GAS CORP	COG	10
CADENCE RESOURCES CORP	3CDNR	10
CAL DIVE INTERNATIONAL INC	CDIS	10
CALCASIEU REAL ESTATE&OIL CO	CKX	10
CALLON PETROLEUM CO/DE	CPE	10
CAMBRIDGE ENERGY CORP	CNGG	10
CAMECO CORP	CCJ	10
CANADA SOUTHERN PETROLEUM	CSPLF	10
CANADIAN NATURAL RESOURCES	CNQ	10
CANADIAN SUPERIOR ENERGY INC	SNG	10
CANARGO ENERGY CORP	CNR	10
CAPCO ENERGY INC	3CGYNE	10
CARBO CERAMICS INC	CRR	10
CARRIZO OIL & GAS INC	CRZO	10
CASTLE ENERGY CORP	CECX	10
CE FRANKLIN LTD	CFK	10
CENTRAL NATURAL RES INC	CTNR	10
CHAPARRAL RESOURCES INC	3CHAR	10
CHC HELICOPTER CORP -CL A	FLI	10
CHENIERE ENERGY INC	LNG	10
CHESAPEAKE ENERGY CORP	CHK	10

CHEVRON CORP	CVX	10
CHINA PETROLEUM & CHEM -ADR	SNP	10
CIMAREX ENERGY CO	XEC	10
CITGO PETROLEUM CORP	9805B	10
CITYVIEW CORP LTD	3CTVWF	10
CLAYTON WILLIAMS ENERGY INC	CWEI	10
CLICKABLE ENTERPRISES INC	3CKEI	10
CNOOC LTD -ADR	CEO	10
COASTAL CARIBBEAN OILS&MINL	3COCBE	10
COFFEYVILLE RESOURCES -REDH	0731B	10
COHO ENERGY INC	CHOHQ	10
COLORADO INTERSTATE GAS CO	CGP1	10
COMPAGNIE GEN GEOPHYS -ADR	GGY	10
COMSTOCK RESOURCES INC	CRK	10
CONOCOPHILLIPS	COP	10
CONSOL ENERGY INC	CNX	10
CONSOLIDATED ENERGY INC	3CEIW	10
CONSOLIDATED MED MGMT INC	3CMMI	10
CONTANGO OIL & GAS CO	MCF	10
CONTINENTAL RESOURCES INC	0576B	10
COOPER CAMERON CORP	CAM	10
COPANO ENERGY LLC	CPNO	10
CORE LABORATORIES NV	CLB	10
CREDO PETROLEUM CORP	CRED	10
CRESTED CORP	3CBAG	10
CROSS TIMBERS ROYALTY TRUST	CRT	10
CROSSTEX ENERGY INC	XTXI	10
CROSSTEX ENERGY LP	XTEX	10
CUBIC ENERGY INC	3QBIK	10
DALECO RESOURCES CORP	3DLOV	10
DAWSON GEOPHYSICAL CO	DWSN	10
DELTA PETROLEUM CORP	DPTR	10
DENBURY RESOURCES INC	DNR	10
DEVON ENERGY CORP	DVN	10
DIAMOND OFFSHRE DRILLING INC	DO	10
DOMINION RES BLACK WARRIOR	DOM	10
DORCHESTER MINERALS -LP	DMLP	10
DOUBLE EAGLE PETROLEUM CO	DBLE	10
DRECO ENERGY SERVICES LTD	8791B	10
DRIL-QUIP INC	DRQ	10
DRUCKER INC	3DKINE	10
DUKE ENERGY FIELD SVCS LLC	DUK2	10
DYNAMIC OIL & GAS INC	DYOLF	10
EASTERN AMERN NATURAL GAS TR	NGT	10
EDGE PETROLEUM CORP	EPEX	10
EL PASO CGP CO	EP2	10
EL PASO CORP	EP	10
EL PASO NATURAL GAS CO	EP1	10
EL PASO PRODUCTION HLDG-REDH	0434B	10
EMPS CORP	3EPSC	10
ENBRIDGE ENERGY MGMT LLC	EEQ	10
ENBRIDGE ENERGY PRTNRS -LP	EEP	10

ENBRIDGE INC	ENB	10
ENCANA CORP	ECA	10
ENCORE ACQUISITION CO	EAC	10
ENDEAVOUR INTERNATIONAL CORP	END	10
ENDEVCO INC	3ENDE	10
ENERGY CORP OF AMERICA	0176B	10
ENERGY EXPL TECHNOLOGIES INC	3ENXTF	10
ENERGY PARTNERS LTD	EPL	10
ENERGY TRANSFER PARTNERS -LP	ETP	10
ENERGYTEC INC	EYTC	10
ENERNORTH INDUSTRIES INC	ENY	10
ENERPLUS RESOURCES FUND	ERF	10
ENI SPA -ADR	E	10
ENSCO INTERNATIONAL INC	ESV	10
ENTERPRISE PRODS PRTNER -LP	EPD	10
ENTERRA ENERGY TRUST	EENC	10
ENVIRONMTL OIL PROC TECH CP	EVOPQ	10
EOG RESOURCES INC	EOG	10
ERHC ENERGY INC	3ERHE	10
ESPRIT ENERGY TRUST	0607B	10
EUROGAS INC	EUGS	10
EVANS SYSTEMS INC	3EVSI	10
EXCALIBUR INDUSTRIES INC	3EXCB	10
EXPLORATION CO	TXCO	10
EXXON MOBIL CORP	XOM	10
FAR EAST ENERGY CORP	3FEEC	10
FELLOWS ENERGY LTD	3FLWE	10
FERRELLGAS PARTNERS -LP	FGP	10
FIELDPOINT PETROLEUM CORP	3FPPC	10
FMC TECHNOLOGIES INC	FTI	10
FOREST OIL CORP	FST	10
FORUM ENERGY CORP	3FRUEF	10
FOUNDATION COAL HOLDINGS INC	FCL	10
FRIEDE GOLDMAN HALTER INC	FGHLQ	10
FRONTIER OIL CORP	FTO	10
FRONTLINE LTD	FRO	10
FX ENERGY INC	FXEN	10
GASCO ENERGY INC	GSX	10
GATEWAY ENERGY CORP	3GNRGE	10
GENERAL MARITIME CORP	GMR	10
GENESIS ENERGY -LP	GEL	10
GEO PETROLEUM INC	3GOPLE	10
GEOGLOBAL RESOURCES INC	GGR	10
GEOKINETICS INC	3GOKN	10
GEORESOURCES INC	GEOI	10
GIANT INDUSTRIES INC	GI	10
GLOBAL INDUSTRIES LTD	GLBL	10
GLOBALSANTAFE CORP	GSF	10
GMX RESOURCES INC	GMXR	10
GOLAR LNG LTD BERMUDA	GLNG	10
GOLDEN PATRIOT CORP	3GPTC	10
GOODRICH PETROLEUM CORP	GDP	10

GRANT GEOPHYSICAL INC	3542B	10
GRANT PRIDECO INC	GRP	10
GREY WOLF INC	GW	10
GSV INC	3GSVI	10
GULF ISLAND FABRICATION INC	GIFI	10
GULFMARK OFFSHORE INC	GMRK	10
GULFPORT ENERGY CORP	3GPOR	10
GULFWEST ENERGY INC	3GULF	10
HALLADOR PETE CO	3HPCO	10
HALLIBURTON CO	HAL	10
HANOVER COMPRESSOR CO	HC	10
HARKEN ENERGY CORP	HEC	10
HARVEST NATURAL RESOURCES	HNR	10
HAWKER RESOURCES INC	HKRRF	10
HEARTLAND OIL & GAS CORP	3HOGC	10
HELMERICH & PAYNE	HP	10
HILAND PARTNERS LP	HLND	10
HOLLY CORP	HOC	10
HOLLY ENERGY PARTNERS LP	HEP	10
HORIZON OFFSHORE INC	HOFF	10
HORNBECK OFFSHORE SVCS INC	HOS	10
HOUSTON EXPLORATION CO	THX	10
HUGOTON ROYALTY TRUST	HGT	10
HYDRIL CO	HYDL	10
HYPERDYNAMICS CORP	HDY	10
IMPERIAL OIL LTD	IMO	10
INERGY HOLDINGS LP-REDH	NRGP	10
INERGY LP	NRGY	10
INFINITY INC	IFNY	10
INPUT/OUTPUT INC	IO	10
INTERNATIONAL FUEL TECH INC	3IFUE	10
INTEROIL CORP	IOC	10
ISRAMCO INC	ISRL	10
IVANHOE ENERGY INC	IVAN	10
JED OIL INC	JDO	10
K-SEA TRANSPORTATION -LP	KSP	10
KANEB PIPELINE PARTNRS -LP	KPP	10
KANEB SERVICES LLC	KSL	10
KAYNE ANDERSON MLP INVST CO	KYN	10
KCS ENERGY INC	KCS	10
KENAN ADVANTAGE GRP INC-REDH	TKAG	10
KERR-MCGEE CORP	KMG	10
KESTREL ENERGY INC	3KEST	10
KEY ENERGY SERVICES INC	KEGS	10
KFX INC	KFX	10
KINDER MORGAN ENERGY -LP	KMP	10
KINDER MORGAN INC	KMI	10
KINDER MORGAN MANAGEMENT LLC	KMR	10
KNIGHTSBRIDGE TANKERS LTD	VLCCF	10
LINK ENERGY LLC	3LNKEE	10
LL&E ROYALTY TRUST	LRT	10
LONE STAR TECHNOLOGIES	LSS	10

LUFKIN INDUSTRIES INC	LUFK	10
LUKOIL -ADR	LUKOY	10
MAGELLAN MIDSTREAM PRTNRS LP	MMP	10
MAGELLAN PETROLEUM CORP	MPET	10
MAGNUM HUNTER RESOURCES INC	MHR	10
MARATHON OIL CORP	MRO	10
MARINE PETROLEUM TRUST	MARPS	10
MARINER ENERGY INC	0293B	10
MARITRANS INC	TUG	10
MARKET HUB PRTNRS STORAGE LP	DUK3	10
MARKWEST ENERGY PARTNERS LP	MWE	10
MARKWEST HYDROCARBON INC	MWP	10
MARTIN MIDSTREAM PARTNERS LP	MMLP	10
MASSEY ENERGY CO	MEE	10
MATRIX SERVICE COMPANY	MTRX	10
MAVERICK MINERALS CORP	3MVRME	10
MAVERICK TUBE CORP	MVK	10
MC SHIPPING	MCX	10
MCMORAN EXPLORATION CO	MMR	10
MERIDIAN RESOURCE CORP	TMR	10
MESA ROYALTY TRUST	MTR	10
METRETEK TECHNOLOGIES INC	3MTEK	10
MEXCO ENERGY CORP	MXC	10
MISSION RESOURCES CORP	MSSN	10
MITCHAM INDUSTRIES INC	MIND	10
MURPHY OIL CORP	MUR	10
NABORS INDUSTRIES LTD	NBR	10
NATCO GROUP INC	NTG	10
NATIONAL ENERGY GROUP	3NEGI	10
NATIONAL OILWELL VARCO INC	NOV	10
NATURAL GAS SVC GROUP	NGS	10
NATURAL GAS SYSTEMS INC	3NGSY	10
NATURAL RESOURCE PARTNERS LP	NRP	10
NESCO INC	NESCQ	10
NESS ENERGY INTL INC	3NESS	10
NEW CENTURY ENERGY CORP	3NCEY	10
NEWFIELD EXPLORATION CO	NFX	10
NEWPARK RESOURCES	NR	10
NEXEN INC	NXY	10
NGAS RESOURCES INC	NGAS	10
NGP CAPITAL RESOURCES CO	NGPC	10
NO EUROPEAN OIL RTY TR -LP	NRT	10
NOBLE CORP	NE	10
NOBLE ENERGY INC	NBL	10
NORDIC AMERN TANKER SHPG LTD	NAT	10
NORSK HYDRO AS -ADR	NHY	10
NORTHERN BORDER PARTNRS -LP	NBP	10
NORTHERN BORDER PIPELINE CO	NBP1	10
NORTHERN HEMISPHERE DEV CP	3HSDME	10
NORTHWEST PIPELINE CORP	WMB2	10
NQL DRILLING TOOLS -CL A	3NQDRF	10
NS GROUP INC	NSS	10

OAKRIDGE ENERGY INC	3OAKR	10
OAO TATNEFT -ADR	TNT	10
OCCIDENTAL PETROLEUM CORP	OXY	10
OCEANEERING INTERNATIONAL	OII	10
OFFSHORE LOGISTICS INC	OLG	10
OIL STATES INTL INC	OIS	10
OMI CORP	OMM	10
OMNI ENERGY SERVICES CORP	OMNI	10
OVERSEAS SHIPHOLDING GROUP	OSG	10
PACIFIC ENERGY PARTNERS -LP	PPX	10
PAN-OCEAN ENERGY CORP -CL B	PNYBF	10
PANACO INC	PNOIQ	10
PANHANDLE ROYALTY CO	PHX	10
PARALLEL PETROLEUM CORP	PLLL	10
PARKER DRILLING CO	PKD	10
PATINA OIL & GAS CORP	POG	10
PATTERSON-UTI ENERGY INC	PTEN	10
PDV AMERICA INC	0276B	10
PEABODY ENERGY CORP	BTU	10
PENGROWTH ENERGY TRUST	PGH	10
PENN OCTANE CORP	POCC	10
PENN VIRGINIA CORP	PVA	10
PENN VIRGINIA RES PRTNR LP	PVR	10
PERMIAN BASIN ROYALTY TRUST	PBT	10
PETRO-CANADA	PCZ	10
PETROBRAS BRASILEIRO -ADR	PBR	10
PETROBRAS ENERGIA PARTIC-ADR	PZE	10
PETROCHINA CO LTD -ADR	PTR	10
PETROFUND ENERGY TRUST	PTF	10
PETROGEN CORP	3PTGC	10
PETROHAWK ENERGY CORP	HAWK	10
PETROKAZAKHSTAN INC	PKZ	10
PETROL INDUSTRIES INC	3PTLD	10
PETROLEUM DEVELOPMENT CORP	PETD	10
PETROLEUM GEO-SVCS ASA -ADR	PGS	10
PETROLEUM HELICOPTERS INC	PHELK	10
PETROMINERALS CORP	PTRO	10
PETROQUEST ENERGY INC	PQUE	10
PG&E GAS TRANSMISSION NW	PCG3	10
PIONEER DRILLING CO	PDC	10
PIONEER NAT RES-PRO FORMA	PXD.P	10
PIONEER NATURAL RESOURCES CO	PXD	10
PLAINS ALL AMER PIPELNE -LP	PAA	10
PLAINS EXPLORATION & PROD CO	PXP	10
POGO PRODUCING CO	PPP	10
POWDER RIVER BASIN & GAS CO	3PRVB	10
PRAIRIE PACIFIC ENERGY CORP	3PRPEF	10
PRB GAS TRANSPORTATION	PRB	10
PRECISION DRILLING CORP	PDS	10
PREMCOR INC	PCO	10
PREMCOR REFINING GROUP INC	6205A	10
PRIDE INTERNATIONAL INC	PDE	10

PRIMEENERGY CORP	PNRG	10
PROVIDENT ENERGY TRUST	PVX	10
PYR ENERGY CORP	PYR	10
PYRAMID OIL CO	3PYOL	10
QUEST RESOURCE CORP	3QRCP	10
QUESTAR MARKET RESOURCES INC	STR3	10
QUICKSILVER RESOURCES INC	KWK	10
RANGE RESOURCES CORP	RRC	10
REMINGTON OIL&GAS CP -CL B	REM	10
RENTECH INC	RTK	10
REPSOL YPF SA -ADR	REP	10
RESERVE PETROLEUM CO	3RSRV	10
RESOURCE AMERICA INC	REXI	10
ROCK ENERGY INC	RENFF	10
ROCKETINFO INC	3RKTI	10
ROCKY MOUNTAIN MINERALS INC	3RMMI	10
ROCKY MTN ENERGY CORP/NV	RMEC	10
ROWAN COS INC	RDC	10
ROYAL DUTCH PETROLEUM -ADR	RD	10
ROYAL DUTCH/SHELL GRP COMB	RDSC.CM	10
ROYALE ENERGY INC	ROYL	10
RPC INC	RES	10
SABINE ROYALTY TRUST	SBR	10
SAN JUAN BASIN ROYALTY TR	SJT	10
SANTA FE ENERGY TRUST	SFF	10
SANTOS LTD -ADR	STOSY	10
SASOL LTD -ADR	SSL	10
SCHLUMBERGER LTD	SLB	10
SEABULK INTERNATIONAL INC	SBLK	10
SEACOR HOLDINGS INC	CKH	10
SEITEL INC	3SELA	10
SEVEN J STOCK FARM INC	SVJJ	10
SEVEN SEAS PETROLEUM INC	3SVSSF	10
SHANNON INTERNATIONAL INC	3SHIR	10
SHELL CANADA LTD -CL A	3SCUAF	10
SHELL TRAN&TRADE -ADR	SC	10
SHIP FINANCE INTL LTD	SFL	10
SMEDVIG AS -ADR B	SMV.B	10
SMITH INTERNATIONAL INC	SII	10
SONORAN ENERGY INC	3SNRN	10
SOUTHERN PAC PETE N L -ADR	SPPTQ	10
SOUTHWESTERN ENERGY CO	SWN	10
SPINNAKER EXPLORATION CO	SKE	10
ST MARY LAND & EXPLOR CO	SM	10
STANDARD ENERGY CORP	3STDE	10
STATOIL ASA -ADR	STO	10
STOLT OFFSHORE S A -ADR	SOSA	10
STONE ENERGY CORP	SGY	10
STREICHER MOBILE FUELING INC	FUEL	10
SUBURBAN PROPANE PRTNRS -LP	SPH	10
SULPHCO INC	3SLPH	10
SUNCOR ENERGY INC	SU	10

SUNOCO INC	SUN	10
SUNOCO LOGISTICS PRTNRS L P	SXL	10
SUPERIOR ENERGY SERVICES INC	SPN	10
SWIFT ENERGY CO	SFY	10
SYNTROLEUM CORP	SYNM	10
T-3 ENERGY SERVICES INC	TTES	10
TAG OIL LTD	3TAGOF	10
TALISMAN ENERGY INC	TLM	10
TC PIPELINES LP	TCLP	10
TE PRODUCTS PIPELINE CO -LP	DUK4	10
TECHNIP -ADR	TKP	10
TEEKAY LNG PARTNERS LP-REDH	TGP	10
TEEKAY SHIPPING CORP	TK	10
TEL OFFSHORE TRUST	TELOZ	10
TENARIS SA -ADR	TS	10
TENGASCO INC	TGC	10
TENNESSEE GAS PIPELINE CO	TEN5	10
TEPPCO PARTNERS -LP	TPP	10
TESCO CORP	TESOF	10
TESORO CORP	TSO	10
TETON PETROLEUM CO	TPE	10
TETRA TECHNOLOGIES INC/DE	TTI	10
TEXAS GAS TRANSMISS	4093A	10
TEXAS VANGUARD OIL CO	3TVOC	10
TEXEN OIL & GAS INC	3TXEOE	10
TGC INDUSTRIES INC	TGE	10
TGT PIPELINE LLC	LTR2	10
TIDELANDS OIL & GAS CORP	3TIDE	10
TIDELANDS ROYALTY TRUST B	3TIRTZ	10
TIDEWATER INC	TDW	10
TIPPERARY CORP	TPY	10
TODCO	THE	10
TOKHEIM CORP	THMC	10
TOP TANKERS INC	TOPT	10
TORCH ENERGY ROYALTY TRUST	TRU	10
TORCH OFFSHORE INC	TORCQ	10
TOREADOR RESOURCES CORP	TRGL	10
TOTAL SA -ADR	TOT	10
TRANS ENERGY INC	3TENG	10
TRANS ORIENT PETROLEUM LTD	3TOPLF	10
TRANSCANADA CORP	TRP	10
TRANSCONTINENTAL GAS PIPE LN	E1	10
TRANSGLOBE ENERGY CORP	TGA	10
TRANSMERIDIAN EXPL INC	TMY	10
TRANSMONTAIGNE INC	TMG	10
TRANSMONTAIGNE PTNRS LP-REDH	TLP	10
TRANSOCEAN INC	RIG	10
TRI-VALLEY CORP	TIV	10
TRICO MARINE SERVICES INC	3TRMA	10
TSAKOS ENERGY NAVIGATION LTD	TNP	10
TUDOR CORP LTD	TDRLF	10
U S ENERGY CORP/WY	USEG	10

ULTRA PETROLEUM CORP	UPL	10
ULTRAPAR PARTICIPACOES -ADR	UGP	10
UNIFAB INTERNATIONAL INC	UFAB	10
UNIT CORP	UNT	10
UNITED HERITAGE CORP	UHCP	10
UNITED REFINING CO	9802B	10
UNIVERSAL COMPRESSION HLDGS	UCO	10
UNIVERSAL COMPRESSION INC	0312B	10
UNOCAL CORP	UCL	10
URANIUM RESOURCES INC	3URIX	10
US SHIPPING PARTNERS LP	USS	10
USEC INC	USU	10
VAALCO ENERGY INC	EGY	10
VALERO ENERGY CORP	VLO	10
VALERO LP	VLI	10
VARCO INTERNATIONAL INC	VRC	10
VENUS EXPLORATION INC	VENX	10
VERITAS DGC INC	VTS	10
VINTAGE PETROLEUM INC	VPI	10
W&T OFFSHORE INC	WTI	10
W-H ENERGY SERVICES INC	WHQ	10
WARREN RESOURCES INC	WRES	10
WEATHERFORD INTL LTD	WFT	10
WESTERN GAS RESOURCES INC	WGR	10
WESTMORELAND COAL CO	WLB	10
WHITING PETROLEUM CORP	WLL	10
WILLBROS GROUP INC	WG	10
WILLIAMS COAL SEAM RYL TRUST	WTU	10
WILLIAMS COS INC	WMB	10
WORLD FUEL SERVICES CORP	INT	10
WYOMING OIL & MINERALS INC	3WYOI	10
XTO ENERGY INC	XTO	10
YANZHOU COAL MINING CO -ADR	YZC	10
YPF SOCIEDAD ANONIMA -ADR	YPF	10
ABER DIAMOND CORP	ABER	15
ABITIBI CONSOLIDATED INC	ABY	15
ABSOLUTE WASTE SVCS INC	ABWS	15
ACME METALS INC	AMIIQ	15
ADA-ES INC	ADES	15
ADM TRONICS UNLIMITED INC/DE	3ADMT	15
ADVANCED MATERIALS GROUP INC	ADMG	15
AEP INDUSTRIES INC	AEPI	15
AGNICO EAGLE MINES LTD	AEM	15
AGRIUM INC	AGU	15
AIR LIQUIDE SA -ADR	AIQUY	15
AIR PRODUCTS & CHEMICALS INC	APD	15
AIRGAS INC	ARG	15
AK STEEL HOLDING CORP	AKS	15
AKZO NOBEL NV -ADR	AKZOY	15
ALBEMARLE CORP	ALB	15
ALCAN INC	AL	15
ALCOA INC	AA	15

ALERIS INTERNATIONAL INC	ARS	15
ALERIS INTL INC-PRO FORMA	ARS.P	15
ALGOMA STEEL INC	0236B	15
ALLEGHENY TECHNOLOGIES INC	ATI	15
ALLOY STEEL INTL INC	AYSI	15
ALTAIR NANOTECHNOLOGIES INC	ALTI	15
ALUMINA LTD -ADR	AWC	15
ALUMINUM CORP OF CHINA -ADR	ACH	15
AMCOL INTERNATIONAL CORP	ACO	15
AMCOR LTD -ADR	AMCR	15
AMER ISRAELI PAPER MILLS-ORD	AIP	15
AMERALIA INC	3AALA	15
AMERICAN BK NT HOLOGRAPHICS	3ABHH	15
AMERICAN PACIFIC CORP	APFC	15
AMERICAN SOIL TECHNOLOGIES	3SOYL	15
AMERICAN STONE INDUSTRS INC	AMST	15
AMERICAN VANGUARD CORP	AVD	15
AMSCAN HOLDINGS INC	9974B	15
ANCHOR GLASS CONTAINER CORP	AGCC	15
ANGLO AMERICAN PLC -ADR	AAUK	15
ANGLO SWISS RESOURCES INC	3ASWRF	15
ANGLOGOLD ASHANTI LTD -ADR	AU	15
ANOORAQ RESOURCES CORP	ANO	15
ANSCOTT INDUSTIRES INC	3ASCT	15
APEX SILVER MINES LTD	SIL	15
APOLLO GOLD CORP	AGT	15
APOLLO RESOURCES INTL INC	3AOOR	15
APPLETON PAPERS INC	0209B	15
APPLIED EXTRUSION TECH	AETCQ	15
APTARGROUP INC	ATR	15
AQUATIC CELLULOSE INTL CORP	AQCI	15
ARACRUZ CELULOSE SA -ADR	ARA	15
ARCH CHEMICALS INC	ARJ	15
ASA BERMUDA LTD	ASA	15
ASIA-PACIFIC RESOURCES LTD	APQCF	15
ATCHISON CASTING CORP	AHNCQ	15
ATLANTIS PLASTICS INC	ATPL	15
ATLAS MINERALS INC	ATMR	15
AURIZON MINES LTD	AZK	15
AURORA GOLD CORP	3ARXG	15
AVERY SPORTS TURF INC	AVST	15
AVINO SILVER&GOLD MINES LTD	3ASGMF	15
AZCO MINING INC/DE	AZMN	15
BADGER PAPER MILLS INC	BPMI	15
BAIRNCO CORP	BZ	15
BALCHEM CORP -CL B	BCP	15
BALL CORP	BLL	15
BANRO CORP	BAA	15
BARRICK GOLD CORP	ABX	15
BASF AG -ADR	BF	15
BAY RESOURCES LTD	3BYRE	15
BAYER AG -ADR	BAY	15

BAYOU STEEL CORP -CL A	BYUA	15
BEAR ISLAND PAPER CO L L C	0240B	15
BEARD CO	3BRCO	15
BEMA GOLD CORP	BGO	15
BEMIS CO INC	BMS	15
BHP BILLITON LTD -ADR	BHP	15
BHP BILLITON PLC -ADR	BBL	15
BIOPROGRESS PLC	BPRG	15
BIRCH MOUNTAIN RESOURCES LTD	BMD	15
BOC GROUP PLC -ADR	BOX	15
BODISEN BIOTECH INC	3BBOI	15
BOISE CASCADE CO -REDH	BCC	15
BORDEN CHEMICAL INC	9441B	15
BOWATER INC	BOW	15
BOWATER PULP & PAPER	BOW1.	15
BPC HOLDING CORP	0158B	15
BRASKEM SA -ADR	BAK	15
BRAZAURO RESOURCES CORP	BZOFF	15
BREAKWATER RESOURCES LTD	3BWLRF	15
BRUSH ENGINEERED MATERIALS	BW	15
BUCKEYE TECHNOLOGIES INC	BKI	15
CABOT CORP	CBT	15
CALGON CARBON CORP	CCC	15
CALIFORNIA ENGELS MINING CO	CAEN	15
CAMBIOR INC	CBJ	15
CAMBREX CORP	CBM	15
CAMPBELL RESOURCES INC	3CBLRF	15
CANALASKA VENTURES LTD	3CVVLF	15
CANARC RESOURCE CORP	3CRCUF	15
CANYON RESOURCES CORP	CAU	15
CAPITAL GOLD CORP	3CGLD	15
CARAUSTAR INDUSTRIES INC	CSAR	15
CARDERO RESOURCE CORP	CDY	15
CARMEL CONTAINER SYS -ORD	KMLCF	15
CARPENTER TECHNOLOGY CORP	CRS	15
CASTLE (A M) & CO	CAS	15
CELANESE AG	CZLNF	15
CELANESE CORP	CE	15
CEMEX S A -ADR	CX	15
CENTRAL MINERA CORP	3CENMF	15
CENTRAL STEEL & WIRE CO	CSTW	15
CENTURY ALUMINUM CO	CENX	15
CFC INTERNATIONAL INC	CFCI	15
CHESAPEAKE CORP	CSK	15
CHEVRON PHILLIPS CHEM CO LLC	0241B	15
CHINA TECHNOLOGY GLOBAL CORP	3CTGLF	15
CIBA SPCLTY CHEMICALS -ADR	CSB	15
CLEAN DIESEL TECHNOLGIES INC	3CDTI	15
CLEVELAND-CLIFFS INC	CLF	15
COEUR D'ALENE MINES CORP	CDE	15
COLD METAL PRODUCTS INC	CMPI	15
COMMERCE GROUP CORP	CGCO	15

COMMERCIAL METALS	CMC	15
COMMODORE SEPARATION TCHNLG	CXOT	15
COMP SIDERURGICA NAC -ADR	SID	15
COMPANHIA VALE DO RIO -ADR	RIO	15
COMPASS MINERALS INTL INC	CMP	15
COMPNIA MINAS BUENVNTR -ADR	BVN	15
CONIAGAS RESOURCES LTD	3COIGE	15
CONSOLIDATED CONTAINR CO LLC	0243B	15
CONSTAR INTERNATIONAL INC	CNST	15
CONTINENTAL MATERIALS CORP	CUO	15
CORAL GOLD RESOURCES LTD	3CGREF	15
CORE MOLDING TECHNOLOGIES	CMT	15
CORIMON CA -ADR	CMNFY	15
CORPORACION DURANGO SA -ADR	CDURQ	15
CORUS GROUP PLC -ADR	CGA	15
CPAC INC	CPAK	15
CRH PLC -ADR	CRHCY	15
CRISTALERIAS DE CHILE -ADR	CGW	15
CROMPTON CORP	CK	15
CROWN ENERGY CORP	CROE	15
CROWN HOLDINGS INC	CCK	15
CROWN PACIFIC PARTNERS -LP	3CRPP	15
CROWN RESOURCES CORP	3CRCE	15
CROWN VANTAGE INC	3CVANQ	15
CRYSTALLEX INTERNATIONAL CP	KRY	15
CUMBERLAND RESOURCES LTD	CLG	15
CUSAC GOLD MINES LTD	3CUSIF	15
CYANOTECH CORP	CYAN	15
CYTEC INDUSTRIES INC	CYT	15
DELTIC TIMBER CORP	DEL	15
DESERT SUN MINING CORP	DEZ	15
DETREX CORP	DTRX	15
DEVCON INTERNATIONAL CORP	DEVC	15
DIATECT INTERNATIONAL CORP	3DTCT	15
DIVERSIFIED THERMAL SOLUTNS	3DVTS	15
DOE RUN RESOURCES CORP	0161B	15
DOMTAR INC	DTC	15
DOW CHEMICAL	DOW	15
DRC RESOURCES CORP	DRJ	15
DRDGOLD LTD	DROOY	15
DU PONT (E I) DE NEMOURS	DD	15
DYNASIL CORP OF AMERICA	3DYSL	15
EAGLE BUILDING TECH INC	EGBT	15
EAGLE MATERIALS INC	EXP	15
EARTH SCIENCES INC	ESCI	15
EARTHBLOCK TECHNOLOGIES CORP	3EBLC	15
EARTHSHELL CORP	3ERTH	15
EASTMAN CHEMICAL CO	EMN	15
ECHO RESOURCES INC	3ECHR	15
ECOLAB INC	ECL	15
EDEN BIOSCIENCE CORP	EDEN	15
ELDORADO GOLD CORP	EGO	15

EMPIRE RESOURCES INC	ERS	15
ENGELHARD CORP	EC	15
ENVIROKARE TECH INC	3ENVK	15
EPOLIN INC	3EPLN	15
EQUISTAR CHEMICALS LP	9995B	15
ETZ LAVUD LTD	ETZLF	15
FALCONBRIDGE LTD	8824B	15
FANSTEEL INC/DE	FNSTQ	15
FERRO CORP	FOE	15
FIBERMARK INC	3FMKIQ	15
FISCHER WATT GOLD CO INC	3FWGO	15
FLAMEMASTER CORP	FAMEC	15
FLEXIBLE SOLUTIONS INTL INC	FSI	15
FLORIDA ROCK INDS	FRK	15
FMC CORP	FMC	15
FNX MINING CO INC	FNX	15
FOAMEX -LP	8412B	15
FORDING CANADIAN COAL TRUST	FDG	15
FRANKLIN MINING INC	FMNJ	15
FREEPRT MCMOR COP&GLD -CL B	FCX	15
FRIEDMAN INDUSTRIES INC	FRD	15
FRISBY TECHNOLOGIES INC	FRIZQ	15
FULLER (H. B.) CO	FUL	15
GAMMON LAKE RESOURCES INC	GRS	15
GENERAL CHEMICAL GRP INC	GNMP	15
GENERAL KINETICS INC	3GKIN	15
GEO SPECIALTY CHEMICALS INC	0249B	15
GEORGIA GULF CORP	GGC	15
GEORGIA-PACIFIC CORP	GP	15
GERDAU AMERISTEEL CORP	GNA	15
GERDAU SA -ADR	GGB	15
GIBRALTAR INDUSTRIES INC	ROCK	15
GIBRALTAR PACKAGING GROUP	PACK	15
GL ENERGY & EXPLORATION INC	3GEEX	15
GLAMIS GOLD LTD	GLG	15
GLATFELTER	GLT	15
GLENCAIRN GOLD CORP	GLE	15
GLOBAL MATERIALS & SERVICES	3GBMSE	15
GLOBETECH VENTURES CORP	3GTVCF	15
GOLD FIELDS LTD -ADR	GFI	15
GOLD RESERVE INC	GRZ	15
GOLD STANDARD INC	3GSDD	15
GOLDCORP INC	GG	15
GOLDCORP INC -PRO FORMA	GG.P	15
GOLDEN CYCLE GOLD CORP	GCGC	15
GOLDEN EAGLE INTL INC	3MYNG	15
GOLDEN GOOSE RESOURCE	3GGOSF	15
GOLDEN PHOENIX MINERALS INC	3GPXM	15
GOLDEN STAR RESOURCES LTD	GSS	15
GRACE (W R) & CO	GRA	15
GRAHAM PACKAGING HLDGS CO	0250B	15
GRAPHIC PACKAGING CORP/DE	GPK	15

GREAT BASIN GOLD LTD	GBN	15
GREAT LAKES CARBON CORP	0182B	15
GREAT LAKES CHEMICAL CORP	GLK	15
GREAT NORTHERN IRON ORE PPTY	GNI	15
GREIF INC -CL A	GEF	15
GRUPO IMSA SA DE CV -ADS	IMY	15
GRUPO SIMEC SA -ADR	SIM	15
HANOVER GOLD CO INC	HVGO	15
HANSON PLC -ADR	HAN	15
HARMONY GOLD MINING LTD -ADR	HMY	15
HAUSER INC	HAUSQ	15
HAWKINS INC	HWKN	15
HAYNES INTERNATIONAL INC	HYNI	15
HEADWATERS INC	HW	15
HECLA MINING CO	HL	15
HENRY CO	0253B	15
HERCULES INC	HPC	15
HERITAGE EXPLORATIONS LTD	3HXLXF	15
HIGHVELD STL & VANADIUM -ADR	HSVLY	15
HUNTCO INC -CL A	3HCOIQ	15
HUNTSMAN CORP	HUN	15
HUNTSMAN INTL HOLDINGS LLC	0257B	15
HUNTSMAN INTL LLC	0258B	15
HUNTSMAN POLYMERS CORP	0392B	15
HYDROMER INC	3HYDI	15
IAMGOLD CORP	IAG	15
ICO INC	ICOC	15
IFT CORP	IFT	15
IGENE BIOTECHNOLOGY INC	3IGNEE	15
IKONICS CORP	IKNX	15
IMC GLOBAL INC-PRO FORMA	IGL.P	15
IMPERIAL CHEM INDS PLC -ADR	ICI	15
IMPRESO INC	ZCOM	15
INCO LTD	N	15
INDUSTRIAL MINERALS INC/DE	3IDSM	15
INTEGRIS METALS CORP-REDH	IMC	15
INTERMOUNTAIN RESOURCES INC	4061B	15
INTERNATIONAL BRIQUETTES HLD	3IBHVF	15
INTERNATIONAL STEEL GRP INC	ISG	15
INTERTAPE POLYMER GROUP INC	ITP	15
INTL FLAVORS & FRAGRANCES	IFF	15
INTL PAPER CO	IP	15
INTL SPECIALTY HOLDINGS INC	0523B	15
IPEC HOLDINGS INC	3IPEC	15
IPSCO INC	IPS	15
ISONICS CORP	ISON	15
ISPAT INLAND INC	IST1	15
ITRONICS INC	3ITROE	15
IVANHOE MINES LTD	IVN	15
JAMES HARDIE INDS NV -ADR	JHX	15
JILIN CHEM INDL LTD -ADR	JCC	15
JOHNSONDIVERSEY HOLDINGS INC	0561B	15

KAISER ALUMINUM & CHEMICAL	3KLUCQ1	15
KAISER ALUMINUM CORP	3KLUCQ	15
KEYSTONE CONS INDUSTRIES INC	KESNQ	15
KINROSS GOLD CORP	KGC	15
KMG CHEMICALS INC	KMGB	15
KOPPERS INC	0268B	15
KRONOS WORLDWIDE INC	KRO	15
KYZEN CORP	KYZN	15
LACLEDE STEEL CO	3LCLDQ	15
LAFARGE NORTH AMERICA INC	LAF	15
LAFARGE SA -ADR	LR	15
LANDEC CORP	LNDC	15
LAURION GOLD INC	LAGFF	15
LESCO INC	LSCO	15
LEVON RESOURCES LTD	3LVNVE	15
LIHIR GOLD LTD -ADR	LIHRY	15
LIONORE MINING INTL LTD	3LMGGF	15
LIQUIDMETAL TECHNOLOGIES	LQMT	15
LITTLE SQUAW GOLD MINING CO	3LITS	15
LONGVIEW FIBRE CO	LFB	15
LOUISIANA-PACIFIC CORP	LPX	15
LSB INDUSTRIES INC	LXU	15
LTV CORP	3LTVCQ	15
LUBRIZOL CORP	LZ	15
LUMINA COPPER CORP	LCC	15
LYONDELL CHEMICAL CO	LYO	15
LYONDELL CHEMICAL-PRO FORMA	LYO.P	15
MACDERMID INC	MRD	15
MADISON MINERALS INC	3MMRSF	15
MARTIN MARIETTA MATERIALS	MLM	15
MASISA S A -SPN ADR	MYS	15
MATERIAL SCIENCES CORP	MSC	15
MAXXAM INC	MXM	15
MEADWESTVACO CORP	MWV	15
MECHEL STEEL GROUP-ADR-REDH	MTL	15
MERCER INTL INC	MERCS	15
MERIDIAN GOLD INC	MDG	15
MERRITT VENTURES CORP	3MVNT	15
MESABI TRUST	MSB	15
METAL MANAGEMENT INC	MTLM	15
METALLICA RESOURCES INC	MRB	15
METALLINE MINING INC	3MMGG	15
METALLURG INC	3MEAL	15
METALS USA INC	MUSA	15
METHANEX CORP	MEOH	15
MINEFINDERS CORP LTD	MFN	15
MINERALS TECHNOLOGIES INC	MTX	15
MINES MANAGEMENT INC	MGN	15
MIRAMAR MINING CORP	MNG	15
MITTAL STEEL CO NV -ADR	MT	15
MK RESOURCES CO	3MKRR	15
MMI PRODUCTS INC	9701B	15

MOD PAC CORP	MPAC	15
MONARCH CEMENT CO	3MCEM	15
MONSANTO CO	MON	15
MORTON INDUSTRIAL GRP INC	3MGRP	15
MOSAIC CO	MOS	15
MOSAIC CO-PRO FORMA	MOS.P	15
MOUNTAIN PROVINCE DIAMONDS	MDM	15
MYERS INDUSTRIES INC	MYE	15
NALCO HOLDING CO	NLC	15
NANOPHASE TECHNOLOGIES CORP	NANX	15
NATIONAL STEEL CORP -CL B	3NSTLQ	15
NATURAL SOLUTIONS CORP	ICEB	15
NEENAH FOUNDRY CO	0271B	15
NEENAH PAPER INC	NP	15
NEVADA CHEMICALS INC	NCEM	15
NEVADA STAR RESOURCE CORP	3NVSRF	15
NEVSUN RESOURCES LTD	NSU	15
NEW GENERATION HOLDINGS INC	NGPX	15
NEWMARKET CORP	NEU	15
NEWMONT MINING CORP	NEM	15
NIAGARA CORP	NGCD	15
NL INDUSTRIES	NL	15
NN INC	NNBR	15
NOCOPI TECHNOLOGIES INC	3NNUP	15
NOFIRE TECHNOLOGIES INC	3NFTI	15
NORAMPAC INC	0383B	15
NORANDA INC	NRD	15
NORBORD INC	NBDFF	15
NORTH AMERICAN PALLADIUM	PAL	15
NORTHERN DYNASTY MINERAL LTD	NAK	15
NORTHERN ORION RESOURCES INC	NTO	15
NORTHERN TECH INTL	NTI	15
NORTHGATE MINERALS CORP	NXG	15
NORTHWEST PIPE COMPANY	NWPX	15
NOVA CHEMICALS CORP	NCX	15
NOVAGOLD RESOURCES LTD	NG	15
NOVAMERICAN STEEL INC	TONS	15
NOVELIS INC	NVL	15
NOVEON INTL INC-REDH	NOV.1	15
NUCOR CORP	NUE	15
O2DIESEL CORP	OTD	15
OCTEL CORP	OTL	15
OGLEBAY NORTON CO	3OGBY	15
OLIN CORP	OLN	15
OLYMPIC STEEL INC	ZEUS	15
OM GROUP INC	OMG	15
OMNOVA SOLUTIONS INC	OMN	15
ONTRO INC	ONTR	15
OREGON STEEL MILLS INC	OS	15
ORETECH INC	ORTE	15
OREZONE RESOURCES INC	OZN	15
OWENS-ILLINOIS INC	OI	15

PACIFIC RIM MINING CORP	PMU	15
PACKAGING CORP OF AMERICA	PKG	15
PACKAGING DYNAMICS CORP	PKDY	15
PACTIV CORP	PTV	15
PAN AMERICAN SILVER CORP	PAAS	15
PAV REPUBLIC INC-REDH	RSBQ	15
PEAK INTERNATIONAL LTD	PEAK	15
PECHINEY -ADR	PEHYY	15
PENFORD CORP	PENX	15
PERU COPPER INC	CUP	15
PETAQUILLA MINERALS LTD	3PTQMF	15
PHELPS DODGE CORP	PD	15
PIONEER COS INC -CL A	PONR	15
PLACER DOME INC	PDG	15
PLANET TECHNOLOGIES INC	3PLNT	15
PLASTIPAK HOLDINGS INC	0280B	15
PLIANT CORP	0281B	15
PLYMOUTH RUBBER -CL A	PLRBA	15
POLAR MOLECULAR HLDG CORP	3POMHE	15
POLYAIR INTER PACK INC	PPK	15
POLYMER RESEARCH CORP OF AM	PROAQ	15
POLYMER SOLUTIONS INC	3PYSU	15
POLYMET MINING CORP	3POMGF	15
POLYONE CORP	POL	15
POPE & TALBOT INC	POP	15
POPE RESOURCES/DE -LP	POPEZ	15
PORTOLA PACKAGING INC	0282B	15
POSCO -ADR	PKX	15
POTASH CORP SASK INC	POT	15
POTLATCH CORP	PCH	15
PPG INDUSTRIES INC	PPG	15
PRAXAIR INC	PX	15
PROLONG INTERNATIONAL CORP	PRL	15
PVC CONTAINER CORP	3PVCC	15
QUAKER CHEMICAL CORP	KWR	15
QUANEX CORP	NX	15
QUARTZ MOUNTAIN RESOURCES	3QZMRE	15
QUEENSTAKE RES LTD YUKON	QEE	15
RADNOR HOLDINGS CORP	RHCX	15
RADVA CORP	3RDVA	15
RANDGOLD & EXPL LTD -ADR	RANGY	15
RANDGOLD RESOURCES LTD -ADR	GOLD	15
READY MIX INC -REDH	RMX	15
RECLAMATION CONSUL AND APPL	3RCAA	15
RED LAKE RESOURCES INC	GHVRF	15
RELIANCE STEEL & ALUMINUM CO	RS	15
RESERVE INDUSTRIES CORP	8475B	15
RESOLUTION PERFORMANCE PROD	0402B	15
REXAM PLC -ADR	REXMY	15
RHODIA -ADR	RHA	15
RICHMONT MINES INC	RIC	15
RINKER GROUP LTD -ADR	RIN	15

RIO NARCEA GOLD MINES LTD	RNO	15
RIO TINTO LTD -ADR	RTOLY	15
RIO TINTO PLC -ADR	RTP	15
ROANOKE ELECTRIC STEEL CORP	RESC	15
ROCK OF AGES CORP -CL A	ROAC	15
ROCK-TENN CO	RKT	15
ROCKWOOD HOLDINGS INC-REDH	0723B	15
ROCKWOOD SPECIALTIES GP-REDH	0465B	15
ROHM AND HAAS CO	ROH	15
ROTONICS MANUFACTURING INC	RMI	15
ROUGE INDUSTRIES INC	RGIDQ	15
ROYAL GOLD INC	RGLD	15
ROYAL STANDARD MINERALS INC	3RYSMF	15
RPM INTERNATIONAL INC	RPM	15
RPM TECHNOLOGIES INC	3RPMM	15
RTI INTL METALS INC	RTI	15
RUBICON MINERALS CORP	RBY	15
RYERSON TULL INC	RT	15
SAPPI LTD -ADR	SPP	15
SCHNITZER STEEL INDS -CL A	SCHN	15
SCHULMAN (A.) INC	SHLM	15
SCHWEITZER-MAUDUIT INTL INC	SWM	15
SCINTILORE EXPLORATIONS LTD	3SLPFF	15
SCOTTS MIRACLE-GRO CO	SMG	15
SEABRIDGE GOLD INC	SA	15
SEALED AIR CORP	SEE	15
SENSIENT TECHNOLOGIES CORP	SXT	15
SIGMA-ALDRICH CORP	SIAL	15
SILGAN HOLDINGS INC	SLGN	15
SILVER STANDARD RES INC	SSRI	15
SILVERADO GOLD MINES LTD	3SLGLF	15
SINOPEC BEIJ YAN PETRO -ADR	BYH	15
SINOPEC SHANGHAI PETRO -ADR	SHI	15
SMITH-MIDLAND CORP	3SMID	15
SMURFIT-STONE CONTAINER CORP	SSCC	15
SOC QUIMICA MINERA -SPN ADR	SQM	15
SOLITARIO RESOURCES CORP	SOLI	15
SOLUTIA INC	3SOLUQ	15
SONOCO PRODUCTS CO	SON	15
SOUTHERN PERU COPPER	PCU	15
SOUTHERN STATES POWER CO INC	SSTP	15
SOUTHWALL TECHNOLOGY	3SWTX	15
SOVEREIGN SPECIALTY CHEM INC	9694B	15
SPARTECH CORP	SEH	15
STEEL DYNAMICS INC	STLD	15
STEEL TECHNOLOGIES INC	STTX	15
STEPAN CO	SCL	15
STERLING CHEMICALS INC	3SCHI	15
STERLITE GOLD LTD	SGDTF	15
STILLWATER MINING CO	SWC	15
STORA ENSO CORP -ADR	SEO	15
SUMMA INDUSTRIES	SUMX	15

SUMMIT ENVIRONMENTAL INC	3SEVT	15
SURE TRACE SECURITY CORP	3SSTYE	15
SVENSKA CELLULOSA AB -ADR	3SVCBY	15
SYMYX TECHNOLOGIES INC	SMMX	15
SYNALLOY CORP	SYNL	15
SYNGENTA AG -ADR	SYT	15
TASEKO MINES LTD	TGB	15
TASKER CAPITAL CORP	3TKER	15
TECH FLAVORS & FRAGRNCES INC	TFF	15
TECHNICAL VENTURES INC	TEVT	15
TEKNI-PLEX INC	3368B	15
TEMPLE-INLAND INC	TIN	15
TEMPLE-INLAND INC-PRE FASB	TIN.F	15
TENDERCARE INTERNATIONAL INC	3TCAR	15
TERRA INDUSTRIES INC	TRA	15
TERRA NITROGEN CO -LP	TNH	15
TEXAS INDUSTRIES INC	TXI	15
THERMODYNETICS INC	3TDYT	15
TITANIUM METALS CORP	TIE	15
TOR MINERALS INTL INC	TORM	15
U S AGGREGATES INC	AGATQ	15
U S ANTIMONY CORP	3UAMY	15
U S CAN CORP	0403B	15
U S CONCRETE INC	RMIX	15
U S GOLD CORP	3USGL	15
U S LIME & MINERALS	USLM	15
UFP TECHNOLOGIES INC	UFPT	15
UNIFRAX CORP	0310B	15
UNION CARBIDE CORP	DOW2	15
UNITED ENERGY CORP	3UNRG	15
UNITED INDUSTRIES CORP	0311B	15
UNITED STATES STEEL CORP	X	15
UNVL STAINLESS & ALLOY PRODS	USAP	15
UPM-KYMMENE CORP -ADR	UPM	15
US GLOBAL NANOSPACE INC	3USGA	15
US TIMBERLAND KLAMATHFAL LLC	0309B	15
VALHI INC	VHI	15
VALSPAR CORP	VAL	15
VISKASE COMPANIES INC	3VCIC	15
VISTA GOLD CORP	VGZ	15
VISUALMED CLINICAL SOLUTIONS	3VMCS	15
VITRO SOCIEDAD ANONIMA -ADR	VTO	15
VOTORANTIM CELULOSE E -ADR	VCP	15
VULCAN INTL CORP	VUL	15
VULCAN MATERIALS CO	VMC	15
WAUSAU-MOSINEE PAPER CORP	WPP	15
WEBCO INDUSTRIES INC	WEBO	15
WEIRTON STEEL CORP	WRTLQ	15
WELLMAN INC	WLM	15
WESTERN SIERRA MINING CORP	3WSRME	15
WESTERN SILVER CORP	WTZ	15
WESTLAKE CHEMICAL CORP	WLK	15

WEYERHAEUSER CO	WY	15
WEYERHAEUSER CO-PRE FASB	WY.F	15
WHEATON RIVER MINERALS LTD	WHT	15
WHEELING PITTSBURGH CORP	WPSC	15
WHX CORP	WHXCQ	15
WILLIAMS INDUSTRIES INC	WMSI	15
WITS BASIN PRECIOUS MINERALS	3WITM	15
WMC RESOURCES LTD -ADR	WMC	15
WORTHINGTON INDUSTRIES	WOR	15
YAMANA GOLD INC	AUY	15
ZOLTEK COS INC	ZOLT	15
3CI COMPLETE COMPLIANCE CORP	3TCCC	20
3D SYSTEMS CORP	TDSC	20
3M CO	MMM	20
51JOB INC -ADR	JOBS	20
A NOVO BROADBAND INC	ANVB	20
A S V INC	ASVI	20
AAMPRO GROUP INC	3AAPOE	20
AAON INC	AAON	20
AAR CORP	AIR	20
AB HOLDING GROUP INC	3ABHG	20
ABATIX CORP	ABIX	20
ABB LTD -ADR	ABB	20
ABLEAUCTIONS.COM INC	AAC	20
ABLEST INC	AIH	20
ABM INDUSTRIES INC	ABM	20
ABRAMS INDUSTRIES INC	ABRI	20
ABX AIR INC	ABXA	20
ACCUFACTS PRE-EMPLOYMENT SCF	3APES	20
ACCURIDE CORP	ACW	20
ACE AVIATION HOLDINGS INC	ACEBF	20
ACETO CORP	ACET	20
ACF INDUSTRIES HOLDING CORP	0536B	20
ACG HOLDINGS INC	9891B	20
ACMAT CORP -CL A	ACMTA	20
ACTIVE POWER INC	ACPW	20
ACTUANT CORP -CL A	ATU	20
ACUITY BRANDS INC	AYI	20
ADECCO SA -ADR	ADO	20
ADESA INC	KAR	20
ADMINISTAFF INC	ASF	20
ADSERO CORP	3ADSO	20
ADVANCED ENVIR RECYCL -CL A	AERTA	20
ADVANCED RECYCLING SCIENCES	ARYC	20
AERO SYSTEMS ENGINEERING INC	AERS	20
AEROCENTURY CORP	ACY	20
AEROSONIC CORP	AIM	20
AEROVOX INC	ARVXQ	20
AGCO CORP	AG	20
AIR FRANCE-KLM -ADR	AKH	20
AIR T INC	AIRT	20
AIRNET SYSTEMS INC	ANS	20

AIRTRAN HOLDINGS INC	AAI	20
AIRTRAX INC	3AITX	20
ALAMO GROUP INC	ALG	20
ALASKA AIR GROUP INC	ALK	20
ALASKA AIRLINES INC	ALK1	20
ALBANY INTL CORP -CL A	AIN	20
ALEXANDER & BALDWIN INC	ALEX	20
ALLEGHANY CORP	Y	20
ALLIANCE LAUNDRY SYS LLC	0145B	20
ALLIANT TECHSYSTEMS INC	ATK	20
ALLIED DEFENSE GROUP INC	ADG	20
ALLIED HOLDINGS INC	AHI	20
ALLIED WASTE INDUSTRIES INC	AW	20
ALPINE GROUP INC	3APNI	20
ALSTOM -ADR	ALSGY	20
AMBASSADORS INTERNATIONL INC	AMIE	20
AMERCO	UHAL	20
AMERICA WEST HLDG CP -CL B	AWA	20
AMERICAN AIRLINES INC	AMR1	20
AMERICAN BANKNOTE CORP	3ABNTQ	20
AMERICAN COMMERCE SOLUTION	3AACS	20
AMERICAN ECOLOGY CORP	ECOL	20
AMERICAN LOCKER GROUP INC	ALGIE	20
AMERICAN PLUMBING & MECH INC	0151B	20
AMERICAN POWER CONVERSION CP	APCC	20
AMERICAN REPROGRAPHICS CO	ARP	20
AMERICAN SCIENCE ENGINEERING	ASEI	20
AMERICAN STANDARD COS INC	ASD	20
AMERICAN SUPERCONDUCTOR CP	AMSC	20
AMERICAN UNITED GLOBAL INC	AUGB	20
AMERICAN WOODMARK CORP	AMWD	20
AMERON INTERNATIONAL CORP	AMN	20
AMETEK INC	AME	20
AML COMMUNICATIONS INC	3AMLJ	20
AMPCO-PITTSBURGH CORP	AP	20
AMR CORP/DE	AMR	20
AMREP CORP	AXR	20
AMTROL INC	9726B	20
AMX CORP	AMXC	20
ANC RENTAL CORP	ANCJQ	20
ANGELICA CORP	AGL	20
APAC CUSTOMER SERVICES INC	APAC	20
APOGEE ENTERPRISES INC	APOG	20
APPLIED INDUSTRIAL TECH INC	AIT	20
APPLIED SIGNAL TECHNOLOGY	APSG	20
AQUA DYNE INC	3AQDYE	20
AQUACELL TECHNOLOGIES INC	AQA	20
ARAMARK CORP	RMK	20
ARCADIS NV -ADR	ARCAF	20
ARGAN INC	3AGAX	20
ARGO-TECH CORP	0140B	20
ARGON ST INC	STST	20

ARKANSAS BEST CORP	ABFS	20
ARMOR HOLDINGS INC	AH	20
ARMSTRONG HOLDINGS INC	3ACKHQ	20
AROTECH CORP	ARTX	20
ARROWHEAD RESEARCH CORP	ARWR	20
ARTESYN TECHNOLOGIES INC	ATSN	20
ARTS WAY MFG INC	ARTW	20
ASSET ACCEPTANCE CAPITL CP	AACC	20
ASTEC INDUSTRIES INC	ASTE	20
ASTREX INC	ASXI	20
ASTRONICS CORP	ATRO	20
ASTROPOWER INC	APWRQ	20
ATA HOLDINGS CORP	ATAHQ	20
ATC HEALTHCARE INC -CL A	AHN	20
ATG INC.	ATGCQ	20
ATHEY PRODUCTS CORP	3ATPCQ	20
ATLAS AIR WORLDWIDE HLDG INC	AAWWV	20
ATLAS COPCO AB -ADR	ATLCY	20
ATMOSPHERIC GLOW TECH INC	3AGWT	20
ATRIUM CO INC	9957B	20
AULT INC	AULT	20
AURA SYSTEMS INC	3AURA	20
AUTOINFO INC	3AUTO	20
AVALON CORRECTIONAL SVCS INC	CITY	20
AVALON HOLDINGS CORP	AWX	20
AVERY DENNISON CORP	AVY	20
AVIALL INC	AVL	20
AVIATION GENERAL INC	AVGE	20
AVIATION UPGRADE TECH INC	0359B	20
AXSYS TECHNOLOGIES INC	AXYS	20
AZZ INC	AZZ	20
B & H OCEAN CARRIERS LTD	BHO	20
B-FAST CORP	BFTC	20
BADGER METER INC	BMI	20
BAKER (MICHAEL) CORP	BKR	20
BALDOR ELECTRIC CO	BEZ	20
BALDWIN TECHNOLOGY -CL A	BLD	20
BALLISTIC RECOVERY SYSTEMS	3BRSI	20
BANTA CORP	BN	20
BARNES GROUP INC	B	20
BARRETT BUSINESS SVCS INC	BBSI	20
BATTERY TECHNOLOGIES INC	BTIOQ	20
BE AEROSPACE INC	BEAV	20
BEACON POWER CORP	BCON	20
BEACON ROOFING SUPPLY INC	BECN	20
BENNETT ENVIRONMENTAL INC	BEL	20
BGI INC	BGII	20
BLUE INDUSTRIES INC	3BLII	20
BLUELINX HOLDINGS INC	BXC	20
BMC INDUSTRIES INC	BMMI	20
BOEING CO	BA	20
BOWNE & CO INC	BNE	20

BRADY CORP	BRC	20
BRAND SERVICES INC	0550B	20
BRANDPARTNERS GROUP INC	3BPTR	20
BRIGGS & STRATTON	BGG	20
BRINKS CO	BCO	20
BRITISH AIRWAYS PLC -ADR	BAB	20
BTU INTERNATIONAL INC	BTUI	20
BUCYRUS INTERNATIONAL INC	BUCY	20
BUDGET GROUP INC -CL A	BDGPA	20
BUHRMANN N V -ADR	BUH	20
BUILDERS FIRSTSOURCE -REDH	BLDR	20
BUILDING MATERIALS CORP AMER	9438B	20
BUNZL PLC -ADR	BNL	20
BURLINGTON NORTHERN RR CO	BNI1	20
BURLINGTON NORTHERN SANTA FE	BNI	20
BURNHAM HOLDINGS INC	BURCA	20
BUTLER INTERNATIONAL INC	BUTLE	20
BUTLER NATIONAL CORP	3BUKS	20
BVR SYSTEMS LTD	3BVRSF	20
C H ROBINSON WORLDWIDE INC	CHRW	20
C&D TECHNOLOGIES INC	CHP	20
CAE INC	CGT	20
CAL-BAY INTERNATIONAL INC	3CBYI	20
CANADIAN NATIONAL RAILWAY CO	CNI	20
CANADIAN PACIFIC RAILWAY LTD	CP	20
CANNON EXPRESS INC	CEXP	20
CAPSTONE TURBINE CORP	CPST	20
CARLISLE COS INC	CSL	20
CARLISLE HOLDINGS LTD	CLHL	20
CASCADE CORP	CAE	20
CASELLA WASTE SYS INC -CL A	CWST	20
CATALYTICA ENERGY SYS INC	CESI	20
CATERPILLAR INC	CAT	20
CATERPILLAR INC-PRE FASB	CAT.F	20
CD&L INC	CDV	20
CDI CORP	CDI	20
CECO ENVIRONMENTAL CORP	CECE	20
CELADON GROUP INC	CLDN	20
CENDANT CORP	CD	20
CENTRAL FREIGHT LINES INC	CENF	20
CENTRAL PARKING CORP	CPC	20
CENTURY BUSINESS SVCS INC	CBIZ	20
CENVEO INC	CVO	20
CERADYNE INC	CRDN	20
CERBCO INC -CL A	3CERB	20
CERTIFIED SERVICES INC	3CSRVE	20
CHAMPION INDUSTRIES INC	CHMP	20
CHANNELL COMMERCIAL CORP	CHNL	20
CHARLES RIVER ASSOCIATES	CRAI	20
CHART INDUSTRIES INC	3CIDI	20
CHARTWELL INTL INC	3CWII	20
CHASE CORP	CCF	20

CHICAGO BRIDGE & IRON CO	CBI	20
CHICAGO RIVET & MACHINE CO	CVR	20
CHINA EASTERN AIRLINES -ADR	CEA	20
CHINA SOUTHN AIRLS LTD -ADR	ZNH	20
CHOICEPOINT INC	CPS	20
CINTAS CORP	CTAS	20
CIRCOR INTL INC	CIR	20
CLARCOR INC	CLC	20
CLEAN HARBORS INC	CLHB	20
CLEAN SYSTEMS TECHNOLOGY GP	CSTM	20
CLICKNSETTLE.COM INC	3CLIK	20
CNE GROUP INC	CNE	20
CNF INC	CNF	20
CNH GLOBAL NV	CNH	20
COHESANT TECHNOLOGIES INC	COHT	20
COINSTAR INC	CSTR	20
COLLEGIS INC-REDH	3CLGS	20
COLLINS INDUSTRIES INC	COLLE	20
COLONIAL COMMERCIAL CORP	3CCOM	20
COLOR KINETICS INC	CLRK	20
COLUMBUS MCKINNON CORP	CMCO	20
COMDISCO HOLDING CO INC	3CDCO	20
COMFORCE CORP	CFS	20
COMFORT SYSTEMS USA INC	FIX	20
COMMAND SECURITY CORP	3CMMD	20
COMMERCIAL VEHICLE GROUP INC	CVGI	20
COMMODORE APPLIED TECHN INC	3CXII	20
COMMODORE ENVIRONMENTAL SVC	COES	20
COMPASS KNOWLEDGE HLDGS INC	CKNO	20
COMPOSITE TECHNOLOGY CORP	3CPTCQ	20
COMPUDYNE CORP	CDCYE	20
COMPX INTERNATIONAL INC	CIX	20
COMSYS IT PARTNERS INC	CITP	20
CONRAD INDUSTRIES INC	CNRD	20
CONSOLIDATED FREIGHTWAYS CP	CFWEQ	20
CONSOLIDATED GRAPHICS INC	CGX	20
CONSOLIDATED MERCANTILE INC	CSLMF	20
CONTINENTAL AIRLS INC -CL B	CAL	20
CONTINENTAL GLOBAL GROUP INC	0168B	20
COOPER INDUSTRIES LTD	CBE	20
COPART INC	CPRT	20
CORNELL COMPANIES INC	CRN	20
CORPORATE EXECUTIVE BRD CO	EXBD	20
CORRECTIONAL SERVICES CORP	CSCQ	20
CORRECTIONS CORP AMER	CXW	20
CORRPRO COMPANIES INC	CO	20
COSTAR GROUP INC	CSGP	20
COVENANT TRANSPRT INC -CL A	CVTI	20
CP SHIPS LTD	TEU	20
CPI AEROSTRUCTURES INC	CVU	20
CRANE CO	CR	20
CREDITRISKMONITOR.COM INC	3CRMZ	20

CRONOS GROUP	CRNS	20
CROSS (A.T.) & CO -CL A	ATX	20
CROWLEY MARITIME CORP	CWLM	20
CROWN ANDERSEN INC	CRAN	20
CSX CORP	CSX	20
CSX TRANSPORTATION INC	CSX3	20
CTD HOLDINGS INC	3CTDH	20
CUBIC CORP	CUB	20
CUMMINS INC	CMI	20
CUNO INC	CUNO	20
CURTISS-WRIGHT CORP	CW	20
CVF TECHNOLOGIES CORP	3CNVT	20
DAISYTEK INTL CORP	DZTKQ	20
DALE JARRETT RACING ADVTR	3DJRT	20
DALRADA FINANCIAL CORP	3DRDF	20
DANAHER CORP	DHR	20
DANKA BUSINESS SYS PLC -ADR	DANKY	20
DAVEY TREE EXPERT CO	DVTX	20
DAY INTERNATIONAL GROUP INC	0588B	20
DAYTON SUPERIOR CORP	0380B	20
DECTRON INTERNATIONALE INC	DECT	20
DEEP WELL OIL & GAS INC	DWOG	20
DEERE & CO	DE	20
DEERE & CO-PRE FASB	DE.F	20
DEFENSE INDUSTRIES INTL INC	3DFNS	20
DELTA AIR LINES INC	DAL	20
DELUXE CORP	DLX	20
DEMARCO ENERGY SYS AMER INC	DMES	20
DENISON INTL PLC -ADR	DENHY	20
DESWELL INDUSTRIES INC	DSWL	20
DEUTSCHE LUFTHANSA AG -ADR	DLAKY	20
DEWEY ELECTRONICS CORP	3DEWY	20
DHB INDUSTRIES INC	DHB	20
DIAMANT ART CORP	3DIAAF	20
DIAMONDCLUSTER INTL INC	DTPI	20
DIANA SHIPPING INC	DSX	20
DIGITAL POWER CORP	DPW	20
DISTRIBUTED ENERGY SYS CORP	DESC	20
DIVERSIFIED CORP RESOURCES	HIRD	20
DIVERSIFIED PROD INSPECTIONS	3DPRI	20
DIVERSIFIED SECURITY SOLTNS	DVS	20
DOCUMENT SECURITY SYS INC	DMC	20
DOLLAR THRIFTY AUTOMOTIVE GP	DTG	20
DONALDSON CO INC	DCI	20
DONNELLEY (R R) & SONS CO	RRD	20
DOVER CORP	DOV	20
DRESSER INC	DI	20
DRIVER-HARRIS CO	DRHA	20
DRS TECHNOLOGIES INC	DRS	20
DRYSHIPS INC	DRYS	20
DT INDUSTRIES INC	DTIIQ	20
DUALSTAR TECHNOLOGIES CORP	DSTR	20

DUCOMMUN INC	DCO	20
DUN & BRADSTREET CORP	DNB	20
DURATEK INC	DRTK	20
DYCOM INDUSTRIES INC	DY	20
DYNAMEX INC	DDMX	20
DYNAMIC MATERIALS CORP	BOOM	20
DYNAMOTIVE ENERGY SYS CORP	3DYMTF	20
DYNCORP INC	6059B	20
E PRIME AEROSPACE CORP	EPEA	20
EAGLE BULK SHIPPING INC-REDH	EGLE	20
EARTHCARE CO	ECCOQ	20
EARTHFIRST TECHNOLOGIES INC	3EFTI	20
EASTERN CO	EML	20
EATON CORP	ETN	20
ECOLOGY AND ENVIRON -CL A	EEI	20
EDAC TECHNOLOGIES CORP	3EDAC	20
EDO CORP	EDO	20
EG CAPITAL INC	EGCFF	20
EGL INC	EAGL	20
ELBIT SYSTEMS LTD	ESLT	20
ELBIT VISION SYSTEMS LTD	3EVSNF	20
ELECTRIC & GAS TECHNOLOGY	3ELGT	20
ELECTRIC CITY CORP	ELC	20
ELECTRO RENT CORP	ELRC	20
ELECTROPURE INC	ELTP	20
ELGIN NATIONAL INDUSTRIES	0571B	20
ELITE FLIGHT SOLUTIONS INC	EFLT	20
ELKCORP	ELK	20
EMBRAER-EMPRESA BRAS -ADR	ERJ	20
EMCOR GROUP INC	EME	20
EMERSON ELECTRIC CO	EMR	20
EMPRESAS ICA SOC CTL -ADR	ICA	20
EMRISE CORP	3EMRI	20
ENCORE WIRE CORP	WIRE	20
ENER1 INC	3ENEI	20
ENERGY & ENGINE TECHNOL CORP	3EENT	20
ENERGY CONVERSION DEV	ENER	20
ENERSYS INC	ENS	20
ENGINEERED SUPPORT SYSTEMS	EASI	20
ENGLOBAL CORP	ENG	20
ENNIS INC	EBF	20
ENODIS PLC -ADR	ENO	20
ENPRO INDUSTRIES INC	NPO	20
ENTRX CORP	ENTX	20
ENVIRO ENERGY CORP	ENGY	20
ENVIRO VORAXIAL TECHNLGY INC	3EVTN	20
ENVIRONMENTAL ELEMENTS CORP	EECP	20
ENVIRONMENTAL MONITOR & TEST	3EVMT	20
ENVIRONMENTAL SAFEGUARDS INC	ELSF	20
ENVIRONMENTAL TECTONICS CORP	ETC	20
ENVIRONMENTL BIOSCIENCE-REDH	EBSI	20
EQUIFAX INC	EFX	20

ESCO TECHNOLOGIES INC	ESE	20
ESPEY MFG & ELECTRONICS CORP	ESP	20
ESSEX CORP	KEYW	20
ESTERLINE TECHNOLOGIES CORP	ESL	20
EURAMAX INTERNATIONAL INC	3632B	20
EUROTECH LTD	3EUOT	20
EVERGREEN HOLDINGS INC	0493B	20
EVERGREEN SOLAR INC	ESLR	20
EXCEL MARITIME CARRIERS LTD	EXM	20
EXLSERVICE HOLDINGS INC-REDH	EXLS	20
EXPEDITORS INTL WASH INC	EXPD	20
EXPONENT INC	EXPO	20
EXPRESSJET HOLDINGS INC	XJT	20
EXX INC -CL A	EXX.A	20
FALCON PRODUCTS INC	FCPR	20
FARREL CORP	FARL	20
FASTENAL CO	FAST	20
FEDERAL EXPRESS CORP	FDX1	20
FEDERAL SIGNAL CORP	FSS	20
FEDERAL SIGNAL CORP-PRE FASB	FSS.F	20
FEDEX CORP	FDX	20
FIBERSTARS INC	FBST	20
FIND/SVP INC	3FSVP	20
FIREARMS TRAINING SYS -CL A	3FATS	20
FIRST ADVANTAGE CORP	FADV	20
FIRST AMERN SCIENTIFIC CORP	3FASC	20
FIRST AVIATION SVCS INC	FAVS	20
FIRST CONSULTING GROUP INC	FCGI	20
FIRSTSERVICE CORP -SVTG	FSRV	20
FLANDERS CORP	FLDR	20
FLIGHT SAFETY TECHNOLOGIES	FLT	20
FLORIDA EAST COAST INDS	FLA	20
FLOW INTL CORP	FLOW	20
FLOWSERVE CORP	FLS	20
FLUOR CORP	FLR	20
FLYI INC	FLYI	20
FOOD TECHNOLOGY SERVICE INC	VIFL	20
FORWARD AIR CORP	FWRD	20
FOSTER (LB) CO	FSTR	20
FOSTER WHEELER LTD	3FWHLF	20
FRANKLIN ELECTRIC CO INC	FELE	20
FREIGHTCAR AMERICA INC	RAIL	20
FRONTIER AIRLINES INC	FRNT	20
FROZEN FOOD EXPRESS INDS	FFEX	20
FTI CONSULTING INC	FCN	20
FUEL-TECH NV	FTEK	20
FUELCELL ENERGY INC	FCEL	20
FULLCIRCLE REGISTRY INC	3FLCR	20
G&K SERVICES INC -CL A	GKSRA	20
GABRIEL TECHNOLOGIES CORP	3GWLK	20
GARDNER DENVER INC	GDI	20
GATX CORP	GMT	20

GEHL CO	GEHL	20
GENCOR INDUSTRIES INC	3GNCI	20
GENCORP INC	GY	20
GENERAL BEARING CORP	GNRL	20
GENERAL BINDING CORP	GBND	20
GENERAL CABLE CORP/DE	BGC	20
GENERAL DYNAMICS CORP	GD	20
GENERAL ELECTRIC CO	GE	20
GENERAL ELECTRIC CO-PRE FASB	GE.F	20
GENERAL EMPLOY ENTERPRISES	JOB	20
GENESEE & WYOMING INC -CL A	GWR	20
GENESIS WORLDWIDE INC	GWOW	20
GENLYTE GROUP INC	GLYT	20
GEO GROUP INC	GGI	20
GEOLOGISTICS CORP -REDH	GEOL	20
GEVITY HR INC	GVHR	20
GIANT MOTORSPORTS INC	3GMOS	20
GLASSTECH INC	0180B	20
GLOBAL CASH ACCESS HLDG-REDH	GCA	20
GLOBAL DIVERSIFIED INDS INC	3GDVI	20
GLOBAL ENERGY GROUP INC	3GENGE	20
GLOBAL PAYMENT TECHNOLOGIES	GPTX	20
GLOBAL POWER EQUIPMENT GROUP	GEG	20
GOL INTELLIGENT AIRLINES INC	GOL	20
GOLDFIELD CORP	GV	20
GOODRICH CORP	GR	20
GORMAN-RUPP CO	GRC	20
GP STRATEGIES CP	GPX	20
GRACO INC	GGG	20
GRAFTECH INTERNATIONAL LTD	GTI	20
GRAHAM CORP	GHM	20
GRAINGER (W W) INC	GWW	20
GRANITE CONSTRUCTION INC	GVA	20
GREAT LAKES AVIATION LTD	3GLUX	20
GREAT LAKES DREDGE&DOCK CORP	0251B	20
GREEN MOUNTAIN CAPITAL INC	3GMCI	20
GREENBRIER COMPANIES INC	GBX	20
GREENMAN TECHNOLOGIES INC	GRN	20
GREYHOUND LINES INC	0447B	20
GRIFFON CORP	GFF	20
GROEN BROS AVIATION INC	3GNBA	20
GRUPO AEROPORTAURIO SA -ADR	ASR	20
GRUPO TMM -ADR	TMM	20
GSI GROUP INC	0252B	20
GUANGSHEN RAILWAY LTD -ADR	GSH	20
GUNTHER INTERNATIONAL LTD	SORT	20
H E R C PRODUCTS INC	HERC	20
H&E EQUIPMENT SERVICES LLC	0437B	20
HARBIN ELECTRIC INC	3HRBN	20
HARDINGE INC	HDNG	20
HARLAND (JOHN H.) CO	JH	20
HARSCO CORP	HSC	20

HAWAIIAN HOLDINGS INC	HA	20
HAWK CORP	HWK	20
HEADWAY CORPORATE RESOURCES	HWCR	20
HEALTHCARE SERVICES GROUP	HCSG	20
HEARTLAND EXPRESS INC	HTLD	20
HEICO CORP	HEI	20
HEIDRICK & STRUGGLES INTL	HSII	20
HERLEY INDUSTRIES INC/DE	HRLY	20
HERTZ CORP	0492B	20
HEXCEL CORP	HXL	20
HI-RISE RECYCLING SYS INC	HIRI	20
HI-SHEAR TECHNOLOGY CORP	HSR	20
HIGHWAY HOLDINGS LTD	HIHO	20
HIRSCH INTL CORP -CL A	HRSH	20
HNI CORP	HNI	20
HONEYWELL INTERNATIONAL INC	HON	20
HORIZON LINES INC -REDH	HRZ	20
HOST AMERICA CORP	CAFE	20
HUB GROUP INC -CL A	HUBG	20
HUBBELL INC -CL B	HUB.B	20
HUDSON HIGHLAND GROUP INC	HHGP	20
HUDSON TECHNOLOGIES INC	HDSN	20
HUGHES SUPPLY INC	HUG	20
HUNT (JB) TRANSPRT SVCS INC	JBHT	20
HURCO COMPANIES INC	HURC	20
HURON CONSULTING GROUP INC	HURN	20
HUTTIG BLDG PRODS INC	HBP	20
HYBRID FUEL SYSTEMS INC	3HYFS	20
HYDROGENICS CORP	HYGS	20
ICT GROUP INC	ICTG	20
ICTS INTERNATIONAL N V	ICTS	20
IDEX CORP	IEX	20
IHS INC -REDH	IHS	20
II-VI INC	IIVI	20
IKON OFFICE SOLUTIONS	IKN	20
ILLINOIS TOOL WORKS	ITW	20
IMAGISTICS INTERNATIONAL INC	IGI	20
IMPERIAL INDUSTRIES INC	IPII	20
INDUSTRIAL DISTR GROUP INC	IDGR	20
INDUSTRIAL SERVICES AMER INC	IDSA	20
INEI CORP	3INEY	20
INFRACOR INC	3INFCE	20
INFRASOURCE SERVICES	IFS	20
INGERSOLL-RAND CO LTD	IR	20
INNOTRAC CORP	INOC	20
INNOVATIVE SOLTNS & SUPP INC	ISSC	20
INSITUFORM TECNOL INC -CL A	INSU	20
INSTEEL INDUSTRIES	IIIN	20
INSURANCE AUTO AUCTIONS INC	IAAI	20
INTEGRATED ALARM SVCS GROUP	IASGE	20
INTEGRATED ELECTRICAL SVCS	IES	20
INTERLINE BRANDS INC	IBI	20

INTERNATIONAL BARRIER TECH I	3IBTGF	20
INTERNATIONAL MONETARY SYS	3INLM	20
INTERNATIONAL WIRE GROUP INC	0259B	20
INTERPOOL INC	IPX	20
INTERSECTIONS INC	INTX	20
INTL ALUMINUM	IAL	20
INTL DE CERAMICA SA -ADR	ICM	20
INTL DEVELOPMENT CORP	3IDVL	20
INTL LEASE FINANCE CORP	AIG1	20
INTL SHIPHOLDING CORP	ISH	20
INTL SMART SOURCING INC	3ISSG	20
IONATRON INC	IOTN	20
IPRINT TECHNOLOGIES INC	IPRT	20
IRVINE SENSORS CORP	IRSN	20
ISECURETRAC CORP	3ISRE	20
ITEC ENVIRONMENTAL GROUP INC	3ITEC	20
ITEX CORP	3ITEX	20
ITT INDUSTRIES INC	ITT	20
JACKSON PRODUCTS INC	0262B	20
JACOBS ENGINEERING GROUP INC	JEC	20
JACUZZI BRANDS INC	JJZ	20
JAPAN AIRLINES CORP -ADR	JALSY	20
JETBLUE AIRWAYS CORP	JBLU	20
JEWETT-CAMERON TRADING CO	JCTCF	20
JINPAN INTERNATIONAL LTD	JST	20
JLG INDUSTRIES INC	JLG	20
JORDAN INDUSTRIES INC	6536B	20
JOY GLOBAL INC	JOYG	20
JPS INDUSTRIES INC	JPST	20
K & F INDUSTRIES INC	3525B	20
K-TRON INTERNATIONAL INC	KTII	20
KADANT INC	KAI	20
KAISER GROUP HOLDINGS INC	KGHI	20
KAMAN CORP -CL A	KAMNA	20
KANSAS CITY SOUTHERN	KSU	20
KAYDON CORP	KDN	20
KEITH COMPANIES INC	TKCI	20
KELLSTROM INDUSTRIES INC	KELLQ	20
KELLY SERVICES INC -CL A	KELYA	20
KENEXA CORP -REDH	KNXA	20
KENNAMETAL INC	KMT	20
KEY COMPONENTS LLC	0264B	20
KEY TECHNOLOGY INC	KTEC	20
KFORCE INC	KFRC	20
KINETEK INC	0265B	20
KIRBY CORP	KEX	20
KITTY HAWK INC	KHK	20
KLM ROYAL DUTCH AIR -ADR	KLMR	20
KNIGHT TRANSPORTATION INC	KNX	20
KNOLL INC	KNL	20
KOLORFUSION INTL INC	3KOLR	20
KOMATSU LTD -ADR	KMTUY	20

KOOR INDUSTRIES LTD -ADR	KOR	20
KORN/FERRY INTERNATIONAL	KFY	20
KREISLER MANUFACTURING CORP	KRSL	20
KRONOS ADVANCED TECHNOLOGIES	3KNOS	20
KUBOTA CORP -ADR	KUB	20
KVH INDUSTRIES INC	KVHI	20
L-3 COMMUNICATIONS HLDGS INC	LLL	20
LA BARGE INC	LB	20
LABOR READY INC	LRW	20
LADISH CO INC	LDSH	20
LAIDLAW INTERNATIONAL INC	LI	20
LAMSON & SESSIONS CO	LMS	20
LAN AIRLINES SA -ADR	LFL	20
LANCER CORP/TX	LAN	20
LANDSTAR SYSTEM INC	LSTR	20
LASER MASTER INTL INC	LMTI	20
LAW ENFORCEMENT ASSOCS CORP	3LENF	20
LAWSON PRODUCTS	LAWS	20
LAYNE CHRISTENSEN CO	LAYN	20
LEARNING TREE INTL INC	LTRE	20
LECG CORP	XPRT	20
LEGAL CLUB OF AMERICA CORP	LEGL	20
LENNOX INTERNATIONAL INC	LII	20
LIFESTYLE INNOVATIONS INC	3LFSI	20
LIGHTING SCIENCE GROUP CORP	LSGP	20
LINCOLN ELECTRIC HLDGS INC	LECO	20
LINCOLN INTERNATIONAL CORP	3LCNIA	20
LINCOLN LOGS LTD	3LLOG	20
LINDSAY MANUFACTURING CO	LNN	20
LMI AEROSPACE INC	LMIA	20
LOCKHEED MARTIN CORP	LMT	20
LSI INDS INC	LYTS	20
LYDALL INC	LDL	20
LYNCH CORP	LGL	20
M-WAVE INC	MWAV	20
MAC-GRAY CORP	TUC	20
MACQUARIE INFRASTRUCT CO TR	MIC	20
MADECO SA -ADR	MAD	20
MAGNETEK INC	MAG	20
MAII HOLDINGS INC	MAII	20
MAIR HOLDINGS INC	MAIR	20
MANHATTAN SCIENTIFICS INC	3MHTX	20
MANITOWOC CO	MTW	20
MANPOWER INC/WI	MAN	20
MARTEN TRANSPORT LTD	MRTN	20
MASCO CORP	MAS	20
MASONITE INTERNATIONAL CORP	MHM	20
MASTEC INC	MTZ	20
MAXCO INC	MAXC	20
MCDERMOTT INTL INC	MDR	20
MCGRATH RENTCORP	MGRC	20
MCSI INC	MCSIQ	20

MEADOW VALLEY CORP	MVCO	20
MEDIA SCIENCES INTL INC	GFX	20
MEDIALINK WORLDWIDE INC	MDLK	20
MEDIAWORX INC	3MEWXE	20
MEDIS TECHNOLOGIES LTD	MDTL	20
MEGOLA INC	3MGOA	20
MERCURY AIR GROUP INC	MAX	20
MERCURY COMPUTER SYSTEMS INC	MRCY	20
MERRIMAC INDUSTRIES INC	MRM	20
MESA AIR GROUP INC	MESA	20
MET-PRO CORP	MPR	20
METAL STORM LTD -ADR	MTSX	20
METALICO INC	MEA	20
METSO CORP -ADR	MX	20
METWOOD INC	3MTWD	20
MFRI INC	MFRI	20
MICROFIELD GROUP INC	3MICGE	20
MICROVISION INC	MVIS	20
MIDDLEBY CORP	MIDD	20
MIDWAY AIRLINES CORP	MDWYQ	20
MIDWEST AIR GROUP INC	MEH	20
MIKROS SYSTEMS CORP	3MKRS	20
MILACRON INC	MZ	20
MILASTAR CORP	3MILAA	20
MILLENNIUM CELL INC	MCEL	20
MILLER (HERMAN) INC	MLHR	20
MILLER INDUSTRIES INC/TN	MLR	20
MINE SAFETY APPLIANCES CO	MSA	20
MISONIX INC	MSON	20
MITSUI & CO LTD -ADR	MITSY	20
MOBILE MINI INC	MINI	20
MOBILE SVCS GROUP -REDH	MSGI.1	20
MODTECH HOLDINGS INC	MODTE	20
MONITRONICS INTL INC	0461B	20
MONSTER WORLDWIDE INC	MNST	20
MOOG INC -CL A	MOG.A	20
MOONEY AEROSPACE GROUP LTD	3MNYG	20
MOORE CORP LTD-PRO FORMA	MCL.P	20
MOORE HANDLEY INC	MHCO	20
MORO CORP	MRCR	20
MPM TECHNOLOGIES INC	3MPMLE	20
MPW INDL SVCS GROUP INC	MPWG	20
MSC INDUSTRIAL DIRECT -CL A	MSM	20
MSX INTERNATIONAL INC	9698B	20
MTC TECHNOLOGIES INC	MTCT	20
MTR CORP LTD -ADR	MTRJY	20
MUELLER (PAUL) CO	MUEL	20
MUELLER INDUSTRIES	MLI	20
MULTI-COLOR CORP	LABL	20
MULTI-MEDIA TUTRIAL SVCS INC	3MMTS	20
N-VIRO INTERNATIONAL CORP	3NVIC	20
NACCO INDUSTRIES -CL A	NC	20

NASHUA CORP	NSH	20
NATIONAL TECHNICAL SYS INC	NTSC	20
NATIONAL WATERWORKS INC	0547B	20
NAVIGANT CONSULTING INC	NCI	20
NAVISTAR INTERNATIONAL CORP	NAV	20
NAVISTAR INTL-PRE FASB	NAV.F	20
NAVTECH INC	3NAVH	20
NCI BUILDING SYSTEMS INC	NCS	20
NCO GROUP INC	NCOG	20
NCT GROUP INC	3NCTI	20
NES RENTALS HOLDINGS INC	NLEQ	20
NEW CENTURY COMPANIES INC	3NCNC	20
NEW HORIZONS WORLDWIDE INC	NEWHE	20
NEW YORK FILM WORKS INC	NYFM	20
NEW YORK REGIONAL RAIL CORP	3NYRRE	20
NEWMARK VENTURES INC	3NWMV	20
NMHG HOLDING CO	0548B	20
NOGA ELECTRO-MECHANICAL INDS	NOGAQ	20
NORCROSS SAFETY PRODUCTS	0570B	20
NORDSON CORP	NDSN	20
NORFOLK SOUTHERN CORP	NSC	20
NORFOLK SOUTHERN RAILWAY CO	NSC1	20
NORTECH SYSTEMS INC	NSYS	20
NORTH AMER GALV & COATINGS	NGA	20
NORTH AMER TECHNOL GROUP INC	NATKC	20
NORTH AMER VAN LINES-REDH	0337B	20
NORTHROP GRUMMAN CORP	NOC	20
NORTHWEST AIRLINES CORP	NWAC	20
NUCLEAR SOLUTIONS INC	3NSOLE	20
NUCO2 INC	NUCO	20
NUMATICS INC	0274B	20
NUTRITION MGMT SVCS -CL A	NMSCA	20
OCEANIC EXPLORATION CO	3OCEX	20
ODYSSEY MARINE EXPLORATION	OMR	20
OFFSHORE SYSTEMS INTL LTD	3OFSYF	20
OILGEAR CO	OLGR	20
OLD DOMINION FREIGHT	ODFL	20
OMEGA CABINETS LTD	0275B	20
OMEGA VENTURES GROUP INC	3OMGV	20
OMNI USA INC	3OUSA	20
ON ASSIGNMENT INC	ASGN	20
ONLINE POWER SUPPLY INC	OPWR	20
ORBIT INTERNATIONAL CP	ORBT	20
ORBITAL SCIENCES CORP	ORB	20
ORGANITECH USA INC	ORGT	20
ORYX TECHNOLOGY CORP	3ORYX	20
OSHKOSH TRUCK CORP	OSK	20
OUTLOOK GROUP CORP	OUTL	20
OVERNITE CORP	OVNT	20
OWENS CORNING	3OWENQ	20
P.A.M. TRANSPORTATION SVCS	PTSI	20
PACCAR INC	PCAR	20

PACCAR INC-PRE FASB	PCAR.F	20
PACER INTERNATIONAL INC/TN	PACR	20
PACIFIC CMA INC	PAM	20
PALL CORP	PLL	20
PARAGON TECHNOLOGIES INC	PTG	20
PARK OHIO HOLDINGS CORP	PKOH	20
PARKER-HANNIFIN CORP	PH	20
PATRICK INDUSTRIES INC	PATK	20
PATRIOT TRANSN HOLDING INC	PATR	20
PAVING STONE CORP	PVNG	20
PCA INTERNATIONAL INC	0431B	20
PDG ENVIRONMENTAL INC	3PDGE	20
PECO II INC	PIII	20
PEERLESS MFG CO	PMFG	20
PEGASUS AIRCRFT PRTNRS II-LP	3YYCRC	20
PEMCO AVIATION GROUP INC	PAGI	20
PENHALL INTERNATIONAL CORP	0343B	20
PENN ENGR & MFG CORP	PNN	20
PENTACON INC	PTACQ	20
PENTAIR INC	PNR	20
PEOPLESUPPORT INC	PSPT	20
PERFECTDATA CORP	3PERF	20
PERINI CORP	PCR	20
PERMA-FIX ENVIRONMENTAL SVCS	PESI	20
PERRY-JUDDS INC	9843B	20
PETER KIEWIT SONS INC	0404B	20
PFEIFFER VACUUM TECH -ADR	PV	20
PHAZAR CORP	ANTP	20
PHH CORP	PHH	20
PHOENIX COLOR CORP	0279B	20
PICO HOLDINGS INC	PICO	20
PINNACLE AIRLINES CORP	PNCL	20
PIONEER RAILCORP -CL A	PRRR	20
PITNEY BOWES INC	PBI	20
PLM EQUIP GROWTH FD II -LP	GFYPZ	20
PLM EQUIP GROWTH FD V -LP	GFWPZ	20
PLM EQUIPMENT GROWTH FD -LP	GFXPZ	20
PLUG POWER INC	PLUG	20
POLYPORE INTL INC-REDH	PPO	20
PONY EXPRESS USA INC	PYXP	20
POP N GO INC	3POPN	20
PORTEC RAIL PRODUCTS INC	PRPX	20
PORTFOLIO RECOVRY ASSOC INC	PRAA	20
POWELL INDUSTRIES INC	POWL	20
POWER-ONE INC	PWER	20
POWERCOLD CORP	3PWCL	20
PPT VISION INC	PPTV	20
PRECISION CASTPARTS CORP	PCP	20
PREFORMED LINE PRODUCTS CO	PLPC	20
PRG-SCHULTZ INTL INC	PRGX	20
PRODUCTIVITY TECHNOLOGIES CP	3PRAC	20
PROFILE TECHNOLOGIES INC	3PRTK	20

PROSOFT LEARNING CORP	POSO	20
PROTECTION ONE INC	3PONN	20
PROVIDENCE AND WORCESTER RR	PWX	20
PROVIDENCE SERVICE CORP	PRSC	20
PURECYCLE CORP	PCYO	20
PW EAGLE INC	PWEI	20
QUALITY DISTRIBUTION INC	QLTY	20
QUALITY PRODUCTS INC	QPDC	20
QUANTA SERVICES INC	PWR	20
QUEBECOR WORLD INC -SUB VTG	IQW	20
QUINENCO SA -ADR	LQ	20
QUIPP INC	QUIP	20
QUIXOTE CORP	QUIX	20
RAILAMERICA INC	RRA	20
RAMP CORP	RCO	20
RAVEN INDUSTRIES INC	RAVN	20
RAYTHEON CO	RTN	20
RBS GLOBAL INC	0584B	20
RCM TECHNOLOGIES INC	RCMT	20
RECONDITIONED SYSTEMS INC	RESY	20
REDOX TECHNOLOGY CORP	RDOX	20
REFAC	REF	20
REGAL-BELOIT CORP	RBC	20
REGI U S INC	3RGUS	20
REGUS GROUP PLC	REGSY	20
REINHOLD INDUSTRIES -CL A	RNHDA	20
REMEDYTEMP INC -CL A	REMX	20
REPUBLIC AIRWAYS HLDGS INC	RJET	20
REPUBLIC RESOURCES INC	RPRS	20
REPUBLIC SERVICES INC	RSG	20
RESOURCES CONNECTION INC	RECN	20
REUNION INDUSTRIES	RUN	20
REVCARE INC	RVCR	20
RG AMERICA INC	3RGMIE	20
RITCHIE BROS AUCTIONEERS INC	RBA	20
RIVIERA TOOL CO	RTC	20
ROBBINS & MYERS INC	RBN	20
ROBERT HALF INTL INC	RHI	20
ROCKWELL AUTOMATION	ROK	20
ROCKWELL COLLINS INC	COL	20
ROLLER BEARING CO OF AMERICA	0288B	20
ROLLINS INC	ROL	20
ROPER INDUSTRIES INC/DE	ROP	20
ROYAL GROUP TECH LTD	RYG	20
RSI HOLDINGS INC	3RSII	20
RUSH ENTERPRISES INC -CL B	RUSHB	20
RUSSEL METALS INC	RUSMF	20
RYANAIR HOLDINGS PLC -ADR	RYAAY	20
RYDER SYSTEM INC	R	20
SCHAWK INC -CL A	SGK	20
SCHOOL SPECIALTY INC	SCHS	20
SCHUFF INTERNATIONAL INC	SHFK	20

SCIENCE APPLICATIONS INTL CP	1134B	20
SCS TRANSPORTATION INC	SCST	20
SEA CONTAINERS LTD -CL A	SCR.A	20
SECURITY CAPITAL/DE -CL A	SCC	20
SEGMENTZ INC	SZI	20
SEMELE GROUP INC	SMLE	20
SENSUS METERING SYS INC-REDH	0592B	20
SEQUA CORP -CL A	SQA.A	20
SERVOTRONICS INC	SVT	20
SGI INTERNATIONAL	SGII	20
SGL CARBON AG -ADR	SGG	20
SHAW GROUP INC	SGR	20
SHOLODGE INC	LODG	20
SIEMENS AG -ADR	SI	20
SIFCO INDUSTRIES	SIF	20
SIMCLAR INC	SIMC	20
SIMPSON MANUFACTURING INC	SSD	20
SIRVA INC	SIR	20
SITEL CORP	SWW	20
SKF AB -ADR	SKFRY	20
SKYWEST INC	SKYW	20
SL INDUSTRIES INC	SLI	20
SLI INC	SLIXQ	20
SMARTPROS LTD	PED	20
SMITH (A O) CORP	AOS	20
SMITHWAY MTR XPRESS -CL A	SMXC	20
SOLAR SATELLITE COMM	SSCI	20
SOLOMON TECHNOLOGIES INC	3SOLM	20
SOURCECORP INC	SRCP	20
SOUTHWEST AIRLINES	LUV	20
SPACEHAB INC	SPAB	20
SPARTA INC/DE	8097B	20
SPARTON CORP	SPA	20
SPEIZMAN INDUSTRIES INC	SPZN	20
SPHERION CORP	SFN	20
SPHERIX INC	SPEX	20
SPIRE CORP	SPIR	20
SPX CORP	SPW	20
STANDARD AUTOMOTIVE CORP	SAUC	20
STANDARD PARKING CORP	STAN	20
STANDARD REGISTER CO	SR	20
STANDEX INTERNATIONAL CORP	SXI	20
STARRETT (L.S.) CO -CL A	SCX	20
STARTECH ENVIRONMENTAL CORP	3STHK	20
STATIA TERMINALS GROUP N V	STNV	20
STEELCASE INC	SCS	20
STENA AB	0218B	20
STERICYCLE INC	SRCL	20
STERLING CONSTRUCTION CO INC	STV	20
STEVENS INTL INC -SER A COM	SVEIA	20
STEWART & STEVENSON SERVICES	SVC	20
STOLT-NIELSEN SA -ADR	SNSA	20

STONE & WEBSTER INC	SWBIQ	20
STONEPATH GROUP INC	STG	20
STRATEGIC DISTR INC	STRD	20
STRATESEC INC	SFTC	20
STRATUS SERVICES GROUP INC	3SSVG	20
SUN HYDRAULICS CORP	SNHY	20
SUPREME INDUSTRIES INC	STS	20
SWIFT TRANSPORTATION CO INC	SWFT	20
SYNAGRO TECHNOLOGIES INC	SYGR	20
SYPRIS SOLUTIONS INC	SYPR	20
SYS	SYS	20
SYSTEMONE TECHNOLOGIES INC	STEK	20
TALISMAN ENTERPRISES INC	BATTQ	20
TARGET LOGISTICS INC	3TARG	20
TARPON INDUSTRIES INC	TPO	20
TASTY FRIES INC	3TFRYE	20
TAT TECHNOLOGIES LTD -ORD	TATTF	20
TATA MOTORS LIMITED -ADR	TTM	20
TAYLOR DEVICES INC	TAYD	20
TB WOODS	TBWC	20
TBS INTL LTD -REDH	TSI	20
TEAM AMERICA CORP	TMOSQ	20
TEAM INC	TMI	20
TEAMSTAFF INC	TSTF	20
TECH OPS SEVCON INC	TO	20
TECHNOLOGY GENERAL CP	TCGN	20
TECHNOLOGY RESEARCH CORP	TRCI	20
TECUMSEH PRODUCTS CO -CL A	TECUA	20
TEL-INSTRUMENT ELECTRONICS	TIK	20
TELEDYNE TECHNOLOGIES INC	TDY	20
TELEFLEX INC	TFX	20
TELETECH HOLDINGS INC	TTEC	20
TEMCO SERVICE INDUSTRIES INC	TMCO	20
TENNANT CO	TNC	20
TEREX CORP	TEX	20
TETRA TECH INC	TTEK	20
TEXTRON INC	TXT	20
TEXTRON INC-PRE FASB	TXT.F	20
THERMADYNE HOLDINGS CORP	3THMD	20
THERMAL ENERGY STORAGE INC	THES	20
THERMOENERGY CORP	3TMEN	20
THERMOVIEW INDS INC	THV	20
THINKPATH INC	3THTHF	20
THOMAS & BETTS CORP	TNB	20
THOMAS GROUP INC	3TGIS	20
THOMAS INDUSTRIES INC	TII	20
TICKETS.COM INC	TIXX	20
TIMCO AVIATION SERVICES INC	3TMAS	20
TIMKEN CO	TKR	20
TITAN INTERNATIONAL INC	TWI	20
TITAN TECHNOLOGIES INC	3TITT	20
TNR TECHNICAL INC	3TNRK	20

TODD SHIPYARDS CORP	TOD	20
TOMKINS PLC -ADR	TKS	20
TORO CO	TTC	20
TOROTEL INC	TTLO	20
TPG NV -ADR	TP	20
TRADEQUEST INTERNATIONAL INC	3TQSTE	20
TRAILER BRIDGE INC	TRBR	20
TRANS GLOBAL SERVICES INC	TGSI	20
TRANSAMERICA FINANCE CORP	TA2	20
TRANSCOM WORLDWIDE SA -ADS	TRCXY	20
TRANSDIGM HLDG CO	0306B	20
TRANSPORT CORP AMERICA INC	TCAM	20
TRANSPORT TECH INDS INC-REDH	TTII	20
TRANSTECH INDUSTRIES INC	3TRTI	20
TRANSTECHNOLOGY CORP	TTLG	20
TRC COS INC	TRR	20
TREDEGAR CORP	TG	20
TREX CO INC	TWP	20
TRI-S SECURITY CORP	TRIS	20
TRIMAS CORP	0517B	20
TRINITY INDUSTRIES	TRN	20
TRINITY LEARNING CORP	3TTYL	20
TRIUMPH GROUP INC	TGI	20
TRM CORP	TRMM	20
TUFCO TECH INC	TFCO	20
TUNEX INTERNATIONAL INC	3TNEX	20
TURBOCHEF TECHNOLOGIES INC	TCF	20
TVI CORP	TVIN	20
TWIN DISC INC	TWIN	20
TYCO INTERNATIONAL LTD	TYC	20
U S HOME SYSTEMS INC	USHS	20
U S MARINE REPAIR INC-REDH	0225B	20
U S MICROBICS INC	3BUGS	20
U S PLASTIC LUMBER CORP	USPL	20
UAL CORP	3UALAQ	20
UAP HOLDING CORP	UAPH	20
ULTRALIFE BATTERIES INC	ULBI	20
UNION PACIFIC CORP	UNP	20
UNION TANK CAR CO	4168A	20
UNITED AIRLINES INC	UAL1	20
UNITED DEFENSE INDUSTRIES	UDI	20
UNITED INDUSTRIAL CORP	UIC	20
UNITED PARCEL SERVICE INC	UPS	20
UNITED RENTALS INC	URI	20
UNITED STATES POSTAL SERVICE	9352B	20
UNITED STATIONERS INC	USTR	20
UNITED TECHNOLOGIES CORP	UTX	20
UNIVERSAL DETECTION TECHNOL	3UDTT	20
UNIVERSAL EXPRESS INC	3USXP	20
UNIVERSAL FOREST PRODS INC	UFPI	20
UNIVERSAL SECURITY INSTRUMNT	UUU	20
UNIVERSAL TRUCKLOAD SERVICES	UACL	20

UNIVERSE2U INC	3UTOUE	20
UQM TECHNOLOGIES INC	UQM	20
URS CORP	URS	20
US 1 INDUSTRIES INC	3USOO	20
US AIRWAYS GROUP INC	3UAIRQ	20
US XPRESS ENTP INC -CL A	XPRSA	20
USA BIOMASS CORP	USBCQ	20
USA TRUCK INC	USAK	20
USF CORP	USFC	20
USG CORP	USG	20
UTEK CORP	UTK	20
UTI WORLDWIDE INC	UTIW	20
VALENCE TECHNOLOGY INC	VLNC	20
VALLEY NATIONAL GASES INC	VLG	20
VALMONT INDUSTRIES	VMI	20
VALPEY-FISHER CORP	VPF	20
VANGUARD AIRLINES INC	VGDAQ	20
VELOCITY EXPRESS CORP	VEXP	20
VENTURE CATALYST INC/UT	3VCAT	20
VERI-TEK INTL CORP	VCC	20
VERIDIUM CORP	3VRDM	20
VERSAR INC	VSR	20
VERTEX AEROSPACE INC-REDH	VRT	20
VIAD CORP	VVI	20
VIASOURCE COMMUNICATIONS INC	VVVVQ	20
VICOR CORP	VICR	20
VIRGIN EXPRESS HLDGS -ADR	3VIRGY	20
VITRAN CORP INC	VTNC	20
VIVA INTERNATIONAL INC	3VIVI	20
VL DISSOLUTION CORP	VLDS	20
VOLT INFO SCIENCES INC	VOL	20
VOLVO AB SWE -ADR	VOLVY	20
VSE CORP	VSEC	20
W-W CAPITAL CORP	3WWCLE	20
WABASH NATIONAL CORP	WNC	20
WABTEC CORP	WAB	20
WALKER FINANCIAL CORP	3WLKF	20
WALTER INDUSTRIES INC	WLT	20
WARRANTECH CORP	3WTEC	20
WASHINGTON GROUP INTL INC	WGII	20
WASTE CONNECTIONS INC	WCN	20
WASTE INDUSTRIES USA INC	WWIN	20
WASTE MANAGEMENT INC	WMI	20
WASTE SERVICES INC	WSII	20
WASTE TECHNOLOGY CORP	3WTEK	20
WATER CHEF INC	3WTER	20
WATER PIK TECHNOLOGIES INC	PIK	20
WATERLINK INC	WLKNQ	20
WATERS INSTRUMENT INC	WTRS	20
WATSCO INC	WSO	20
WATSON WYATT & CO HLDGS	WW	20
WATTS WATER TECHNOLOGIES INC	WTS	20

WCA WASTE CORP	WCAA	20
WEB PRESS CORP	WEBP	20
WERNER ENTERPRISES INC	WERN	20
WERNER HOLDING CO INC/DE	0314B	20
WESCO INTL INC	WCC	20
WEST CORP	WSTC	20
WESTAFF INC	WSTF	20
WESTAIM CORP	WEDX	20
WESTERN PWR & EQUIP CORP	3WPEC	20
WHITEWING ENVIRONMENTAL CORP	WWLI	20
WILLIAMS SCOTSMAN INC	0315B	20
WILLIS LEASE FINANCE CORP	WLFC	20
WINDSWEPT ENVIRONMENTAL SYS	3WEGI	20
WOLSELEY PLC -ADR	WOS	20
WOLVERINE TUBE INC	WLV	20
WOODWARD GOVERNOR CO	WGOV	20
WORLD AIR HOLDINGS INC	WLDA	20
WORLDWATER CORP	3WWAT	20
WORLDWIDE FLIGHT SVCS INC	0317B	20
WSI INDUSTRIES INC	WSCI	20
XANSER CORP	XNR	20
XENONICS HOLDINGS INC-REDH	XNN	20
YELLOW ROADWAY CORP	YELL	20
YORK INTERNATIONAL CORP	YRK	20
ZENEX INTERNATIONAL INC	3ZENX	20
ZTEST ELECTRONICS INC	ZTSTF	20
ZUNICOM INC	3ZNCM	20
1-800 CONTACTS INC	CTAC	25
1-800-FLOWERS.COM	FLWS	25
2ND SWING INC-REDH	SSG	25
4KIDS ENTERTAINMENT INC	KDE	25
800 TRAVEL SYSTEMS INC	IFLYQ	25
99 CENTS ONLY STORES	NDN	25
A.C. MOORE ARTS & CRAFTS INC	ACMR	25
AARON RENTS INC	RNT	25
ABERCROMBIE & FITCH -CL A	ANF	25
ACCESS WORLDWIDE CMMNCTNS	3AWWC	25
ACI TELECENTRICS INC	ACIT	25
ACME COMMUNICATIONS INC	ACME	25
ACME INTERMEDIATE HLDG LLC	9827B	25
ACME UNITED CORP	ACU	25
ACR GROUP INC	3ACRG	25
ACT TELECONFERENCING INC	ACTT	25
ACTION PERFORMANCE COS INC	ATN	25
ACTION PRODUCTS INTL INC	APII	25
ACTIONVIEW INTERNATIONAL INC	3AVWI	25
ADAMS GOLF INC	3ADGO	25
ADB SYSTEMS INTL LTD	3ADBYF	25
ADELPHIA COMMUN -CL A	ADELQ	25
ADVANCE AUTO PARTS INC	AAP	25
ADVANCE STORES CO INC	0211B	25
ADVANCED ENGINE TECHNOLOGIES	3AENG	25

ADVANCED MARKETING SERVICES	MKTS	25
ADVANSTAR COMMUNICATIONS INC	0147B	25
ADVERTISING.COM INC-REDH	ADCM	25
ADVO INC	AD	25
AEGIS COMMUNICATIONS GROUP	3AGIS	25
AEROPOSTALE INC	ARO	25
AFC ENTERPRISES INC	AFCE	25
AFFINITY GROUP HOLDING INC	9810B	25
AFTERMARKET TECHNOLOGY CORP	ATAC	25
AIRXCEL INC	0146B	25
ALDERWOODS GROUP INC	AWGI	25
ALDILA INC	ALDA	25
ALFA INTERNATIONAL CORP	3TYBR	25
ALIBRIS INC-REDH	ALBR	25
ALL AMERICAN SEMICONDUCTOR	SEMI	25
ALL AMERICAN SPORTPARK INC	3AASP	25
ALLBRITTON COMMUNICATIONS CO	3609B	25
ALLIANCE ATLANTS COMM -CL B	AACB	25
ALLIANCE DISTRIBUTORS HLDGS	3ADTR	25
ALLIANCE GAMING CORP	AGI	25
ALLOY INC	ALOY	25
ALPHA PRO TECH LTD	APT	25
ALTERNATE MARKETING NETWORKS	ALTM	25
AM-CH INC	3AMHN	25
AMAZON.COM INC	AMZN	25
AMBASSADORS GROUP INC	EPAX	25
AMCAST INDUSTRIAL CORP	AICOQ	25
AMCON DISTRIBUTING CO	DIT	25
AMERICA'S CAR-MART INC	CRMT	25
AMERICAN ACHIEVEMENT CORP	0456B	25
AMERICAN AMMUNITION/CA	3AAMI	25
AMERICAN AXLE & MFG HLDGS	AXL	25
AMERICAN BILTRITE INC	ABL	25
AMERICAN GREETINGS -CL A	AM	25
AMERICAN HOMESTAR CORP	AHMS	25
AMERICAN INTERNATIONAL INDS	3AMIN	25
AMERICAN LAWYER MEDIA INC	0152B	25
AMERICAN LEISURE HLDGS INC	3AMLH	25
AMERICAN MEDIA OPERATIONS	0539B	25
AMERICAN RESTAURANT GROUP	8297B	25
AMERICAN SKIING CO	3AESK	25
AMERICAN TECHNOLOGIES GROUP	3ATEG	25
AMERICAN TIRE DISTRIBUTORS	0129B	25
AMERICAN WAGERING INC	3BETM	25
AMERICANA PUBLISHING INC	3APBI	25
AMERIGON INC	ARGN	25
AMERIKING INC	3AKGI	25
AMERIRESOURCE TECHNLGIES INC	3AMRE	25
AMERISTAR CASINOS INC	ASCA	25
AMERITYRE CORP	3AMTY	25
AMERN EAGLE OUTFITTERS INC	AEOS	25
AMES DEPT STORES INC	AMESQ	25

AMF BOWLING INC	AMBWQ	25
AMS HEALTH SCIENCES INC	AMM	25
ANDERSONS INC	ANDE	25
ANGELCITI ENTERTAINMENT INC	3AGCI	25
ANNTAYLOR STORES CORP	ANN	25
ANTHONY & SYLVAN POOLS CORP	SWIM	25
ANVIL HOLDINGS INC	9688B	25
APOLLO GROUP INC -CL A	APOL	25
APPLEBEES INTL INC	APPB	25
APPLIANCE RECYCLING CTR AMER	3ARCI	25
APPLICA INC	APN	25
ARBITRON INC	ARB	25
ARCHON CORP	3ARHN	25
ARCTIC CAT INC	ACAT	25
ARGOSY GAMING CO	AGY	25
ARISTOTLE CORP	ARTL	25
ARK RESTAURANTS CORP	ARKR	25
ARLINGTON HOSPITALITY INC	HOST	25
ARTISTDIRECT INC	3ARTDE	25
ARVIDA JMB PARTNERS -LP	XXAAU	25
ARVINMERITOR INC	ARM	25
ASBURY AUTOMOTIVE GROUP INC	ABG	25
ASHLIN DEVELOPMENT CORP	3ASHD	25
ASHWORTH INC	ASHW	25
ASIA FIBER HOLDINGS LTD	3AFBRE	25
ATLANTIC SYNDICATION NETWORK	3ASNI	25
ATLAS PACIFIC LTD -ADR	APCFY	25
AUDIBLE INC	ADBL	25
AUDIOVOX CORP -CL A	VOXX	25
AUTOLIV INC	ALV	25
AUTONATION INC	AN	25
AUTOZONE INC	AZO	25
AVADO BRANDS INC	AVDO	25
AVATAR HOLDINGS INC	AVTR	25
AVENUE ENTERTAINMENT GRP INC	3PIXG	25
AZTAR CORP	AZR	25
BACK YARD BURGERS INC	BYBI	25
BAKERS FOOTWEAR GROUP INC	BKRS	25
BALLANTYNE OF OMAHA INC	BTN	25
BALLARD POWER SYSTEMS INC	BLDP	25
BALLY TOTAL FITNESS HLDG CP	BFT	25
BALSAM VENTURES INC	3BLSVE	25
BANDAG INC	BDG	25
BARBEQUES GALORE LTD -ADR	BBQZ	25
BARNES & NOBLE INC	BKS	25
BARRY (R G) CORP	3RGBC	25
BASSETT FURNITURE INDS	BSET	25
BEASLEY BROADCAST GROUP INC	BBGI	25
BEAZER HOMES USA INC	BZH	25
BEBE STORES INC	BEBE	25
BED BATH & BEYOND INC	BBBY	25
BELK INC	9702B	25

BELO CORP -SER A COM	BLC	25
BENETTON GROUP SPA -ADR	BNG	25
BENIHANA INC -CL A	BNHNA	25
BEST BUY CO INC	BBY	25
BESTWAY INC	BSTW	25
BEVERLY HILLS WGHT LOSS INC	BHWW	25
BEYOND.COM CORP	BYNDQ	25
BGF INDUSTRIES INC	0157B	25
BIG 5 CORP	9687B	25
BIG 5 SPORTING GOODS CORP	BGFVE	25
BIG DOG HOLDINGS INC	BDOG	25
BIG LOTS INC	BLI	25
BJ'S RESTAURANTS INC	BJRI	25
BLACK & DECKER CORP	BDK	25
BLAIR CORP	BL	25
BLOCK H & R INC	HRB	25
BLOCKBUSTER INC	BBI	25
BLOUNT INTL INC	BLT	25
BLUE NILE INC	NILE	25
BLUE RIDGE REAL ESTATE CO	3BLRGZ	25
BLUEBOOK INTL HLDG CO	3BBKH	25
BLUEFLY INC	BFLY	25
BLUEGREEN CORP	BXG	25
BLYTH INC	BTH	25
BOB EVANS FARMS	BOBE	25
BOMBAY CO INC	BBA	25
BON-TON STORES INC	BONT	25
BOOKS-A-MILLION INC	BAMM	25
BOOTH CREEK SKI HLDGS INC	9870B	25
BORDERS GROUP INC	BGP	25
BORGWARNER INC	BWA	25
BOSS HOLDINGS INC	3BSHI	25
BOSTON ACOUSTICS INC	BOSA	25
BOSTON RESTAURANT ASSOC INC	3BRAI	25
BOWL AMERICA INC -CL A	BWL.A	25
BOWLIN TRAVEL CENTERS INC	3BWTL	25
BOYD GAMING CORP	BYD	25
BOYDS COLLECTION LTD	FOB	25
BOYSTOYS.COM INC	3GRLZ	25
BRAZIL FAST FOOD CORP	3BOBS	25
BRIAZZ INC	BRZZQ	25
BRIGHT HORIZONS FAMILY SOLUT	BFAM	25
BRILLIAN CORP	BRLC	25
BRILLIANCE CHINA AUTO -ADR	CBA	25
BRILLIANT DIGITAL ENTMT INC	3BDEI	25
BRINKER INTL INC	EAT	25
BRITISH SKY BRDCSTG GP -ADR	BSY	25
BROADVIEW MEDIA INC	3BDVM	25
BROOKFIELD HOMES CORP	BHS	25
BROOKSTONE INC	BKST	25
BROWN JORDAN INTL INC	0409B	25
BROWN SHOE CO INC	BWS	25

BRUNSWICK CORP	BC	25
BUCA INC	BUCAE	25
BUCKLE INC	BKE	25
BUDGETHOTELS NETWORK INC	3BUDH	25
BUFFALO WILD WINGS INC	BWLD	25
BUFFETS HOLDINGS INC	0419B	25
BUILD-A-BEAR WORKSHOP INC	BBW	25
BUILDING MATERIALS HLDG CP	BMHC	25
BULL RUN CORP	BULL	25
BURKE MILLS INC	3BMLS	25
BURLINGTON COAT FACTORY WRHS	BCF	25
BUY.COM -REDH	BUYY	25
CABELAS INC	CAB	25
CABLEVISION SYS CORP -CL A	CVC	25
CACHE INC	CACH	25
CADMUS COMMUNICATIONS CORP	CDMS	25
CAESARS ENTERTAINMENT INC	CZR	25
CALA CORP	CCAA	25
CALIBER LEARNING NETWORK INC	CLBRQ	25
CALIFORNIA COASTAL CMNTYS	CALC	25
CALIFORNIA PIZZA KITCHEN INC	CPKI	25
CALL NOW INC	3CLNWE	25
CALLAWAY GOLF CO	ELY	25
CALLOWAY'S NURSERY INC	CLWY	25
CALTON INC	3CTON	25
CAMELOT ENTERTAINMENT GROUP	3CMEG	25
CAMERA PLATFORMS INTL INC	3CPFR	25
CANDIE'S INC	CAND	25
CANDLEWOOD HOTEL CO INC	CNDL	25
CANNONDALE CORP	BIKEQ	25
CANTERBURY PARK HOLDING CORP	ECP	25
CANWEST GLOBAL COM -NVTG	CWG	25
CAPITAL BEVERAGE CORP	3CBEV	25
CAPITAL PACIFIC HOLDINGS INC	CPHJ	25
CAPSOURCE FINANCIAL INC	3CPSO	25
CAREER EDUCATION CORP	CECO	25
CARMAX INC	KMX	25
CARMIKE CINEMAS INC	CKEC	25
CARNIVAL CORP	CCL	25
CARNIVAL PLC -ADR	CUK	25
CARRIAGE SERVICES INC	CSV	25
CARROLL SHELBY INTL INC	CSBI	25
CARROLS CORP	6479A	25
CARTER (WILLIAM) CO/DE	9833B	25
CARTER'S INC	CRI	25
CASUAL MALE RETAIL GRP INC	CMRG	25
CATALINA LIGHTING INC	CALA	25
CATALINA MARKETING CORP	POS	25
CATO CORP -CL A	CTR	25
CATTLESALE COMPANY	3CTLE	25
CAVALIER HOMES INC	CAV	25
CAVCO INDUSTRIES INC	CVCO	25

CBD MEDIA LLC	0468B	25
CBRL GROUP INC	CBRL	25
CCI GROUP INC	3CCIG	25
CD WAREHOUSE INC	CDWI	25
CEC ENTERTAINMENT INC	CEC	25
CEDAR FAIR -LP	FUN	25
CEDRIC KUSHNER PROMOTIONS	CKPI	25
CELEBRATE EXPRESS INC	BDAY	25
CELERITY GROUP INC-REDH	3CLRT	25
CENTERPLATE INC	CVP	25
CENTEX CORP	CTX	25
CENTEX CORP-PRE FASB	CTX.F	25
CENTRL EUROPEAN MEDIA -CL A	CETV	25
CENTURY CASINOS INC	CNTY	25
CERTRON CORP	3CRTN	25
CHAMPION ENTERPRISES INC	CHB	25
CHAMPION PARTS INC	3CREB	25
CHAMPNSHIP AUTO RACING TEAM	CPNT	25
CHAMPPS ENTMT INC	CMPP	25
CHARLES & COLVARD LTD	CTHR	25
CHARLOTTE RUSSE HLDG INC	CHIC	25
CHARMING SHOPPES INC	CHRS	25
CHARTER COMMUNICATIONS INC	CHTR	25
CHAUS (BERNARD) INC	3CHBD	25
CHECKERS DRIVE-IN RESTAURANT	CHKR	25
CHEESECAKE FACTORY INC	CAKE	25
CHEFS INTERNATIONAL INC	3CHEF	25
CHEROKEE INC/DE	CHKE	25
CHICOS FAS INC	CHS	25
CHILDRENS PLACE RETAIL STRS	PLCE	25
CHINA ENTERPRISES LTD	3CSHEF	25
CHINA PHARMACEUTICAL INTL CP	3CPICF	25
CHINA YUCHAI INTERNATIONAL	CYD	25
CHISTE CORP	3CSTC	25
CHOCTAW RESORT DEV ENTRPRISE	0216B	25
CHOICE HOTELS INTL INC	CHH	25
CHRISTOPHER & BANKS CORP	CBK	25
CHROMCRAFT REVINGTON INC	CRC	25
CHURCHILL DOWNS INC	CHDN	25
CINEMARK USA INC -CL A	9136B	25
CINEMASTAR LUXURY THEATERS	LUXYQ	25
CINRAM INTERNATIONAL INC	CNRMF	25
CIRCLE GROUP HOLDINGS INC	CXN	25
CIRCUIT CITY STORES -CONSOL	CCKM.CM	25
CIRCUIT CITY STORES INC	CC	25
CITADEL BROADCASTING CORP	CDL	25
CITI TRENDS INC -REDH	CTRN	25
CKE RESTAURANTS INC	CKR	25
CLAIRES STORES INC	CLE	25
CLARIA CORP-REDH	CLRA	25
CLARION TECHNOLOGIES INC	3CLAR	25
CLAXSON INTERACTVE GRP -CL A	3XSONF	25

CLEAR CHANNEL COMMUNICATIONS	CCU	25
COACH INC	COH	25
COACHMEN INDUSTRIES INC	COA	25
COACTIVE MARKETING GROUP INC	CMKG	25
COAST DISTRIBUTION SYSTEMS	CRV	25
COASTCAST CORP	COCA	25
COATES MOTORCYCLE CO-REDH	0448B	25
COAXIALL LLC	0242B	25
COBRA ELECTRS CORP	COBR	25
COINMACH CORP	0415B	25
COINMACH SERVICE CORP	DRY	25
COLDWATER CREEK INC	CWTR	25
COLE COMPUTER CORP	3COLV	25
COLE KENNETH PROD INC -CL A	KCP	25
COLLECTORS UNIVERSE INC	CLCT	25
COLLEGE PARTNERSHIP INC	3CGPA	25
COLLEGIATE PACIFIC INC	BOO	25
COLLINS & AIKMAN CORP	CKC	25
COLUMBIA SPORTSWEAR CO	COLM	25
COMCAST CORP	CMCSA	25
COMSTOCK HOMEBUILDING COS	CHCI	25
COMTEX NEWS NETWORK INC	3CMTX	25
CONCORD CAMERA CORP	LENS	25
CONCORDE CAREER COLLEGES INC	CCDC	25
CONE MILLS CORP	CJML	25
CONGOLEUM CORP -CL A	CGM	25
CONN'S INC	CONN	25
CONTINENTAL AG -ADR	CTTAY	25
COOPER TIRE & RUBBER CO	CTB	25
CORE-MARK INTERNATIONAL INC	9829B	25
CORINTHIAN COLLEGES INC	COCO	25
CORUS ENTERTAINMENT INC	CJR	25
COSI INC	COSI	25
COSMO COMMUNICATIONS CORP	CSMO	25
COST PLUS INC	CPWM	25
COST-U-LESS INC	CULS	25
COURIER CORP	CRRC	25
COX RADIO INC -CL A	CXR	25
CPI CORP	CPY	25
CRAFTMADE INTERNATIONAL INC	CRFT	25
CRAGAR INDUSTRIES INC	3CRGR	25
CROSSMANN COMMUNITIES INC	CROS	25
CROWN CRAFTS INC	3CRWS	25
CROWN JEWEL RESOURCES CORP	3CJRSE	25
CROWN MEDIA HOLDINGS INC	CRWNE	25
CSC HOLDINGS INC	0351B	25
CSK AUTO CORP	CAO	25
CSS INDUSTRIES INC	CSS	25
CTI INDUSTRIES CORP	CTIBE	25
CTRIP.COM INTL LTD -ADR	CTRP	25
CULP INC	CFI	25
CUMULUS MEDIA INC	CMLS	25

CUTTER & BUCK INC	CBUK	25
CYBEX INTERNATIONAL INC	CYB	25
CYCLE CTRY ACCESSORIES CORP	ATC	25
CYGNE DESIGNS INC	3CYDS	25
D G JEWELRY INC	DGJLQ	25
D R HORTON INC	DHI	25
DAC TECHNOLOGIES GRP INTL IN	3DAAT	25
DAG MEDIA INC	DAGM	25
DAILY JOURNAL CORP/SC	DJCO	25
DAIMLERCHRYSLER AG	DCX	25
DANA CORP	DCN	25
DANA CORP-PRE FASB	DCN.F	25
DARDEN RESTAURANTS INC	DRI	25
DAVE & BUSTER'S INC	DAB	25
DEB SHOPS INC	DEBS	25
DECKERS OUTDOOR CORP	DECK	25
DECOMA INTL INC -CL A	DECA	25
DECORATOR INDUSTRIES INC	DII	25
DECORIZE INC	DCZ	25
DELCO REMY INTL INC	1571B	25
DELPHI CORP	DPH	25
DELTA APPAREL INC	DLA	25
DELTA GALIL INDS LTD -ADR	DELT	25
DELTA MILLS INC	0169B	25
DELTA WOODSIDE INDUSTRIES	3DLWI	25
DENNYS CORP	DENN	25
DEPARTMENT 56 INC -SER A	DFS	25
DESARROLLADORA HOMEX -ADR	HXM	25
DESIGN WITHIN REACH INC	DWRI	25
DEVRY INC	DV	25
DEX MEDIA INC	DEX	25
DGSE COMPANIES INC	DGSE	25
DIALOG GROUP	3DLGG	25
DIAMOND ENTERTAINMENT CORP	3DMEC	25
DIAMOND POWERSPORTS INC	3DPWS	25
DIAMOND TRIUMPH AUTO GLASS	0244B	25
DIAMONDHEAD CASINO CORP	3DHCC	25
DICKIE WALKER MARINE INC	DWMA	25
DICKS SPORTING GOODS INC	DKS	25
DIEDRICH COFFEE INC	DDRX	25
DIGITAL GENERATION SYS INC	DGIT	25
DIGITAL IMAGING RESOURCES	3DGIR	25
DILLARDS INC -CL A	DDS	25
DIRECTV GROUP INC	DTV	25
DISNEY (WALT) CO	DIS	25
DISPLAYTECH INC-REDH	LCOS	25
DIXIE GROUP INC	DXYN	25
DOLLAR GENERAL CORP	DG	25
DOLLAR TREE STORES INC	DLTR	25
DOMINION HOMES INC	DHOM	25
DOMINO'S INC	0245B	25
DOMINOS PIZZA INC	DPZ	25

DONNKENNY INC	DNKYQ	25
DOREL INDUSTRIES INC	DIIB	25
DOVEBID INC-REDH	DOVE	25
DOVER DOWNS GAMING & ENTMT	DDE	25
DOVER MOTORSPORTS INC	DVD	25
DOW JONES & CO INC	DJ	25
DREAMS INC	3DRMS	25
DREAMWORKS ANIMATION INC	DWA	25
DRESS BARN INC	DBRN	25
DREW INDUSTRIES INC	DW	25
DRUGSTORE.COM INC	DSCM	25
DRYCLEAN USA INC	DCU	25
DSW INC -REDH	DSW	25
DUCATI MOTOR HOLDINGS -ADR	DMH	25
DUCKWALL ALCO STORES INC	DUCK	25
DURA AUTOMOTIVE SYS -CL B	DRRA	25
DXP ENTERPRISES INC	DXPE	25
DYNA GROUP INTERNATIONAL INC	3DGIX	25
DYNATEC INTERNATIONAL	DYNX	25
E COM VENTURES INC	ECMV	25
EACO CORP	3EACO	25
EAGLE-PICHER INC	0726B	25
EARTHWORKS ENTERTAINMENT INC	3EWKE	25
EASTMAN KODAK CO	EK	25
EAT AT JOES LTD	3JOES	25
EBAY INC	EBAY	25
ECHOSTAR COMMUN CORP -CL A	DISH	25
ECHOSTAR DBS CORP	0173B	25
ECOST.COM INC	ECST	25
EDIETS.COM INC	DIET	25
EDUCATE INC-REDH	EEEE	25
EDUCATION MANAGEMENT CORP	EDMC	25
EDUCATIONAL DEVELOPMENT CORP	EDUC	25
EGANAGOLDPFEIL HLDG LTD -ADR	EGFLY	25
EGGHEAD.COM INC	EGGSQ	25
ELECTROLUX AB -ADR	ELUXY	25
ELECTRONICS BOUTIQUE HLDG CP	ELBO	25
ELEPHANT & CASTLE GROUP INC	3PUBSF	25
ELGRANDE.COM INC	3EGDE	25
ELLIS PERRY INTL INC	PERY	25
ELMERS RESTAURANTS INC	ELMS	25
ELSCINT LTD -ORD	ELT	25
ELXSI CORP	ELXS	25
EMAK WORLDWIDE INC	EMAK	25
EMERGING VISION INC	3ISEE	25
EMERSON RADIO	MSN	25
EMMIS COMMUNICTNS CP -CL A	EMMS	25
EMPIRE RESORTS INC	NYNY	25
ENBC CORP	ENBBQ	25
ENDO NETWORKS INC	3ENDD	25
ENESCO GROUP INC	ENC	25
ENGEL GENERAL DEVELOPERS LTD	ENGEF	25

ENOVA SYSTEMS INC	3ENVA	25
ENTERCOM COMMUNICATIONS COR	ETM	25
ENTRAVISION COMMUNICATIONS	EVC	25
ENVOY COMMUNICATIONS GRP INC	ECGI	25
EOS INTERNATIONAL INC	EOSI	25
EQUUS GAMING CO -LP	EQUUS	25
ESCALADE INC	ESCA	25
ETHAN ALLEN INTERIORS INC	ETH	25
EUPA INTERNATIONAL CORP	3EUPA	25
EURO TECH HOLDINGS CO LTD	CLWT	25
EUROTRUST A/S -ADR	EURO	25
EVCI CAREER COLLEGES INC	EVCI	25
EVERLAST WORLDWIDE INC	EVST	25
EW SCRIPPS -CL A	SSP	25
EXCELLIGENCE LEARNING CORP	LRNS	25
EXIDE TECHNOLOGIES	XIDE	25
EYE CARE CENTERS OF AMERICA	0407B	25
EZ AUCTIONS & SHIPPING INC	EZAU	25
FAB INDUSTRIES INC	FIT	25
FACTORY 2-U INC	FTUSQ	25
FACTORY CARD OUTLET & PTY CP	FCPO	25
FAIRCHILD CORP -CL A	FA	25
FAIRMONT HOTELS RESORTS INC	FHR	25
FAMILY DOLLAR STORES	FDO	25
FAMILY ROOM ENTMT CORP	3FMLY	25
FAMOUS DAVES OF AMERICA INC	DAVE	25
FANTOM TECHNOLOGIES INC	FTMTQ	25
FAO INC	FAOOQ	25
FEATHERLITE INC	FTHR	25
FEDDERS CORP	FJC	25
FEDERAL SCREW WORKS	FSCR	25
FEDERAL-MOGUL CORP	3FDMLQ	25
FEDERATED DEPT STORES	FD	25
FIAT SPA -ADR	FIA	25
FILM ROMAN INC	ROMN	25
FINISH LINE INC -CL A	FINL	25
FINISHMASTER INC	FMST	25
FINLAY ENTERPRISES INC	FNLY	25
FINLAY FINE JEWELRY CORP	9696B	25
FISHER COMMUNICATIONS INC	FSCI	25
FITZGERALDS GAMING CORP	9823B	25
FIVE STAR PRODUCTS INC	3FSPX	25
FLANIGANS ENTERPRISES INC	BDL	25
FLEETWOOD ENTERPRISES	FLE	25
FLEXSTEEL INDS	FLXS	25
FLORIDA GAMING CORP	3FGMG	25
FLORSHEIM GROUP INC	FLSCQ	25
FOAMEX INTERNATIONAL INC	FMXI	25
FOOT LOCKER INC	FL	25
FOOTSTAR INC	FTSTQ	25
FORD MOTOR CO	F	25
FORD MOTOR CO-PRE FASB	F.F	25

FORTUNE BRANDS INC	FO	25
FORTUNE DIVERSIFIED INDS INC	3FDVI	25
FORWARD INDUSTRIES INC	FORD	25
FOSSIL INC	FOSL	25
FOUNTAIN POWERBOAT INDS INC	FPB	25
FOUR SEASONS HOTELS -LTD VTG	FS	25
FOX ENTERTAINMENT GROUP INC	FOX	25
FRAGRANCENET.COM INC	3FRGN	25
FRANCHISE CAPITAL CORP	3FCCN	25
FRANKLIN COVEY CO	FC	25
FRANKLIN ELECTRONIC PUBLISH	FEP	25
FRANKS NURSERY & CRAFT	FNCNQ	25
FREDS INC	FRED	25
FRESH CHOICE INC	SALDQ	25
FRIEDMANS INC -CL A	FRDMQ	25
FRIENDLY ICE CREAM CORP	FRN	25
FRISCH'S RESTAURANTS INC	FRS	25
FTD GROUP INC	FTD	25
FTD INC	0628B	25
FTS GROUP INC	3FLIP	25
FUJI HEAVY INDS LTD -ADR	FUJHY	25
FUJI PHOTO FILM -ADR	FUJIY	25
FULL HOUSE RESORTS INC	3FHRI	25
FURNITURE BRANDS INTL INC	FBN	25
G-III APPAREL GROUP LTD	GIII	25
GADZOOKS INC	GADZQ	25
GAIAM INC	GAIA	25
GALEY & LORD INC	3GYLDQ	25
GALLERY OF HISTORY INC	HIST	25
GAMESTOP CORP	GME.B	25
GAMETECH INTERNATIONAL INC	GMTC	25
GAMING & ENTERTNMNT GRP INC	3GMEI	25
GAMING PARTNERS INTL CORP	GPIC	25
GANDER MOUNTAIN CO	GMTN	25
GANNETT CO	GCI	25
GAP INC	GPS	25
GARMIN LTD	GRMN	25
GAYLORD ENTERTAINMENT CO	GET	25
GB HOLDINGS INC	GBHD	25
GEERLINGS & WADE INC	GEER	25
GEMSTAR-TV GUIDE INTL INC	GMST	25
GENER8XION ENTERTAINMENT INC	3GNXE	25
GENERAL MEDIA INC	9889B	25
GENERAL MOTORS CORP	GM	25
GENERAL MOTORS CORP-PRE FASB	GM.F	25
GENESCO INC	GCO	25
GENTEK INC	GETI	25
GENTEX CORP	GNTX	25
GENUINE PARTS CO	GPC	25
GETTY IMAGES INC	GYI	25
GFSI INC	9836B	25
GIFT LIQUIDATORS INC	3GFTL	25

GILDAN ACTIVEWEAR INC	GIL	25
GLASSMASTER CO	3GLMA	25
GLOBAL CASINOS INC	3GBCS	25
GLOBAL PHARMATECH INC	GBLP	25
GLOBAL SOURCES LTD	GSOL	25
GLOBAL-TECH APPLIANCES INC	GAI	25
GNC CORP-REDH	GNC	25
GOLDEN OPPORTUNITY DEVEL	0360B	25
GOLF TRUST OF AMERICA INC	GTA	25
GOLFSMITH INTL HLDGS INC	0470B	25
GOOD TIMES RESTAURANTS INC	GTIM	25
GOODYEAR TIRE & RUBBER CO	GT	25
GOODYS FAMILY CLOTHING INC	GDYS	25
GOTTSCHALKS INC	GOT	25
GRAND TOYS INTL LTD -ADR	GRIN	25
GRANITE BROADCASTING	3GBTVK	25
GRANITE CITY FOOD & BREWERY	GCFB	25
GRAY TELEVISION INC	GTN	25
GRAYBAR ELECTRIC CO INC	1737B	25
GREAT WOLF RESORTS INC	WOLF	25
GREENS WORLDWIDE INC	3GRWW	25
GREM USA	3GRMU	25
GREY GLOBAL GROUP INC	GREY	25
GRILL CONCEPTS INC	GRILE	25
GROUP 1 AUTOMOTIVE INC	GPI	25
GRUPO ELEKTRA SA -ADR	EKT	25
GRUPO RADIO CENTRO SA -ADR	RC	25
GRUPO TELEVISA SA -ADR	TV	25
GSI COMMERCE INC	GSIC	25
GTECH HOLDINGS CORP	GTK	25
GUCCI GROUP NV -ADR	GUCG	25
GUESS INC	GES	25
GUITAR CENTER INC	GTRC	25
GYMBOREE CORP	GYMB	25
HA2003 INC	HMLOQ	25
HAGGAR CORP	HGGR	25
HALLWOOD GROUP INC	HWG	25
HAMMONS JOHN Q HOTELS -CL A	JQH	25
HAMPSHIRE GROUP LTD	HAMP	25
HANCOCK FABRICS INC	HKF	25
HANDLEMAN CO	HDL	25
HANDY HARDWARE WHLSL -CL A	3191B	25
HANOVER DIRECT INC	HNVD	25
HARD ROCK HOTEL INC	9865B	25
HARLEY-DAVIDSON INC	HDI	25
HARMAN INTERNATIONAL INDS	HAR	25
HAROLDS STORES INC	HLD	25
HARRAHS ENTERTAINMENT INC	HET	25
HARRELL HOSPITALITY GRP INC	HLTLA	25
HARRIS INTERACTIVE INC	HPOL	25
HARTE HANKS INC	HHS	25
HARTMARX CORP	HMX	25

HARVEY ELECTRONICS INC	HRVE	25
HASBRO INC	HAS	25
HASTINGS ENTERTAINMENT INC	HAST	25
HASTINGS MFG CO	HGMG	25
HAVAS -ADR	HAVS	25
HAVERTY FURNITURE	HVT	25
HAYES LEMMERZ INTL INC	HAYZ	25
HEAD N V -ADR	HED	25
HEALTH EXPRESS USA INC	3HEXS	25
HEALTHCENTRAL.COM	HCENQ	25
HEARST-ARGYLE TELEVISION	HTV	25
HELEN OF TROY CORP LTD	HELE	25
HERBST GAMING INC	0215B	25
HIA INC	3HIAI	25
HIBBETT SPORTING GOODS INC	HIBB	25
HILTON HOTELS CORP	HLT	25
HISPANIC TV NETWORK INC	HTVNQ	25
HMI INDUSTRIES INC	HMII	25
HOCKEY CO	3THCX	25
HOLIDAY RV SUPERSTORES INC	RVEE	25
HOLLEY PERFORMANCE PRODS INC	0254B	25
HOLLINGER INC	HLGAF	25
HOLLINGER INTL INC -CL A	HLR	25
HOLLYWOOD CASINO SHREVEPORT	0255B	25
HOLLYWOOD ENTMT CORP	HLYW	25
HOLLYWOOD MEDIA CORP	HOLL	25
HOME DEPOT INC	HD	25
HOME INTERIORS & GIFTS INC	9791B	25
HOME PRODUCTS INTL INC	HOMZ	25
HOME SOLUTIONS AMERICA INC	HOM	25
HOMETOWN AUTO RETAILERS	3HCAR	25
HONDA MOTOR LTD -AM SHARES	HMC	25
HOOKER FURNITURE CORP	HOFT	25
HOSOI GARDEN MORTUARY INC	HGMI	25
HOT TOPIC INC	HOTT	25
HOVNANIAN ENTRPRS INC -CL A	HOV	25
HUFFY CORP	HUFCQ	25
I-CABLE COMMUN LTD -ADR	ICAB	25
I2TELECOM INTERNATIONAL INC	3ITUI	25
IA GLOBAL INC	IAO	25
IAC/INTERACTIVECORP	IACI	25
IBUYDIGITAL.COM INC-REDH	IBUY	25
ICH CORP	3ICHP	25
ICT TECHNOLOGIES INC	3ICTTE	25
IDEAL ACCENTS INC	3IACE	25
IHOP CORP	IHP	25
IMAGE ENTERTAINMENT INC	DISK	25
IMAX CORP	IMAX	25
IMPCO TECHNOLOGIES INC	IMCO	25
INDEX DEVELOPMENT PARTNERS	IXDP	25
INFOSONICS CORP	IFO	25
INNOVA/PURE WATER INC	3IPUR	25

INNOVATION HOLDINGS	IVHN	25
INNOVO GROUP INC	INNO	25
INSIGHT COMMUNICATIONS CO	ICCI	25
INSIGHT ENTERPRISES INC	NSIT	25
INSIGHT MIDWEST LP	0213B	25
INSIGNIA SYSTEMS INC	ISIG	25
INTERACTIVE BRAND DEV INC	IBDI	25
INTERACTIVE DATA CORP	IDC	25
INTERACTIVE HEALTH INC-REDH	IHTT	25
INTERACTIVE SYSTEMS WORLDWDE	ISWI	25
INTERCHANGE MEDICAL INC	ICMI	25
INTERCONTINENTAL HOTELS -ADR	IHG	25
INTEREP NATL RADIO SALES INC	3IREP	25
INTERFACE INC -CL A	IFSIA	25
INTERMET CORP	INMTQ	25
INTERMOST CORP	3IMOT	25
INTERNATIONAL COMMERCIAL TV	3ICTL	25
INTERNETSTUDIOS.COM INC	3ISTOE	25
INTERPUBLIC GROUP OF COS	IPG	25
INTERSTATE HOTELS & RESORTS	IHR	25
INTIER AUTOMOTIVE INC	IAIA	25
INTL BIOFUEL & BIOCHEMICAL	IBBO	25
INTL GAME TECHNOLOGY	IGT	25
INTL LEISURE HOSTS	ILHL	25
INTL SPEEDWAY CORP -CL A	ISCA	25
INTL THOROUGHBRED BREEDERS	ITGB	25
INTRA ASIA ENTMT CORP-REDH	PAK	25
INTRAWEST CORP	IDR	25
INVESTOOLS INC	IED	25
IPARTY CORP	IPT	25
IPMC HOLDINGS CORP	IPHC	25
IRON AGE HOLDINGS CORP	0342B	25
ISAACS I C & CO INC	3ISAC	25
ISLE OF CAPRI CASINOS INC	ISLE	25
ITEC ATTRACTIONS INC	3ITAT	25
ITT EDUCATIONAL SVCS INC	ESI	25
IWI HOLDING LTD	3JEWLF	25
J CREW GROUP INC	2632B	25
J JILL GROUP INC	JILL	25
J. ALEXANDER'S CORP	JAX	25
JACK IN THE BOX INC	JBX	25
JACKSON HEWITT TAX SVC INC	JTX	25
JACLYN INC	JLN	25
JACOBSON STORES	JCBSQ	25
JAG MEDIA HOLDINGS INC	JAGH	25
JAGGED EDGE MTN GEAR INC	JEMG	25
JAKKS PACIFIC INC	JAKK	25
JAMES CABLE PARTNERS LP	0263B	25
JAMESON INNS INC	JAMS	25
JARDEN CORP	JAH	25
JENNIFER CONVERTIBLES INC	JEN	25
JL FRENCH AUTOMOTIVE CASTING	0471B	25

JLM COUTURE INC	JLMC	25
JO-ANN STORES INC	JAS	25
JOHNSON CONTROLS INC	JCI	25
JOHNSON OUTDOORS INC -CL A	JOUT	25
JONES APPAREL GROUP INC	JNY	25
JORE CORP	JOREQ	25
JORGENSEN (EARLE M.) CO	JOR	25
JOS A BANK CLOTHIERS INC	JOSB	25
JOURNAL COMMUNICATIONS INC	JRN	25
JOURNAL REGISTER CO	JRC	25
JOYSTAR INC	3JYSR	25
JUNO LIGHTING INC	JUNO	25
K-SWISS INC -CL A	KSWS	25
K-TEL INTERNATIONAL	KTEL	25
K2 INC	KTO	25
KB HOME	KBH	25
KELLWOOD CO	KWD	25
KERZNER INTERNATIONAL LTD	KZL	25
KEYSTONE AUTOMOTIVE INDS INC	KEYS	25
KIK TECHNOLOGY INTL INC	3KKTI	25
KIMBALL INTERNATIONAL -CL B	KBALB	25
KINGFISHER PLC -ADR	KGFHY	25
KINGS ROAD ENTERTAINMENT	KREN	25
KINGSLEY COACH INC	3KNGS	25
KIRKLAND'S INC	KIRK	25
KNAPE & VOGT MFG CO	KNAP	25
KNIGHT-RIDDER INC	KRI	25
KNOLOGY INC	KNOL	25
KNUSAGA CORP	2387B	25
KOHL'S CORP	KSS	25
KONINKLIJKE PHLPS ELC -ADR	PHG	25
KOSS CORP	KOSS	25
KRISPY KREME DOUGHNUTS INC	KKD	25
KRYSTAL CO	KRYS	25
KSL RECREATION GROUP INC	9790B	25
KSW INC	3KSWW	25
KUPPER PARKER COMMUNICATIONS	3KPCG	25
LA QUINTA CORP	LQI	25
LA-Z-BOY INC	LZB	25
LACROSSE FOOTWEAR INC	BOOT	25
LAKELAND INDUSTRIES INC	LAKE	25
LAKES ENTERTAINMENT INC	LACOE	25
LAMAR ADVERTISING CO -CL A	LAMR	25
LANDRYS RESTAURANTS INC	LNY	25
LAS VEGAS SANDS CORP	LVS	25
LAS VEGAS SANDS INC	9781B	25
LAUREATE EDUCATION INC	LAUR	25
LAZARE KAPLAN INTERNATIONAL	LKI	25
LDM TECHNOLOGIES INC	0290B	25
LEAPFROG ENTERPRISES INC	LF	25
LEAR CORP	LEA	25
LEARNING CARE GROUP INC	LCGI	25

LEATHER FACTORY INC	TLF	25
LEE ENTERPRISES INC	LEE	25
LEGALPLAY ENTERTAINMENT INC	LPLE	25
LEGGETT & PLATT INC	LEG	25
LENNAR CORP	LEN	25
LEVCOR INTERNATIONAL INC	3LEVC	25
LEVI STRAUSS & CO	6206B	25
LEVITT CORP	LEV	25
LEXINGTON PRECISION CORP	3LEXP	25
LIBBEY INC	LBY	25
LIBERMAN BRDCSTING CORP-REDH	LBIM	25
LIBERTY CORP	LC	25
LIBERTY GROUP PUBLISHING INC	LZPI	25
LIBERTY HOMES -CL A	LIBHA	25
LIBERTY MEDIA CORP -SER A	L	25
LIBERTY MEDIA INTERNATIONAL	LBTYA	25
LIFE TIME FITNESS INC	LTM	25
LIFETIME HOAN CORP	LCUT	25
LIMELIGHT MEDIA GROUP INC	3LMMG	25
LIMITED BRANDS INC	LTD	25
LIN TV CORP	TVL	25
LINCOLN EDUCATIONAL SVC-REDH	LINC	25
LINENS N THINGS INC	LIN	25
LIONS GATE ENTMT CORP	LGF	25
LIQUIDATION WORLD INC	LIQWF	25
LITHIA MOTORS INC -CL A	LAD	25
LITTLEFIELD CORP	3LTFD	25
LIZ CLAIBORNE INC	LIZ	25
LJ INTERNATIONAL INC	JADE	25
LKQ CORP	LKQX	25
LODGENET ENTERTAINMENT CORP	LNET	25
LODGIAN INC	LGN	25
LONE STAR STEAKHOUSE SALOON	STAR	25
LOTTERY & WAGERING SOLUTIONS	LWSL	25
LOUD TECHNOLOGIES INC	3LTEC	25
LOWE'S COMPANIES INC	LOW	25
LPA HOLDING CORP	9901B	25
LUBYS INC	LUB	25
LUXOTTICA GROUP SPA -ADR	LUX	25
LVMH MOET HENNESSY -ADR	LVMUY	25
M/I HOMES INC	MHO	25
MACE SECURITY INTL INC	MACE	25
MAD CATZ INTERACTIVE INC	MCZ	25
MADDEN STEVEN LTD	SHOO	25
MAGIC LANTERN GROUP INC	GML	25
MAGNA ENTERTAINMENT CORP	MECA	25
MAGNA INTERNATIONAL -CL A	MGA	25
MAIN STREET RESTAURANT GROUP	MAIN	25
MAJESTIC STAR CASINO LLC	9854B	25
MAJOR AUTOMOTIVE COMPANIES	3MAJR	25
MAKITA CORP -ADR	MKTAY	25
MAN SANG HOLDINGS INC	3MSHI	25

MANDALAY RESORT GROUP	MBG	25
MANNING GREG AUCTIONS INC	GMAI	25
MARCUS CORP	MCS	25
MARINE PRODUCTS CORP	MPX	25
MARINEMAX INC	HZO	25
MARISA CHRISTINA	MRSA	25
MARKETING SPECIALISTS CORP	MKSP	25
MARLTON TECHNOLOGIES	MTY	25
MARRIOTT INTL INC	MAR	25
MARTHA STEWART LIVING OMNIMD	MSO	25
MARVEL ENTERPRISES -CL A	MVL	25
MARX TOYS & ENTERTAINMENT CP	3MRXTE	25
MATAV-CABLE SYS MEDIA -ADR	MATV	25
MATSUSHITA ELECTRIC -ADR	MC	25
MATTEL INC	MAT	25
MATTRESS HOLDING CORP-REDH	MFRM	25
MAUI GENERAL STORES INC	3MAUG	25
MAX & ERMAS RESTAURANTS	MAXE	25
MAY DEPARTMENT STORES CO	MAY	25
MAYORS JEWELERS INC/DE	MYR	25
MAYTAG CORP	MYG	25
MCCLATCHY CO -CL A	MNI	25
MCCORMICK & SCHMICKS SEAFOOD	MSSR	25
MCDONALD'S CORP	MCD	25
MCGRAW-HILL COMPANIES	MHP	25
MCRAE INDUSTRIES -CL A	MRI.A	25
MDC HOLDINGS INC	MDC	25
MDC PARTNERS INC	MDCAE	25
MDU COMMUNICATIONS INTL INC	3MDTV	25
MEADE INSTRUMENTS CORP	MEAD	25
MEDIA GENERAL -CL A	MEG	25
MEDIABAY INC	MBAY	25
MEDIACOM COMMUNICATIONS CORP	MCCC	25
MEDIANEWS GROUP INC	9971B	25
MEDICAL MEDIA TELEVISION INC	3MMTV	25
MENS WEARHOUSE INC	MW	25
MEREDITH CORP	MDP	25
MERIDIAN AUTOMOTIVE SYS-REDH	0355B	25
MERISEL INC	MSEL	25
MERITAGE HOMES CORP	MTH	25
MERITAGE HOSPITALITY GROUP	MHG	25
MESTEK INC	MCC	25
METALDYNE CORP	0410B	25
METRO GOLDWYN MAYER INC	MGM.2	25
METRO INTL S A -CL B	MTXBF	25
MEXICAN RESTAURANTS INC	CASA	25
MGM MIRAGE	MGM	25
MICHAELS STORES INC	MIK	25
MID-STATE RACEWAY INC	MRWY	25
MIDAS INC	MDS	25
MIDDLETON DOLL CO	3DOLL	25
MIKOHN GAMING CORP	PGIC	25

MITCHELLS & BUTLERS PLC -ADR	MLB	25
MITY ENTERPRISES INC	MITY	25
MODINE MANUFACTURING CO	MOD	25
MOHAWK INDUSTRIES INC	MHK	25
MOHEGAN TRIBAL GAMING AUTH	9807B	25
MONACO COACH CORP	MNC	25
MONARCH CASINO & RESORT INC	MCRI	25
MONARCH SERVICES INC	MAHI	25
MONRO MUFFLER BRAKE INC	MNRO	25
MORGANS FOODS INC	MRFD	25
MORNINGSTAR INC - REDH	MORN	25
MOSSIMO INC	MOSS	25
MOTHERS WORK INC	MWRK	25
MOTO PHOTO INC	MOTOQ	25
MOTORCAR PARTS OF AMER INC	MPAA	25
MOTORCARS AUTO GROUP INC	MAGI	25
MOVADO GROUP INC	MOV	25
MOVIE GALLERY INC	MOVI	25
MOVIE STAR INC	MSI	25
MTR GAMING GROUP INC	MNTG	25
MTS INC	0296B	25
MULTIMEDIA GAMES INC	MGAM	25
MUZAK LLC	0297B	25
NASPERS LTD -ADR	NPSN	25
NATHAN'S FAMOUS INC	NATH	25
NATIONAL AUTO CREDIT INC	3NAKD	25
NATIONAL LAMPOON INC	3NLPN	25
NATIONAL PRESTO INDS INC	NPK	25
NATIONAL R V HOLDINGS INC	NVH	25
NATIONAL VISION INC	NVI	25
NATIONAL WINE & SPIRITS INC	0462B	25
NATIONWIDE CAPITAL CORP	3NCCN	25
NATURAL GOLF CORP	NAX	25
NATURE VISION INC	NRVN	25
NATUZZI SPA -ADR	NTZ	25
NAUTILUS INC	NLS	25
NAVARRE CORP	NAVR	25
NAVIGANT INTERNATIONAL INC	FLYRE	25
NBC ACQUISITION CORP	0395B	25
NEBRASKA BOOK CO INC	0298B	25
NEFF CORP	NFFCA	25
NEIMAN-MARCUS GROUP INC	NMG.A	25
NELSON (THOMAS) INC	TNM	25
NEPTUNE SOCIETY INC	3NPTI	25
NET SERVICOS DE COMMUN -ADR	NETC	25
NETCENTIVES INC	NCNTQ	25
NETFLIX INC	NFLX	25
NEUTRON ENTERPRISES INC	3NTRN	25
NEVADA GOLD & CASINOS INC	UWN	25
NEW FRONTIER MEDIA INC	NOOF	25
NEW VISUAL CORP	3NVEI	25
NEW WORLD BRANDS INC	3NWBD	25

NEW WORLD RESTAURANT GROUP	NWRG	25
NEW YORK & COMPANY INC	NWY	25
NEW YORK TIMES CO -CL A	NYT	25
NEWELL RUBBERMAID INC	NWL	25
NEWS COMMUNICATIONS	NCOM	25
NEWS CORP	NWS.A	25
NEXSTAR BROADCASTING GROUP	NXST	25
NEXT GENERATION MEDIA CORP	3NGMC	25
NEXTMEDIA OPERATING INC	0336B	25
NIKE INC -CL B	NKE	25
NISSAN MOTOR CO LTD -ADR	NSANY	25
NITCHES INC	NICH	25
NOBEL LEARNING CMNTYS INC	NLCI	25
NOBILITY HOMES INC	NOBH	25
NOBLE INTERNATIONAL LTD	NOBL	25
NOBLE ROMANS INC	3NROM	25
NOLAND COMPANY	NOLD	25
NORDSTROM INC	JWN	25
NORTHLAND CABLE TELEVISION	0273B	25
NOVEL DENIM HOLDINGS LTD	NVLD	25
NTL INC	NTLI	25
NTN COMMUNICATIONS INC	NTN	25
NUCENTRIX BROADBAND NETWORK	NCNXQ	25
NUTRI SYSTEMS INC	NSI	25
NVR INC	NVR	25
O'CHARLEY'S INC	CHUX	25
O'REILLY AUTOMOTIVE INC	ORLY	25
OAKLEY INC	OO	25
OAKWOOD HOMES CORP	OKWHQ	25
OBN HOLDINGS INC-REDH	3OBNH	25
OBSIDIAN ENTERPRISES INC	3OBDE	25
ODIMO INC	ODMO	25
ODYSSEY PICTURES CORP	OPIX	25
OFFICE DEPOT INC	ODP	25
OFFICEMAX INC	OMX	25
OHIO ART CO	OART	25
OMEGA VENTURES INC	0358B	25
OMNICOM GROUP	OMC	25
ONE PRICE CLOTHING STORES	ONPRQ	25
ONEIDA LTD	3ONEI	25
OPINION RESEARCH CORP	ORCI	25
OPT-SCIENCES CORP	OPST	25
ORANGE 21 INC	ORNG	25
ORBITAL CORP LTD -ADR	3OBTLY	25
ORIENT-EXPRESS HOTELS	OEH	25
ORLEANS HOMEBUILDERS INC	OHB	25
OSHKOSH B'GOSH INC -CL A	GOSHA	25
OURPETS CO	3OPCO	25
OUTBACK STEAKHOUSE INC	OSI	25
OUTDOOR CHANNEL HLDGS INC	OUTD	25
OVERSTOCK.COM INC	OSTK	25
OXFORD INDUSTRIES INC	OXM	25

P & F INDUSTRIES -CL A	PFIN	25
P F CHANGS CHINA BISTRO INC	PFCB	25
PACIFIC SUNWEAR CALIF INC	PSUN	25
PACIFICAP ENTMT HOLDINGS INC	3PFEH	25
PAID INC	3PAYD	25
PALM HARBOR HOMES INC	PHHM	25
PANERA BREAD CO	PNRA	25
PANTRY INC	PTRY	25
PAPA JOHNS INTERNATIONAL INC	PZZA	25
PAPER WAREHOUSE INC	PWHSQ	25
PARAGON FINANCIAL CORP	3PGNF	25
PARTY CITY CORP	PCTY	25
PAXSON COMM CORP -CL A	PAX	25
PAYLESS SHOESOURCE INC	PSS	25
PC MALL INC	MALL	25
PEACE ARCH ENTMT GROUP INC	PAE	25
PEAK ENTERTAINMENT HLDGS INC	3PKEHE	25
PEARSON PLC -ADR	PSO	25
PEEBLES INC	6651A	25
PEGASUS COMMUNICATIONS CP	PGTVE	25
PENINSULA GAMING CO LLC	0277B	25
PENN NATIONAL GAMING INC	PENN	25
PENNEY (J C) CO	JCP	25
PENTON MEDIA INC	3PTON	25
PEP BOYS-MANNY MOE & JACK	PBY	25
PETCO ANIMAL SUPPLIES INC	PETC	25
PETMED EXPRESS INC	PETS	25
PETRIE STORES LIQUIDATION TR	3PSTLS	25
PETRO STOPPING CENTERS -LP	2175B	25
PETSMART INC	PETM	25
PHILLIPS-VAN HEUSEN CORP	PVH	25
PHOENIX FOOTWEAR GROUP INC	PXG	25
PHOENIX GOLD INTL INC	PGLD	25
PHOTOWORKS INC	3FOTO	25
PICCADILLY CAFETERIAS INC	PICZQ	25
PICK UPS PLUS INC	3PUPS	25
PIER 1 IMPORTS INC/DE	PIR	25
PILLOWTEX CORP	PWTXQ	25
PINNACLE ENTERTAINMENT INC	PNK	25
PIONEER CORP -ADR	PIO	25
PISMO COAST VILLAGE INC	2638B	25
PIXAR	PIXR	25
PLANET HOLLYWOOD INTL INC	PHWDQ	25
PLAY BY PLAY TOYS &NOVELTIES	3PBYPQ	25
PLAYBOY ENTERPRISES -CL B	PLA	25
POINDEXTER (JB) & CO INC	9101B	25
POINT.360	PTSX	25
POLARIS INDS INC	PII	25
POLO RALPH LAUREN CP -CL A	RL	25
POLYMER GROUP INC	3POLGA	25
POMEROY IT SOLUTIONS INC	PMRY	25
POWER TECHNOLOGY INC	3PWTC	25

PRANDIUM INC	3PDIMQ	25
PRECISION AUTO CARE INC	3PACI	25
PREMIER EXHIBITIONS INC	3PXHB	25
PREPAID LEGAL SERVICES INC	PPD	25
PRESIDENT CASINOS INC	3PREZQ	25
PRESTIGE BRANDS HOLDNGS-REDH	PBH	25
PRICELINE.COM INC	PCLN	25
PRIMACOM AG -ADR	3PCAGY	25
PRIMARY PDC INC	PRDCQ	25
PRIMEDIA INC	PRM	25
PRINCETON REVIEW INC	REVU	25
PRIVATE MEDIA GROUP INC	PRVT	25
PRN CORP -REDH	PRNC.1	25
PROLOGIC MANAGEMENT SYS INC	3PRLO	25
PROQUEST CO	PQE	25
PROVIDE COMMERCE INC	PRVD	25
PUBLICIS GROUPE SA -ADR	PUB	25
PULITZER INC	PTZ	25
PULTE HOMES INC	PHM	25
PURADYN FILTER TECHNOLOGIES	PFT	25
QEP CO INC	QEPC	25
QSOUND LABS INC	QSND	25
QUAKER FABRIC CORP	QFAB	25
QUALITY DINING INC	QDIN	25
QUANTUM FUEL SYS TECH WORLDW	QTWW	25
QUEBECOR INC -CL B	3QBCRF	25
QUIKSILVER INC	ZQK	25
QXL RICARDO PLC -ADR	QXLRY	25
R & B INC	RBIN	25
R H DONNELLEY CORP	RHD	25
RAB ENTERPRISES INC	0480B	25
RAB HOLDINGS INC	0479B	25
RACI HOLDINGS INC	0393B	25
RADICA GAMES LTD	RADA	25
RADIO ONE INC	ROIAK	25
RADIO UNICA COMMUNICATIONS	3UNCAQ	25
RADIOSHACK CORP	RSH	25
RAM VENTURE HOLDINGS CORP	3RVHC	25
RANK GROUP PLC -ADR	RANKY	25
RARE HOSPITALITY INTL INC	RARE	25
RAVEN MOON ENTERTAINMENT INC	3RVNM	25
RAYTECH CORP/DE	RAY	25
RC2 CORP	RCRC	25
RCG COMPANIES	RCG	25
RCN CORP	RCNI	25
READERS DIGEST ASSN	RDA	25
READING INTL INC -CL A	RDI	25
RECOTON CORP	RCOTQ	25
RED ROBIN GOURMET BURGERS	RRGB	25
REDENVELOPE INC	REDE	25
REEBOK INTERNATIONAL LTD	RBK	25
REED ELSEVIER NV -ADR	ENL	25

REED ELSEVIER PLC -ADR	RUK	25
REGAL ENTERTAINMENT GROUP	RGC	25
REGENT COMMUNICATIONS INC	RGCI	25
REGIS CORP/MN	RGS	25
REMINGTON PRODUCTS CO LLC	9675B	25
RENT WAY INC	RWY	25
RENT-A-CENTER INC	RCII	25
RENTRAK CORP	RENT	25
RESTAURANT CO	0286B	25
RESTORATION HARDWARE INC	RSTO	25
RETAIL VENTURES INC	RVI	25
REUTERS GROUP PLC -ADR	RTRSY	25
REX STORES CORP	RSC	25
REXHALL INDUSTRIES INC	REXL	25
RICKS CABARET INTL INC	RICK	25
RIDGEWOOD HOTELS INC	3RWHTE	25
RIVAL TECHNOLOGIES INC	3RVTIF	25
RIVIERA HOLDINGS CORP	RIV	25
ROADHOUSE GRILL INC	3GRLL	25
ROBO GROUP TEK LTD	ROBO	25
ROCKFORD CORP	ROFO	25
ROCKY SHOES & BOOTS INC	RCKY	25
ROGERS COMMUNICATION -CL B	RG	25
ROMACORP INC	0289B	25
ROSE HILLS CO	0299B	25
ROSEDALE DECORATIVE PROD LTD	ROSD	25
ROSS STORES INC	ROST	25
ROWE COMPANIES	ROW	25
ROYAL CARIBBEAN CRUISES LTD	RCL	25
ROYAL OLYMPIC CRUISE LINES	ROCLF	25
RUBIO'S RESTAURANTS INC	RUBO	25
RUBY TUESDAY INC	RI	25
RUSS BERRIE & CO INC	RUS	25
RUSSELL CORP	RML	25
RYAN'S RESTAURANT GROUP INC	RYAN	25
RYLAND GROUP INC	RYL	25
S & K FAMOUS BRANDS INC	SKFB	25
SAFARI ASSOCIATES INC	3SFAR	25
SAFETY COMPONENTS INTL INC	3SAFY	25
SAGA COMMUNICATIONS -CL A	SGA	25
SAKS INC	SKS	25
SALEM COMMUNICATIONS CORP	SALM	25
SALTON INC	SFP	25
SAMSONITE CORP	3SAMC	25
SANDS REGENT	SNDS	25
SANYO ELECTRIC CO LTD -ADR	SANYY	25
SAUCONY INC -CL B	SCNYB	25
SAUER-DANFOSS INC	SHS	25
SBARRO INC	0428B	25
SBS BROADCASTING SA	SBTV	25
SCHEIB (EARL) INC	ESHB	25
SCHLOTZSKY'S INC	BUNZQ	25

SCHOLASTIC CORP	SCHL	25
SCIENTIFIC GAMES CORP	SGMS	25
SCP POOL CORP	POOL	25
SEARS HOLDINGS CORP	SHLD	25
SEARS ROEBUCK & CO	S	25
SECURED DATA INC	3SCRE	25
SELECT COMFORT CORP	SCSS	25
SERVICE CORP INTERNATIONAL	SCI	25
SERVICEMASTER CO	SVM	25
SHARP CORP -ADR	SHCAY	25
SHARPER IMAGE CORP	SHRP	25
SHAW COMMUNICATN INC -CL B	SJR	25
SHELLS SEAFOOD RESTRNTS INC	3SHLL	25
SHEP TECHNOLOGIES INC	3STLOF	25
SHERWIN-WILLIAMS CO	SHW	25
SHILOH INDUSTRIES INC	SHLO	25
SHOE CARNIVAL INC	SCVL	25
SHOE PAVILION INC	SHOE	25
SHOPKO STORES INC	SKO	25
SHOPPING.COM LTD	SHOP	25
SHOPSMITH INC	3SHPS	25
SHUFFLE MASTER INC	SHFL	25
SIGNET GROUP PLC -ADR	SIG	25
SILVER SCREEN STUDIOS INC	3SSSU	25
SIMON WORLDWIDE INC	SWWI	25
SINCLAIR BROADCAST GP -CL A	SBGI	25
SINGER N V	SNGR	25
SINGING MACHINE CO INC	SMD	25
SIRIUS SATELLITE RADIO INC	SIRI	25
SIX FLAGS INC	PKS	25
SIXX HOLDINGS INC	3SIXX	25
SKECHERS U S A INC	SKX	25
SKYLINE CORP	SKY	25
SKYLINE MULTIMEDIA ENTMT INC	SKYL	25
SMALL TOWN RADIO INC	STWI	25
SMARTBARGAINS INC-REDH	SBAR	25
SMARTIRE SYSTEMS INC	3SMTR	25
SMITH & WESSON HLDG CORP	SWB	25
SMITH & WOLLENSKY RSTRNT GRP	SWRG	25
SNAP-ON INC	SNA	25
SODEXHO ALLIANCE SA -ADR	SDX	25
SOLEIL FILM INC	SFLM	25
SONESTA INTL HOTELS -CL A	SNSTA	25
SONEX RESEARCH INC	3SONXE	25
SONIC AUTOMOTIVE INC -CL A	SAH	25
SONIC CORP	SONC	25
SONICBLUE INC	SBLUQ	25
SONY CORP -ADR	SNE	25
SORL AUTO PARTS INC	3SAUP	25
SOTHEBY'S HOLDINGS -CL A	BID	25
SOURCE INTERLINK COS INC	SORC	25
SOUTHERN INVT SERVICES INC	3SISV	25

SPANISH BROADCASTING SYS INC	SBSA	25
SPAR GROUP INC	SGRP	25
SPARTAN MOTORS INC	SPAR	25
SPECIAL DEVICES INC	0572B	25
SPEEDWAY MOTORSPORTS INC	TRK	25
SPIEGEL INC -CL A	SPGLQ	25
SPORT CHALET INC	SPCH	25
SPORT-HALEY INC	SPOR	25
SPORTECH PLC -ADR	SRTKY	25
SPORTS ARENAS INC	SPAI	25
SPORTS AUTHORITY INC	TSA	25
SPORTS CLUB CO INC	SCY	25
SPORTS RESORTS INTL INC	SPRI	25
SPORTSMANS GUIDE INC	SGDE	25
ST JOHN KNITS INTL INC	3SJKI	25
STAGE STORES INC	STGS	25
STAMPS.COM INC	STMP	25
STANADYNE AUTOMOTIVE CORP	0301B	25
STANDARD MOTOR PRODS	SMP	25
STANDARD PACIFIC CP	SPF	25
STANLEY FURNITURE CO INC	STLY	25
STANLEY WORKS	SWK	25
STAPLES INC	SPLS	25
STAR BUFFET INC	STRZ	25
STARBUCKS CORP	SBUX	25
STARCRAFT CORP	STCR	25
STARWOOD HOTELS&RESORTS WRI	HOT	25
STATION CASINOS INC	STN	25
STEAK N SHAKE CO	SNS	25
STEAKHOUSE PARTNERS INC	STKP	25
STEIN MART INC	SMRT	25
STEINER LEISURE LTD	STNR	25
STEINWAY MUSICAL INSTRS INC	LVB	25
STEWART ENTERPRISES -CL A	STEI	25
STONEMOR PARTNERS LP	STON	25
STONERIDGE INC	SRI	25
STRATTEC SECURITY CORP	STRT	25
STRAYER EDUCATION INC	STRA	25
STRIDE RITE CORP	SRR	25
STURM RUGER & CO INC	RGR	25
SUNRISE REAL ESTATE DEV GRP	3SRRE	25
SUNTERRA CORP	SNRR	25
SUPERIOR GALLERIES INC	3SPGR	25
SUPERIOR INDUSTRIES INTL	SUP	25
SUPERIOR UNIFORM GROUP INC	SGC	25
SUSQUEHANNA MEDIA CO	0302B	25
SWANK INC	SNKI	25
SYMS CORP	SYM	25
SYNDICATED FOOD SERVICE INTL	3SYFSE	25
SYRATECH CORP	SYRA	25
SYSTEMAX INC	SYX	25
T J T INC	AXLE	25

TAG-IT PACIFIC INC	TAG	25
TALBOTS INC	TLB	25
TANDY BRANDS ACCESSORIES INC	TBAC	25
TARGET CORP	TGT	25
TARRANT APPAREL GROUP	TAGS	25
TAYCO DEVELOPMENTS INC	3TYCO	25
TBC CORP	TBCC	25
TEARDROP GOLF CO	TDRPQ	25
TECHNICAL OLYMPIC USA INC	TOA	25
TEFRON LTD	TFR	25
TELEPLUS ENTERPRISES INC	3TLPE	25
TELEX COMMUNICATIONS INC	9721B	25
TEMPUR PEDIC INTL INC	TPX	25
TEMTEX INDUSTRIES INC	TMTX	25
TENET INFORMATION SVCS INC	3TISI	25
TENGTU INTL CORP	3TNTU	25
TENNECO AUTOMOTIVE INC	TEN	25
TESSERACT GROUP INC	TSSTQ	25
TEXAS ROADHOUSE INC	TXRH	25
THANE INTERNATIONAL INC	THAN	25
THEGLOBE.COM INC	3TGLO	25
THL BEDDING HOLDING CO-REDH	0560B	25
THOMSON -ADR	TMS	25
THOMSON CORP	TOC	25
THOR INDUSTRIES INC	THO	25
TIFFANY & CO	TIF	25
TIMBERLAND CO -CL A	TBL	25
TIME WARNER INC	TWX	25
TIVO INC	TIVO	25
TJX COMPANIES INC	TJX	25
TM CENTURY INC	TMCI	25
TODAYS MAN INC	TMANQ	25
TOLL BROTHERS INC	TOL	25
TOMMY HILFIGER CORP	TOM	25
TOO INC	TOO	25
TOPAZ GROUP INC	TPZG	25
TORPEDO SPORTS USA INC	3TPDO	25
TOTAL ENTMT RESTAURANT CORP	TENT	25
TOUCHSTONE APPLIED SCI ASSOC	3TASA	25
TOUCHTUNES MUSIC CORP	3TTMC	25
TOWER AUTOMOTIVE INC	TWRAQ	25
TOWN SPORTS INTL INC	0305B	25
TOYOTA MOTOR CORP -ADR	TM	25
TOYS R US INC	TOY	25
TRACK N TRAIL INC	TKTL	25
TRACKPOWER INC	3TPWR	25
TRACTOR SUPPLY CO	TSCO	25
TRAFFIX INC	TRFX	25
TRANS WORLD CORP/NV	3TWOC	25
TRANS WORLD ENTMT CORP	TWMC	25
TRANSNET CORP	3TRNT	25
TRANSPORTATION SAFETY TECH	3TSFVE	25

TRANSPRO INC	TPR	25
TRAVELCENTERS OF AMERICA INC	0307B	25
TRAVIS BOATS & MOTORS INC	TRVS	25
TREECON RESOURCES INC	TCRS	25
TRIARC COS INC	TRY.B	25
TRIBUNE CO	TRB	25
TROPICAL SPORTSWEAR INTL CP	TSICQ	25
TRUDY CORP	TRDY	25
TRUMP ATLANTIC CITY ASSOCS	0308B	25
TRUMP HOTEL&CASINO RESRT INC	3DJTCQ	25
TRUSERV CORP	2289B	25
TRW AUTOMOTIVE HOLDINGS CORP	TRW	25
TRW AUTOMOTIVE INC-PRO FORMA	0335B	25
TUESDAY MORNING CORP	TUES	25
TUPPERWARE CORP	TUP	25
TURBODYNE TECHNOLOGIES INC	3TRBDE	25
TV AZTECA SA DE CV -ADR	TZA	25
TWEETER HOME ENTMT GROUP INC	TWTR	25
ULTIMATE ELECTRONICS INC	ULTEQ	25
ULTIMATE FRANCHISE SYSTEMS	3UFSY	25
ULTRA MOTORCYCLE CO	UMCC	25
UNIFI INC	UFI	25
UNIFIRST CORP	UNF	25
UNIROYAL TECHNOLOGY CORP	UTCIQ	25
UNITED AUTO GROUP INC	UAG	25
UNITED BUSINESS MEDIA -ADR	UNEWY	25
UNITED COMPONENTS INC	0469B	25
UNITED LEISURE CORP	UTDL	25
UNITED RETAIL GROUP INC	URGI	25
UNITEDGLOBALCOM INC -CL A	UCOMA	25
UNIVERSAL AUTOMOTIVE INDS	UVSL	25
UNIVERSAL ELECTRONICS INC	UEIC	25
UNIVERSAL TECHNICAL INST	UTI	25
UNIVISION COMMUNICATIONS INC	UVN	25
URANIUM STRATEGIES INC	URSG	25
URBAN OUTFITTERS INC	URBN	25
USN CORP	USNR	25
UTD ARTISTS THEATRE CIRCUIT	8464B	25
VAIL RESORTS INC	MTN	25
VALASSIS COMMUNICATIONS INC	VCI	25
VALEO SA -ADR	3VLEEY	25
VALLEY MEDIA INC	3VMIQE	25
VALUE LINE INC	VALU	25
VALUEVISION MEDIA INC -CL A	VVTV	25
VARSITY GROUP INC	VSTY	25
VCG HOLDING CORP	PTT	25
VELCRO INDUSTRIES N V	VELCF	25
VENTURE HOLDINGS CO LLC	0328B	25
VERMONT TEDDY BEAR INC	BEAR	25
VERTRUE INC	VTRU	25
VF CORP	VFC	25
VIACOM INC -CL B	VIA.B	25

VIALTA INC	3VLTA	25
VIDEO CITY INC	VDCY	25
VIDEOLOCITY INTL INC	3VCTY	25
VIPER MOTORCYCLE CO-REDH	BIK	25
VIRCO MANUFACTURING CORP	VIR	25
VISCOUNT SYSTEMS INC	3VSYS	25
VISTEON CORP	VC	25
VISUAL BIBLE INTL INC	3VBIB	25
VIVENDI UNIVERSAL SA -ADR	V	25
VNU NV -ADR	VNUVY	25
VOLKSWAGEN AG -ADR	VLKAY	25
VOLUME SERVICES AMERICA INC	0339B	25
VOYAGER ENTMT INTL INC	3VEII	25
WACOAL CORP -ADR	WACLY	25
WARNACO GROUP INC	WRNC	25
WARNER MUSIC GROUP CORP-REDH	WMG	25
WASHINGTON POST -CL B	WPO	25
WATERFORD GAMING LLC	9871B	25
WATERFORD WEDGWOOD PLC -ADR	WATFZ	25
WAXMAN INDUSTRIES	WXMN	25
WCI COMMUNITIES INC	WCI	25
WEBVAN GROUP INC	WBVNQ	25
WEIGHT WATCHERS INTL INC	WTW	25
WELLCO ENTERPRISES	WLC	25
WELLS-GARDNER ELECTRONICS	WGA	25
WENDY'S INTERNATIONAL INC	WEN	25
WESCAST INDUSTRIES -CL A	WCST	25
WEST MARINE INC	WMAR	25
WESTCOAST HOSPITALITY CORP	WEH	25
WESTERN SIZZLIN CORP	3WSZZ	25
WESTERN STANDARD CORP	WSTD	25
WESTERN TRANSITIONS INC	WTTN	25
WESTPOINT STEVENS INC	WSPTQ	25
WESTWOOD GROUP INC	TWDG	25
WESTWOOD ONE INC	WON	25
WET SEAL INC -CL A	WTSLA	25
WEYCO GROUP INC	WEYS	25
WHEELING ISLAND GAMING INC	0219B	25
WHEREHOUSE ENTMT INC	WHENQ	25
WHIRLPOOL CORP	WHR	25
WHITE HOUSE INC-REDH	WHBK	25
WHITEHALL JEWELLERS INC	JWL	25
WHITEMARK HOMES INC	3WTMK	25
WHITNEY INFORMATION NET INC	3RUSS	25
WI-FI TV INC	WFTV	25
WICKES INC	WIKSQ	25
WILEY (JOHN) & SONS -CL A	JW.A	25
WILLIAM LYON HOMES	WLS	25
WILLIAMS CONTROLS INC	3WMCO	25
WILLIAMS-SONOMA INC	WSM	25
WILSON BROTHERS USA INC	3WLBRE	25
WILSONS LEATHER EXPERTS INC	WLSN	25

WINDSOR WOODMNT BLK HWK RES	0316B	25
WINMARK CORP	WINA	25
WINNEBAGO INDUSTRIES	WGO	25
WINWIN GAMING INC	3WNWN	25
WMS INDUSTRIES INC	WMS	25
WOLTERS KLUWER NV -ADR	WTKWY	25
WOLVERINE WORLD WIDE	WWW	25
WOMENS GOLF UNLIMITED INC	GOLF	25
WORLD WRESTLING ENTMT INC	WWE	25
WORLDSPACE INC -REDH	WINR	25
WORLDWIDE RESTAURANT CONCEP	SZ	25
WPP GROUP PLC -ADR	WPPGY	25
WPT ENTERPRISES INC	WPTE	25
WRC MEDIA INC	0329B	25
WYNDHAM INTERNATIONAL INC	WBR	25
WYNN RESORTS LTD	WYNN	25
XERIUM TECHNOLOGIES INC-REDH	XRM	25
XM SATELLITE RADIO HLDGS INC	XMSR	25
XM SATELLITE RADIO INC	0319B	25
YANKEE CANDLE CO INC	YCC	25
YOUBET.COM INC	UBET	25
YOUNG BROADCASTING -CL A	YBTVA	25
YOUTHSTREAM MEDIA NETWORKS	3YSTM	25
YTB INTERNATIONAL INC	3YTBL	25
YUM BRANDS INC	YUM	25
Z AXIS CORP	3ZXIS	25
ZALE CORP	ZLC	25
ZAP	3ZAPZ	25
ZAPATA CORP	ZAP	25
ZINDART LTD -ADR	ZNDT	25
ZUMIEZ INC	ZUMZ	25
7-ELEVEN INC	SE	30
ADVANCED NUTRACEUTICALS INC	3ANII	30
AKI HOLDING CORP	9872B	30
ALBERTO-CULVER CO	ACV	30
ALBERTSONS INC	ABS	30
ALICO INC	ALCO	30
ALLERGY RESEARCH GROUP INC	3ALRG	30
ALLIED DOMECQ PLC -ADR	AED	30
ALLION HEALTHCARE INC	ALLI	30
ALTRIA GROUP INC	MO	30
AMER ITALIAN PASTA CO -CL A	PLB	30
AMERICAN CRYSTAL SUGAR CO	2388B	30
AMERICAN WATER STAR INC	AMW	30
ANHEUSER-BUSCH COS INC	BUD	30
AQUAPRO CORP	AQRO	30
ARCHER-DANIELS-MIDLAND CO	ADM	30
ARCHIBALD CANDY CORP	9862B	30
ARDEN GROUP INC -CL A	ARDNA	30
ARMANINO FOODS DISTINCTION	ARMF	30
ASCONI CORP	ACD	30
ATLAS RESOURCES INTL INC	ALSI	30

AVANI INTL GROUP INC	3AVIT	30
AVON PRODUCTS	AVP	30
B&G FOODS HOLDINGS CORP	BGF	30
B&G FOODS INC	9844B	30
BEVSYSTEMS INTL INC	BEVI	30
BIG ROCK BREWERY INCOME TR	BRBMF	30
BJ'S WHOLESALE CLUB INC	BJ	30
BLUE SQUARE-ISRAEL LTD -ADR	BSI	30
BODY ART & SCIENCE INC-REDH	0382B	30
BOOTS GROUP PLC -ADR	BOOYY	30
BOSTON BEER INC -CL A	SAM	30
BRAVO FOODS INTL CORP	3BRVO	30
BRIDGFORD FOODS CORP	BRID	30
BRITISH AMERN TOB PLC -ADR	BTI	30
BROOKLYN CHEESECAKE & DESSRT	3BCAK	30
BROWN-FORMAN -CL B	BF.B	30
BUNGE LTD	BG	30
CADBURY SCHWEPPES PLC -ADS	CSG	30
CADIZ INC	3CDZI	30
CAGLE'S INC -CL A	CGL.A	30
CAL-MAINE FOODS INC	CALM	30
CALAVO GROWERS INC	CVGW	30
CALI HOLDINGS INC	3CALI	30
CAMPBELL SOUP CO	CPB	30
CANAL CAPITAL CORP	3COWP	30
CARRINGTON LABORATORIES INC	CARN	30
CASEYS GENERAL STORES INC	CASY	30
CBR BREWING CO INC -CL A	CBRAF	30
CCA INDUSTRIES INC	CAW	30
CEATECH USA INC	CEAH	30
CENTENNIAL SPECLTY FOODS CP	CHLE	30
CENTRAL EUROPEAN DIST CORP	CEDC	30
CENTRAL GARDEN & PET CO	CENT	30
CHAI NA TA CORP	3CCCFF	30
CHAMPIONLYTE HOLDINGS INC	3CPLY	30
CHATTEM INC	CHTT	30
CHINA CONTINENTAL INC.	CHCL	30
CHINA NATURAL RESOURCES INC	CHNR	30
CHIQUITA BRANDS INTL INC	CQB	30
CHRONIMED INC	CHMD	30
CHS INC	9919B	30
CHURCH & DWIGHT INC	CHD	30
CLEARLY CDN BEVERAGE CP	3CCBEF	30
CLOROX CO/DE	CLX	30
COCA COLA HELLENIC BTTLG-ADR	CCH	30
COCA-COLA BTLNG CONS	COKE	30
COCA-COLA CO	KO	30
COCA-COLA ENTERPRISES	CCE	30
COCA-COLA FEMSA DE C V -ADR	KOF	30
COFFEE HOLDING CO INC-REDH	JVA	30
COLES MYER LTD -ADR	CM	30
COLGATE-PALMOLIVE CO	CL	30

COMP BEBIDAS AMERICAS -ADR	ABV	30
COMPANIA CERVECERIA -ADR	CU	30
CONAGRA FOODS INC	CAG	30
CONSTELLATION BRANDS -CL A	STZ	30
CONSULIER ENGINEERING INC	CSLR	30
CONTROLADORA COMML MEX -GDR	MCM	30
CORN PRODUCTS INTL INC	CPO	30
COSTCO WHOLESALE CORP	COST	30
COTT CORP QUE	COT	30
CRESUD SACIFYA -ADR	CRESY	30
CRUZAN INTERNATIONAL INC	RUM	30
CUISINE SOLUTIONS INC	FZN	30
CVS CORP	CVS	30
DAIRY MART CONV STRS	3DMCSQ	30
DARLING INTL INC	DAR	30
DEAN FOODS CO	DF	30
DEL MONTE FOODS CO	DLM	30
DELHAIZE AMERICA INC	0446B	30
DELHAIZE GROUP SA -ADR	DEG	30
DELTA & PINE LAND CO	DLP	30
DI GIORGIO CORP	8295B	30
DIAGEO PLC -ADR	DEO	30
DIAMOND FOODS INC -REDH	DMND	30
DIMON INC	DMN	30
DISTRIBCN Y SERVICIO -ADR	DYS	30
DOANE PET CARE CO	3602B	30
DOLE FOOD CO INC	0491B	30
DREYER'S GRAND ICE CRM HLDGS	DRYR	30
DSG INTERNATIONAL LTD	DSGIF	30
EAGLE FAMILY FOODS HLDGS INC	9797B	30
EAGLE FOOD CENTERS INC	EAGLE.1	30
ELAMEX S A DE CV	ELAM	30
ELDORADO ARTESIAN SPRNGS INC	3ELDO	30
ELIZABETH ARDEN INC	RDEN	30
EMBOTELLADORA ANDINA -ADR A	AKO.A	30
ENERGIZER HOLDINGS INC	ENR	30
FARMER BROS CO	FARM	30
FARMLAND INDUSTRIES INC	1970B	30
FEMALE HEALTH CO	3FHCO	30
FIRST REPUBLIC CORP AMERICA	FRPC	30
FLEMING COMPANIES INC	FLMIQ	30
FLOWERS FOODS INC	FLO	30
FOMENTO ECONOMICO MEX -ADR	FMX	30
FOODARAMA SUPERMARKETS	FSM	30
FOSTERS GROUP LTD -ADR	FBRWY	30
FRESH BRANDS INC	FRSH	30
FRESH DEL MONTE PRODUCE INC	FDP	30
G WILLI-FOOD INTL LTD	WILCF	30
GALAXY NUTRITIONAL FOODS INC	GXY	30
GALLAHER GROUP PLC -ADR	GLH	30
GARDENBURGER INC	3GBUR	30
GARUDA CAPITAL CORP	3GRUA	30

GENERAL MILLS INC	GIS	30
GENESEE CORP -CL B	3GENBB	30
GEOPHARMA INC	GORX	30
GILLETTE CO	G	30
GLACIER WATER SERVICES	HOO	30
GLOBAL SEAFOOD TECH INC	GSFT	30
GOLD KIST INC	2766B	30
GOLD KIST INC/DE	GKIS	30
GOLDEN ENTERPRISES	GLDC	30
GREAT ATLANTIC & PAC TEA CO	GAP	30
GREEN MTN COFFEE ROASTERS	GMCR	30
GRIFFIN LAND & NURSERIES INC	GRIF	30
GROUPE DANONE -ADR	DA	30
GRUMA SA DE CV -ADR B	GMK	30
GRUPO INDL MASECA SA -ADR	MSK	30
HAIN CELESTIAL GROUP INC	HAIN	30
HANOVER FOODS CORP/PA	HNFSA	30
HANSEN NATURAL CORP	HANS	30
HEALTH SCIENCES GROUP INC	3HESG	30
HEINZ (H J) CO	HNZ	30
HERBALIFE LTD	HLF	30
HERSHEY CO	HSY	30
HIBERNIA FOODS PLC -ADR	HIBNY	30
HINES HORTICULTURE INC	HORT	30
HORMEL FOODS CORP	HRL	30
HOUSE OF BRUSSELS CHOCOLATES	3HBSL	30
HUMAN PHEROMONE SCIENCES INC	3EROX	30
HYDRON TECHNOLOGIES INC	3HTEC	30
ICY SPLASH FOOD & BEVERAGE	3IFBV	30
IMPERIAL GINSENG PRODS LTD	IGPFF	30
IMPERIAL SUGAR CO	IPSU	30
IMPERIAL TOBACCO GROUP -ADR	ITY	30
INDUSTRIAS BACHOCO SA -ADR	IBA	30
INGLES MARKETS INC -CL A	IMKTA	30
INTEGRATED BIOPHARMA INC	INB	30
INTER PARFUMS INC	IPAR	30
INTERSTATE BAKERIES CP	IBCIQ	30
INTL ABSORBENTS INC	IAX	30
INTL COSMETICS MARKETING CO	SASN	30
ITO YOKADO CO LTD -ADR	IYCLY	30
J & J SNACK FOODS CORP	JJSF	30
JAFRA SA-REDH	JFA	30
KAIRE HOLDINGS INC	3KAIHE	30
KATY INDUSTRIES INC	KT	30
KELLOGG CO	K	30
KIMBERLY-CLARK CORP	KMB	30
KIRIN BREWERY LTD -ADR	KNBWY	30
KONINKLIJKE AHOLD NV -ADR	AHO	30
KRAFT FOODS INC	KFT	30
KROGER CO	KR	30
LANCASTER COLONY CORP	LANC	30
LANCE INC	LNCE	30

LAND O'LAKES INC	0270B	30
LAUDER ESTEE COS INC -CL A	EL	30
LEADING BRANDS INC	LBIX	30
LEE PHARMACEUTICALS	3LPHM	30
LIFEWAY FOODS INC	LWAY	30
LION-GRI INTERNATIONAL INC	3LGIIE	30
LOEWS CP-CAROLINA GROUP	CG	30
LONGS DRUG STORES CORP	LDG	30
LOREAL CO -ADR	LORLY	30
LUCILLE FARMS INC	LUCY	30
LUIGINOS INC	0291B	30
M & F WORLDWIDE CORP	MFW	30
MANNATECH INC	MTEX	30
MARGO CARIBE INC	MRGO	30
MARSH SUPERMARKETS -CL B	MARSB	30
MAUI LAND & PINEAPPLE CO	MLP	30
MBC HOLDING CO	3MBRWQ	30
MCCORMICK & COMPANY INC	MKC	30
MED GEN INC	3MDGN	30
MEDIFAST INC	MED	30
MERISANT WORLDWIDE INC-REDH	MERI	30
MGP INGREDIENTS INC	MGPI	30
MILITARY RESALE GROUP INC	MYRG	30
ML MACADAMIA ORCHARDS -LP	NUT	30
MOLSON COORS BREWING CO	TAP	30
MOLSON COORS BRWG-PRO FORMA	TAP.P	30
MONTEREY GOURMET FOODS INC	PSTA	30
NASH FINCH CO	NAFC	30
NATIONAL BEVERAGE CORP	FIZ	30
NATROL INC	NTOL	30
NATURADE INC	3NRDC	30
NATURAL ALTERNATIVES	NAII	30
NATURAL HEALTH TRENDS CORP	BHIP	30
NATURES SUNSHINE PRODS INC	NATR	30
NBTY INC	NTY	30
NEIGHBORCARE INC	NCRX	30
NESTLE SA -ADR	3NSRGY	30
NEW DRAGON ASIA CORP	NWD	30
NEW WORLD PASTA CO	0272B	30
NORTH ATLANTIC TRADING INC	0199B	30
NORTHLAND CRANBERRIES -CL A	3NRCNA	30
NU SKIN ENTERPRISES -CL A	NUS	30
NUTRITIONAL SOURCING CORP	9448B	30
NUVIM INC-REDH	NUVM	30
NYER MEDICAL GROUP INC	NYER	30
OCEAN BIO-CHEM INC	OBCI	30
OIL DRI CORP AMERICA	ODC	30
OMEGA PROTEIN CORP	OME	30
ORALABS HOLDING CORP	OLAB	30
OVERHILL FARMS INC	OFI	30
PAO DE ACUCAR BRASIL -GDR	CBD	30
PARADISE INC	3PARF	30

PARLUX FRAGRANCES INC	PARL	30
PATHMARK STORES INC	PTMK	30
PEET'S COFFEE & TEA INC	PEET	30
PENN TRAFFIC CO	PNFTQ	30
PENNEXX FOODS INC	PNNX	30
PEPSI BOTTLING GROUP INC	PBG	30
PEPSIAMERICAS INC	PAS	30
PEPSICO INC	PEP	30
PERDIGAO S A -ADR	PDA	30
PERFORMANCE FOOD GROUP CO	PFGC	30
PHILIP MORRIS COS -PRE FASB	MO.F	30
PHILIPP BROTHERS CHEMICALS	0278B	30
PIERRE FOODS INC	0602B	30
PILGRIMS PRIDE CORP	PPC	30
PIZZA INN INC/MO	PZZI	30
PLAYTEX PRODUCTS INC	PYX	30
POORE BROTHERS INC	SNAK	30
PREMIUM BRANDS INC	3PREBF	30
PREMIUM STD FARMS -PRO FORMA	0340B	30
PRICESMART INC	PSMT	30
PRO-FAC COOPERATIVE INC	1279B	30
PROCTER & GAMBLE CO	PG	30
PROVENA FOODS INC	PZA	30
PSF GROUP HOLDINGS INC	0510B	30
PUBLIX SUPER MARKETS INC	3PUSH	30
PYRAMID BREWERIES INC	PMID	30
QUILMES INDL QUINSA -ADR	LQU	30
RALCORP HOLDINGS INC	RAH	30
RAPTOR INVESTMENTS INC	RAPT	30
REDDY ICE HOLDINGS INC	0526B	30
REDHOOK ALE BREWERY INC	HOOK	30
RELIV INTERNATIONAL INC	RELV	30
REV HOLDINGS INC	9783B	30
REVLON CONSUMER PRODUCTS CP	8135A	30
REVLON INC -CL A	REV	30
REYNOLDS AMERICAN INC	RAI	30
RICA FOODS INC	RCF	30
RITE AID CORP	RAD	30
ROCKY MOUNTAIN CHOC FACT INC	RMCF	30
RONSON CORP	RONC	30
ROUNDY'S INC	3016B	30
ROYSTER-CLARK INC	0300B	30
RUDDICK CORP	RDK	30
SADIA S A -ADR	SDA	30
SAFEWAY INC	SWY	30
SANDERSON FARMS INC	SAFM	30
SANFILIPPO JOHN B&SON	JBSS	30
SARA LEE CORP	SLE	30
SAVIA SA DE CV -ADR	VAI	30
SCHEID VINEYARDS INC -CL A	SVIN	30
SCOTT'S LIQUID GOLD	3SLGD	30
SEABOARD CORP	SEB	30

SENECA FOODS CORP -CL B	SENEB	30
SHERWOOD BRANDS INC	SHDB	30
SIGNATURE EYEWEAR INC	SEYE	30
SKINVISIBLE INC	3SKVI	30
SMART & FINAL INC	SMF	30
SMITHFIELD FOODS INC	SFD	30
SMUCKER (JM) CO	SJM	30
SPARTAN STORES INC	SPTN	30
SPECTRUM BRANDS INC	SPC	30
SPECTRUM ORGANIC PRODUCTS	3SPOP	30
SPONGETECH DELIVERY SYS-REDH	0739B	30
STANDARD COMMERCIAL CORP	STW	30
STAR SCIENTIFIC INC	STSI	30
STATER BROS HOLDINGS INC	9490B	30
STEPHAN CO	TSC	30
STERLING SUGARS INC	3SSUG	30
SUNOPTA INC	STKL	30
SUPERMERCADOS UNIMARC -ADR	UNRMY	30
SUPERVALU INC	SVU	30
SYSCO CORP	SYY	30
TASTY BAKING CO	TBC	30
TATE & LYLE PLC -ADR	TATYY	30
TIENS BIOTECH GROUP USA INC	TBV	30
TOFUTTI BRANDS INC	TOF	30
TOM'S FOODS INC	9890B	30
TOOTSIE ROLL INDUSTRIES INC	TR	30
TOPPS CO INC	TOPP	30
TYSON FOODS INC -CL A	TSN	30
UNIFIED WESTERN GROCERS INC	3089B	30
UNILEVER COMBINED	UNUL.CM	30
UNILEVER N V -ADR	UN	30
UNILEVER PLC -ADR	UL	30
UNIMARK GROUP INC	UNMG	30
UNITED NATURAL FOODS INC	UNFI	30
UNITED-GUARDIAN INC	UG	30
UNIVERSAL CORP/VA	UVV	30
USANA HEALTH SCIENCES INC	USNA	30
UST INC	UST	30
VECTOR GROUP LTD	VGR	30
VERMONT PURE HOLDINGS LTD	VPS	30
VILLAGE SUPER MARKET -CL A	VLGEA	30
VINA CONCHA Y TORO SA -ADR	VCO	30
VITA FOOD PRODUCTS INC	VSF	30
VITACUBE SYSTEMS HLDGS INC	PRH	30
VITAL LIVING INC	3VTLV	30
VITALSTATE INC	3VTST	30
WAL MART DE MEXICO SA -ADR	3WMMBY	30
WAL-MART STORES	WMT	30
WALGREEN CO	WAG	30
WD-40 CO	WDFC	30
WEIDER NUTRITION INTL -CL A	WNI	30
WEIS MARKETS INC	WMK	30

WH INTERMEDIATE HLDGS LTD	HLF1	30
WHOLE FOODS MARKET INC	WFMI	30
WHOLE LIVING INC	3WLIV	30
WILD OATS MARKETS INC	OATS	30
WILLAMETTE VALLEY VINEYARDS	WVVI	30
WIMM-BILL-DANN -ADR	WBD	30
WINN-DIXIE STORES INC	WNDXQ	30
WRIGLEY (WM) JR CO	WWY	30
XSTREAM BEVERAGE NETWORK INC	3XSBV	30
YAMHILL VALLEY VINEYRDS-REDH	3WINE	30
YOCREAM INTERNATIONAL INC	YOCM	30
A D A M INC	ADAM	35
AAIPHARMA INC	AAII	35
AASTROM BIOSCIENCES INC	ASTM	35
ABAXIS INC	ABAX	35
ABBOTT LABORATORIES	ABT	35
ABGENIX INC	ABGX	35
ABIOMED INC	ABMD	35
ABLE LABORATORIES INC	ABRX	35
ACACIA RESEARCH-COMBIMATRIX	CBMX	35
ACADIA PHARMACEUTICALS INC	ACAD	35
ACAMBIS PLC -ADR	ACAM	35
ACCELR8 TECHNOLOGY CORP	AXK	35
ACCELRYS INC	ACCL	35
ACCENTIA BIOPHARM-REDH	ABPI	35
ACCESS PHARMACEUTICALS INC	AKC	35
ACCESSITY CORP	ACTY	35
ACCREDO HEALTH INC.	ACDO	35
ACORDA THERAPEUTICS INC-REDH	ACRD	35
ACURA PHARMACEUTICALS INC	3ACUR	35
ACUSPHERE INC	ACUS	35
ADAMS LABORATORIES INC -REDH	ARXT	35
ADDISON-DAVIS DIAGNOSTICS	3ADDI	35
ADEZA BIOMEDICAL CORP	ADZA	35
ADHEREX TECHNOLOGIES INC	ADH	35
ADOLOR CORP	ADLR	35
ADV NEUROMODULATION SYS INC	ANSI	35
ADVANCED MAGNETICS INC	AVM	35
ADVANCED MEDICAL OPTICS INC	AVO	35
ADVANCED VIRAL RESEARCH CORP	3ADVR	35
ADVANCIS PHARMACEUTICAL CORP	AVNC	35
ADVENTRX PHARMACEUTICALS INC	ANX	35
ADVISORY BOARD CO	ABCO	35
ADVOCAT INC	3AVCA	35
AEOLUS PHARMACEUTICALS INC	3AOLS	35
AEROGEN INC	AEGN	35
AETERNA ZENTARIS INC	AEZS	35
AETHLON MEDICAL INC	3AEMD	35
AETNA INC	AET	35
AFFYMETRIX INC	AFFX	35
AFP IMAGING CORP	3AFPC	35
AHPC HOLDINGS INC	GLOV	35

AIR METHODS CORP	AIRM	35
AKORN INC	AKN	35
AKSYS LTD	AKSY	35
ALBANY MOLECULAR RESH INC	AMRI	35
ALCON INC	ACL	35
ALEXION PHARMACEUTICALS INC	ALXN	35
ALFACELL CORP	ACEL	35
ALGORX PHARM INC-REDH	AGRX	35
ALIGN TECHNOLOGY INC	ALGN	35
ALKERMES INC	ALKS	35
ALLERGAN INC	AGN	35
ALLIANCE IMAGING INC	AIQ	35
ALLIANCE PHARMACEUTICAL CP	3ALLP	35
ALLIED HEALTHCARE INTL INC	AHCI	35
ALLIED HEALTHCARE PRODS INC	AHPI	35
ALLOS THERAPEUTICS INC	ALTH	35
ALLOU HEALTHCARE INC	ALUHQ	35
ALLSCRIPTS HEALTHCARE SOLTNS	MDRX	35
ALMOST FAMILY INC	AFAM	35
ALNYLAM PHARMACEUTICALS INC	ALNY	35
ALPHARMA INC -CL A	ALO	35
ALR TECHNOLOGIES INC	3ALRT	35
ALTANA AG -ADR	AAA	35
ALTEON INC	ALT	35
ALTERRA HEALTHCARE CORP	ATHCQ	35
AMARILLO BIOSCIENCES INC	3AMAR	35
AMARIN CORP PLC -ADR	AMRN	35
AMDL INC	ADL	35
AMEDISYS INC	AMED	35
AMERICA SERVICE GROUP INC	ASGR	35
AMERICAN BIO MEDICA CORP	ABMC	35
AMERICAN CLAIMS EVALUATION	AMCE	35
AMERICAN DENTAL PARTNERS INC	ADPI	35
AMERICAN HEALTHCHOICE INC	3AMHI	35
AMERICAN HEALTHWAYS INC	AMHC	35
AMERICAN HOMEPATIENT INC	3AHOM	35
AMERICAN HOSPITAL RESOURCES	3AMHR	35
AMERICAN MED LABRTRS -REDH	AMJ	35
AMERICAN MEDICAL ALERT CORP	AMAC	35
AMERICAN MEDICAL SYSTMS HLDS	AMMD	35
AMERICAN MEDICAL TECHNOL INC	3ADLI	35
AMERICAN PHARMA PRTNRS INC	APPX	35
AMERICAN RETIREMENT CORP	ACR	35
AMERICAN SHARED HSPTL SERV	AMS	35
AMERICARE HEALTH SCAN INC	AMIT	35
AMERICHOICE CORP -REDH	AMCH	35
AMERIGROUP CORP	AGP	35
AMERISOURCEBERGEN CORP	ABC	35
AMEXDRUG CORP	3AXRX	35
AMGEN INC	AMGN	35
AMICAS INC	AMCS	35
AMN HEALTHCARE SERVICES INC	AHS	35

AMPHASTAR PHARMA-REDH	AMPR	35
AMSURG CORP	AMSG	35
AMYLIN PHARMACEUTICALS INC	AMLN	35
ANADYS PHARMACEUTICALS INC	ANDS	35
ANALOGIC CORP	ALOG	35
ANCHOR PACIFIC UNDERWRITERS	APUX	35
ANDRX CORP	ADRX	35
ANDRX CORP-CONSOLIDATED	ANDX.CM	35
ANGEION CORPORATION	ANGN	35
ANGIODYNAMICS INC	ANGO	35
ANGIOTECH PHARMACEUTICALS	ANPI	35
ANIKA THERAPEUTICS INC	ANIK	35
ANIMAL CLONING SCIENCES INC	ANML	35
ANIMAS CORP	PUMP	35
ANSELL LTD -ADR	ANSL	35
ANTARES PHARMA INC	AIS	35
ANTEX BIOLOGICS INC	ANXB	35
ANTIGENICS INC/DEL	AGEN	35
AP PHARMA INC	APPA	35
APHTON CORP	APHT	35
APO HEALTH INC	3APOA	35
APPLERA CORP APPLIED BIOSYS	ABI	35
APPLERA CORP CELERA GENOMICS	CRA	35
APPLERA CORP-CONSOLIDATED	ABI.CM	35
APPLIED IMAGING CORP	AICX	35
APPLIED NEUROSOLUTIONS INC	3APNS	35
APRIA HEALTHCARE GROUP INC	AHG	35
ARADIGM CORP	ARDM	35
ARCADIA RESOURCES INC	3ACDI	35
ARENA PHARMACEUTICALS INC	ARNA	35
ARGONAUT TECHNOLOGIES INC	AGNT	35
ARIAD PHARMACEUTICALS INC	ARIA	35
ARQULE INC	ARQL	35
ARRAY BIOPHARMA INC	ARRY	35
ARRHYTHMIA RESH TECH	HRT	35
ARROW INTERNATIONAL INC	ARRO	35
ARTHROCARE CORP	ARTC	35
ASCENDANT SOLUTIONS INC	3ASDS	35
ASPECT MEDICAL SYSTEMS INC	ASPM	35
ASPENBIO INC	3APNB	35
ASPREVA PHARMACEUTICALS CORP	ASPV	35
ASTRALIS LTD	3ASTR	35
ASTRAZENECA PLC -ADR	AZN	35
ATHEROGENICS INC	AGIX	35
ATRION CORP	ATRI	35
ATS MEDICAL INC	ATSI	35
AUTOIMMUNE INC	AIMM	35
AUXILIUM PHARMA INC	AUXL	35
AVANIR PHARMACEUTICALS-CL A	AVN	35
AVANT IMMUNOTHERAPEUTICS INC	AVAN	35
AVAX TECHNOLOGIES INC	3AVXTE	35
AVI BIOPHARMA INC	AVII	35

AVIGEN INC	AVGN	35
AVITAR INC	AVR	35
AXCAN PHARMA INC	AXCA	35
AXM PHARMA INC	AXJ	35
AXONYX INC	AXYX	35
BARD (C.R.) INC	BCR	35
BARR PHARMACEUTICALS INC	BRL	35
BARRIER THERAPEUTICS INC	BTRX	35
BAUSCH & LOMB INC	BOL	35
BAXTER INTERNATIONAL INC	BAX	35
BECKMAN COULTER INC	BEC	35
BECTON DICKINSON & CO	BDX	35
BENTLEY PHARMACEUTICALS	BNT	35
BEVERLY ENTERPRISES	BEV	35
BIACORE INTL AB -ADR	BCOR	35
BICO INC	3BIKOE	35
BIO IMAGING TECHNOLOGIES INC	BITI	35
BIO LOK INTL INC	3BLLI	35
BIO REFERENCE LABS	BRLI	35
BIO-LOGIC SYSTEMS CORP	BLSC	35
BIO-ONE CORP	BICO	35
BIO-RAD LABORATORIES INC	BIO	35
BIOANALYTICAL SYSTEMS INC	BASI	35
BIOCORAL INC	3BCRAE	35
BIOCRYST PHARMACEUTICALS INC	BCRX	35
BIODELIVERY SCIENCES INTL	BDSI	35
BIOENVISION INC	BIVN	35
BIOFIELD CORP	3BZETE	35
BIOGEN IDEC INC	BIIB	35
BIOGEN IDEC INC-PRO FORMA	BIIB.P	35
BIOJECT MEDICAL TECHNOL	BJCT	35
BIOLASE TECHNOLOGY INC	BLTIE	35
BIOLIFE SOLUTIONS INC	3BLFS	35
BIOMARIN PHARMACEUTICAL INC	BMRN	35
BIOMERICA INC	3BMRA	35
BIOMET INC	BMET	35
BIOMIRA INC	BIOM	35
BIONUMERIK PHARMA -REDH	BNPI	35
BIOPHAN TECHNOLOGIES INC	3BIPH	35
BIOPURE CORP	BPUR	35
BIOSANTE PHARMACEUTICALS INC	BPA	35
BIOSCRIP INC	BIOS	35
BIOSITE INC	BSTE	35
BIOSOURCE INTERNATIONAL INC	BIOI	35
BIOSPECIFICS TECHNOLOGIES CP	BSTC	35
BIOSPHERE MEDICAL INC	BSMD	35
BIOTIME INC	BTX	35
BIOTRANSPLANT INC	BTRNQ	35
BIOVAIL CORP	BVF	35
BIOVERIS CORP	BIOV	35
BIRNER DENTAL MGMT SVCS INC	BDMS	35
BLUESTAR HEALTH INC	3BLSH	35

BONE CARE INTERNATIONAL INC	BCII	35
BOSTON LIFE SCIENCES INC	BLSI	35
BOSTON SCIENTIFIC CORP	BSX	35
BOVIE MEDICAL CORP	BVX	35
BRADLEY PHARMACEUTICL -CL A	BDY	35
BRISTOL-MYERS SQUIBB CO	BMY	35
BRITESMILE INC	BSML	35
BRUKER BIOSCIENCES CORP	BRKR	35
BSD MEDICAL CORP/DE	3BSDM	35
CABELTEL INTERNATIONAL CORP	GBR	35
CABG MEDICAL INC	CABG	35
CADUS CORPORATION	3KDUS	35
CALBATECH INC	3CLBEE	35
CALIPER LIFE SCIENCES INC	CALP	35
CALLISTO PHARMACEUTICALS INC	KAL	35
CALYPTE BIOMEDICAL CORP	HIV	35
CAMBR ANTIBODY TECH GP -ADR	CATG	35
CAMBRIDGE HEART INC	3CAMH	35
CANCERVAX CORP	CNVX	35
CANDELA CORP	CLZR	35
CANTEL MEDICAL CORP	CMN	35
CAPITAL SENIOR LIVING CORP	CSU	35
CAPRIUS INC	3CAPS	35
CARACO PHARMACEUTICAL LABS	CPD	35
CARDIAC SCIENCE INC	DFIB	35
CARDIMA INC	CRDM	35
CARDINAL HEALTH INC	CAH	35
CARDIODYNAMICS INTL CORP	CDIC	35
CARDIOGENESIS CORP	3CGCP	35
CARDIOME PHARMA CORP	CRME	35
CARDIOTECH INTERNATIONAL INC	CTE	35
CARDIOVASCULAR BIOTHERAPEUTC	3CVBT	35
CAREMARK RX INC	CMX	35
CARESIDE INC	CASI	35
CARIBBEAN AMERN HLTH RESORTS	3CAHR	35
CAS MEDICAL SYSTEMS INC	3CAMY	35
CATHAY MERCHANT GROUP INC	CMQ	35
CEDARA SOFTWARE CORP	CDSW	35
CEL-SCI CORP	CVM	35
CELGENE CORP	CELG	35
CELL GENESYS INC	CEGE	35
CELL ROBOTICS INTL INC	3CRIIE	35
CELL THERAPEUTICS INC	CTIC	35
CELLDEX THERAPEUTICS-REDH	CDEX	35
CELLEGY PHARMACEUTICALS INC	CLGY	35
CELSION CORP	CLN	35
CENTENE CORP	CNC	35
CENTREX INC	3CNEXE	35
CENTURY PACIFIC FINL CORP	3CYPC	35
CEPHALON INC	CEPH	35
CEPHEID INC	CPHD	35
CERNER CORP	CERN	35

CERUS CORP	CERS	35
CHAD THERAPEUTICS INC	CTU	35
CHARLES RIVER LABS INTL INC	CRL	35
CHARLES RIVER LABS-PRO FORMA	CRL.P	35
CHEMBIO DIAGNOSTICS INC	3CEMI	35
CHEMED CORP	CHE	35
CHINA HOSPITALS INC -REDH	0729B	35
CHINDEX INTL INC	CHDX	35
CHIRON CORP	CHIR	35
CHOLESTECH CORP	CTEC	35
CIGNA CORP	CI	35
CIPHERGEN BIOSYSTEMS INC	CIPH	35
CLAIMSNET.COM INC	3CLAI	35
CLARIENT INC	CLRT	35
CLINICAL DATA INC	CLDA	35
CLOSURE MEDICAL CORP	CLSR	35
CNS INC	CNXS	35
COLLAGENEX PHARMACEUTCLS INC	CGPI	35
COLUMBIA LABORATORIES INC	CBRX	35
COMBINATORX INC-REDH	CRXX	35
COMMONWEALTH BIOTECHNOLOGIE	CBTE	35
COMMUNITY HEALTH SYSTEMS INC	CYH	35
COMPEX TECHNOLOGIES INC	CMPX	35
COMPREHENSIVE CARE CORP	3CHCR	35
COMPREHENSIVE HLTHCARE SLTNS	3CMHS	35
COMPUGEN LTD	CGEN	35
COMPUMED INC	3CMPD	35
COMPUTER PROGRAMS & SYSTEMS	CPSI	35
COMPUTERIZED THERMAL IMAGING	3COIB	35
CONCENTRA OPERATING CORP	0136B	35
CONCEPTUS INC	CPTS	35
CONMED CORP	CNMD	35
CONNETICS CORP	CNCT	35
CONOR MEDSYSTEMS INC	CONR	35
CONTINUCARE CORP	CNU	35
COOPER COMPANIES INC	COO	35
COOPER COMPANIES-PRO FORMA	COO.P	35
CORAM HEALTHCARE CORP	3CRHEQ	35
CORAUTUS GENETICS INC	VEGF	35
CORCEPT THERAPEUTICS INC	CORT	35
CORGENIX MEDICAL CORP	3CONX	35
CORGENTECH INC	CGTK	35
CORIXA CORP	CRXA	35
CORONADO INDUSTRIES INC	3CDIK	35
CORTECH INC	CRTQ	35
CORTEX PHARMACEUTICALS INC	COR	35
CORUS PHARMA INC-REDH	CSPH	35
CORVEL CORP	CRVL	35
COTHERIX INC	CTRX	35
COVALENT GROUP INC	CVGR	35
COVANCE INC	CVD	35
COVENTRY HEALTH CARE INC	CVH	35

COVENTRY HLTH CARE-PRO FORMA	CVH.P	35
CPC OF AMERICA INC	3CPCF	35
CREATIVE COMPUTER APPL	CAP	35
CRITICAL THERAPEUTICS INC	CRTX	35
CRITICARE SYSTEMS INC	CMD	35
CROSS COUNTRY HEALTHCARE INC	CCRN	35
CRUCELL N V -ADR	CRXL	35
CRYO-CELL INTERNATIONAL INC	3CCEL	35
CRYOCOR INC -REDH	CRYO	35
CRYOLIFE INC	CRY	35
CTI MOLECULAR IMAGING INC	CTMI	35
CUBIST PHARMACEUTICALS INC	CBST	35
CURAGEN CORP	CRGN	35
CURATIVE HEALTH SERVICES INC	CURE	35
CURIS INC	CRIS	35
CURON MED INC	CURN	35
CURRENT TECHNOLOGY CORP	3CRTCF	35
CUTERA INC	CUTR	35
CV THERAPEUTICS INC	CVTX	35
CYBERCARE INC	3CYBR	35
CYBERONICS INC	CYBX	35
CYGNUS INC	3CYGN	35
CYPRESS BIOSCIENCE INC	CYPB	35
CYTOGEN CORP	CYTO	35
CYTOKINETICS INC	CYTK	35
CYTOMEDIX INC	3CYME	35
CYTRX CORP	CYTR	35
CYTYC CORP	CYTC	35
D&K HEALTHCARE RESOURCES INC	DKHR	35
DADE BEHRING HOLDINGS INC	DADE	35
DATASCOPE CORP	DSCP	35
DAVITA INC	DVA	35
DAXOR CORP	DXR	35
DE RIGO SPA -ADR	DER	35
DECODE GENETICS INC	DCGN	35
DEL GLOBAL TECHNOLOGIES CORP	DGTC	35
DELCATH SYSTEMS INC	DCTH	35
DELTAGEN INC	DGENQ	35
DENDREON CORP	DNDN	35
DENDRITE INTERNATIONAL INC	DRTE	35
DENTSPLY INTERNATL INC	XRAY	35
DEPOMED INC	DEPO	35
DERMA SCIENCES INC	3DSCI	35
DEXCOM INC	DXCM	35
DEXTERITY SURGICAL INC	DEXTQ	35
DIAGNOSTIC PRODUCTS CORP	DP	35
DIALYSIS CORP OF AMERICA	DCAI	35
DIAMETRICS MEDICAL INC	3DMED	35
DIAPULSE CORP OF AMERICA	3DIAC	35
DIASYS CORP	DYX	35
DIGENE CORP	DIGE	35
DIGIRAD CORP	DRAD	35

DIGITAL ANGEL CORP	DOC	35
DIOMED HOLDINGS INC	DIO	35
DISCOVERY LABORATORIES INC	DSCO	35
DISCOVERY PARTNERS INTL INC	DPII	35
DIVERSA CORP	DVSA	35
DJ ORTHOPEDICS INC	DJO	35
DNAPRINT GENOMICS INC	3DNAP	35
DOR BIOPHARMA INC	DOR	35
DOV PHARMACEUTICAL INC	DOVP	35
DR REDDYS LABS LTD -ADR	RDY	35
DRAGON PHARMACEUTICALS INC	3DRUG	35
DRAXIS HEALTH INC	DRAX	35
DRUGMAX INC	DMAX	35
DRUGMAX INC-PRO FORMA	DMAX.P	35
DURECT CORP	DRRX	35
DUSA PHARMACEUTICALS INC	DUSA	35
DYADIC INTL INC	3DYAD	35
DYAX CORP	DYAX	35
DYNACQ HEALTHCARE INC	DYII	35
DYNATRONICS CORP	DYNT	35
DYNAVAX TECHNOLOGIES CORP	DVAX	35
E-Z-EM INC	EZEM	35
ECLIPSYS CORP	ECLP	35
EDAP TMS S A -ADR	EDAP	35
EDWARDS LIFESCIENCES CORP	EW	35
EISAI CO LTD -ADR	ESALY	35
ELAN CORP PLC -ADR	ELN	35
ELITE PHARMACEUTICALS INC	ELI	35
EMAGEON INC	EMAG	35
EMBREX INC	EMBX	35
EMBRYO DEVELOPMENT CORP	3EMBR	35
EMERGENCY FILTRATION PRODS	3EMFP	35
EMERGENSYS CORP	EMGS	35
EMERGENT GROUP INC	3EMGP	35
EMERITUS CORP	ESC	35
EMISPHERE TECHNOLOGIES INC	EMIS	35
ENCISION INC	ECI	35
ENCORE MEDICAL CORP	ENMC	35
ENCYSIVE PHARMACEUTICALS INC	ENCY	35
ENDEAVOR PHARMACEUT INC-REDH	3EDVR	35
ENDO PHARMACEUTICALS HLDGS	ENDP	35
ENDOCARE INC	ENDO	35
ENDOLOGIX INC	ELGX	35
ENDOVASC INC	3EVSC	35
ENPATH MEDICAL INC	NPTH	35
ENTREMED INC	ENMD	35
ENTROPIN INC	3ETOP	35
ENZO BIOCHEM INC	ENZ	35
ENZON PHARMACEUTICALS INC	ENZN	35
EON LABS INC	ELAB	35
EP MEDSYSTEMS INC	EPMD	35
EPICEPT CORP-REDH	EPCT	35

EPIMMUNE INC	EPMN	35
EPIX PHARMACUETICALS INC	EPIX	35
ERESEARCHTECHNOLOGY INC	ERES	35
ERGO SCIENCE CORP	3ERGO	35
ESCALON MEDICAL CORP	ESMC	35
ESSENTIAL THERAPEUTICS INC	ETRXQ	35
EXACT SCIENCES CORP	EXAS	35
EXACTECH INC	EXAC	35
EXECUTIVE HOSPITALITY CORP	EHPC	35
EXEGENICS INC	3EXEG	35
EXELIXIS INC	EXEL	35
EXPRESS SCRIPTS INC	ESRX	35
EXTENDICARE INC -SVTG	EXE	35
EYECITY.COM INC	ICTY	35
EYETECH PHARMACEUTICALS INC	EYET	35
FAVRILLE INC	FVRL	35
FIRST HORIZON PHARMACEUTICAL	FHRX	35
FISCHER IMAGING CORP	FIMG	35
FISHER SCIENTIFIC INTL INC	FSH	35
FISHER SCIENTIFIC-PRO FORMA	FSH.R	35
FIVE STAR QUALITY CARE INC	FVE	35
FLAMEL TECHNOLOGIES SA -ADR	FLML	35
FONAR CORP	FONR	35
FORBES MEDI-TECH INC	FMTI	35
FOREST LABORATORIES -CL A	FRX	35
FOXHOLLOW TECHNOLOGIES INC	FOXH	35
FRESENIUS MED CARE AG -ADR	FMS	35
GELSTAT CORP	3GSAC	35
GEN-PROBE INC	GPRO	35
GENAERA CORP	GENR	35
GENAISSANCE PHARMACEUTICALS	GNSC	35
GENE LOGIC INC	GLGC	35
GENELABS TECHNOLOGIES INC	GNLB	35
GENEMAX CORP	3GMXX	35
GENENCOR INTL INC	GCOR	35
GENENTECH INC	DNA	35
GENEREX BIOTECHNOLOGY CORP	GNBT	35
GENESIS BIOVENTURES INC	GBI	35
GENESIS HEALTHCARE CORP	GHCI	35
GENITOPE CORP	GTOP	35
GENTA INC	GNTA	35
GENTIVA HEALTH SERVICES INC	GTIV	35
GENVEC INC	GNVC	35
GENZYME CORP	GENZ	35
GERON CORP	GERN	35
GILEAD SCIENCES INC	GILD	35
GIVEN IMAGING LTD	GIVN	35
GLAXOSMITHKLINE PLC -ADR	GSK	35
GLYCOGENESYS INC	GLGS	35
GRUPO CASA SABA SA -ADR	SAB	35
GTC BIOTHERAPEUTICS INC	GTCB	35
GTX INC	GTXI	35

GUIDANT CORP	GDT	35
GUILFORD PHARMACEUTICAL INC	GLFD	35
HAEMONETICS CORP	HAE	35
HALOZYME THERAPEUTICS INC	HTI	35
HANGER ORTHOPEDIC GRP	HGR	35
HARVARD BIOSCIENCE INC	HBIO	35
HARVARD SCIENTIFIC CORP	VGENQ	35
HCA INC	HCA	35
HEALTH FITNESS CORP	3HFIT	35
HEALTH GRADES INC	3HGRD	35
HEALTH MANAGEMENT ASSOC	HMA	35
HEALTH NET INC	HNT	35
HEALTHAXIS INC	HAXS	35
HEALTHCARE TECHNOLOGIES LTD	HCTL	35
HEALTHESSENTIALS SOLTNS-REDH	CARE	35
HEALTHETECH INC	HETC	35
HEALTHEXTRAS INC	HLEX	35
HEALTHGATE DATA CORP	3HGAT	35
HEALTHSOUTH CORP	3HLSH	35
HEALTHSTREAM INC	HSTM	35
HEALTHTRAC INC	HTAC	35
HEALTHTRONICS INC	HTRN	35
HEARUSA INC	EAR	35
HELIX BIOMEDIX INC	3HXBM	35
HEMACARE CORP	3HEMA	35
HEMAGEN DIAGNOSTICS INC	3HMGN	35
HEMISPHERX BIOPHARMA INC	HEB	35
HEMOSENSE INC -REDH	HEMO	35
HEMOSOL CORP	HMSL	35
HESKA CORP	HSKA	35
HI TECH PHARMACAL CO INC	HITK	35
HILLENBRAND IND-PRE FASB	HB.F	35
HILLENBRAND INDUSTRIES	HB	35
HMS HOLDINGS CORP	HMSY	35
HOLLIS-EDEN PHARMACEUTICALS	HEPH	35
HOLOGIC INC	HOLX	35
HOOPER HOLMES INC	HH	35
HORIZON HEALTH CORP	HORC	35
HOSPIRA INC	HSP	35
HUDSON RESPIRATORY CARE INC	0256B	35
HUMAN GENOME SCIENCES INC	HGSI	35
HUMANA INC	HUM	35
HYBRIDON INC	HBY	35
HYPERTENSION DIAGNOSTICS INC	3HDII	35
HYTHIAM INC	HYTM	35
I-FLOW CORP	IFLO	35
I-TRAX INC	DMX	35
ICAGEN INC	ICGN	35
ICON PLC -ADR	ICLR	35
ICORIA INC	ICOR	35
ICOS CORP	ICOS	35
ICU MEDICAL INC	ICUI	35

ID BIOMEDICAL CORP	IDBE	35
IDENIX PHARMACEUTICALS INC	IDIX	35
IDEXX LABS INC	IDXX	35
IDX SYSTEMS CORP	IDXC	35
IGI INC	IG	35
ILLUMINA INC	ILMN	35
IMAGING DIAGNOSTIC SYS INC	3IMDS	35
IMCLONE SYSTEMS INC	IMCL	35
IMCOR PHARMACEUTICAL CO	ICRP	35
IMI INTL MEDICAL INNOVATIONS	IME	35
IMMTECH INTL INC	IMM	35
IMMUCELL CORP	ICCC	35
IMMUCOR INC	BLUD	35
IMMUNE RESPONSE CORP/DE	IMNR	35
IMMUNICON CORP/DE	IMMC	35
IMMUNOGEN INC	IMGN	35
IMMUNOMEDICS INC	IMMU	35
IMPAC MEDICAL SYSTEMS INC	IMPC	35
IMPATH INC	IMPHQ	35
IMPAX LABORATORIES INC	IPXLE	35
IMPLANT SCIENCES CORP	IMX	35
IMS HEALTH INC	RX	35
INAMCO INTERNATIONAL CORP	IICC	35
INAMED CORP	IMDC	35
INCYTE CORP	INCY	35
INDEVUS PHARMACEUTICALS INC	IDEV	35
INHIBITEX INC	INHX	35
INKINE PHARMACEUTICAL CO INC	INKP	35
INMEDICA DEVELOPMENT CORP	3IMDD	35
INOVIO BIOMEDICAL CORP	INO	35
INSIGHT HEALTH SERV HLDG CP	0347B	35
INSITE VISION INC	ISV	35
INSMED INC	INSM	35
INSPIRE PHARMACEUTICALS INC	ISPH	35
INTARCIA THERAPEUTICS -REDH	ITCA	35
INTEGRA INC	INGA	35
INTEGRA LIFESCIENCES HLDGS	IART	35
INTEGRAMED AMERICA INC	INMD	35
INTEGRATED FINL SYSTEMS-REDH	IFSI	35
INTEGRATED HEALTH SVCS INC	3IHSVE	35
INTEGRATED SURGICAL SYS INC	RDOC	35
INTERDENT INC	3DENTQ	35
INTERFERON SCIENCES	IFSC	35
INTERLEUKIN GENETICS INC	3ILGNE	35
INTERMAGNETICS GENERAL CORP	IMGC	35
INTERMUNE INC	ITMN	35
INTERNATIONAL ISOTOPES INC	3INIS	35
INTERPHARM HOLDINGS INC	IPA	35
INTERWEST MEDICAL CORP	IWSM	35
INTRABIOTICS PHARMACEUTICALS	IBPI	35
INTRALASE CORP	ILSE	35
INTROGEN THERAPEUTICS INC	INGN	35

INTUITIVE SURGICAL INC	ISRG	35
INVACARE CORP	IVC	35
INVERNESS MEDICAL INNOVATNS	IMA	35
INVITROGEN CORP	IVGN	35
IOMED INC	IOX	35
IR BIOSCIENCES HOLDINGS INC	3IRBO	35
IRIDEX CORP	IRIX	35
IRIS INTERNATIONAL INC	IRIS	35
ISIS PHARMACEUTICALS INC	ISIS	35
ISOLAGEN INC	ILE	35
ISTA PHARMACEUTICALS INC	ISTA	35
IVAX CORP	IVX	35
IVAX DIAGNOSTICS INC	IVD	35
IVIVI TECHNOLOGIES INC-REDH	IVVI	35
IVOW INC	IVOW	35
JACOBSON RESONANCE ENTPRSES	3JRSEE	35
JOHNSON & JOHNSON	JNJ	35
K V PHARMACEUTICAL -CL A	KV.A	35
KENDLE INTERNATIONAL INC	KNDL	35
KENSEY NASH CORP	KNSY	35
KERYX BIOPHARMACEUTICALS INC	KERX	35
KEWAUNEE SCIENTIFIC CP	KEQU	35
KINDRED HEALTHCARE INC	KND	35
KINETIC CONCEPTS INC	KCI	35
KING PHARMACEUTICALS INC	KG	35
KNOWLES ELECTRONIC HLDGS INC	0267B	35
KOS PHARMACEUTICALS INC	KOSP	35
KOSAN BIOSCIENCES INC	KOSN	35
KYPHON INC	KYPH	35
L A M PHARMACEUTICAL CORP	3LAMP	35
LA JOLLA PHARMACEUTICAL CO	LJPC	35
LABONE INC	LABS	35
LABORATORY CP OF AMER HLDGS	LH	35
LANCER ORTHODONTICS INC	LANZ	35
LANGER INC	GAIT	35
LANNETT CO INC	LCI	35
LARGE SCALE BIOLOGY CORP	LSBC	35
LASERSCOPE	LSCP	35
LASERSIGHT INC	LRST	35
LCA VISION INC	LCAV	35
LECTEC CORP	3LECT	35
LEHMAN T H & CO INC	3THLM	35
LEINER HEALTH PRODUCTS INC	9796B	35
LESCARDEN INC	3LCAR	35
LEXICON GENETICS INC	LEXG	35
LHC GROUP LLC-REDH	LHCG	35
LIFE SCIENCES RESEARCH INC	3LSRI	35
LIFECELL CORP	LIFC	35
LIFECORE BIOMEDICAL INC	LCBM	35
LIFELINE SYSTEMS INC	LIFE	35
LIFEPOINT HOSPITALS INC	LPNT	35
LIFEPOINT HOSPITALS-PRO FORM	LPNT.P	35

LIFEPOINT INC	LFP	35
LIFESTREAM TECHNOLOGIES INC	3LFTC	35
LIGAND PHARMACEUTICAL -CL B	LGNDE	35
LILLY (ELI) & CO	LLY	35
LINCARE HOLDINGS INC	LNCR	35
LION BIOSCIENCE AG -ADR	LEON	35
LIPID SCIENCES INC	LIPD	35
LMS MEDICAL SYSTEMS INC	LMZ	35
LONGPORT INC	3LPTI	35
LORUS THERAPEUTICS INC	LRP	35
LUMENIS LTD	LUME	35
LUMINEX CORP	LMNX	35
LYNX THERAPEUTICS INC	LYNXD	35
MACROCHEM CORP/DE	MCHM	35
MAGELLAN HEALTH SERVICES INC	MGLN	35
MAGSTAR TECHNOLOGIES INC	3MGST	35
MAMMATECH CORP	3MAMM	35
MANHATTAN PHARMACEUTICALS	3MHTT	35
MANNKIND CORP	MNKD	35
MANOR CARE INC	HCR	35
MARSHALL EDWARDS INC	MSHL	35
MARTEK BIOSCIENCES CORP	MATK	35
MATRIA HEALTHCARE INC	MATR	35
MATRITECH INC	MZT	35
MATRIXX INITIATIVES INC	MTXX	35
MATTHEWS INTL CORP -CL A	MATW	35
MAXICARE HEALTH PLANS	3MAXI	35
MAXIM PHARMACEUTICALS INC	MAXM	35
MAXXON INC	MXON	35
MAXYGEN INC	MAXY	35
MAYNE GROUP LTD -ADR	3MAYNY	35
MB SOFTWARE CORP	3MBSB	35
MCKESSON CORP	MCK	35
MDS INC	MDZ	35
MED-DESIGN CORP	MEDC	35
MED-EMERG INTERNATIONAL INC	3MDER	35
MEDAREX INC	MEDX	35
MEDCATH CORP	MDTH	35
MEDCO HEALTH SOLUTIONS INC	MHS	35
MEDCOM USA INC	3EMED	35
MEDEX HOLDINGS CORP-REDH	MDX	35
MEDEX INC -REDH	0575B	35
MEDICAL ACTION IND INC	MDCI	35
MEDICAL DISCOVERIES INC	3MLSC	35
MEDICAL NUTRITION USA INC	3MDNU	35
MEDICAL STAFFNG NTWRK HLDGS	MRN	35
MEDICALCV INC	3MDCV	35
MEDICINES CO	MDCO	35
MEDICIS PHARMACEUT CP -CL A	MRX	35
MEDICOR LTD	3MDCR	35
MEDICORE INC	MDKI	35
MEDICURE INC	MCU	35

MEDIMMUNE INC	MEDI	35
MEDISCIENCE TECHNOLOGY CORP	3MDSC	35
MEDIWARE INFORMATION SYSTEMS	MEDW	35
MEDJET INC	MDJT	35
MEDQUEST ASSOCIATES INC	0551B	35
MEDSTRONG INTL CORP	3MSRGE	35
MEDTOX SCIENTIFIC INC	TOX	35
MEDTRONIC INC	MDT	35
MEDWAVE INC	MDWV	35
MEMORY PHARMA CORP	MEMY	35
MEMRY CORP	MRY	35
MENTOR CORP	MNT	35
MERA PHARMACEUTICALS INC	3MRPI	35
MERCK & CO	MRK	35
MERGE TECHNOLOGIES INC	MRGE	35
MERIDIAN BIOSCIENCE INC	VIVO	35
MERIT MEDICAL SYSTEMS INC	MMSI	35
MESA LABORATORIES INC	MLAB	35
METABASIS THERAPEUTICS INC	MBRX	35
METROPOLITAN HLTH NTWRKS INC	MDF	35
MFIC CORP	3MFIC	35
MGI PHARMA INC	MOGN	35
MICRO THERAPEUTICS INC	MTIX	35
MICROHELIX INC	3MHLX	35
MICROISLET INC	MII	35
MICROTEK MEDICAL HLDGS INC	MTMD	35
MICRUS CORP -REDH	COIL	35
MIGENIX INC	3MGIFF	35
MILESTONE SCIENTIFIC INC	MS	35
MILLENNIUM BIOTECH GROUP INC	3MBTG	35
MILLENNIUM PHARMACEUTICALS	MLNM	35
MILLIPORE CORP	MIL	35
MIRACOR DIAGNOSTICS INC	3MRDG	35
MIRAVANT MEDICAL TECHNOLGIES	3MRVT	35
MITOKOR INC -REDH	MITO	35
MODERN MEDICAL MODALITIES CP	3MODME	35
MOLECULAR DEVICES CORP	MDCC	35
MOLECULAR IMAGING CORP	MLRI	35
MOLINA HEALTHCARE INC	MOH	35
MOMENTA PHARMACEUTICALS INC	MNTA	35
MQ ASSOCIATES INC	0552B	35
MT ULTIMATE HEALTHCARE CORP	3MTHCE	35
MTS MEDICATION TECHNOLOGIES	MPP	35
MYLAN LABORATORIES	MYL	35
MYMETICS CORP	3MYMX	35
MYOGEN INC	MYOG	35
MYRIAD GENETICS INC	MYGN	35
NABI BIOPHARMACEUTICALS	NABI	35
NANOBAC PHARMACEUTICAL	3NNBP	35
NANOGEN INC	NGEN	35
NASTECH PHARMACEUTICAL	NSTK	35
NATIONAL DENTEX CORP	NADXE	35

NATIONAL HEALTHCARE CORP	NHC	35
NATIONAL HOME HEALTH CARE	NHHC	35
NATIONAL MED HEALTH CARD SYS	NMHC	35
NATIONAL QUALITY CARE INC	NQCI	35
NATIONAL RESEARCH CORP	NRCI	35
NATUREWELL INC	3NAWL	35
NATUS MEDICAL INC/DE	BABY	35
NDCHEALTH CORP	NDC	35
NEKTAR THERAPEUTICS	NKTR	35
NEOGEN CORP	NEOG	35
NEOGENOMICS INC	3NGNM	35
NEOPHARM INC	NEOL	35
NEOPROBE CORP	3NEOP	35
NEORX CORP	NERX	35
NEOSE TECHNOLOGIES INC	NTEC	35
NEPHROS INC	NEP	35
NESCO INDUSTRIES INC	3NESK	35
NEUROBIOLOGICAL TECHN INC	NTII	35
NEUROCRINE BIOSCIENCES INC	NBIX	35
NEUROGEN CORP	NRGN	35
NEUROMETRIX INC	NURO	35
NEW BRUNSWICK SCIENTIFIC INC	NBSC	35
NEW RIVER PHARMA INC	NRPH	35
NEW YORK HEALTH CARE INC	BBAL	35
NEXMED INC	NEXM	35
NITROMED INC	NTMD	35
NMT MEDICAL INC	NMTI	35
NOMOS CORP -REDH	NMOS	35
NON INVASIVE MONITOR	3NIMU	35
NORTH AMERICAN SCIENTIFIC	NASI	35
NORTHFIELD LABORATORIES INC	NFLD	35
NORTHWEST BIOTHERAPEUTICS	3NWBT	35
NOVA BIOGENETICS INC	3NVBG	35
NOVACEPT INC-REDH	NVCT	35
NOVADEL PHARMA INC	NVD	35
NOVAMED INC	NOVA	35
NOVARTIS AG -ADR	NVS	35
NOVAVAX INC	NVAX	35
NOVEN PHARMACEUTICALS INC	NOVN	35
NOVO-NORDISK A/S -ADR	NVO	35
NOVOGEN LIMITED -ADR	NVGN	35
NOVOSTE CORP	NOVT	35
NPS PHARMACEUTICALS INC	NPSP	35
NUTRA PHARMA CORP	3NPHC	35
NUTRACEUTICAL INTL CP	NUTR	35
NUTRITION 21 INC	NXXI	35
NUVASIVE INC	NUVA	35
NUVELO INC	NUVO	35
NWH INC	NWIR	35
NYMOX PHARMACEUTICAL CORP	NYMX	35
O C G TECHNOLOGY INC	3OCGT	35
OCA INC	OCA	35

OCCULOGIX INC	RHEO	35
OCCUPATIONAL HLTH &REHAB INC	3OHRI	35
ODYSSEY HEALTHCARE INC	ODSY	35
OMNICARE INC	OCR	35
OMNICELL INC	OMCL	35
ONCOLYTICS BIOTECH INC	ONCY	35
ONYX PHARMACEUTICALS INC	ONXX	35
OPHTHALMIC IMAGING SYS INC	3OISI	35
OPTICAL SENSORS INC	3OPTL	35
OPTICARE HEALTH SYS INC	OPT	35
OPTION CARE INC	OPTN	35
ORAGENICS INC	ONI	35
ORASURE TECHNOLOGIES INC	OSUR	35
ORCHID BIOSCIENCES INC	ORCH	35
ORGANOGENESIS INC	3ORGG	35
ORION HEALTHCORP INC	ONH	35
ORPHAN MEDICAL INC	ORPH	35
ORTEC INTERNATIONAL INC	3ORTN	35
ORTHOFIX INTERNATIONAL N V	OFIX	35
ORTHOLOGIC CORP	OLGC	35
ORTHOMETRIX INC	3OMRX	35
ORTHOVITA INC	VITA	35
OSCIENT PHARMACEUTICALS CORP	OSCI	35
OSI PHARMACEUTICALS INC	OSIP	35
OSTEOTECH INC	OSTE	35
OWENS & MINOR INC	OMI	35
OXIGENE INC	OXGN	35
OXIS INTERNATIONAL INC	3OXIS	35
PACE MEDICAL INC	3PMDLE	35
PACER HEALTH CORP	3PHLH	35
PACIFIC BIOMETRICS INC	3PBME	35
PACIFICARE HEALTH SYSTEMS	PHS	35
PACIFICHEALTH LABORATORIES	3PHLI	35
PAIN THERAPEUTICS INC	PTIE	35
PAINCARE HOLDINGS INC	PRZ	35
PALATIN TECHNOLOGIES INC	PTN	35
PALIGENT INC	3PGNT	35
PALOMAR MED TECHNOLOGIES INC	PMTI	35
PAR PHARMACEUTICAL COS INC	PRX	35
PARADIGM MEDICAL INDS INC	3PMED	35
PAREXEL INTERNATIONAL CORP	PRXL	35
PATIENT INFOSYSTEMS INC	3PATY	35
PATTERSON COMPANIES INC	PDCO	35
PDI INC	PDII	35
PEDIATRIC SVCS AMERICA INC	PSAI	35
PEDIATRIX MEDICAL GROUP INC	PDX	35
PENINSULA PHARMA INC-REDH	PPRX	35
PENWEST PHARMACEUTICALS CO	PPCO	35
PER-SE TECHNOLOGIES INC	PSTI	35
PEREGRINE PHARMACEUTICLS INC	PPHM	35
PERKINELMER INC	PKI	35
PERRIGO CO	PRGO	35

PFIZER INC	PFE	35
PHAGE GENOMICS INC	3PHGG	35
PHARMACEUTICAL FORMULATIONS	3PHFR	35
PHARMACEUTICAL PROD DEV INC	PPDI	35
PHARMACOPEIA DRUG DISC INC	PCOP	35
PHARMACYCLICS INC	PCYC	35
PHARMANETICS INC	3PHAR	35
PHARMION CORP	PHRM	35
PHARMOS CORP	PARS	35
PHC INC/MA -CL A	3PIHC	35
PHOTOMEDEX INC	PHMD	35
PHYSIOMETRIX INC	PHYX	35
PHYTOMEDICAL TECH INC	3PYTO	35
PLASTIC SURGERY CO	3PSUG	35
PLC SYSTEMS INC	PLC	35
POINT THERAPEUTICS INC	POTP	35
POLYDEX PHARMACEUTICALS LTD	POLXF	35
POLYMEDICA CORP	PLMD	35
POSITRON CORP	3POSC	35
POSSIS MEDICAL INC	POSS	35
POWER 3 MEDICAL PRODUCTS INC	3PWRME	35
POZEN INC	POZN	35
PRA INTERNATIONAL	PRAI	35
PRACTICEXPERT INC	3PXPT	35
PRAECIS PHARMACEUTICALS INC	PRCS	35
PRANA BIOTECHNOLOGY LTD -ADR	PRAN	35
PRECIS INC	PCIS	35
PRECISION OPTICS CORP INC	POCI	35
PRESSURE BIOSCIENCES INC	PBIO	35
PRIMEDEX HEALTH SYSTEMS INC	3PMDX	35
PRIORITY HLTHCARE CP -CL B	PHCC	35
PRO-DEX INC/CO	PDEX	35
PRO-PHARMACEUTICALS INC	PRW	35
PROCYTE CORP	3PRCY	35
PROGEN INDUSTRIES LTD	PGLAF	35
PROGENICS PHARMACEUTICAL INC	PGNX	35
PROTALEX INC	3PRTX	35
PROTEIN DESIGN LABS INC	PDLI	35
PROTEIN POLYMER TECHNOLOGIES	3PPTI	35
PROVALIS PLC -ADR	PVLS	35
PROVECTUS PHARMACEUTICAL INC	3PVCT	35
PROVINCE HEALTHCARE CO	PRV	35
PROVISION OPERATION SYS INC	PVNO	35
PROXYMED INC	PILL	35
PSIVIDA LTD -ADR	PSDV	35
PSS WORLD MEDICAL INC	PSSI	35
PSYCHEMEDICS CORP	PMD	35
PSYCHIATRIC SOLUTIONS INC	PSYS	35
PTS INC	3PTSNE	35
PURE BIOSCIENCE	3PURE	35
PURE WORLD INC	PURW	35
QIAGEN NV	QGEN	35

QLT INC	QLTI	35
QLT INC-PRO FORMA	QLTI.P	35
QMED INC	QMED	35
QUADRAMED CORP	QD	35
QUEST DIAGNOSTICS INC	DGX	35
QUESTCOR PHARMACEUTICALS INC	QSC	35
QUICK-MED TECHNOLOGIES INC	3QMDT	35
QUIDEL CORP	QDEL	35
QUIGLEY CORP	QGLY	35
QUINTILES TRANSNATIONAL CORP	0573B	35
QUINTON CARDIOLOGY SYSTEM	QUIN	35
RADIATION THERAPY SVCS INC	RTSX	35
RADIOLOGIX INC	RGX	35
REGEN BIOLOGICS INC	3RGBI	35
REGENERATION TECH INC	RTIX	35
REGENERON PHARMACEUT	REGN	35
REGENERX BIOPHARMACEUTI INC	RGN	35
REHABCARE GROUP INC	RHB	35
RENAL CARE GROUP INC	RCI	35
RENOVIS INC	RNVS	35
REPLIGEN CORP	RGEN	35
REPRO MEDSYSTEMS INC	3REPR	35
RES-CARE INC	RSCR	35
RESMED INC	RMD	35
RESPIRONICS INC	RESP	35
RETRACTABLE TECHNOLOGIES INC	RVP	35
RIGEL PHARMACEUTICALS INC	RIGL	35
RITA MEDICAL SYSTEMS INC	RITA	35
ROBOMATIX TECH LTD -ORD	3RBMXF	35
ROCHE HOLDINGS LTD -ADR	3RHHBY	35
ROCHESTER MEDICAL CORP	ROCM	35
ROCKWELL MED TECHNOLOGIES	RMTI	35
ROTECH HEALTHCARE INC	ROHI	35
RUBICON MEDICAL CORP	3RMDC	35
RURAL/METRO CORP	RURL	35
RXBAZAAR INC	RXBZ	35
SAFEGUARD HEALTH ENTERPRISES	SFGH	35
SAGEMARK COMPANIES LTD	3SKCO	35
SALIX PHARMACEUTICALS LTD	SLXP	35
SALMEDIX INC-REDH	SMDX	35
SAMARITAN PHARMACEUTICALS	LIV	35
SANGAMO BIOSCIENCES INC	SGMO	35
SANGUINE CORP	3SGNC	35
SANOFI-AVENTIS -ADR	SNY	35
SANTARUS INC	SNTS	35
SAVIENT PHARMACEUTICALS INC	SVNT	35
SCANTEK MEDICAL INC	SKML	35
SCHEIN HENRY INC	HSIC	35
SCHERING AG -ADR	SHR	35
SCHERING-PLOUGH	SGP	35
SCHICK TECHNOLOGIES INC	3SCHK	35
SCICLONE PHARMACEUTICALS INC	SCLN	35

SCIENTIFIC INDUSTRIES INC	3SCND	35
SCOLR PHARMA INC	DDD	35
SEATTLE GENETICS INC	SGEN	35
SENESCO TECHNOLOGIES INC	SNT	35
SENETEK PLC -ADR	3SNTKY	35
SENOMYX INC	SNMX	35
SENTIGEN HOLDING CORP	SGHL	35
SEPRACOR INC	SEPR	35
SEQUENOM INC	SQNM	35
SERACARE LIFE SCIENCES INC	SRLS	35
SEROLOGICALS CORP	SERO	35
SERONO S A -ADR	SRA	35
SFBC INTERNATIONAL INC	SFCC	35
SHAMIR OPTICAL INDUSTRY	SHMR	35
SHIRE PHARMACETCLS GRP -ADR	SHPGY	35
SIERRA HEALTH SERVICES	SIE	35
SIGA TECHNOLOGIES INC	SIGA	35
SIGHT RESOURCE CORP	VISNQ	35
SINOFRESH HEALTHCARE INC	3SFSH	35
SINOVAC BIOTECH LTD	SVA	35
SIRNA THERAPEUTICS INC	RNAI	35
SKILLED HEALTHCARE GROUP INC	9816B	35
SKYEPHARMA PLC -ADR	SKYE	35
SMITH & NEPHEW PLC -ADR	SNN	35
SOLA INTERNATIONAL INC	SOL	35
SOMANETICS CORP	SMTS	35
SONIC INNOVATIONS INC	SNCI	35
SONOSITE INC	SONO	35
SONTRA MEDICAL CORP	SONT	35
SONUS PHARMACEUTICALS INC	SNUS	35
SOUND SURGICAL TECH INC-REDH	LSV	35
SPAN-AMERICA MEDICAL SYS INC	SPAN	35
SPECIALIZED HEALTH PRODUCTS	3SHPI	35
SPECIALTY LABORATORIES INC	SP	35
SPECTRAL DIAGNOSTICS INC	DIAGF	35
SPECTRANETICS CORP	SPNC	35
SPECTRASCIENCE INC	SCIE	35
SPECTRUM LABORATORIES INC	3SPTM	35
SPECTRUM PHARMACEUTICALS INC	SPPI	35
SPECTRX INC	3SPRX	35
SRI/SURGICAL EXPRESS INC	STRC	35
SSI SURGICAL SERVICES INC	SGSI	35
ST JUDE MEDICAL INC	STJ	35
ST LAWRENCE SEAWAY CORP	3STLS	35
STAAR SURGICAL CO	STAA	35
STELLAR PHARMACEUTICALS INC	3SLXCF	35
STEMCELLS INC	STEM	35
STEN CORP	STEN	35
STENTOR INC-REDH	SNTR	35
STEREOTAXIS INC	STXS	35
STERIS CORP	STE	35
STRATAGENE CORP	STGN	35

STRATEGIC DIAGNOSTICS INC	SDIX	35
STRYKER CORP	SYK	35
SUN HEALTHCARE GROUP INC	SUNH	35
SUNESIS PHARMA INC-REDH	SNSS	35
SUNLINK HEALTH SYSTEMS INC	SSY	35
SUNRISE SENIOR LIVING INC	SRZ	35
SUPERGEN INC	SUPG	35
SURMODICS INC	SRDX	35
SYBRON DENTAL SPECIALTIES	SYD	35
SYMBION INC	SMBI	35
SYMBOLLON PHARMA INC -CL A	3SYMBA	35
SYMMETRY MEDICAL INC	SMA	35
SYMPHONIX DEVICES INC	3SMPX	35
SYNBIOTICS CORP	SBIO	35
SYNERON MEDICAL LTD	ELOS	35
SYNOVIS LIFE TECH INC	SYNO	35
SYNTA PHARMA CORP-REDH	SNTA	35
SYNTHEMED INC	3SYMD	35
SYNTHETECH INC	NZYM	35
SYNTHETIC BLOOD INTL INC	3SYBD	35
TANOX INC	TNOX	35
TAPESTRY PHARMACEUTICALS INC	TPPH	35
TARGACEPT INC-REDH	TRGT	35
TARGETED GENETICS CORP	TGEN	35
TARO PHARMACEUTICAL INDS LTD	TARO	35
TEAM HEALTH INC	0303B	35
TECHNE CORP	TECH	35
TELIK INC	TELK	35
TENET HEALTHCARE CORP	THC	35
TERCICA INC	TRCA	35
TEVA PHARM INDS -ADR	TEVA	35
THERAGENICS CORP	TGX	35
THERAVANCE INC	THRX	35
THERMO ELECTRON CORP	TMO	35
THERMOGENESIS CORP	KOOL	35
THIRD WAVE TECHNOLOGIES INC	TWTI	35
THORATEC CORP	THOR	35
THRESHOLD PHARMACEUTICALS	THLD	35
TISSERA INC	3TSSR	35
TITAN PHARMACEUTICALS INC	TTP	35
TL ADMINISTRATION CORP	TLADQ	35
TLC VISION CORP	TLCV	35
TOLERRX INC-REDH	TLRX	35
TOTH ALUMINUM CORP	TOTH	35
TRANSCEND SERVICES INC	TRCR	35
TRANSGENE SA -ADR	TRGNY	35
TRANSGENOMIC INC	TBIO	35
TRANSKARYOTIC THERAPIES INC	TKTX	35
TRESTLE HOLDINGS INC	3TLHO	35
TRIAD HOSPITALS INC	TRI	35
TRIMEDYNE INC	3TMED	35
TRIMERIS INC	TRMS	35

TRINITY BIOTECH PLC -ADR	TRIB	35
TRIPATH IMAGING INC	TPTH	35
TRIPOS INC	TRPS	35
TRIZETTO GROUP INC	TZIX	35
TUTOGEN MEDICAL INC	TTG	35
U S DIAGNOSTIC INC	3USDL	35
U S PHYSICAL THERAPY INC	USPH	35
UCI MEDICAL AFFILIATES INC	3UCIA	35
UNIGENE LABORATORIES INC	3UGNE	35
UNILENS VISION INC	3UVICF	35
UNITED AMERICAN HEALTHCARE	UAHC	35
UNITED SURGICAL PRTNR INTL	USPI	35
UNITED THERAPEUTICS CORP	UTHR	35
UNITEDHEALTH GROUP INC	UNH	35
UNIVEC INC	3UNVCE	35
UNIVERSAL HEALTH SVCS -CL B	UHS	35
UNIVERSAL HEALTHCARE MGMT	3UHMG	35
UNIVERSAL HOSPITAL SVCS	0574B	35
UROLOGIX INC	ULGX	35
UROPLASTY INC	3UPST	35
US MEDSYS CORP	3UMSY	35
UTAH MEDICAL PRODUCTS INC	UTMD	35
VALEANT PHARMACEUTICALS INTL	VRX	35
VALENTIS INC	VLTS	35
VALERA PHARMACEUTICALS -REDH	VLRX	35
VALLEY FORGE SCIENTIFIC CORP	VLFG	35
VANGUARD HEALTH SYSTEMS INC	0313B	35
VANTAGEMED CORP	3VMDC	35
VARIAN INC	VARI	35
VARIAN MEDICAL SYSTEMS INC	VAR	35
VASCULAR SOLUTIONS INC	VASC	35
VASO ACTIVE PHARMA INC	VAPH	35
VASOGEN INC	VSGN	35
VASOMEDICAL INC	VASO	35
VAXGEN INC	VXGN	35
VCA ANTECH INC	WOOF	35
VENTANA MEDICAL SYSTEM INC	VMSI	35
VENTIV HEALTH INC	VTIV	35
VERNALIS PLC -ADR	VNLS	35
VERTEX PHARMACEUTICALS INC	VRTX	35
VERTICAL HEALTH SOLUTIONS	3VHSL	35
VI TECHNOLOGIES INC	VITX	35
VIACELL INC	VIAC	35
VIASYS HEALTHCARE INC	VAS	35
VICAL INC	VICL	35
VICON FIBER OPTICS CORP	VFOX	35
VICURON PHARMACEUTICALS INC	MICU	35
VION PHARMACEUTICALS INC	VION	35
VIOQUEST PHARMACEUTICALS INC	3VQPH	35
VIRAGEN INC	VRA	35
VIRAGEN INTERNATIONAL INC	3VGNI	35
VIRAL GENETICS INC/DE	3VRAL	35

VIRBAC CORP	VBAC	35
VIROLOGIC INC	VLGC	35
VIROPHARMA INC	VPHM	35
VISION-SCIENCES INC	VSCI	35
VISTACARE INC	VSTA	35
VISX INC/DE	EYE	35
VITAL IMAGES INC	VTAL	35
VITAL SIGNS INC	VITL	35
VITRO DIAGNOSTICS INC	3VODG	35
VIVUS INC	VVUS	35
VNUS MEDICAL TECH INC -REDH	VNUS	35
VYREX CORP	3VYRX	35
WATERS CORP	WAT	35
WATSON PHARMACEUTICALS INC	WPI	35
WEBMD CORP	HLTH	35
WELLCARE HEALTH PLANS INC	WCG	35
WELLCHOICE INC	WC	35
WELLPOINT INC	WLP	35
WEST PHARMACEUTICAL SVSC INC	WST	35
WESTERN MEDIA GROUP CORP	3WMGC	35
WILSON GREATBATCH TECH INC	GB	35
WOMEN FIRST HEALTHCARE	WFHCQ	35
WORLD HEALTH ALTERNATIVES	3WHAI	35
WORLD HEART CORP	WHRT	35
WRIGHT MEDICAL GROUP INC	WMGI	35
WYETH	WYE	35
XCYTE THERAPIES INC	XCYT	35
XECHEM INTERNATIONAL INC	3XKEM	35
XENOGEN CORP	XGEN	35
XENOPORT INC-REDH	XNPT	35
XENOVA GROUP PLC -ADR	XNVA	35
XOMA LTD	XOMA	35
XTRANA INC	3XTRN	35
YM BIOSCIENCES INC	YMI	35
YOUNG INNOVATIONS INC	YDNT	35
ZEVEX INTERNATIONAL INC	ZVXI	35
ZILA INCORPORATED	ZILA	35
ZIMMER HOLDINGS INC	ZMH	35
ZOLL MEDICAL CORP	ZOLL	35
ZONAGEN INC	ZONA	35
ZYMOGENETICS INC	ZGEN	35
1ST CENTENNIAL BANCORP	3FCEN	40
1ST CONSTITUTION BANCORP	FCCY	40
1ST INDEPENDENCE FINL GROUP	FIFG	40
1ST SOURCE CORP	SRCE	40
1ST STATE BANCORP INC	FSBC	40
21ST CENTURY HOLDING CO	TCHC	40
21ST CENTURY INS GROUP	TW	40
21ST CENTURY TECHNOLOGIES	TFCY	40
A B WATLEY GROUP INC	3ABWG	40
AAMES INVESTMENT CORP	AIC	40
ABBEY NATIONAL PLC -ADR	ANB.PC	40

ABC BANCORP	ABCB	40
ABIGAIL ADAMS NATL BANCORP	AANB	40
ABINGTON COMMUNITY BANCORP	ABBC	40
ABN AMRO HOLDING NV -ADR	ABN	40
ABSA GROUP LTD -ADR	ABSWY	40
ACADIA REALTY TRUST	AKR	40
ACCEPTANCE INSURANCE COS INC	AICIQ	40
ACCESS ANYTIME BANCORP INC.	AABC	40
ACCREDITED HOME LENDERS HLDG	LEND	40
ACE CASH EXPRESS INC	AACE	40
ACE LTD	ACE	40
ACNB CORP	3ACNB	40
ACTRADE FINL TECHNOLGIES LTD	ACRTQ	40
ADVANCE AMER CASH ADVANCE CT	AEA	40
ADVANCED TECH INDUSTRIES	3AVDIE	40
ADVANTA CORP -CL B	ADVNB	40
AEGON NV -ADR	AEG	40
AETHER SYSTEMS INC	AETH	40
AFFILIATED MANAGERS GRP INC	AMG	40
AFFIRMATIVE INS HOLDINGS INC	AFFM	40
AFFORDABLE RESIDENTIAL COMM	ARC	40
AFLAC INC	AFL	40
AFP PROVIDA SA -ADR	PVD	40
AGREE REALTY CORP	ADC	40
ALABAMA NATL BANCORPORATION	ALAB	40
ALAMOGORDO FINANCIAL CORP	3ALMG	40
ALASKA PACIFIC BANCSHARS INC	3AKPB	40
ALBEMARLE FIRST BANK	AFBK	40
ALEXANDER'S INC	ALX	40
ALEXANDRIA R E EQUITIES INC	ARE	40
ALFA CORP	ALFA	40
ALL STATE PROPERTIES -LP	3ATPTZ	40
ALLIANCE BANKSHARES CORP	ABVA	40
ALLIANCE CAP MGMT HLDG -LP	AC	40
ALLIANCE FINANCIAL CORP/NY	ALNC	40
ALLIANZ AG -ADR	AZ	40
ALLIED CAPITAL CP	ALD	40
ALLIED IRISH BANKS -ADR	AIB	40
ALLMERICA FINANCIAL CORP	AFC	40
ALLSTATE CORP	ALL	40
ALLSTATE LIFE INSUR CO/NY	9626A	40
ALTO PALERMO S A -ADR	APSA	40
AMB FINANCIAL CORP	3AMFC	40
AMB PROPERTY CORP.	AMB	40
AMBAC FINANCIAL GP	ABK	40
AMBASE CORP	3ABCP	40
AMCORE FINANCIAL INC	AMFI	40
AMEGY BANCORPORATION INC	ABNK	40
AMEN PROPERTIES INC	AMEN	40
AMER BUSINESS FINL SVCS INC	ABFIQ	40
AMER INSD MTG SER 85 -LP	AII	40
AMER INSURED MTG INVS -LP	AIA	40

AMERIANA BANCORP	ASBI	40
AMERICA FIRST APT INVESTORS	APRO	40
AMERICAN ASSET MGMT CORP	3AAMC	40
AMERICAN BANK INC/PA	AMBK	40
AMERICAN CAMPUS COMMUNITIES	ACC	40
AMERICAN CAPITAL STRATEGIES	ACAS	40
AMERICAN CMNTY BANCSHARES	ACBA	40
AMERICAN COMMUNITY PPTYS TR	APO	40
AMERICAN EQTY INVT LIFE HLDG	AEL	40
AMERICAN EXPRESS	AXP	40
AMERICAN EXPRESS CREDIT CORP	AXP1	40
AMERICAN FAMILY FINL SVCS	2551A	40
AMERICAN FAMILY INS GROUP	9769B	40
AMERICAN FINANCIAL GROUP INC	AFG	40
AMERICAN FINANCIAL RLTY TR	AFR	40
AMERICAN GENERAL FINANCE CP	AGC1	40
AMERICAN GENERAL FINANCE INC	AGC2	40
AMERICAN HOME MTG INVT CORP	AHM	40
AMERICAN INDEPENDENCE CORP	AMIC	40
AMERICAN INTERNATIONAL GROUP	AIG	40
AMERICAN LAND LEASE INC	ANL	40
AMERICAN MORTGAGE ACCEPTANC	AMC	40
AMERICAN NATIONAL INSURANCE	ANAT	40
AMERICAN NATL BANKSHARES	AMNB	40
AMERICAN PACIFIC BANK -CL B	AMPB	40
AMERICAN PHYSICIANS CAPITAL	ACAP	40
AMERICAN PHYSICIANS SVC GP	AMPH	40
AMERICAN R E PTRS -LP	ACP	40
AMERICAN RIVER BANKSHARES	AMRB	40
AMERICAN RLTY INVS INC	ARL	40
AMERICAN SAFETY INS HLDG LTD	ASI	40
AMERICAN SPECTRUM REALTY INC	AQQ	40
AMERICANWEST BANCORP	AWBC	40
AMERICREDIT CORP	ACF	40
AMERISERV FINANCIAL INC/PA	ASRV	40
AMERITRADE HOLDING CORP	AMTD	40
AMERITRANS CAPITAL CORP	AMTC	40
AMERIVEST PROPERTIES INC	AMV	40
AMERUS GROUP CO -CL A	AMH	40
AMES NATIONAL CORP	ATLO	40
AMLI RESIDENTIAL PPTYS TR	AML	40
AMNET MORTGAGE INC	AMNT	40
AMPAL AMERICAN ISRAEL -CL A	AMPL	40
AMREIT	AMY	40
AMSOUTH BANCORPORATION	ASO	40
AMSTAR FINANCIAL SVCS INC	AMAF	40
AMVESCAP PLC -ADR	AVZ	40
ANCHOR BANCORP INC/WI	ABCW	40
ANNALY MORTAGE MGMT INC	NLY	40
ANNAPOLIS BANCORP INC	ANNB	40
ANNUITY AND LIFE RE HLDGS	3ANNRF	40
ANTHRACITE CAPITAL INC	AHR	40

ANWORTH MTG ASSET CORP	ANH	40
AON CORP	AOC	40
APARTMENT INVT &MGMT -CL A	AIV	40
APOLLO INVESTMENT CORP	AINV	40
ARBOR REALTY TRUST INC	ABR	40
ARCH CAPITAL GROUP LTD	ACGL	40
ARCHIPELAGO HOLDINGS INC	AX	40
ARCHSTONE-SMITH TR	ASN	40
ARDEN REALTY INC	ARI	40
ARETE INDUSTRIES INC	3ARET	40
ARGONAUT GROUP INC	AGII	40
ARIZONA LAND INCOME -CL A	AZL	40
ARROW FINANCIAL CORP	AROW	40
ARTHUR J GALLAGHER & CO	AJG	40
ASB FINANCIAL CORP.	ASBP	40
ASB HOLDING CO	3ASBH	40
ASHFORD HOSPITALITY TRUST	AHT	40
ASPEN INSURANCE HOLDINGS LTD	AHL	40
ASSOCIATED BANC-CORP	ASBC	40
ASSOCIATED ESTATES RLTY CORP	AEC	40
ASSURANT INC	AIZ	40
ASSURED GUARANTY LTD	AGO	40
ASTA FUNDING INC	ASFI	40
ASTORIA FINANCIAL CORP	AF	40
ATLANTIC AMERICAN CORP	AAME	40
ATLANTIC BANCGROUP INC	ATBC	40
ATLANTIC COAST FEDERAL CORP	ACFC	40
ATLANTIC LIBERTY FINL CORP	ALFC	40
AUBURN NATIONAL BANCORP	AUBN	40
AUSTRALIA & NW ZLND BK -ADR	ANZ	40
AVALONBAY COMMUNITIES INC	AVB	40
AXA -ADR	AXA	40
AXIA GROUP INC	3AXAI	40
AXIS CAPITAL HOLDINGS	AXS	40
BALDWIN & LYONS -CL B	BWINB	40
BANC CORP	TBNC	40
BANCFIRST CORP/OK	BANF	40
BANCINSURANCE CORP	BCIS	40
BANCO BILBAO VIZCAYA -ADR	BBV	40
BANCO BILBAO VIZCAYA ARG-ADR	BB	40
BANCO BRADESCO S A -ADR	BBD	40
BANCO DE CHILE -ADR	BCH	40
BANCO ITAU HLDG FINCIERA-ADR	ITU	40
BANCO LATINOAMERICANO DE EXP	BLX	40
BANCO SANTANDER CENT -ADR	STD	40
BANCO SANTANDER-CHILE -ADR	SAN	40
BANCOLOMBIA SA -ADR	CIB	40
BANCORP INC	TBBK	40
BANCORP RHODE ISLAND INC	BARI	40
BANCORPSOUTH INC	BXS	40
BANCSHARES OF FLORIDA INC	BOFL	40
BANCTRUST FINANCIAL GRP INC	BTFG	40

BANK HOLDINGS INC	TBHS	40
BANK KY FINANCIAL CORP	3BKYF	40
BANK MARIN CORTE MADERA CA	BMRC	40
BANK MUTUAL CORP	BKMU	40
BANK OF AMERICA CORP	BAC	40
BANK OF COMMERCE HOLDINGS	BOCH	40
BANK OF GRANITE CORPORATION	GRAN	40
BANK OF HAWAII CORP	BOH	40
BANK OF IRELAND -ADR	IRE	40
BANK OF MCKENNEY	BOMK	40
BANK OF NEW YORK CO INC	BK	40
BANK OF OAK RIDGE	BKOR	40
BANK OF THE OZARKS INC	OZRK	40
BANK OF WILMINGTON	BKWW	40
BANK SOUTH CAROLINA CORP	BKSC	40
BANKATLANTIC BANCORP -CL A	BBX	40
BANKFINANCIAL CORP-REDH	BFIN	40
BANKUNITED FINANCIAL CORP	BKUNA	40
BANNER CORP	BANR	40
BAR HARBOR BANKSHARES	BHB	40
BARCLAYS PLC/ENGLAND -ADR	BCS	40
BAY VIEW CAPITAL CORP	BVC	40
BAYERISCHE HYPO-UND VER -ADR	HVMGY	40
BAYLAKE CORP	3BYLK	40
BB&T CORP	BBT	40
BBVA BANCO FRANCES SA -ADR	BFR	40
BCSB BANKCORP INC	BCSB	40
BEAR STEARNS COMPANIES INC	BSC	40
BEDFORD PPTY INVS INC	BED	40
BELMONT BANCORP	BLMT	40
BENCHMARK BANKSHARES INC	3BMBN	40
BENJAMIN FRANKLIN BNCRP-REDH	BFBC	40
BERKELEY TECHNOLOGY LTD -ADR	BKLYY	40
BERKLEY (W R) CORP	BER	40
BERKSHIRE BANCORP INC	BERK	40
BERKSHIRE HATHAWAY -CL A	BRK.A	40
BERKSHIRE HILLS BANCORP INC	BHL	40
BEVERLY HILLS BANCORP INC	BHBC	40
BEXIL CORP	BXL	40
BF ENTERPRISES INC	BFEN	40
BFC FINANCIAL CORP -CL A	BFCF	40
BHIT INC	3VHTI	40
BIMINI MORTGAGE MGMT INC	BMM	40
BIOMED REALTY TRUST INC	BMR	40
BKF CAPITAL GROUP INC	BKF	40
BLACK MOUNTAIN CAPITAL CORP	3BMMUF	40
BLACKROCK INC	BLK	40
BLUE RIVER BANCSHARES INC	BRBI	40
BNC BANCORP	BNCN	40
BNCCORP INC	BNCC	40
BNP PARIBAS SA -ADR	BNPZY	40
BNP RESIDENTIAL PROPERTIES	BNP	40

BNS HOLDING CO	3BNSIA	40
BOARDWALK BANK/NJ	BORD	40
BOARDWALK REAL ESTATE TRUST	BOWFF	40
BOE FINL SVCS VA INC	BSXT	40
BOEING CAPITAL CORP	0122B	40
BOFI HOLDING INC	BOFI	40
BOK FINANCIAL CORP	BOKF	40
BOSTON PRIVATE FINL HLDGS	BPFH	40
BOSTON PROPERTIES INC	BXP	40
BOYKIN LODGING CO	BOY	40
BRANDYWINE REALTY TRUST	BDN	40
BRASCAN CORP -CL A	BNN	40
BRE PROPERTIES -CL A	BRE	40
BRESLER & REINER INC	3BRER	40
BRIDGE BANCORP INC	3BDGE	40
BRIDGE CAPITAL HOLDINGS	BBNK	40
BRIDGE STREET FINANCIAL INC	OCNB	40
BRISTOL WEST HOLDINGS INC	BRW	40
BRITTON & KOONTZ CAP CORP	BKBK	40
BROADLEAF CAP PARTNERS INC	3BDLFE	40
BROADWAY FINANCIAL CORP/DE	BYFC	40
BROOKE CORP	BXX	40
BROOKFIELD PROPERTIES CORP	BPO	40
BROOKLINE BANCORP INC	BRKL	40
BROOKLINE BANCORP-PRO FORMA	BRKL.P	40
BROOKLYN FEDERAL BANCRP-REDH	BFSB	40
BROWN & BROWN INC	BRO	40
BRT REALTY TRUST	BRT	40
BRUNSWICK BANCORP	BRB	40
BRYN MAWR BANK CORP	BMTC	40
BSB BANCORP	BSBN	40
BWC FINANCIAL CORP	BWCF	40
C&F FINANCIAL CORP	CFFI	40
CALAMOS ASSET MANAGEMENT INC	CLMS	40
CALIF FIRST NATIONAL BANCORP	CFNB	40
CAMBRIDGE HOLDINGS LTD	3CDGD	40
CAMCO FINANCIAL CORP	CAFI	40
CAMDEN NATIONAL CORP	CAC	40
CAMDEN PROPERTY TR-PRO FORMA	CPT.P	40
CAMDEN PROPERTY TRUST	CPT	40
CANADA LIFE FINL CORP	CLU	40
CAPITAL ALLIANCE INCM TRUST	CAA	40
CAPITAL AUTOMOTIVE REIT	CARS	40
CAPITAL BANK CORP/NC	CBKN	40
CAPITAL CITY BK GROUP INC	CCBG	40
CAPITAL CORP OF THE WEST	CCOWD	40
CAPITAL CROSSING BANK	CAPX	40
CAPITAL LEASE FUNDING INC	LSE	40
CAPITAL LODGING-REDH	TCL	40
CAPITAL ONE FINL CORP	COF	40
CAPITAL PROPERTIES INC	CPI	40
CAPITAL SOUTHWEST CORP	CSWC	40

CAPITAL TITLE GROUP INC	CTGI	40
CAPITAL TRUST INC/MD	CT	40
CAPITALSOURCE INC	CSE	40
CAPITOL BANCORP LTD	CBC	40
CAPITOL FEDERAL FINANCIAL	CFFN	40
CAPSTEAD MORTGAGE CORP	CMO	40
CARDINAL FINANCIAL CORP	CFNL	40
CARDTRONICS INC-REDH	0506B	40
CAREADVANTAGE INC	3CADV	40
CAROLINA BANK HOLDINGS INC	CLBH	40
CARRAMERICA REALTY CORP	CRE	40
CARROLLTON BANCORP/MD	CRRB	40
CARVER BANCORP INC	CNY	40
CASCADE BANCORP	CACB	40
CASCADE FINANCIAL CORP	CASB	40
CASH AMERICA INTL INC	CSH	40
CASH SYSTEMS INC	CKN	40
CATELLUS DEVELOPMENT CORP	CDX	40
CATERPILLAR FINANCIAL SVCS	CAT1	40
CATHAY GENERAL BANCORP	CATY	40
CAVALRY BANCORP INC	CAVB	40
CB RICHARD ELLIS GROUP INC	CBG	40
CBL & ASSOCIATES PPTYS INC	CBL	40
CCF HOLDING CO	CCFH	40
CCSB FINANCIAL CORP	CCFB	40
CEDAR SHOPPING CENTERS INC	CDR	40
CELERITY SYSTEMS INC	3CESY	40
CENTER BANCORP INC	CNBC	40
CENTER FINANCIAL CORP/CA	CLFC	40
CENTERPOINT PROPERTIES TRUST	CNT	40
CENTERSTATE BANKS OF FLORIDA	CSFL	40
CENTRA FINANCIAL HOLDINGS	0227B	40
CENTRAL BANCORP INC/MA	CEBK	40
CENTRAL COAST BANCORP	CCBN	40
CENTRAL FEDERAL CORP	GCFC	40
CENTRAL JERSEY BANCORP	CJBK	40
CENTRAL PACIFIC FINANCIAL CP	CPF	40
CENTRAL VALLEY CMNTY BANCORP	CVCY	40
CENTRAL VIRGINIA BANKSHARES	CVBK	40
CENTRUE FINANCIAL CORP	TRUE	40
CENTURY BANCORP INC/MA	CNBKA	40
CENTURY REALTY TRUST	CRLTS	40
CERES GROUP INC	CERG	40
CET SERVICES INC	ENV	40
CFS BANCORP INC	CITZ	40
CHARTER FINANCIAL CORP/GA	CHFN	40
CHARTERMAC	CHC	40
CHEMICAL FINANCIAL CORP	CHFC	40
CHESTER VY BANCORP INC	CVAL	40
CHEUNG KONG HLDGS LTD -ADR	CHEUY	40
CHEVIOT FINANCIAL CORP	CHEV	40
CHICAGO MERC EXCH HLDGS	CME	40

CHINA LIFE INS CO-ADR	LFC	40
CHITTENDEN CORP	CHZ	40
CHUBB CORP	CB	40
CHURCH LOANS & INVTS TRUST	1686B	40
CINCINNATI FINANCIAL CORP	CINF	40
CIT GROUP INC	CIT	40
CITICORP	3614B	40
CITIGROUP GLOBAL MKTS HLDGS	C2	40
CITIGROUP INC	C	40
CITIZENS & NORTHERN CORP	CZNC	40
CITIZENS BANCSHARES CORP	3CZBS	40
CITIZENS BANKING CORP	CBCF	40
CITIZENS FINANCIAL CORP/KY	CNFL	40
CITIZENS FINANCIAL SVCS INC	3CZFS	40
CITIZENS FIRST BANCORP INC	CTZN	40
CITIZENS FIRST CORP	3CZFC	40
CITIZENS FIRST FINL CORP	CFSB	40
CITIZENS HOLDING CO	CIZ	40
CITIZENS INC	CIA	40
CITIZENS SOUTH BANKING CORP	CSBC	40
CITY BK LYNNWOOD WASH	CTBK	40
CITY HOLDING COMPANY	CHCO	40
CITY NATIONAL CORP	CYN	40
CKF BANCORP INC	3CKFB	40
CLARK INC	CLK	40
CLASSIC BANCSHARES INC	CLAS	40
CLIFTON SAVINGS BANCORP INC	CSBK	40
CLOVER LEAF FINANCIAL CORP	3CLOV	40
CNA FINANCIAL CORP	CNA	40
CNA SURETY CORP	SUR	40
CNB BANCORP INC/NY	3CNBI	40
CNB FINANCIAL CORP/PA	CCNE	40
CNB HOLDINGS INC	CNBY	40
COAST FINANCIAL HOLDINGS INC	CFHI	40
COASTAL FINANCIAL CORP/DE	CFCP	40
COBIZ INC	COBZ	40
CODORUS VALLEY BANCORP	CVLY	40
COHEN & STEERS INC	CNS	40
COLLEGIATE FUNDING SERVICES	CFSI	40
COLONIAL BANCGROUP	CNB	40
COLONIAL PPTYS TST-PRO FORMA	CLP.P	40
COLONIAL PROPERTIES TRUST	CLP	40
COLONY BANKCORP INC	CBAN	40
COLUMBIA BANCORP	CBMD	40
COLUMBIA BANCORP/OR	CBBO	40
COLUMBIA BANKING SYSTEM INC	COLB	40
COLUMBIA EQUITY TRUST-REDH	COE	40
COMERICA INC.	CMA	40
COMM BANCORP INC	CCBP	40
COMMERCE BANCORP INC/NJ	CBH	40
COMMERCE BANCSHARES INC	CBSH	40
COMMERCE GROUP INC/MA	CGI	40

COMMERCIAL BANCSHARES INC/OH	3CMOH	40
COMMERCIAL BANKSHARES INC	CLBK	40
COMMERCIAL CAPITAL BANCORP	CCBI	40
COMMERCIAL FEDERAL CORP	CFB	40
COMMERCIAL NATL FINL CP/PA	CNAF	40
COMML NET LEASE RLTY INC	NNN	40
COMMONWEALTH BANKSHARES INC	CWBS	40
COMMUNITY BANCORP INC/CA	CMBC	40
COMMUNITY BANCORP/NV	CBON	40
COMMUNITY BANK SYSTEM INC	CBU	40
COMMUNITY BANKS INC MLLRSBRG	CMTY	40
COMMUNITY BANKSHARES INC/SC	SCB	40
COMMUNITY BK NORTHERN VA	CBNV	40
COMMUNITY BK SHARES INC/IN	CBIN	40
COMMUNITY CAPITAL BANCSHARES	ALBY	40
COMMUNITY CAPITAL CORP	CYL	40
COMMUNITY CENTRAL BK CORP	CCBD	40
COMMUNITY FINL CORP/VA	CFFC	40
COMMUNITY INVS BANCORP INC	CIBI	40
COMMUNITY SHORES BANK CORP	CSHB	40
COMMUNITY TRUST BANCORP INC	CTBI	40
COMMUNITY WEST BANCSHARES	CWBC	40
COMPASS BANCSHARES INC	CBSS	40
COMPUCREDIT CORP	CCRT	40
CONSECO INC	CNO	40
CONSOLIDATED TOMOKA LAND CO	CTO	40
CONSUMER PORTFOLIO SVCS INC	CPSS	40
CONVERIUM HOLDINGS AG -ADR	CHR	40
COOPERATIVE BANKSHARES INC	COOP	40
CORNERSTONE BANCORP INC	CBN	40
CORNERSTONE RLTY INCOME TR I	TCR	40
CORP OFFICE PPTYS TR INC	OFC	40
CORPBANCA -ADR	BCA	40
CORRECTIONAL PPTYS TRUST	CPV	40
CORTLAND BANCORP	3CLDB	40
CORUS BANKSHARES INC	CORS	40
COUNTRYWIDE FINANCIAL CORP	CFC	40
COUSINS PROPERTIES INC	CUZ	40
COWLITZ BANCORPORATION	CWLZ	40
CRAWFORD & CO -CL A	CRD.B	40
CREDICORP LTD	BAP	40
CREDIT ACCEPTANCE CORP	CACCE	40
CREDIT SUISSE FIRST BOS USA	0109B	40
CREDIT SUISSE GROUP -ADR	CSR	40
CRESCENT BANKING CO	CSNT	40
CRESCENT FINANCIAL CORP	CRFN	40
CRESCENT R E EQUITIES INC	CEI	40
CRIIMI MAE INC	CMM	40
CROGHAN BANCSHARES INC	3CHBH	40
CROWN FINANCIAL HLDGS INC	CFGI	40
CROWN NORTHCORP INC	ASET	40
CRT PROPERTIES INC	CRO	40

CULLEN/FROST BANKERS INC	CFR	40
CUMBERLAND TECHNOLOGIES INC	CUMB	40
CVB FINANCIAL CORP	CVBF	40
CYTATION CORP	3CYON	40
DANIELSON HOLDING CORP	DHC	40
DANSKE BANK AS -ADR	DNSKY	40
DBS GROUP HOLDINGS LTD -ADR	DBSDY	40
DCAP GROUP INC	DCAP	40
DCB FINANCIAL CORP	3DCBF	40
DEARBORN BANCORP INC	DEAR	40
DEERE (JOHN) CAPITAL CORP	DE1	40
DEERFIELD TRIARC CAP -REDH	DFR	40
DEFAULT PROOF CREDIT CRD SYS	3DPRS	40
DELPHI FINANCIAL GRP -CL A	DFG	40
DELTA FINANCIAL CORP	DFC	40
DESERT COMMUNITY BANK	DCBK	40
DETWILER MITCHELL & CO	DMCD	40
DEUTSCHE BANK AG	DB	40
DEVELOPERS DIVERSIFIED RLTY	DDR	40
DIAMOND HILL INVESTMENT GRP	DHIL	40
DIAMONDROCK HOSPITALITY-REDH	DRH	40
DIGITAL REALTY TRUST INC	DLR	40
DIME COMMUNITY BANCSHARES	DCOM	40
DIMECO INC	3DIMC	40
DIRECT GENERAL CORP	DRCT	40
DIVERSIFIED FINANCIAL RES CP	3DFLR	40
DNB FINANCIAL CORP	3DNBF	40
DOLLAR FINANCIAL CORP	DLLR	40
DOLLAR FINANCIAL GROUP INC	0172B	40
DONEGAL GROUP INC	DGICA	40
DORAL FINANCIAL CORP	DRL	40
DOWNEY FINANCIAL CORP	DSL	40
DUKE REALTY CORP	DRE	40
DUPONT DIRECT FINANCIAL HLDG	DIRX	40
DVI INC	DVIXQ	40
DVL INC	3DVLN	40
DYNEX CAPITAL INC	DX	40
E TRADE FINANCIAL CORP	ET	40
E-LOAN INC	EELN	40
EAGLE BANCORP INC/MD	EGBN	40
EAGLE HOSPITALITY PROP TR	EHP	40
EAST PENN FINANCIAL CORP	EPEN	40
EAST WEST BANCORP INC	EWBC	40
EASTERN VA BANKSHARES INC	EVBS	40
EASTGROUP PROPERTIES	EGP	40
EATON VANCE CORP	EV	40
EAUTOCLAIMS INC	3EACC	40
ECB BANCORP INC	ECBE	40
ECC CAPITAL CORP	ECR	40
EDUCATION REALTY TRUST INC	EDR	40
EDWARDS (A G) INC	AGE	40
EFC BANCORP INC	EFC	40

EKSPORTFINANS A/S	6120B	40
ELBIT MEDICAL IMAGING LTD	EMITF	40
ELMIRA SVGS BANK FSB/NY	ESBK	40
EMC INSURANCE GROUP INC	EMCI	40
EMPIRE FINANCIAL HOLDING CO	EFH	40
EMPYREAN HOLDINGS INC	3EPYH	40
ENCORE CAPITAL GROUP INC	ECPG	40
ENDURANCE SPECIALTY HLDGS	ENH	40
ENSTAR GROUP INC	ESGR	40
ENTERPRISE BANCORP INC/MA	EBTC	40
ENTERPRISE FINL SERVICES CP	EFSC	40
ENTERTAINMENT PROPERTIES TR	EPR	40
ENTRUST FINANCIAL SVCS INC	3ENFN	40
EPHRATA NATIONAL BANK PA	3EPNB	40
EPIC BANCORP	EPIK	40
EPOCH HOLDING CORP	3EPHC	40
EQUIFIN INC	EQUI	40
EQUITEX INC	EQTX	40
EQUITY INNS INC	ENN	40
EQUITY LIFESTYLE PROPERTIES	ELS	40
EQUITY OFFICE PROPERTIES TR	EOP	40
EQUITY ONE INC	EQY	40
EQUITY RESIDENTIAL	EQR	40
ERIE FAMILY LIFE INS CO	3ERIF	40
ERIE INDEMNITY CO -CL A	ERIE	40
ESB FINANCIAL CORP	ESBF	40
ESG RE LTD	3ESREF	40
ESPEED INC	ESPD	40
ESPIRITO SANTO FINANCIAL-ADR	ESF	40
ESSEX PROPERTY TRUST	ESS	40
EUROBANCSHARES INC	EUBK	40
EVANS BANCORP INC	EVBN	40
EVEREST RE GROUP LTD	RE	40
EXCHANGE NATL BANCSHARES	EXJF	40
EXTRA SPACE STORAGE INC	EXR	40
EZCORP INC -CL A	EZPW	40
F N B CORP/FL	FNB	40
F N B CORP/FL-PRO FORMA	FNB.P	40
F N B CORP/VA	FNBP	40
FAIRFAX FINANCIAL HLDG	FFH	40
FALCON FINANCIAL INVT TRUST	FLCN	40
FANNIE MAE	FNM	40
FARMERS & MERCHANTS BANCORP	3FMCB	40
FARMERS CAPITAL BK CORP	FFKT	40
FARMERS NATL BANC CORP/OH	3FMNB	40
FARNSWORTH BANCORP INC	3FNSW	40
FAUQUIER BANKSHARES INC	FBSS	40
FBL FINL GROUP INC -CL A	FFG	40
FCCC INC	3FCIC	40
FEDERAL AGRICULTURE MTG CP	AGM	40
FEDERAL HOME LOAN MORTG CORP	FRE	40
FEDERAL REALTY INVS TRUST	FRT	40

FEDERAL TRUST CORP	FDT	40
FEDERATED INVESTORS INC	FII	40
FELCOR LODGING TR INC	FCH	40
FELDMAN MALL PROPERTIES INC	FMP	40
FFD FINANCIAL CORP	FFDF	40
FFLC BANCORP INC	FFLC	40
FFW CORP	FFWC	40
FIDELITY BANCORP INC/PA	FSBI	40
FIDELITY BANKSHARES INC	FFFL	40
FIDELITY FED BANCORP	FDLB	40
FIDELITY NATIONAL FINL INC	FNF	40
FIDELITY SOUTHERN CORP	LION	40
FIELDSTONE INVESTMENT CORP	FICC	40
FIFTH THIRD BANCORP	FITB	40
FIFTH THIRD BANCRP-PRO FORMA	FITB.P	40
FINANCIAL FEDERAL CORP	FIF	40
FINANCIAL INDUSTRIES CORP	FNIN	40
FINANCIAL INSTITUTIONS INC	FISI	40
FINANCIAL PACIFIC CO-REDH	FNPC	40
FINANCIAL SEC ASSURANCE HLDG	ZZZ1	40
FINOVA GROUP INC	3FNVG	40
FIRST ACCEPTANCE CORP	FAC	40
FIRST ALBANY COMPANIES INC	FACT	40
FIRST AMERICAN CORP/CA	FAF	40
FIRST BANCORP INDIANA INC	FBEI	40
FIRST BANCORP P R	FBP	40
FIRST BANCORP/NC	FBNC	40
FIRST BANCSHARES INC/MO	FBSI	40
FIRST BANCTRUST CORP	FBTC	40
FIRST BANK OF DELAWARE	3FBOD	40
FIRST BANKING CENTER INC	3FBCI	40
FIRST BUSEY CORP -CL A	BUSE	40
FIRST CAPITAL INC	FCAP	40
FIRST CASH FINL SVCS INC	FCFS	40
FIRST CHARTER CORP	FCTR	40
FIRST CHESTER CNTY CORP	3FCEC	40
FIRST CITIZENS BANC CORP	FCZAE	40
FIRST CITIZENS BANCSH -CL A	FCNCA	40
FIRST CMNTY BANCSHARES INC	FCBC	40
FIRST CMNTY BK CORP AMER	FCFL	40
FIRST COMMONWLTH FINL CP/PA	FCF	40
FIRST COMMUNITY BANCORP/CA	FCBP	40
FIRST COMMUNITY CORP/SC	FCCO	40
FIRST DEFIANCE FINANCIAL CP	FDEF	40
FIRST FED BANCSHARES INC/DE	FFBI	40
FIRST FED BANKSHARES INC	FFSX	40
FIRST FED NOR MICH BANCORP	FFNM	40
FIRST FEDERAL BANCSHARES/AR	FFBH	40
FIRST FEDERAL FINANCIAL SVCS	FFFS	40
FIRST FINANCIAL CORP/IN	THFF	40
FIRST FINANCIAL CORP/TX	4069B	40
FIRST FINANCIAL HOLDINGS INC	FFCH	40

FIRST FINANCIAL SERVICE CORP	FFKY	40
FIRST FINL BANCORP INC/OH	FFBC	40
FIRST FINL BANCSHARES INC	FFIN	40
FIRST FRANKLIN CORP	FFHS	40
FIRST HORIZON NATIONAL CORP	FHN	40
FIRST INDIANA CORP	FINB	40
FIRST INDL REALTY TRUST INC	FR	40
FIRST INVEST FINL SVCS GROUP	3FIFS	40
FIRST KEYSTONE CORP	3FKYS	40
FIRST KEYSTONE FINL INC	FKFS	40
FIRST LONG ISLAND CORP	FLIC	40
FIRST M&F CORP	FMFC	40
FIRST MARBLEHEAD CORP	FMD	40
FIRST MARINER BANCORP	FMAR	40
FIRST MERCHANTS CORP	FRME	40
FIRST MIDWEST BANCORP INC	FMBI	40
FIRST MONTAUK FINL CORP	3FMFK	40
FIRST MUTUAL BANCSHARES INC	FMSB	40
FIRST NATIONAL BANCSHS FL IN	FBMT	40
FIRST NATL CMNTY BANCORP INC	3FNCB	40
FIRST NATL LINCOLN CORP/ME	FNLC	40
FIRST NIAGARA FINL GRP INC	FNFG	40
FIRST NILES FINANCIAL INC	FNFI	40
FIRST NLC FINL SVCS INC-REDH	NLCF	40
FIRST NORTHN CMNTY BANCORP	3FNRN	40
FIRST PACTRUST BANCORP	FPTB	40
FIRST PLACE FINANCIAL CP/DE	FPFC	40
FIRST POTOMAC REALTY TRUST	FPO	40
FIRST REGIONAL BANCORP	FRGB	40
FIRST REPUBLIC BANK	FRC	40
FIRST ROBINSON FINL CORP	3FRFC	40
FIRST SOUTH BANCORP INC/VA	FSBK	40
FIRST SOUTHN BANCSHARES INC	3FSTH	40
FIRST STATE BANCORPORATION	FSNM	40
FIRST STATE FINANCIAL CP/FL	FSTF	40
FIRST UNION RE EQ & MTG INV	FUR	40
FIRST UTD CORP	FUNC	40
FIRST WEST VIRGINIA BANCORP	FWV	40
FIRSTBANK CORP	FBMI	40
FIRSTBANK NW CORP/DE	FBNW	40
FIRSTCITY FINANCIAL CORP	FCFC	40
FIRSTFED BANCORP INC	FFDB	40
FIRSTFED FINANCIAL CORP/CA	FED	40
FIRSTMERIT CORP	FMER	40
FLAG FINANCIAL CORP	FLAG	40
FLAGSTAR BANCORP INC	FBC	40
FLUSHING FINANCIAL CORP	FFIC	40
FMS FINANCIAL CORP	FMCO	40
FNB CORP/NC	FNBN	40
FNB FINANCIAL SERVICES CORP	FNBF	40
FOG CUTTER CAPITAL GROUP INC	FCCG	40
FOOTHILL INDPT BANCORP	FOOT	40

FORD MOTOR CREDIT CO	F1	40
FOREST CITY ENTRPRS -CL A	FCE.A	40
FPB BANCORP INC -REDH	0735B	40
FPIC INSURANCE GROUP INC	FPIC	40
FRANKFORT FIRST BANCORP INC	FKKY	40
FRANKLIN BANK CORP	FBTX	40
FRANKLIN FINL SVCS CORP	3FRAF	40
FRANKLIN RESOURCES INC	BEN	40
FRAWLEY CORP	FRWL	40
FREMONT GENERAL CORP	FMT	40
FRIEDMN BILLINGS RMSY -CL A	FBR	40
FRMO CORP	3FRMO	40
FRONTIER FINANCIAL CORP/WA	FTBK	40
FRONTLINE CAPITAL GROUP	FLCGQ	40
FST OAK BROOK BANCSHR -CL A	FOBB	40
FULTON BANCSHARES CORP	3FULB	40
FULTON FINANCIAL CORP	FULT	40
G B & T BANCSHARES INC	GBTB	40
GABELLI ASSET MGMT INC	GBL	40
GABLES RESIDENTIAL TRUST	GBP	40
GAINSCO INC	3GNAC	40
GATEWAY FINANCIAL HLDGS INC	GBTS	40
GATX CAPITAL CORP	GMT3	40
GENERAL CREDIT CORP	GNIZQ	40
GENERAL ELECTRIC CAP CORP	GE1	40
GENERAL ELECTRIC CAPITAL SVC	GE2	40
GENERAL GROWTH PPTYS INC	GGP	40
GENERAL MOTORS ACCEPTANCE CF	GM1	40
GENESIS FINANCIAL INC-REDH	GFNL	40
GENEVA FINANCIAL CORP	GNVN	40
GENWORTH FINANCIAL INC	GNW	40
GEORGIA BANCSHARES INC	3GABA	40
GEORGIA BANK FINANCIAL CORP	3GBFP	40
GEORGIA CAROLINA BANCSHARES	3GECR	40
GERMAN AMERICAN BANCORP	GABC	40
GETTY REALTY CORP	GTY	40
GFI GROUP INC	GFIG	40
GFSB BANCORP INC	GUPB	40
GILMAN & CIOCIA INC	GTAX	40
GLACIER BANCORP INC	GBCI	40
GLADSTONE CAPITAL CORP	GLAD	40
GLADSTONE COMMERCIAL CORP	GOOD	40
GLEN BURNIE BANCORP	GLBZ	40
GLENBOROUGH REALTY TRUST INC	GLB	40
GLIMCHER REALTY TRUST	GRT	40
GLOBAL AXCESS CORP	3GAXC	40
GLOBAL SIGNAL INC	GSL	40
GMH COMMUNITIES TRUST	GCT	40
GOLD BANC CORP INC	GLDB	40
GOLDEN WEST FINANCIAL CORP	GDW	40
GOLDMAN SACHS GROUP INC	GS	40
GORAN CAPITAL INC	GNCN	40

GOUVERNEUR BANCORP INC	GOV	40
GOVERNMENT PROPERTIES TRUST	GPP	40
GRAMERCY CAPITAL CORP	GKK	40
GREAT AMERICAN BANCORP INC	3GTPS	40
GREAT AMERN FINL RESOURCES	GFR	40
GREAT PEE DEE BANCORP INC	PEDE	40
GREAT SOUTHERN BANCORP	GSBC	40
GREAT-WEST LIFE & ANNUITY IN	GWL.1	40
GREATER ATLANTIC FINANCIAL	GAFC	40
GREATER BAY BANCORP	GBBK	40
GREATER COMMUNITY BANCORP	GFLS	40
GREATER DEL VALLEY SVGS BANK	ALLB	40
GREENE CNTY BANCHARES INC	GCBS	40
GREENE COUNTY BANCORP INC	GCBC	40
GREENHILL & CO INC	GHL	40
GREENVILLE FIRST BANCSHARES	GVBK	40
GRUBB & ELLIS CO	3GBEL	40
GRUPO FINANCIERO GALICIA-ADR	GGAL	40
GS FINANCIAL CORP	GSLA	40
GUARANTY BANCSHARES INC/TX	GNTY	40
GUARANTY FED BANCSHARES INC	GFED	40
GUARDIAN LIFE INS CO OF AMER	9774B	40
GYRODYNE CO OF AMERICA INC	GYRO	40
HABERSHAM BANCORP INC	HABC	40
HALLMARK FINL SVCS INC	HAF.EC	40
HAMPTON CONSULTING CORP	HCNP	40
HANCOCK HOLDING CO	HBHC	40
HANMI FINANCIAL CORP	HAFC	40
HANOVER CAPITAL MTG HOLDINGS	HCM	40
HARBOR FLORIDA BANCSHARES	HARB	40
HARBOR GLOBAL CO LTD	3HRBGF	40
HARLEYSVILLE GROUP INC	HGIC	40
HARLEYSVILLE NATL CORP/PA	HNBC	40
HARLEYSVILLE SVGS FINL CORP	HARL	40
HARRINGTON WEST FINL GROUP	HWFG	40
HARRIS & HARRIS GROUP	TINY	40
HARTFORD FINL SVCS GRP INC	HIG	40
HARTFORD LIFE INSURANCE CO	9627A	40
HCC INSURANCE HOLDINGS INC	HCC	40
HDFC BANK LTD -ADR	HDB	40
HEALTH CARE PPTYS INVEST INC	HCP	40
HEALTH CARE REIT INC	HCN	40
HEALTHCARE REALTY TRUST INC	HR	40
HEARTLAND BANCSHARES INC IND	3HRTB	40
HEARTLAND FINANCIAL USA INC	HTLF	40
HEARTLAND PARTNERS -LP-CL A	HTL	40
HEMLOCK FED FINL CORP	HMKF	40
HERITAGE BANKSHARES INC	3HBKSE	40
HERITAGE COMMERCE CORP	HTBK	40
HERITAGE FINL CORP/WA	HFWA	40
HERITAGE PPTY INVESTMENT TR	HTG	40
HERSHA HOSPITALITY TRUST	HT	40

HF FINANCIAL CORP	HFFC	40
HIBERNIA CORP -CL A	HIB	40
HIGHLAND HOSPITALITY CORP	HIH	40
HIGHWOODS PROPERTIES INC	HIW	40
HILB ROGAL & HOBBS CO	HRH	40
HINGHAM INSTN FOR SAVINGS	HIFS	40
HMG COURTLAND PROPERTIES	HMG	40
HMN FINANCIAL INC	HMNF	40
HOLOBEAM INC	3HOOB	40
HOME CITY FINANCIAL CORP	HCFC	40
HOME FED BANCORP/IN	HOMF	40
HOME FEDERAL BANCORP INC	HOME	40
HOME FINANCIAL BANCORP	HWEN	40
HOME LOAN FINANCIAL CORP	HLFC	40
HOME PROPERTIES INC	HME	40
HOMEBANC CORP	HMB	40
HOMEFED CORP	3HOFD	40
HOMEGOLD FINANCIAL INC	HGFNQ	40
HOMELAND SECURITY NETWRK INC	HSYN	40
HOPFED BANCORP INC	HFBC	40
HORACE MANN EDUCATORS CORP	HMN	40
HORIZON BANCORP/IN	HBNC	40
HORIZON FINANCIAL CORP/WA	HRZB	40
HORIZON FINANCIAL SVCS CP	3HZFS	40
HORIZON GROUP PROPERTIES INC	HGPI	40
HOSPITALITY PROPERTIES TRUST	HPT	40
HOST MARRIOTT CORP	HMT	40
HOUSEHOLD FINANCE CORP	HI2	40
HRPT PROPERTIES TRUST	HRP	40
HSBC HOLDINGS PLC -ADR	HBC	40
HUB INTERNATIONAL LTD	HBG	40
HUDSON CITY BANCORP INC	HCBK	40
HUDSON UNITED BANCORP	HU	40
HUDSON VALLEY HLDG CORP	3HUVL	40
HUMPHREY HOSPITALITY TR INC	HUMP	40
HUNTINGTON BANCSHARES	HBAN	40
IBERIABANK CORP	IBKC	40
IBT BANCORP INC	IRW	40
ICICI BANK LTD -ADR	IBN	40
ILX RESORTS INC	ILX	40
IMPAC MORTGAGE HLDGS INC	IMH	40
INAMERICA CORP	INAO	40
INCOME OPPORTUNITY RLTY INVS	IOT	40
INDEPENDENCE CMNTY BK CORP	ICBC	40
INDEPENDENCE FED SVGS BK	IFSB	40
INDEPENDENCE HOLDING CO	IHC	40
INDEPENDENT BANK CORP/MA	INDB	40
INDEPENDENT BANK CORP/MI	IBCP	40
INDIAN VILLAGE BANCORP	3IDVB	40
INDYMAC BANCORP INC	NDE	40
INFINITY PROPERTY & CAS CORP	IPCC	40
ING GROEP NV -ADR	ING	40

ING LIFE INS & ANNUITY CO	9625A	40
INLAND REAL ESTATE CORP	IRC	40
INNKEEPERS USA TRUST	KPA	40
INNSUITES HOSPITALITY TR	IHT	40
INSTINET GROUP INC	INGP	40
INTEGRA BANK CORP	IBNK	40
INTEGRITY FINANCIAL CORP	IFCB	40
INTEGRITY MUTUAL FUNDS INC	3IMFD	40
INTERCHANGE FINL SVCS CP/NJ	IFCJ	40
INTERCONTINENTALEXCHNGE-REDH	ICE	40
INTERGROUP CORP	INTG	40
INTERNATIONAL ASSETS HLDG CP	IAAC	40
INTERSTATE GENERAL CO -LP	IGLPA	40
INTERVEST BANCSHARES CORP	IBCA	40
INTL BANCSHARES CORP	IBOC	40
INTL SECURITIES EXCHANGE	ISE	40
INTREPID HOLDINGS INC	3ITPD	40
INVESTMENT TECHNOLOGY GP INC	ITG	40
INVESTORS CAPITAL HLDGS LTD	ICH	40
INVESTORS FINANCIAL SVCS CP	IFIN	40
INVESTORS REAL ESTATE TRUST	IRETS	40
INVESTORS TITLE CO	ITIC	40
IPC HOLDINGS LTD	IPCR	40
IRSA INVERSIONES Y REP -GDR	IRS	40
IRWIN FINANCIAL CORP	IFC	40
ISTAR FINANCIAL INC	SFI	40
ITLA CAPITAL CORP	ITLA	40
JACKSONVILLE BANCORP INC/FL	JAXB	40
JACKSONVILLE BANCORP INC/IL	JXSB	40
JAMES MONROE BANCORP INC	JMBI	40
JANUS CAPITAL GROUP INC	JNS	40
JARDINE MATHESON HLDGS -ADR	JMHLY	40
JB OXFORD HOLDINGS INC	JBOH	40
JEFFERIES GROUP INC	JEF	40
JEFFERSON BANCSHARES INC/TN	JFBI	40
JEFFERSON-PILOT CORP	JP	40
JEFFERSONVILLE BANCORP	JFBC	40
JER INVESTORS TRUST INC-REDH	JRT	40
JONES FINANCIAL COS -LP	4779B	40
JONES LANG LASALLE INC	JLL	40
JPMORGAN CHASE & CO	JPM	40
K-FED BANCORP	KFED	40
KANSAS CITY LIFE INS CO	KCLI	40
KEARNY FINANCIAL CORP	KRNY	40
KENNEDY-WILSON INC	KWIC	40
KENT FINANCIAL SVCS	KENT	40
KENTUCKY FIRST FEDERAL BNCRP	KFFB	40
KENTUCKY INVESTORS INC	3KINV	40
KEYCORP	KEY	40
KILROY REALTY CORP	KRC	40
KIMCO REALTY CORP	KIM	40
KINGSWAY FINANCIAL SVCS INC	KFS	40

KIRLIN HOLDING CORP	KILN	40
KITE REALTY GROUP TRUST	KRG	40
KMG AMERICA CORP	KMA	40
KNBT BANCORP INC	KNBT	40
KNIGHT TRADING GROUP INC	NITE	40
KOOKMIN BANK -ADR	KB	40
KRAMONT REALTY TRUST	KRT	40
KS BANCORP INC	3KSBI	40
LA QUINTA PROPERTIES INC	0269B	40
LABRANCHE & CO INC	LAB	40
LADENBURG THALMANN FINL SERV	LTS	40
LAIDLAW GLOBAL CORP	LWGB	40
LAKELAND BANCORP INC	LBAI	40
LAKELAND FINANCIAL CORP	LKFN	40
LANDAMERICA FINANCIAL GP	LFG	40
LANDMARK BANCORP INC/KS	LARK	40
LASALLE HOTEL PROPERTIES	LHO	40
LAUREL CAP GROUP INC	LARL	40
LAZARD LTD-REDH	LAZ	40
LCNB CORP	3LCNB	40
LEE COUNTY BANCSHARES-REDH	0435B	40
LEESPORT FINANCIAL CORP	FLPB	40
LEGG MASON INC	LM	40
LEHMAN BROTHERS HOLDINGS INC	LEH	40
LEUCADIA NATIONAL CORP	LUK	40
LEXINGTON CORP PPTYS TRUST	LXP	40
LIBERTY MUTUAL INS GRP	9761B	40
LIBERTY PROPERTY TRUST	LRY	40
LIBERTY SELF-STOR INC	3LSSI	40
LIFE PARTNERS HOLDINGS INC	LPHI	40
LINCOLN BANCORP/IN	LNCB	40
LINCOLN NATIONAL CORP	LNC	40
LINCORP HOLDINGS INC	3LCPH	40
LLOYDS TSB GROUP PLC -ADR	LYG	40
LNB BANCORP INC	LNBB	40
LOEWS CORP	LTR	40
LOEWS CORP-CONSOLIDATED	LTCG.CM	40
LOGANSPORT FINANCIAL CORP	LOGN	40
LONG ISLAND FINANCIAL CORP	LICB	40
LSB BANCSHARES INC/NC	LXBK	40
LSB CORP	LSBX	40
LSB FINANCIAL CORP	LSBI	40
LTC PROPERTIES INC	LTC	40
LUMINENT MORTGAGE CAPITAL	LUM	40
LYDIAN TRUST CO-REDH	LYDN	40
M & T BANK CORP	MTB	40
MACATAWA BANK CORP	MCBC	40
MACC PRIVATE EQUITIES INC	MACC	40
MACERICH CO	MAC	40
MACK-CALI REALTY CORP	CLI	40
MACKINAC FINANCIAL CORP	MFNC	40
MAF BANCORP INC	MAFB	40

MAGUIRE PROPERTIES INC	MPG	40
MAIN STREET BANKS INC	MSBK	40
MAIN STREET TRUST INC	3MSTI	40
MAINSOURCE FINL GROUP INC	MSFG	40
MANULIFE FINANCIAL CORP	MFC	40
MARINA CAPITAL INC	3MRNAE	40
MARKEL CORP	MKL	40
MARKETAXESS HLDGS INC	MKTX	40
MARLIN BUSINESS SERVICES INC	MRLN	40
MARSH & MCLENNAN COS	MMC	40
MARSHALL & ILSLEY CORP	MI	40
MASSBANK CORP READING MA	MASB	40
MATRIX BANCORP INC	MTXC	40
MAX RE CAPITAL LTD	MXRE	40
MAXCOR FINANCIAL GROUP INC	MAXF	40
MAXUS REALTY TRUST INC	MRTI	40
MAYFLOWER CO-OPERATIVE BK/MA	MFLR	40
MAYS (J.W.) INC	MAYS	40
MB FINANCIAL INC	MBFI	40
MBIA INC	MBI	40
MBNA CORP	KRB	40
MBT FINANCIAL CORP	MBTF	40
MCF CORP	MEM	40
MCG CAPITAL CORP	MCGC	40
MEADOWBROOK INS GROUP INC	MIG	40
MEDALLION FINANCIAL CORP	TAXI	40
MEDICAL PROPERTIES TRST-REDH	MPW	40
MEGA GROUP INC	MGIN	40
MELLON FINANCIAL CORP	MEL	40
MERCANTILE BANCORP INC/IL	MBR	40
MERCANTILE BANK CORP	MBWM	40
MERCANTILE BANKSHARES CORP	MRBK	40
MERCER INSURANCE GROUP INC	MIGP	40
MERCHANTS & MFRS BANCORP INC	3MMBI	40
MERCHANTS BANCSHARES INC/VT	MBVT	40
MERCHANTS GROUP INC	MGP	40
MERCURY GENERAL CORP	MCY	40
MEREDITH ENTERPRISES INC	MPQ	40
MERISTAR HOSPITALITY CORP	MHX	40
MERRILL LYNCH & CO INC	MER	40
MERRILL LYNCH CANADA CP HLDR	HCH	40
MERRILL LYNCH LIFE INSUR CO	MER1	40
MERRILL MERCHANTS BANCSHARES	MERB	40
MERRY LAND PROPERTIES INC	MRYP	40
META FINANCIAL GROUP INC	CASH	40
METLIFE INC	MET	40
METRIS COMPANIES INC	MXT	40
METROCORP BANCSHARES INC	MCBI	40
METROPOLITAN LIFE INS	9764B	40
METROPOLITN MTG & SEC -CL A	3MEMG	40
MFA MORTGAGE INVESTMENTS INC	MFA	40
MFB CORP	MFBC	40

MFC BANCORP LTD	MXBIF	40
MGIC INVESTMENT CORP/WI	MTG	40
MHI HOSPITALITY CORP	MDH	40
MI DEVELOPMENTS INC	MIM	40
MICROFINANCIAL INC	MFI	40
MID PENN BANCORP INC	MBP	40
MID-AMERICA APT CMNTYS INC	MAA	40
MID-STATE BANCSHARES	MDST	40
MIDDLEBURG FINANCIAL CORP	MBRG	40
MIDLAND CO	MLAN	40
MIDSOUTH BANCORP INC	MSL	40
MIDWEST BANC HLDGS INC	MBHI	40
MIDWESTONE FINANCIAL GROUP	OSKY	40
MIIX GROUP INC	MIIX	40
MILLEA HOLDINGS INC -ADR	MLEA	40
MILLENNIUM BANKSHARES CORP	MBVA	40
MILLER INDUSTRIES INC	MLLS	40
MILLS CORP	MLS	40
MISSION WEST PROPERTIES INC	MSW	40
MITSUBISHI TOKYO FINL -ADR	MTF	40
MONARCH COMMUNITY BANCORP	MCBF	40
MONEYFLOW SYSTEMS INTL INC	3MFLW	40
MONEYGRAM INTERNATIONAL INC	MGI	40
MONEYGRAM INTL INC-PRO FORMA	MGI.R	40
MONMOUTH CAPITAL CORP	MONM	40
MONMOUTH RE INVEST CP -CL A	MNRTA	40
MONROE BANCORP	MROE	40
MONTPELIER RE HOLDINGS	MRH	40
MOODY'S CORP	MCO	40
MORGAN STANLEY	MWD	40
MORTGAGEIT HOLDINGS INC	MHL	40
MUNICIPAL MTG & EQUITY L L C	MMA	40
MUTUALFIRST FINANCIAL INC	MFSF	40
MVB FINANCIAL CORP-REDH	MVBF	40
N B T BANCORP INC	NBTB	40
NARA BANCORP INC	NARAE	40
NASB FINANCIAL INC	NASB	40
NASDAQ STOCK MARKET INC	NDAQ	40
NATIONAL ATLANTIC HOLDINGS	NAHC	40
NATIONAL AUSTRALIA BK -ADS	NAB	40
NATIONAL BANCSHARES CP/OH	3NBOH	40
NATIONAL BANKSHARES INC VA	NKSH	40
NATIONAL CITY CORP	NCC	40
NATIONAL FINANCIAL PRTNRS CP	NFP	40
NATIONAL HEALTH INVS INC	NHI	40
NATIONAL HEALTH REALTY INC	NHR	40
NATIONAL INTERSTATE CORP	NATL	40
NATIONAL PENN BANCSHARES INC	NPBC	40
NATIONAL PROPERTIES CORP	3NAPE	40
NATIONAL RURAL UTIL COOP CP	2381A	40
NATIONAL SEC GROUP INC	NSEC	40
NATIONAL WESTERN LIFE -CL A	NWLIA	40

NATIONWIDE FINL SVCS -CL A	NFS	40
NATIONWIDE HEALTH PPTYS INC	NHP	40
NATIONWIDE INS ENTERPRISES	9801B	40
NATL BANK GREECE SA -ADR	NBG	40
NATL MERCANTILE BANCORP	MBLA	40
NAUGATUCK VALLEY FINANCIAL	NVSL	40
NAVIGATORS GROUP INC	NAVG	40
NAVISTAR FINANCIAL CORP	NAV1	40
NB & T FINANCIAL GROUP INC	NBTF	40
NBC CAPITAL CORP	NBY	40
NCRIC GROUP INC	NCRI	40
NELNET INC	NNI	40
NETBANK INC	NTBK	40
NEW CENTURY FINANCIAL CORP	NEW	40
NEW ENGLAND REALTY ASSC -LP	NEN	40
NEW HAMPSHIRE THRIFT BNCSHRS	NHTB	40
NEW PLAN EXCEL REALTY TR	NXL	40
NEW VALLEY CORP	NVAL	40
NEW YORK CMNTY BANCORP INC	NYB	40
NEW YORK LIFE INSURANCE	9845B	40
NEW YORK MORTGAGE TRUST INC	NTR	40
NEWALLIANCE BANCSHARES INC	NAL	40
NEWBRIDGE CAPITAL INC	NBGC	40
NEWCASTLE INVESTMENT CORP	NCT	40
NEWMIL BANCORP INC	NMIL	40
NEWTEK BUSINESS SERVICES INC	NKBS	40
NEXTCARD INC	NXCDQ	40
NICHOLAS FINANCIAL INC	NICK	40
NISSIN CO LTD -ADR	NIS	40
NOMURA HOLDINGS INC -ADR	NMR	40
NORTH BAY BANCORP/CA	NBAN	40
NORTH CENTRAL BANCSHARES INC	FFFD	40
NORTH FORK BANCORPORATION	NFB	40
NORTH POINTE HOLDINGS-REDH	NPTE	40
NORTH VALLEY BANCORP	NOVB	40
NORTHEAST BANCRP	NBN	40
NORTHEAST INDIANA BANCORP	NEIB	40
NORTHEAST MORTGAGE CORP-RED	0345B	40
NORTHEAST PA FINL CORP	NEPF	40
NORTHERN EMPIRE BANCSHARE	3NREB	40
NORTHERN STS FINL CORP	NSFC	40
NORTHERN TRUST CORP	NTRS	40
NORTHRIM BANCORP INC	NRIM	40
NORTHSTAR REALTY FINANCE CP	NRF	40
NORTHWAY FINANCIAL INC	NWFI	40
NORTHWEST BANCORP INC	NWSB	40
NORTHWESTERN MUTUAL LIFE INS	9745B	40
NORWOOD FINANCIAL CORP	NWFL	40
NOVASTAR FINANCIAL INC	NFI	40
NRG INC	3NRGD	40
NUVEEN INVESTMENTS -CL A	JNC	40
NYMAGIC INC	NYM	40

O & Y PROPERTIES CORP	9887B	40
OAK HILL FINANCIAL INC	OAKF	40
OAK STREET FIN SRVC INC-REDH	OAKS	40
OCEAN SHORE HOLDING CO	OSHC	40
OCEAN WEST HOLDING CORP	3OWHC	40
OCEANFIRST FINANCIAL CORP	OCFC	40
OCWEN FINANCIAL CORP	OCN	40
ODYSSEY RE HOLDINGS CORP	ORH	40
OHIO CASUALTY CORP	OCAS	40
OHIO LEGACY CORP	OLCB	40
OHIO VALLEY BANC CORP	OVBC	40
OLD LINE BANCSHARES INC	OLBK	40
OLD NATIONAL BANCORP	ONB	40
OLD POINT FINANCIAL CORP	OPOF	40
OLD REPUBLIC INTL CORP	ORI	40
OLD SECOND BANCORP INC/IL	OSBC	40
OLYMPIC CASCADE FINL	3OLYD	40
OMEGA FINANCIAL CORP	OMEF	40
OMEGA HEALTHCARE INVS INC	OHI	40
ONE LIBERTY PROPERTIES INC	OLP	40
ONECAP	3ONEA	40
ONEIDA FINANCIAL CORP	ONFC	40
OPPENHEIMER HLDGS INC -CL A	OPY	40
OPTIMUMBANK HOLDINGS INC	OPHC	40
OPTIONSXPRESS HOLDINGS INC	OXPS	40
ORIENTAL FINANCIAL GROUP INC	OFG	40
ORIGEN FINANCIAL INC	ORGN	40
ORIX CORP -ADR	IX	40
ORRSTOWN FINANCIAL SVCS INC	3ORRF	40
PAB BANKSHARES INC	PAB	40
PACCAR FINANCIAL CORP	PCAR1	40
PACIFIC CAPITAL BANCORP	PCBC	40
PACIFIC CONTINENTAL CORP	PCBK	40
PACIFIC LIFE INSURANCE CO	9762B	40
PACIFIC MERCANTILE BANCORP	PMBC	40
PACIFIC PREMIER BANCORP INC	PPBI	40
PALMETTO REAL ESTATE TRUST	PTTTS	40
PAMRAPO BANCORP INC	PBCI	40
PAN PAC RETAIL PPTYS INC	PNP	40
PANAMERICAN BANCORP	PNB	40
PARAGON R E EQTY & INV TRUST	PRG	40
PARK BANCORP INC	PFED	40
PARK NATIONAL CORP	PRK	40
PARKE BANK	PKBK	40
PARKVALE FINANCIAL CORP	PVSA	40
PARKWAY PROPERTIES INC	PKY	40
PARTNERRE LTD	PRE	40
PARTNERS TRUST FINL GRP INC	PRTR	40
PATHFINDER BANCORP INC	PBHC	40
PATIENT SAFETY TECHNOLOGIES	PST	40
PATRIOT NATIONAL BANCORP INC	PNBK	40
PAULA FINANCIAL/DE	PFCO	40

PAULSON CAPITAL CORP	PLCC	40
PAY-O-MATIC CORP	PAYO	40
PDVSA FINANCE LTD	0210B	40
PEAPACK-GLADSTONE FINL CORP	PGC	40
PELICAN FINANCIAL INC	PFI	40
PENN TREATY AMERN CORP	PTA	40
PENNEY (J C) FUNDING CORP	JCP1	40
PENNFED FINANCIAL SVCS INC	PFSB	40
PENNROCK FINANCIAL SVCS	PRFS	40
PENNS WOODS BANCORP INC	PWOD	40
PENNSYLVANIA COMM BANCORP	COBH	40
PENNSYLVANIA RE INVS TRUST	PEI	40
PEOPLE'S BANK/CT	PBCT	40
PEOPLES BANCORP AUBURN IN	PFDC	40
PEOPLES BANCORP INC/OH	PEBO	40
PEOPLES BANCORP NC INC	PEBK	40
PEOPLES BANCTRUST INC	PBTC	40
PEOPLES CMNTY BANCORP INC	PCBI	40
PEOPLES FINANCIAL CORP/MS	PFBX	40
PEOPLES-SIDNEY FINL CORP	PSFC	40
PERPETUAL FEDERAL SAVINGS BK	3PFOH	40
PFF BANCORP INC	PFB	40
PFS BANCORP INC	PBNC	40
PGI INC	PGAI	40
PHASE III MEDICAL INC	3PHSM	40
PHILADELPHIA CONS HLDG CORP	PHLY	40
PHILIPS INTL REALTY CORP	PHIR	40
PHOENIX COMPANIES INC	PNX	40
PINNACLE BANCSHARES	PLE	40
PINNACLE FINL PARTNERS INC	PNFP	40
PIPER JAFFRAY COS INC	PJC	40
PITNEY BOWES CREDIT CORP	PBI1	40
PITTSBURGH & W VA RAILROAD	PW	40
PLACER SIERRA BANCSHARES	PLSB	40
PLATINUM UNDERWRITERS HLDG	PTP	40
PLUM CREEK TIMBER CO INC	PCL	40
PMA CAPITAL CORP	PMACA	40
PMC COMMERCIAL TRUST	PCC	40
PMI GROUP INC	PMI	40
PNC FINANCIAL SVCS GROUP INC	PNC	40
POCAHONTAS BANCORP INC	PFSL	40
POINTE FINANCIAL CORP	PNTE	40
POPULAR INC	BPOP	40
PORT FINANCIAL CORP	PORT	40
POST PROPERTIES INC	PPS	40
PREMIER CMNTY BANKSHARES INC	PREM	40
PREMIER FINL BANCORP INC	PFBI	40
PREMIERWEST BANCORP	PRWT	40
PRENTISS PROPERTIES TRUST	PP	40
PRESIDENTIAL LIFE CORP	PLFE	40
PRESIDENTIAL RLTY NEW -CL B	PDL.B	40
PRICE (T. ROWE) GROUP	TROW	40

PRIME GROUP REALTY TRUST	PGE	40
PRIMUS GUARANTY LTD	PRS	40
PRINCETON NATL BANCORP INC	PNBC	40
PRINCIPAL FINANCIAL GRP INC	PFG	40
PRIVATEBANCORP INC	PVTB	40
PROASSURANCE CORP	PRA	40
PROCENTURY CORP	PROS	40
PROGRESSIVE CORP-OHIO	PGR	40
PROLOGIS	PLD	40
PROSPERITY BANCSHARES INC	PRSP	40
PROTECTIVE LIFE CORP	PL	40
PROVIDENT BANCORP INC	PBCP	40
PROVIDENT BANKSHARES CORP	PBKS	40
PROVIDENT FINANCIAL SVCS INC	PFS	40
PROVIDENT FINL HLDGS INC	PROV	40
PROVIDIAN FINANCIAL CORP	PVN	40
PRUDENTIAL BANCP INC/PA-REDH	PBIP	40
PRUDENTIAL FINANCIAL INC	PRU	40
PRUDENTIAL INSUR CO OF AMER	8802B	40
PRUDENTIAL PLC -ADR	PUK	40
PS BUSINESS PARKS	PSB	40
PSB BANCORP INC	PSBI	40
PSB HOLDINGS INC	PSBH	40
PSS INC	PSSS	40
PUBLIC STORAGE INC	PSA	40
PULASKI FINANCIAL CORP	PULB	40
PVF CAPITAL CORP	PVFC	40
PXRE GROUP LTD	PXT	40
QC HOLDINGS INC	QCCO	40
QCR HOLDINGS INC	QCRH	40
QUANTA CAPITAL HOLDINGS LTD	QNTA	40
QUOTESMITH.COM INC	QUOT	40
R&G FINANCIAL CORP -CL B	RGF	40
RADIAN GROUP INC	RDN	40
RAIKE FINANCIAL GROUP INC	3RKFG	40
RAINIER PACIFIC FINL GRP INC	RPFG	40
RAIT INVESTMENT TRUST	RAS	40
RAMCO-GERSHENSON PROPERTIES	RPT	40
RAND CAPITAL CORP	RAND	40
RAYMOND JAMES FINANCIAL CORP	RJF	40
RAYONIER INC	RYN	40
REALTY INCOME CORP	O	40
RECEIVABLE ACQUISITION &MGMT	3RCVA	40
RECKSON ASSOCS RLTY CORP	RA	40
REDWOOD EMPIRE BANCORP	REBC	40
REDWOOD TRUST INC	RWT	40
REFCO INC -REDH	RFX	40
REGENCY CENTERS CORP	REG	40
REGIONS FINANCIAL CORP	RF	40
REGIONS FINL CORP-PRO FORMA	RF.P	40
REINSURANCE GROUP AMER INC	RGA	40
RENAISSANCERE HOLDINGS LTD	RNR	40

RENASANT CORP	RNST	40
REPUBLIC BANCORP INC	RBNC	40
REPUBLIC BANCORP INC/KY	RBCAA	40
REPUBLIC FIRST BANCORP INC	FRBK	40
REVENUE PROPERTIES CO LTD	RPCFF	40
REWARDS NETWORKS INC	IRN	40
RIGGS NATL CORP WASH D C	RIGS	40
RIVER VALLEY BANCORP	RIVR	40
RIVERVIEW BANCORP INC	RVSB	40
RLI CORP	RLI	40
ROBERTS REALTY INVESTORS INC	RPI	40
ROCKVILLE FINANCIAL INC-REDH	RCKB	40
ROME BANCORP INC	ROME	40
ROYAL & SUN ALLIANCE -ADR	RSA	40
ROYAL BANCSHARES/PA -CL A	RBPAA	40
ROYAL BANK OF SCOTLAND -ADR	RBS.PG	40
RS GROUP OF COMPANIES INC	3RSGC	40
RTW INC	RTWI	40
RUBBER TECHNOLOGY INTL INC	RTEK	40
RURBAN FINANCIAL CORP	RBNF	40
RUSH FINANCIAL TECHNOLOGIES	3RSHF	40
S & T BANCORP INC	STBA	40
S Y BANCORP INC	SYI	40
SAFE AUTO GROUP INC-REDH	SAIC	40
SAFECO CORP	SAFC	40
SAFETY INSURANCE GROUP INC	SAFT	40
SAGIENT RESEARCH SYSTEMS INC	3SRYS	40
SALISBURY BANCORP INC	SAL	40
SAN PAOLO-IMI SPA -ADR	IMI	40
SANDERS MORRIS HARRIS GROUP	SMHG	40
SANDY SPRING BANCORP INC	SASR	40
SANTA FE FINANCIAL CORP	3SFEF	40
SANTANDER BANCORP	SBP	40
SAUL CENTERS INC	BFS	40
SAVANNAH BANCORP INC	SAVB	40
SAXON CAPITAL INC	SAX	40
SCBT FINANCIAL CORP	SCBT	40
SCHWAB (CHARLES) CORP	SCH	40
SCOR -ADR	SCO	40
SCOTTISH RE GROUP LTD	SCT	40
SCPIE HOLDINGS INC	SKP	40
SE GLOBAL EQUITIES CORP	3SEGB	40
SEABRIGHT INSURANCE HLDGS	SEAB	40
SEACOAST BANKING CORP/FL	SBCF	40
SEARS ROEBUCK ACCEPTANCE CP	S1	40
SECURITY BANK CORP	SBKC	40
SECURITY NATL FINL CP -CL A	SNFCA	40
SEI INVESTMENTS CO	SEIC	40
SEIBELS BRUCE GROUP INC	SBBG	40
SELECTIVE INS GROUP INC	SIGI	40
SENIOR HOUSING PPTYS TRUST	SNH	40
SERVICE BANCORP INC	3SERC	40

SEVERN BANCORP INC	SVBI	40
SHINHAN FINL GRP CO LTD -ADR	SHG	40
SHORE BANCSHARES INC	SHBI	40
SHORE FINANCIAL CORP	SHBK	40
SHURGARD STORAGE CTRS -CL A	SHU	40
SI FINANCIAL GROUP INC	SIFI	40
SIEBERT FINANCIAL CORP	SIEB	40
SIEM INDUSTRIES INC	SEMUF	40
SIERRA BANCORP/CA	BSRR	40
SIGNATURE BANK/NY	SBNY	40
SILICON VY BANCSHARES	SIVB	40
SILVERADO FINANCIAL INC	3SLVO	40
SILVERLEAF RESORTS INC	3SVLF	40
SIMMONS FIRST NATL CP -CL A	SFNC	40
SIMON PPTY GRP INC-PRO FORMA	SPG.P	40
SIMON PROPERTY GROUP INC	SPG	40
SIZELER PROPERTY INVESTORS	SIZ	40
SKY FINANCIAL GROUP INC	SKYF	40
SL GREEN REALTY CORP	SLG	40
SLADE'S FERRY BANCORP	SFBC	40
SLM CORP	SLM	40
SMITHTOWN BANCORP INC	SMTB	40
SNB BANCSHARES INC/TX	SNBT	40
SOBIESKI BANCORP INC	SOBI	40
SOCIETE GENERALE FRANCE -ADR	SCGLY	40
SOMERSET HILLS BANCORP	SOMH	40
SONOMA VALLEY BANCORP	3SBNK	40
SONOMA WEST HOLDINGS INC	SWHI	40
SOUND FEDERAL BANCORP	SFFS	40
SOUTH FINANCIAL GROUP INC	TSFG	40
SOUTH STREET FINANCIAL CORP	SSFC	40
SOUTHCOAST FINANCIAL CORP	SOCB	40
SOUTHERN BANC CO INC	3SRNN	40
SOUTHERN CMNTY FINL CORP	SCMF	40
SOUTHERN CONN BANCORP INC	SSE	40
SOUTHERN MICH BANCORP INC	3SOMC	40
SOUTHERN MISSOURI BANCP INC	SMBC	40
SOUTHERN SECURITY LIFE INS	SSLI	40
SOUTHFIRST BANCSHARES INC	SZB	40
SOUTHSIDE BANCSHARES INC	SBSI	40
SOUTHWEST BANCORP INC	OKSB	40
SOUTHWEST GEORGIA FINL CORP	SGB	40
SOVEREIGN BANCORP INC	SOV	40
SOVEREIGN BANCORP-PRO FORMA	SOV.P	40
SOVRAN SELF STORAGE INC	SSS	40
SPECIALTY UNDERWRITERS	SUAI	40
SPIRIT FINANCE CORP	SFC	40
ST JOE CO	JOE	40
ST JOSEPH CAPITAL CORP	SJOE	40
ST PAUL TRAVELERS -PRO FORM	STA.R	40
ST PAUL TRAVELERS COS INC	STA	40
STANCORP FINL GROUP INC	SFG	40

STANDARD MANAGEMENT CORP	SMAN	40
STATE AUTO FINL CORP	STFC	40
STATE BANCORP/NY	STB	40
STATE FINL SVCS CORP -CL A	SFSW	40
STATE STREET CORP	STT	40
STERLING BANCORP/NY	STL	40
STERLING BANCSHRS/TX	SBIB	40
STERLING FINANCIAL CORP	SLFI	40
STERLING FINL CORP/WA	STSA	40
STEWART (W P) & CO LTD	WPL	40
STEWART INFORMATION SERVICES	STC	40
STIFEL FINANCIAL CORP	SF	40
STRATEGIC HOTEL CAPITAL INC	SLH	40
STRATFORD AMERICAN CORP	3STFA	40
STRATUS PROPERTIES INC	STRS	40
STUDENT LOAN CORP	STU	40
STURGIS BANCORP INC	STBI	40
SUFFOLK BANCORP	SUBK	40
SUMITOMO MITSUI FIN GP -ADR	SMFJY	40
SUMMIT BANCSHARES INC/TX	SBIT	40
SUMMIT BANK CORP/GA	SBGA	40
SUMMIT FINANCIAL CORP	SUMM	40
SUMMIT PROPERTIES INC	SMT	40
SUN BANCORP INC/NJ	SNBC	40
SUN COMMUNITIES INC	SUI	40
SUN LIFE FINANCIAL INC	SLF	40
SUNSET FINANCIAL RES INC	SFO	40
SUNSTONE HOTEL INVESTORS INC	SHO	40
SUNTRUST BANKS INC	STI	40
SUNTRUST BANKS INC-PRO FORMA	STI.R	40
SURETY CAPITAL CORP	SRYP	40
SUSQUEHANNA BANCSHARES INC	SUSQ	40
SUSSEX BANCORP	SBB	40
SUTTER HOLDINGS CO INC	3SRHI	40
SVB FINANCIAL SERVICES INC	SVBF	40
SWISS REINSURANCE CO -ADR	SWCEY	40
SWS GROUP INC	SWS	40
SYNERGY FINANCIAL GROUP INC	SYNF	40
SYNOVUS FINANCIAL CP	SNV	40
TANGER FACTORY OUTLET CTRS	SKT	40
TARPON COAST BANCORP INC	3TCBA	40
TARRAGON CORP	TARR	40
TAUBMAN CENTERS INC	TCO	40
TAYLOR CAP GROUP INC	TAYC	40
TCF FINANCIAL CORP	TCB	40
TD BANKNORTH INC	BNK	40
TEAM FINANCIAL INC	TFIN	40
TECHE HOLDING CO	TSH	40
TEJAS INC	3TEJS	40
TEJON RANCH CO	TRC	40
TEMPORARY FINANCIAL SVCS INC	3TPFS	40
TEXAS CAPITAL BANCSHARES INC	TCBI	40

TEXAS PACIFIC LAND TRUST	TPL	40
TEXAS REGL BCSHS INC -CL A	TRBS	40
TEXAS UTD BANCSHARES INC	TXUI	40
TEXTRON FINANCIAL CORP	0123B	40
TF FINANCIAL CORP	THRD	40
THACKERAY CORP	3THKY	40
THOMAS PROPERTIES GROUP	TPGI	40
THORNBURG MORTGAGE INC	TMA	40
THRIVENT FINL FOR LUTHERANS	9777B	40
TIAA-CREF	9933B	40
TIB FINANCIAL CORP	TIBB	40
TIERONE CORP	TONE	40
TIMBERLAND BANCORP INC	TSBK	40
TIS MORTGAGE INVESTMENT	TISM	40
TOMPKINSTRUSTCO INC	TMP	40
TORCHMARK CORP	TMK	40
TOWER BANCORP INC	3TOBC	40
TOWER FINANCIAL CORP	TOFC	40
TOWER GROUP INC	TWGP	40
TOWER PROPERTIES CO	3TPOP	40
TOWN & COUNTRY TRUST	TCT	40
TOYOTA MOTOR CREDIT CORP	5672A	40
TRADESTATION GROUP INC	TRAD	40
TRAMMELL CROW CO	TCC	40
TRANSATLANTIC HOLDINGS INC	TRH	40
TRANSCONTINENTAL RLTY	TCI	40
TRANSNATIONAL FINL NETWORK	TFN	40
TRENWICK GROUP LTD	TWKGQ	40
TRIAD GUARANTY INC	TGIC	40
TRICO BANCSHARES	TCBK	40
TRIZEC PROPERTIES INC	TRZ	40
TRUSTCO BANK CORP/NY	TRST	40
TRUSTMARK CORP	TRMK	40
TRUSTREET PROPERTIES INC	TSY	40
TWENTY SERVICES INC	2323B	40
U S B HOLDING INC	UBH	40
U S BANCORP	USB	40
U S GLOBAL INVS INC	GROW	40
U S RESTAURANT PROPERTIES	USV	40
U-STORE-IT TRUST	YSI	40
UBS AG	UBS	40
UCAP INC	UCAP	40
UCBH HOLDINGS INC	UCBH	40
UICI	UCI	40
UMB FINANCIAL CORP	UMBF	40
UMPQUA HOLDINGS CORP	UMPQ	40
UNIBANCO UNIAO DE BANC -GDR	UBB	40
UNICO AMERICAN CORP	UNAM	40
UNION BANKSHARES CORP	UBSH	40
UNION BANKSHARES INC	UNB	40
UNION CMNTY BANCORP	UCBC	40
UNION FINL BANCSHARES INC	UFBS	40

UNIONBANCAL CORP	UB	40
UNIONBANCORP INC	UBCD	40
UNITED AMERICA INDEMNITY LTD	INDM	40
UNITED BANCORP INC/OH	UBCP	40
UNITED BANCSHARES INC/OH	UBOH	40
UNITED BANKSHARES INC/WV	UBSI	40
UNITED CAPITAL CORP	AFP	40
UNITED COMMUNITY BANKS INC	UCBI	40
UNITED COMMUNITY FINL CORP	UCFC	40
UNITED DOMINION REALTY TRUST	UDR	40
UNITED FINANCIAL CORP/MN	UBMT	40
UNITED FINANCIAL MTG CORP	UFM	40
UNITED FIRE & CAS CO	UFCS	40
UNITED MEDICORP INC	3UMCI	40
UNITED MOBILE HOMES INC	UMH	40
UNITED OVERSEAS BANK -ADR	UOVEY	40
UNITED PANAM FINANCIAL CORP	UPFC	40
UNITED SEC BANCSHARES INC	USBI	40
UNITED SECURITY BANCSHARS CA	UBFO	40
UNITED TENN BANKSHARES INC	UTBI	40
UNITED TRUST GROUP INC	3UTGI	40
UNITRIN INC	UTR	40
UNITY BANCORP INC	UNTY	40
UNIVERSAL AMERICAN FINL CP	UHCO	40
UNIVERSAL HEALTH RLTY INCOME	UHT	40
UNIVERSAL INSURANCE HLDGS	3UVIH	40
UNIVERSITY BANCORP INC	UNIB	40
UNIVEST CORP OF PENNSYLVANIA	UVSP	40
UNIZAN FINANCIAL CORP	UNIZ	40
UNUMPROVIDENT CORP	UNM	40
URSTADT BIDDLE PROPERTIES	UBA	40
US REALTY PARTNERS -LP	YYLRA	40
USHEALTH GROUP INC	3USHE	40
USI HOLDINGS CORP	USIH	40
VAIL BANKS INC	VAIL	40
VALLEY BANCORP	VLLY	40
VALLEY NATIONAL BANCORP	VLY	40
VAN DER MOOLEN HLDG NV -ADR	VDM	40
VENTAS INC	VTR	40
VESTA INSURANCE GROUP INC	VTA	40
VESTIN GROUP INC	VSTN	40
VFINANCE INC	3VFIN	40
VIE FINANCIAL GROUP INC	VIFI	40
VINEYARD NATL BANCORP	VNBC	40
VIRGINIA COMM BANCORP INC	VCBI	40
VIRGINIA FINANCIAL GROUP	VFGI	40
VORNADO REALTY TRUST	VNO	40
VUBOTICS INC	VBTC	40
W HOLDING CO INC	WHI	40
W P CAREY & CO LLC	WPC	40
WACCAMAW BANKSHARES INC	WBNK	40
WACHOVIA CORP	WB	40

WADDELL&REED FINL INC -CL A	WDR	40
WAINWRIGHT BANK & TRUST CO	WAIN	40
WAKE FOREST BANCSHARES INC	3WAKE	40
WASHINGTON BANKING CO	WBCO	40
WASHINGTON FED INC	WFSL	40
WASHINGTON MUTUAL FINL CORP	WM1	40
WASHINGTON MUTUAL INC	WM	40
WASHINGTON REIT	WRE	40
WASHINGTON SVGS BANK F S B	WSB	40
WASHINGTON TR BANCORP INC	WASH	40
WASHTENAW GROUP INC	TWH	40
WAYNE SAVINGS BANCSHARES INC	WAYN	40
WEBFINANCIAL CORP	WEFN	40
WEBSTER CITY FED BANCORP	WCFB	40
WEBSTER FINANCIAL CORP	WBS	40
WEINGARTEN REALTY INVST	WRI	40
WELLS FARGO & CO	WFC	40
WELLS FINANCIAL CORP	WEFP	40
WELLSFORD REAL PPTYS INC	WRP	40
WESBANCO INC	WSBC	40
WESCO FINANCIAL CORP	WSC	40
WEST BANCORPORATION INC	WTBA	40
WEST COAST BANCORP/OR	WCBO	40
WESTAMERICA BANCORPORATION	WABC	40
WESTBANK CORP	WBKC	40
WESTCORP	WES	40
WESTERN SIERRA BANCORP	WSBA	40
WESTFIELD FINANCIAL INC	WFD	40
WESTLAND DEVELOPMENT	2461B	40
WESTPAC BANKING CORP -ADR	WBK	40
WESTWOOD HOLDINGS GROUP INC	WHG	40
WFS FINANCIAL INC	WFSI	40
WGNB CORP	WGNB	40
WHITE MTNS INS GROUP LTD	WTM	40
WHITNEY HOLDING CORP	WTNY	40
WILBER CORP	GIW	40
WILLIS GROUP HOLDINGS LTD	WSH	40
WILLOW GROVE BANCORP INC	WGBC	40
WILMINGTON TRUST CORP	WL	40
WILSHIRE BANCORP INC	WIBC	40
WILSHIRE ENTERPRISES INC	WOC	40
WINDROSE MEDICAL PPTYS TR	WRS	40
WINMILL & CO INC -CL A	WNMLA	40
WINSTON HOTELS INC	WXH	40
WINTRUST FINANCIAL CORP	WTFC	40
WOODFOREST FINANCIAL GP-REDH	WOOD	40
WOORI FINANCE HLDGS CO -ADR	WF	40
WORLD ACCEPTANCE CP/DE	WRLD	40
WORONOCO BANCORP INC	WRO	40
WSFS FINANCIAL CORP	WSFS	40
WVS FINANCIAL CORP	WVFC	40
XEROX CREDIT CORP	XRX1	40

XL CAPITAL LTD	XL	40
XPONENTIAL INC	3XPOI	40
YADKIN VALLEY BANK AND TRUST	YAVY	40
YARDVILLE NATIONAL BANCORP	YANB	40
ZENITH NATIONAL INSURANCE CP	ZNT	40
ZIEGLER CO INC	ZCOI	40
ZIONS BANCORPORATION	ZION	40
ZIPREALTY INC	ZIPR	40
1MAGE SOFTWARE INC	3ISOL	45
1ST NET TECHNOLOGIES INC	3FNTT	45
24/7 REAL MEDIA INC	TFSM	45
3COM CORP	COMS	45
3DO CO	THDOQ	45
3SI HOLDINGS INC	3TSIH	45
4NET SOFTWARE INC	3FNSI	45
724 SOLUTIONS INC	SVNX	45
8X8 INC	EGHT	45
A CONSULTING TEAM INC	TACX	45
AAVID THERMAL TECHNOLOGIES	0364B	45
ACACIA RESEARCH-ACACIA TECH	ACTG	45
ACACIA RESEARCH-CONSOLIDATED	ACRI.CM	45
ACCENT OPTICAL TECH INC-REDH	AXNT	45
ACCENTURE LTD	ACN	45
ACCESS INTEGRATED TECH	AIX	45
ACCESSPOINT CORP.	ASAP	45
ACCLAIM ENTERTAINMENT INC	AKLMQ	45
ACCPAC INTERNATIONAL -REDH	3ACPC.1	45
ACCRUE SOFTWARE INC.	ACRUQ	45
ACCUPOLL HOLDING CORP	3ACUP	45
ACE COMM CORP	ACEC	45
ACIES CORP	3ACIE	45
ACORN HOLDING CORP	AVCC	45
ACS-TECH80 LTD	ACSEF	45
ACT MANUFACTURING INC	ACTMQ	45
ACTEL CORP	ACTL	45
ACTERNA CORP	3ACTRQ	45
ACTIVANT SOLUTIONS INC	9693B	45
ACTIVCARD CORP	ACTI	45
ACTIVE LINK COMMUNICATIONS	ACVE	45
ACTIVE NETWORK INC-REDH	ACTN.1	45
ACTIVEWORLDS CORP	3AWLD	45
ACTIVISION INC	ATVI	45
ACTUATE CORP	ACTU	45
ACXIOM CORP	ACXM	45
ADAPTEC INC.	ADPT	45
ADC TELECOMMUNICATIONS INC	ADCTD	45
ADDVANTAGE TECHNOLOGIES GP	AEY	45
ADE CORP/MA	ADEX	45
ADEPT TECHNOLOGY INC	3ADEO	45
ADOBE SYSTEMS INC.	ADBE	45
ADSTAR INC	ADST	45
ADTRAN INC	ADTN	45

ADV SEMICONDUCTOR ENGR -ADR	ASX	45
ADVANCE DISPLAY TECH INC	3ADTI	45
ADVANCED ANALOGIC TECH -REDH	AATI	45
ADVANCED DIGITAL INFO CORP	ADIC	45
ADVANCED ENERGY INDS INC	AEISE	45
ADVANCED ID CORP	3AIDO	45
ADVANCED MICRO DEVICES	AMD	45
ADVANCED OPTICS ELECTRONICS	3ADOT	45
ADVANCED OXYGEN TECHNOLOGY	3AOXY	45
ADVANCED PHOTONIX INC -CL A	API	45
ADVANCED POWER TECHNOL INC	APTI	45
ADVANTEST CORP -ADR	ATE	45
ADVENT SOFTWARE INC	ADVS	45
AEHR TEST SYSTEMS	AEHR	45
AEROFLEX INC	ARXX	45
AESP INC	3AESPE	45
AETRIUM INC	ATRM	45
AFFILIATED COMP SVCS -CL A	ACS	45
AFFINITY TECHNOLOGY GRP INC	3AFFI	45
AGERE SYSTEMS INC	AGR.B	45
AGILE SOFTWARE CORP	AGIL	45
AGILENT TECHNOLOGIES INC	A	45
AGILYSYS INC	AGYS	45
AIMGLOBAL TECHNOLOGIES INC	AIMG	45
AIMSI TECHNOLOGIES INC	AIMT	45
AIRNET COMMUNICATIONS CORP	ANCC	45
AIRSPAN NETWORKS INC	AIRN	45
AIXTRON AG -ADR	AIXG	45
AKAMAI TECHNOLOGIES INC	AKAM	45
AKRION INC-REDH	AKRI	45
ALADDIN KNOWLEDGE SYS LTD	ALDN	45
ALANCO TECHNOLOGIES INC	ALAN	45
ALCATEL -ADS	ALA	45
ALLEN ORGAN CO -CL B	AORGB	45
ALLIANCE DATA SYSTEMS CORP	ADS	45
ALLIANCE FIBER OPTIC PRODUCT	AFOP	45
ALLIANCE SEMICONDUCTOR CORP	ALSC	45
ALLIED MOTION TECHNOL INC	AMOT	45
ALLIN CORP	3ALLN	45
ALPHA TECHNOLOGIES GROUP INC	ATGI	45
ALPHA WIRELESS BROADBAND INC	3AWBI	45
ALPHASMART INC	ALSM	45
ALPHATRADE.COM	3APTD	45
ALTERA CORP	ALTR	45
ALTERNATE ENERGY CORP	3ARGY	45
ALTIGEN COMMUNICATIONS INC	ATGN	45
ALTIRIS INC	ATRS	45
ALVARION LTD	ALVR	45
AMANDA CO INC	AMNA	45
AMDOCS LTD	DOX	45
AMEDIA NETWORKS INC	3AANI	45
AMERICA ONLNE LTN AMR -CL A	AOLA	45

AMERICAN ACCESS TECHNOLOGIES	AATK	45
AMERICAN EDUCATION CORP	3AEDU	45
AMERICAN SECURITY RES CORP	3ARSC	45
AMERICAN SOFTWARE -CL A	AMSWA	45
AMERICAN TECHNICAL CERAMICS	AMK	45
AMERICAN TECHNOLOGY CORP	ATCO	45
AMERICAN VANTAGE COMPANIES	AVCSE	45
AMIS HOLDINGS INC	AMIS	45
AMISTAR CORP	AMTA	45
AMKOR TECHNOLOGY INC	AMKR	45
AMPEX CORP/DE -CL A	3AEXCA	45
AMPHENOL CORP	APH	45
AMPLIDYNE INC	3AMPD	45
AMTECH SYSTEMS INC	ASYS	45
ANACOMP INC	ANCPA	45
ANADIGICS INC	ANAD	45
ANALEX CORP	NLX	45
ANALOG DEVICES	ADI	45
ANALYSTS INTERNATIONAL CORP	ANLY	45
ANALYTICAL SURVEYS INC	ANLT	45
ANAREN INC	ANEN	45
ANDREA ELECTRONICS CORP	3ANDR	45
ANDREW CORP	ANDW	45
ANIXTER INTL INC	AXE	45
ANSOFT CORP	ANST	45
ANSWERTHINK INC	ANSR	45
ANSYS INC	ANSS	45
ANTEON INTERNATIONAL CORP	ANT	45
ANTS SOFTWARE INC	3ANTS	45
APA ENTERPRISES INC	APAT	45
APOGEE TECHNOLOGY INC	ATA	45
APPLE COMPUTER INC	AAPL	45
APPLIED DIGITAL SOLUTIONS	ADSX	45
APPLIED FILMS CORP	AFCO	45
APPLIED INNOVATION INC	AINN	45
APPLIED MATERIALS INC	AMAT	45
APPLIED MICRO CIRCUITS CORP	AMCC	45
APPLIED MICROSYSTEMS CORP	APMC	45
APPLIEDTHEORY CORP	3ATHYQ	45
APPLIX INC	APLX	45
APROPOS TECHNOLOGY INC	APRS	45
APTIMUS INC	APTM	45
APW LTD	3APWLQ	45
AQUANTIVE INC	AQNT	45
ARADYME CORP	3ADYE	45
ARC WIRELESS SOLUTIONS INC	3ARCS	45
ARCSOFT INC-REDH	ARCT	45
ARDENT COMMUNICATIONS INC	ARDTQ	45
ARI NETWORK SERVICES INC	3ARIS	45
ARIBA INC	ARBA	45
ARM HOLDINGS LTD -ADR	ARMHY	45
ARRIS GROUP INC	ARRS	45

ARROW ELECTRONICS INC	ARW	45
ART TECHNOLOGY GROUP INC	ARTG	45
ARTEMIS INTL SOLUTIONS CORP	3AMSI	45
ARTIFICIAL LIFE INC	ALIF	45
ARTISOFT INC	3ASFT	45
ASA INTERNATIONAL LTD	ASAL	45
ASANTE TECHNOLOGIES INC	ASNT	45
ASAT HOLDINGS LTD -ADR	ASTT	45
ASCENTIAL SOFTWARE CORP	ASCL	45
ASE TEST LTD	ASTSF	45
ASIA PACIFIC WIRE&CABLE CORP	3AWRCF	45
ASIAINFO HOLDINGS INC	ASIA	45
ASK JEEVES INC	ASKJ	45
ASM INTERNATIONAL NV	ASMI	45
ASML HOLDING NV -ADR	ASML	45
ASPECT COMMUNICATIONS CORP	ASPT	45
ASPEN TECHNOLOGY INC	AZPN	45
ASTEA INTERNATIONAL INC	ATEA	45
ASTRO-MED INC	ALOT	45
ASYST TECHNOLOGIES INC	ASYT	45
ATARI INC	ATAR	45
ATHEROS COMMUNICATIONS INC	ATHR	45
ATI TECHNOLOGIES INC	ATYT	45
ATMEL CORP	ATML	45
ATMI INC	ATMI	45
ATTUNITY LTD	ATTU	45
AU OPTRONICS CORP -ADR	AUO	45
AUDIOCODES LTD	AUDC	45
AUGUST TECHNOLOGY CORP	AUGT	45
AUSPEX SYSTEMS INC	ASPXQ	45
AUTHENTIDATE HOLDING CORP	ADAT	45
AUTO DATA NETWORK INC	ADNW	45
AUTO GRAPHICS INC	AUGR	45
AUTOBYTEL INC	ABTLE	45
AUTODESK INC	ADSK	45
AUTOMATIC DATA PROCESSING	ADP	45
AUTONOMY CORP PLC -ADR	AUTNY	45
AVALON DIGITAL MARKETING SYS	AVDS	45
AVANEX CORP	AVNX	45
AVATECH SOLUTIONS INC	3AVSO	45
AVAYA INC	AV	45
AVICI SYSTEMS INC	AVCI	45
AVID TECHNOLOGY INC	AVID	45
AVISTAR COMMUNICATIONS CORP	AVSR	45
AVIX TECHNOLOGIES INC	AVIX	45
AVNET INC	AVT	45
AVOCENT CORP	AVCT	45
AVX CORP	AVX	45
AWARE INC	AWRE	45
AXCELIS TECHNOLOGIES INC	ACLS	45
AXCESS INTERNATIONAL INC	3AXSI	45
AXEDA SYSTEMS INC	XEDAC	45

AXESSTEL INC	AFT	45
AXS-ONE INC	AXO	45
AXT INC	AXTI	45
AXTIVE CORP	3AXTC	45
BACKWEB TECHNOLOGIES LTD	BWEB	45
BALTIMORE TECHNOL PLC -ADR	BALTY	45
BAM ENTERTAINMENT INC	BFUN	45
BANCTEC INC	0485B	45
BANKRATE INC	RATE	45
BARRISTER GLOBAL SVCS NTWK	BRTR	45
BBMF CORP	3BBMF	45
BE SEMICONDUCTOR INDS -ADR	BESI	45
BEA SYSTEMS INC	BEAS	45
BEARINGPOINT INC	BE	45
BEI TECHNOLOGIES INC	BEIQ	45
BEL FUSE INC	BELFB	45
BELDEN CDT INC	BDC	45
BELDEN CDT INC-PRO FORMA	BDC.P	45
BELL INDUSTRIES INC	BI	45
BELL MICROPRODUCTS INC	BELM	45
BENCHMARK ELECTRONICS INC	BHE	45
BENTHOS INC	BTHS	45
BENTLEY COMMERCE CORP	3BLYC	45
BINDVIEW DEVELOPMENT CORP	BVEW	45
BINGO.COM LTD	3BNGOF	45
BIO-KEY INTERNATIONAL INC	3BKYI	45
BIOMETRICS 2000 CORP	3BTOOE	45
BIOTELEMETRIC SIGNALING INC	BTLGF	45
BISYS GROUP INC	BSG	45
BITSTREAM INC -CL A	BITS	45
BLACK BOX CORP	BBOX	45
BLACKBAUD INC	BLKB	45
BLACKBOARD INC	BBBB	45
BLONDER TONGUE LABS INC	BDR	45
BLUE COAT SYSTEMS INC	BCSI	45
BLUE MARTINI SOFTWARE INC	BLUE	45
BLUEPHOENIX SOLUTIONS LTD	BPHX	45
BMC SOFTWARE INC	BMC	45
BOGEN COMMUNICATIONS INTL	BOGN	45
BONSO ELECTRONIC INTL INC	BNSO	45
BOOKHAM INC	BKHM	45
BORLAND SOFTWARE CORP	BORL	45
BOS BETTER ONLINE SOLUTIONS	BOSC	45
BOTTOMLINE TECHNOLOGIES INC	EPAY	45
BOUNDLESS CORP	BDLSQ	45
BRAINTECH INC	3BRHI	45
BRANDMAKERS INC	BMKS	45
BREAKAWAY SOLUTIONS INC	BWAY	45
BREK ENERGY CORP	BREK	45
BRIDGE TECHNOLOGY INC	BRDG	45
BRIGHTMAIL INC-REDH	BRML	45
BRIGHTPOINT INC	CELL	45

BRIGHTSTAR CORP-REDH	BSTA	45
BRIGHTSTAR INFO TECH GRP INC	3BTSR	45
BROADCAST INTERNATIONAL INC	3BCST	45
BROADCOM CORP -CL A	BRCM	45
BROADVISION INC	BVSN	45
BROCADE COMMUNICATIONS SYS	BRCD	45
BRONX VENTURES INC	3BRXVF	45
BROOKS AUTOMATION INC	BRKS	45
BROOKTROUT INC	BRKT	45
BSD SOFTWARE INC	3BSDS	45
BSI2000 INC	3BSIO	45
BSQUARE CORP	BSQR	45
BUSINESS OBJECTS SA -ADR	BOBJ	45
C-COR INC	CCBL	45
CABLETEL COMMUNICATIONS CORP	CCMTF	45
CABOT MICROELECTRONICS CORP	CCMP	45
CACI INTL INC -CL A	CAI	45
CADENCE DESIGN SYSTEMS INC	CDN	45
CALAMP CORP	CAMP	45
CALICO COMMERCE INC	CLIC	45
CALIFORNIA MICRO DEVICES CP	CAMD	45
CALLIDUS SOFTWARE INC	CALD	45
CALYPSO WIRELESS INC	CLYW	45
CAM COMM SOLUTIONS INC	CADA	45
CAMBEX CORP	3CBEX	45
CAMBRIDGE DISPLAY TECH	OLED	45
CAMINOSOFT CORP	3CMSF	45
CAMTEK LTD	CAMT	45
CANON INC -ADR	CAJ	45
CANTERBURY CONSULTING GROUP	CITI	45
CAPE SYSTEMS GROUP INC	3CYSG	45
CAPTARIS INC	CAPA	45
CAPTIVA SOFTWARE CORP	CPTV	45
CARREKER CORP	CANI	45
CARRIER ACCESS CORP	CACSE	45
CASCADE MICROTECH INC	CSCD	45
CASH TECHNOLOGIES INC	TQ	45
CASS INFORMATION SYSTEMS INC	CASS	45
CASTELLE	CSTL	45
CATALYST SEMICONDUCTOR INC	CATS	45
CATAPULT COMMUNICATIONS CORP	CATT	45
CATUITY INC	CTTY	45
CCC INFORMATION SVCS GRP INC	CCCG	45
CDC CORP	CHINA	45
CDW CORP	CDWC	45
CELERITEK INC	CLTK	45
CELESTICA INC	CLS	45
CELLPOINT INC	3CLPTQ	45
CELLSTAR CORP	CLSTE	45
CELTRON INTERNATIONAL INC	3CLTRE	45
CENTILLIUM COMMUNICATIONS	CTLM	45
CENTRA SOFTWARE INC	CTRA	45

CENTURA SOFTWARE CORP	MBNEQ	45
CENUCO INC	ICU	45
CERAGON NETWORKS LTD	CRNT	45
CERAMICS PROCESS SYSTEMS CP	3CPSX	45
CERIDIAN CORP	CEN	45
CERTEGY INC	CEY	45
CERTICOM CORP	CERTF	45
CEVA INC	CEVA	45
CEYONIQ AG -ADR	CCEQQ	45
CGI GROUP INC -CL A	GIB	45
CGI HOLDING CORP	THK	45
CHARTERED SEMICONDUCTR -ADR	CHRT	45
CHECK POINT SOFTWARE TECHN	CHKP	45
CHECKFREE CORP	CKFR	45
CHECKPOINT SYSTEMS INC	CKP	45
CHEROKEE INTERNATIONAL CORP	CHRK	45
CHINA ENERGY SAVNGS TECH INC	CESV	45
CHINA MOBILITY SOLUTIONS INC	3CHMS	45
CHINA TECHFAITH WIRELSS-REDH	CNTF	45
CHINAWE.COM INC	3CHWE	45
CHIPMOS TECHNOLOGIES LTD	IMOS	45
CHORDIANT SOFTWARE INC	CHRD	45
CHYRON CORP	3CYRO	45
CIBER INC	CBR	45
CIENA CORP	CIEN	45
CIMATRON LTD	CIMT	45
CIMETRIX INC	3CMXX	45
CIMNET INC	3CIMK	45
CINTECH SOLUTIONS INC	3CMGFF	45
CIPRICO INC	CPCI	45
CIRCUIT RESEARCH LABS INC	3CRLIE	45
CIRILIUM HOLDINGS INC	3CRLU	45
CIRRUS LOGIC INC	CRUS	45
CIRTRAN CORP	3CIRT	45
CISCO SYSTEMS INC	CSCO	45
CITADEL SECURITY SOFTWARE	CDSS	45
CITRIX SYSTEMS INC	CTXS	45
CITY NETWORK INC	CSN	45
CLANCY SYSTEMS INTL INC	3CLSI	45
CLARUS CORP	CLRS	45
CLEARSTORY SYSTEMS INC	3CSYS	45
CLICK COMMERCE INC	CKCM	45
CLICKSOFTWARE TECHNOL LTD	CKSW	45
CMGI INC	CMGI	45
CNET NETWORKS INC	CNET	45
CNTV ENTERTAINMENT GROUP INC	3CEGPE	45
COGENT INC	COGT	45
COGNEX CORP	CGNX	45
COGNITRONICS CORP	CGN	45
COGNIZANT TECH SOLUTIONS	CTSH	45
COGNOS INC	COGN	45
COHERENT INC	COHR	45

COHU INC	COHU	45
COLOR IMAGING INC	3CIMG	45
COM21 INC	CMTOQ	45
COMARCO INC	CMRO	45
COMDIAL CORP	3CMDZ	45
COMMERCE ONE INC	CMRCQ	45
COMMERCIAL CONCEPTS INC	CMEC	45
COMMERCIAL CONSOLIDATORS CP	3ZCCCF	45
COMMSCOPE INC	CTV	45
COMMTOUCH SOFTWARE LTD	CTCHC	45
COMMUN INTELLIGENCE	3CICI	45
COMMUNICATE.COM INC	3CMNN	45
COMMUNICATIONS & PWR INDS	0399B	45
COMMUNICATIONS SYSTEMS INC	JCS	45
COMPETITIVE TECHNOLOGIES INC	CTT	45
COMPUTER ASSOCIATES INTL INC	CA	45
COMPUTER HORIZONS CORP	CHRZ	45
COMPUTER NETWORK TECH CORP	CMNT	45
COMPUTER SCIENCES CORP	CSC	45
COMPUTER TASK GROUP INC	CTG	45
COMPUWARE CORP	CPWR	45
COMTECH GROUP INC	COGO	45
COMTECH TELECOMMUN	CMTL	45
COMVERSE TECHNOLOGY INC	CMVT	45
CONCENTRAX INC	CRXN	45
CONCERO INC	CERO	45
CONCORD COMMUNICATIONS INC	CCRD	45
CONCUR TECHNOLOGIES INC	CNQR	45
CONCURRENT COMPUTER CP	CCUR	45
CONEXANT SYSTEMS INC	CNXT	45
CONOLOG CORP	CNLG	45
CONSYGEN INC	CSGI	45
CONVERA CORP	CNVR	45
CONVERGENT COMMUNICATIONS	3CONV	45
CONVERGYS CORP	CVG	45
COOLSAVINGS INC	3CSAV	45
COPPER MTN NETWORKS INC	CMTN	45
COPYTELE INC	3COPY	45
CORILLIAN CORP	CORI	45
CORIO INC	CRIO	45
CORNERSTONE INTERNET SOLTNS	CNRSQ	45
CORNING INC	GLW	45
CORVU CORP	3CRVU	45
COSINE COMMUNICATIONS INC	COSN	45
COTELLIGENT INC	3CGZT	45
COVANSYS CORP	CVNS	45
COVER-ALL TECHNOLOGIES INC	3COVR	45
COX TECHNOLOGIES INC	COXT	45
CRAY INC	CRAYE	45
CRAYFISH CO LTD -ADR	CRFH	45
CREATIVE TECHNOLOGY LTD	CREAF	45
CREATOR CAPITAL LTD	3CTORF	45

CREDENCE SYSTEMS CORP	CMOS	45
CREE INC	CREE	45
CREO INC	CREO	45
CRITICAL PATH INC	CPTH	45
CROSSROADS SYSTEMS INC	CRDS	45
CRYPTOLOGIC INC	CRYP	45
CRYSTAL DECISIONS INC-REDH	CRSX	45
CSG SYSTEMS INTL INC	CSGS	45
CSI TECHNOLOGIES INC	0412B	45
CSK CORP -ADR	CSKKY	45
CSP INC	CSPI	45
CTI GROUP HOLDINGS INC	3CTIG	45
CTS CORP	CTS	45
CTS CORP-PRO FORMA	CTS.P	45
CVD EQUIPMENT CORP	CVV	45
CYBER DEFENSE SYSTEMS INC	3CYDF	45
CYBER DIGITAL INC	3CYBD	45
CYBER MERCHANTS EXCHANGE INC	3CMEE	45
CYBERGUARD CORP	CGFW	45
CYBERNET INTERNET SVCS INTL	ZNET	45
CYBEROPTICS CORP	CYBE	45
CYBERSOURCE CORP	CYBS	45
CYMER INC	CYMI	45
CYPRESS SEMICONDUCTOR CORP	CY	45
D A CONSULTING GROUP INC	DACGQ	45
DAKTRONICS INC	DAKT	45
DAOU SYSTEMS INC	3DAOU	45
DASSAULT SYSTEMES S A -ADR	DASTY	45
DATA I/O CORP	DAIO	45
DATA SYSTEMS & SOFTWARE INC	3DSSI	45
DATALEX PLC -ADR	3DLEX	45
DATALINK CORP	DTLK	45
DATALOGIC INTERNATIONAL INC	3DLGI	45
DATAMIRROR CORP	DMCX	45
DATARAM CORP	DRAM	45
DATASTREAM SYSTEMS INC	DSTME	45
DATATEC SYSTEMS INC	DATC	45
DATATRAK INTERNATIONAL INC	DATA	45
DATAWATCH CORP	DWCH	45
DATAWAVE SYSTEMS INC	3DWVS	45
DATEC GROUP LTD	DTGLF	45
DAW TECHNOLOGIES INC	DAWKQ	45
DAYSTAR TECHNOLOGIES INC	DSTI	45
DDI CORP	DDIC	45
DECISIONLINK INC	3DLNKQ	45
DELL INC	DELL	45
DELPHAX TECHNOLOGIES INC	DLPX	45
DELTATHREE INC	DDDC	45
DESCARTES SYSTEMS GROUP INC	DSGX	45
DESTINY MEDIA TECHNOLOGIES	3DSNY	45
DIALOG SEMICONDCTR PLC -ADR	DLGS	45
DIAMOND I INC	3DMOI	45

DICE INC	3DICEQ	45
DIEBOLD INC	DBD	45
DIGI INTERNATIONAL INC	DGII	45
DIGIMARC CORP	DMRCE	45
DIGITAL DESCRIPTOR SYS INC	DDSI	45
DIGITAL FUSION INC	3DIGF	45
DIGITAL IMPACT INC	DIGI	45
DIGITAL INSIGHT CORP	DGIN	45
DIGITAL LIFESTYLES GROUP INC	3DLFGE	45
DIGITAL LIGHTHOUSE CORP	3DGLHQ	45
DIGITAL LIGHTWAVE INC	DIGL	45
DIGITAL RECORDERS INC	TBUS	45
DIGITAL RIVER INC	DRIV	45
DIGITAL THEATER SYSTEMS	DTSI	45
DIGITAL VIDEO SYSTEMS INC	DVID	45
DIGITAS INC	DTAS	45
DIODES INC	DIOD	45
DIONEX CORP	DNEX	45
DIONICS INC	DION	45
DIRECT INSITE CORP	3DIRI	45
DIRECT RESPONSE FINL SVCS	3DRFL	45
DISTINCTIVE DEVICES INC	3DDVSE	45
DITECH COMMUNICATIONS CORP	DITC	45
DIVERSINET CORP	3DVNTF	45
DIVINE INC -CL A	DVINQ	45
DOCUCORP INTERNATIONAL INC	DOCC	45
DOCUMENT SCIENCES CORP	DOCX	45
DOLBY LABORATORIES INC	DLB	45
DOT HILL SYSTEMS CORP	HILL	45
DOTRONIX INC	3DOTX	45
DOUBLECLICK INC	DCLK	45
DPAC TECHNOLOGIES CORP	DPAC	45
DRKOOP.COM INC	KOOP	45
DSL.NET INC	BIZ	45
DSP GROUP INC	DSPG	45
DST SYSTEMS INC	DST	45
DUPONT PHOTOMASKS INC	DPMI	45
DURASWITCH INDS INC	DSWT	45
DWANGO NORTH AMERICA CORP	3DWGN	45
DYNABAZAAR INC	3FAIM	45
DYNAMICS RESEARCH CORP	DRCO	45
DYNATEM INC	3DYTM	45
DYNTEK INC	3DYTK	45
E DIGITAL CORP	3EDIG	45
E SIM LTD	3ESIMF	45
E-SYNC NETWORKS INC	ESNI	45
E.PIPHANY INC	EPNY	45
EAGLE BROADBAND INC	EAG	45
EAGLE TEST SYSTEMS INC-REDH	EGLT	45
EARTHLINK INC	ELNK	45
EASYLINK INFO TECHNOL-REDH	EZEE	45
EASYLINK SERVICES CP -CL A	EASY	45

EB2B COMMERCE INC	EBTBQ	45
EBIX INC	EBIX	45
EBIZ ENTERPRISES INC	3EBIZQ	45
ECHELON CORP	ELON	45
ECI TELECOMMUNICATIONS -ORD	ECIL	45
ECOLLEGE.COM	ECLG	45
ECTEL LTD	ECTX	45
EDGAR ONLINE INC	EDGR	45
EDGETECH SERVICES INC	3EDGH	45
EDGEWATER TECHNOLOGY INC	EDGW	45
EFJ INC	EFJI	45
EFUNDS CORP	EFD	45
EGAIN COMMUNICATIONS	3EGAN	45
EGAMES INC	3EGAM	45
EGENERA INC-REDH	EGEN	45
EIDOS PLC -ADR	EIDSY	45
ELCOM INTERNATIONAL INC	3ELCO	45
ELECSYS CORP	ASY	45
ELECTR CLEARING HOUSE	ECHO	45
ELECTR TELE-COMMUNCTN	ETCIA	45
ELECTRO SCIENTIFIC INDS INC	ESIO	45
ELECTRO-SENSORS INC	ELSE	45
ELECTROGLAS INC	EGLS	45
ELECTRONIC ARTS INC	ERTS	45
ELECTRONIC CONTROL SECURITY	3EKCS	45
ELECTRONIC DATA SYSTEMS CORP	EDS	45
ELECTRONIC GAME CARD INC	3EGMI	45
ELECTRONIC SYSTEM TECH INC	3ELST	45
ELECTRONICS FOR IMAGING INC	EFII	45
ELINEAR INC	ELU	45
ELOYALTY CORP	ELOY	45
ELRON ELECTRONIC INDS -ORD	ELRN	45
ELTEK LTD	ELTK	45
ELVA INTERNATIONAL INC	3EVAI	45
EMAGIN CORP	EMA	45
EMBARCADERO TECHNOLOGIES INC	EMBT	45
EMC CORP/MA	EMC	45
EMCORE CORP	EMKR	45
EMERGE INTERACTIVE INC	EMRG	45
EMS TECHNOLOGIES INC	ELMG	45
EMTEC INC	3ETEC	45
EMULEX CORP	ELX	45
EN POINTE TECHNOLOGIES INC	ENPT	45
ENDWAVE CORP	ENWV	45
ENGAGE INC	ENGA	45
ENGENIO INFO TECH INC-REDH	NGE	45
ENGLISH LANG LEARN & INSTR	ELLG	45
ENHERENT CORP	3ENHT	45
ENSURGE INC	3ENSGE	45
ENTEGRIS INC	ENTG	45
ENTERASYS NETWORKS INC	ETS	45
ENTERTAINMENT IS US INC	3EIUS	45

ENTRADA NETWORKS INC	3ESAN	45
ENTRUST INC	ENTU	45
ENUCLEUS INC	3ENUI	45
EON COMMUNICATIONS CORP	EONC	45
EPCOS AG -ADR	EPC	45
EPICOR SOFTWARE CORP	EPIC	45
EPIQ SYSTEMS INC	EPIQ	45
EPIXTAR CORP	3EPXR	45
EPLUS INC	PLUS	45
EPRESENCE INC	EPRE	45
EQUINIX INC	EQIX	45
ERICSSON (L M) TEL -ADR	ERICY	45
EROOMSYSTEM TECHNOLOGIES INC	3ERMS	45
ESS TECHNOLOGY INC	ESST	45
ESSTEC INC-REDH	EST	45
EURONET WORLDWIDE INC	EEFT	45
EUROWEB INTERNATIONAL CORP	EWEB	45
EVANS & SUTHERLAND CMP CORP	ESCC	45
EVOLVING SYSTEMS INC	EVOL	45
EXABYTE CORP	3EXBT	45
EXAR CORP	EXAR	45
EXCEL TECHNOLOGY INC	XLTC	45
EXFO ELECTRO OPTICAL ENGR	EXFO	45
EXTENDED SYSTEMS INC	XTND	45
EXTREME NETWORKS INC	EXTR	45
EZENIA INC	3EZEN	45
F5 NETWORKS INC	FFIV	45
FACTSET RESEARCH SYSTEMS INC	FDS	45
FAIR ISAAC CORP	FIC	45
FAIRCHILD SEMICONDUCTOR INTL	FCS	45
FALCONSTOR SOFTWARE INC	FALC	45
FARGO ELECTRONICS INC	FRGO	45
FARMSTEAD TELEPHONE GROUP	FTG	45
FARO TECHNOLOGIES INC	FARO	45
FASTCLICK INC	FSTC	45
FASTNET CORP	FSSTQ	45
FEI CO	FEIC	45
FIBERCORE INC	FBCE	45
FIDELITY NATL INFO SVC-REDH	FIS	45
FILENET CORP	FILE	45
FINDEX.COM INC	3FIND	45
FINDWHAT.COM	FWHT	45
FINET.COM INC	FNCMQ	45
FINISAR CORP	FNSR	45
FIRST DATA CORP	FDC	45
FIRST VIRTUAL COMMUNICATIONS	FVCCQ	45
FIRSTBINGO.COM	3FBGO	45
FIRSTWAVE TECHNOLOGIES INC	FSTW	45
FISERV INC	FISV	45
FLEXIINTERNATIONAL SOFTWARE	FLXI	45
FLEXPOINT SENSOR SYSTEMS INC	3FLXT	45
FLEXTRONICS INTERNATIONAL	FLEX	45

FLIR SYSTEMS INC	FLIR	45
FOCUS ENHANCEMENTS INC	FCSE	45
FORGENT NETWORKS INC	FORG	45
FORMFACTOR INC	FORM	45
FORMULA SYS 1985 LTD -ADR	FORTY	45
FORRESTER RESEARCH INC	FORR	45
FORTEL INC/CA	FRTL	45
FORTUNE ENTERTAINMENT CORP	3FEMT	45
FOUNDRY NETWORKS INC	FDRY	45
FOURTHSTAGE TECHNOLOGIES INC	3FOURQ	45
FRANKFORT TOWER INDS INC	FFTIQ	45
FREESCALE SEMICONDUCTOR INC	FSL.B	45
FREESTAR TECHNOLOGY CORP	3FSRT	45
FREQUENCY ELECTRONICS INC	FEI	45
FSI INTL INC	FSII	45
FUELNATION INC	FLNA	45
FUJITSU LTD -ADR	FJTSY	45
FUNDTECH LTD	FNDT	45
FUTURELINK CORP	FTRLQ	45
FUTUREMEDIA PLC -ADR	FMDAY	45
GADZOOX NETWORKS INC	ZOOXQ	45
GALTECH SEMICONDUCTR MATL CP	3GTSME	45
GAMEHAPPY.COM INC	0406B	45
GARTNER INC	IT	45
GATEWAY INC	GTW	45
GEAC COMPUTER CORP LTD	GEAC	45
GEMPLUS INTL SA -ADR	GEMP	45
GENERAL DATACOMM INDS	GNRD	45
GENESIS MICROCHIP INC	GNSS	45
GENSYM CORP	3GNSM	45
GENUS INC	GGNS	45
GERBER SCIENTIFIC INC	GRB	45
GIGA-TRONICS INC	GIGA	45
GIGAMEDIA LTD	GIGM	45
GILAT SATELLITE NETWORKS LTD	GILTF	45
GIVEMEPOWER CORP	3GMPW	45
GLENAYRE TECHNOLOGIES INC	GEMS	45
GLOBAL ENTMT HLDGS/EQUITIES	3GAMM	45
GLOBAL EPOINT INC	GEPT	45
GLOBAL IMAGING SYSTEMS	GISX	45
GLOBAL MATRECHS INC	3GMTHE	45
GLOBAL MED TECHNOLOGIES INC	3GLOB	45
GLOBAL PAYMENTS INC	GPN	45
GLOBALNET CORP	3GLBTE	45
GLOBALSCAPE INC	3GSCP	45
GLOBECOMM SYSTEMS INC	GCOM	45
GLOBIX CORP	GEX	45
GLOWPOINT INC	GLOW	45
GO ONLINE NETWORKS CORP	GONT	45
GOHEALTH M D INC	3GOMDE	45
GOLDTECH MINING CORP	3GMNC	45
GOOGLE INC	GOOG	45

GOREMOTE INTERNET COMM INC	GRIC	45
GRANDETEL TECHNOLOGIES INC	GTTIF	45
GRAPHON CORP	3GOJO	45
GRAVITAS INTERNATIONAL INC	GVTS	45
GREENFIELD ONLINE INC	SRVY	45
GREENLAND CORP	3GRLC	45
GSE SYSTEMS INC	GVP	45
GSI LUMONICS INC	GSLI	45
GSI TECHNOLOGY INC-REDH	GSIT	45
GTSI CORP	GTSI	45
GUARDIAN TECHNLGS INTL INC	3GDTIE	45
GURUNET CORP	GRU	45
HALIFAX CORP	HX	45
HARMONIC INC	HLIT	45
HARRIS CORP	HRS	45
HARTCOURT COMPANIES INC	3HRCT	45
HAUPPAUGE DIGITAL INC	HAUP	45
HEARTLAND PAYMENT SYS-REDH	HPAY	45
HEARTLAND TECHNOLOGY INC	3HDTC	45
HEI INC	HEII	45
HELIX TECHNOLOGY CORP	HELX	45
HENRY (JACK) & ASSOCIATES	JKHY	45
HEWITT ASSOCIATES INC	HEW	45
HEWLETT-PACKARD CO	HPQ	45
HI/FN INC	HIFN	45
HICKOK INC -CL A	3HICKA	45
HIENERGY TECHNOLOGIES INC	3HIET	45
HIGH SPEED ACCESS CORP	3HSAC	45
HITACHI LTD -ADR	HIT	45
HMG WORLDWIDE CORP	HMGCQ	45
HOME DIRECTOR INC	HMDR	45
HOMESEEKERS.COM INC	HMSKQ	45
HOMESTORE INC	HOMS	45
HOUSEVALUES.COM-REDH	SOLD	45
HPL TECHNOLOGIES INC	3HPLA	45
HUMMINGBIRD LTD	HUMC	45
HURRAY HOLDING CO-ADR	HRAY	45
HUTCHINSON TECH	HTCH	45
HYBRID NETWORKS INC	HYBR	45
HYPERCOM CORP	HYC	45
HYPERFEED TECHNOLOGIES INC	3HYPR	45
HYPERION SOLUTIONS CORP	HYSL	45
HYPERSPACE COMM INC	HCO	45
HYTEK MICROSYSTEMS INC	3HTEK	45
I D SYSTEMS INC	IDSY	45
I-MANY INC	IMNY	45
I-SECTOR CORP	ISR	45
I/O MAGIC INC	3IOMGE	45
I2 TECHNOLOGIES INC	ITWH	45
IAS COMMUNICATIONS INC	3IASCA	45
IBASIS INC	3IBAS	45
IBEAM BROADCASTING CORP	IBEMQ	45

IBIS TECHNOLOGY CORP	IBIS	45
ICAD INC	ICAD	45
ICOS VISION SYSTEMS CORP NV	IVIS	45
IDENTIX INC	IDNX	45
IDI GLOBAL INC	3IDIB	45
IEC ELECTRONICS CORP	3IECE	45
IEH CORP	3IEHC	45
IFX CORP	IFXC	45
IGATE CORP	IGTE	45
IIS INTELLIGENT INFO -ORD	IISLF	45
IKANOS COMMUNICATIONS-REDH	IKAN	45
ILINC COMMUNICATIONS INC	ILC	45
ILOG SA -ADR	ILOG	45
IMAGE SENSING SYSTEMS INC	ISNS	45
IMAGEWARE SYSTEMS INC	IW	45
IMAGIS TECHNOLOGIES INC	3IMTIF	45
IMATION CORP	IMN	45
IMERGENT INC	IIG	45
IMMEDIATEK INC	3ITEK	45
IMMERSION CORP	IMMR	45
IMP INC	IMPX	45
IMPROVENET INC	3IMPV	45
INCENTRA SOLUTIONS INC	3ICEN	45
INDUS INTERNATIONAL INC	IINT	45
INDUSTRIES INTL INC NV	IDUL	45
INFICON HOLDING AG -ADR	IFCN	45
INFINEON TECHNLGIES AG -ADR	IFX	45
INFINITI SOLUTIONS -ADR-REDH	ISLT	45
INFOCORP COMPUTER SOLUTIONS	IFCSF	45
INFOCROSSING INC	IFOX	45
INFOCUS CORP	INFS	45
INFODATA SYSTEMS INC	3INFD	45
INFONOW CORP	INOW	45
INFORMATICA CORP	INFA	45
INFORMATION ANALYSIS INC	3IAIC	45
INFORMATION ARCHITECTS CORP	IACH	45
INFORTE CORP	INFT	45
INFOSPACE INC	INSP	45
INFOSYS TECHNOLOGIES -ADR	INFY	45
INFOTECH USA INC	3IFTH	45
INFOUSA INC	IUSA	45
INFOVISTA S A -ADR	IVTA	45
INGRAM MICRO INC -CL A	IM	45
INNODATA ISOGEN INC	INOD	45
INNOVA HOLDINGS INC	3IVHG	45
INNOVATIVE SOFTWARE TECH INC	3INIV	45
INNOVEX INC	INVX	45
INSIGHTFUL CORP	IFUL	45
INSIGNIA SOLUTIONS PLC -ADR	INSG	45
INSILCO HOLDING CO	INSLQ	45
INSPIRE INS SOLUTIONS INC	3NSPRQ	45
INSWEB CORP	INSW	45

INTAC INTERNATIONAL	INTNE	45
INTEGRAL SYSTEMS INC	ISYS	45
INTEGRAL VISION INC	3INVI	45
INTEGRATED BUSINESS SYS &SVC	3IBSS	45
INTEGRATED CIRCUIT SYSTEMS	ICST	45
INTEGRATED DEVICE TECH INC	IDTI	45
INTEGRATED INFORMATION SYS	IISX	45
INTEGRATED SECURITY SYS INC	3IZZI	45
INTEGRATED SILICON SOLUTION	ISSI	45
INTEL CORP	INTC	45
INTELEFILM CORP	FILM	45
INTELIDATA TECHNOLOGIES CORP	INTD	45
INTELLECTUAL TECHNOLOGY INC	ITTI	45
INTELLI-CHECK INC	IDN	45
INTELLIGENT SYSTEM CP	INS	45
INTELLIGROUP INC	ITIG	45
INTELLISYNC CORP	SYNC	45
INTER-TEL INC -SER A	INTL	45
INTERACTIVE INTELLIGENCE INC	ININ	45
INTERCELL INTL CORP	3IICPQ	45
INTERCHANGE CORP	INCX	45
INTERDIGITAL COMMUN CORP	IDCC	45
INTERGRAPH CORP	INGR	45
INTERLAND INC	INLD	45
INTERLIANT INC	INITQ	45
INTERLINK ELECTRONICS	LINK	45
INTERMIX MEDIA INC	MIX	45
INTERNAP NETWORK SVCS CORP	IIP	45
INTERNET AMERICA INC	3GEEK	45
INTERNET CAP GROUP INC	ICGE	45
INTERNET COMMERCE & COMMUNIC	ICCXQ	45
INTERNET COMMERCE CP -CL A	ICCA	45
INTERNET GOLD-GOLDEN LINES	IGLD	45
INTERNET INITIATIVE JP -ADR	IIJI	45
INTERNET SECURITY SYS INC	ISSX	45
INTERPHASE CORP	INPH	45
INTERPLAY ENTERTAINMENT CORP	3IPLYE	45
INTERSIL CORP -CL A	ISIL	45
INTERVIDEO INC	IVII	45
INTERVOICE INC	INTV	45
INTERWORLD CORP	ITWR	45
INTERWOVEN INC	IWOV	45
INTEST CORP	INTT	45
INTEVAC INC	IVAC	45
INTL AUTOMATED SYSTEMS INC	3IAUS	45
INTL BUSINESS MACHINES CORP	IBM	45
INTL DISPLAYWORKS INC	IDWK	45
INTL ELECTRONICS INC	IEIBC	45
INTL FIBERCOM INC	IFCIQ	45
INTL LOTTERY & TOTALIZATOR	3ITSI	45
INTL MICROCOMPUTER SOFTWARE	3IMSI	45
INTL RECTIFIER CORP	IRF	45

INTRADO INC	TRDO	45
INTRAWARE INC	ITRA	45
INTRICON CORP	IIN	45
INTRUSION INC	INTZ	45
INTUIT INC	INTU	45
INVISA INC	3INSA	45
IOMEGA CORP	IOM	45
ION NETWORKS INC	3IONN	45
ION TRACK INC-REDH	3IONT	45
IONA TECHNOLOGIES PLC -ADR	IONA	45
IPASS INC	IPAS	45
IPAYMENT INC	IPMT	45
IPIX CORP	IPIX	45
IRON MOUNTAIN INC	IRM	45
ISCO INTERNATIONAL INC	ISO	45
ISLAND PACIFIC INC	IPI	45
ISOMET CORP	IOMT	45
ITERIS INC	ITI	45
ITIS HOLDINGS INC	3ITHH	45
ITRON INC	ITRI	45
IVILLAGE INC	IVIL	45
IXIA	XXIA	45
IXOS SOFTWARE AG -ADR	XOSYY	45
IXYS CORP	SYXI	45
J2 GLOBAL COMMUNICATIONS INC	JCOM	45
JABIL CIRCUIT INC	JBL	45
JACADA LTD	JCDA	45
JACO ELECTRONICS INC	JACO	45
JAMDAT MOBILE INC	JMDT	45
JAZZ SEMICONDUCTOR INC -REDH	JAZZ	45
JDA SOFTWARE GROUP INC	JDAS	45
JDS UNIPHASE CORP	JDSU	45
JMAR TECHNOLOGIES INC	JMAR	45
JPM CO	JPMX	45
JUNIPER GROUP INC	3JUNI	45
JUNIPER NETWORKS INC	JNPR	45
JUPITER GLOBAL HOLDINGS CORP	3JPHCE	45
JUPITERMEDIA CORP	JUPM	45
KANA SOFTWARE INC	KANAE	45
KANBAY INTERNATIONAL INC	KBAY	45
KEANE INC	KEA	45
KEITHLEY INSTR INC	KEI	45
KEMET CORP	KEM	45
KEY TRONIC CORP	KTCC	45
KEYNOTE SYSTEMS INC	KEYN	45
KINTERA INC	KNTA	45
KIRSHNER ENTMT & TECH INC	3KSRE	45
KLA-TENCOR CORP	KLAC	45
KNOT INC	KNOT	45
KOMAG INC	KOMG	45
KONAMI CORP -ADR	KNM	45
KONGZHONG CORP -ADR-REDH	KONG	45

KOPIN CORP	KOPN	45
KOREA THRUNET CO LTD	KTHUF	45
KRONOS INC	KRON	45
KULICKE & SOFFA INDUSTRIES	KLIC	45
KYOCERA CORP -ADR	KYO	45
LAM RESEARCH CORP	LRCX	45
LANDAUER INC	LDR	45
LANOPTICS LTD	LNOP	45
LANTRONIX INC	LTRX	45
LANVISION SYSTEMS INC	LANV	45
LASERCARD CORP	LCRD	45
LASERLOCK TECHNOLOGIES INC	3LLTI	45
LASTMINUTE.COM PLC -ADR	LMIN	45
LATTICE SEMICONDUCTOR CORP	LSCC	45
LAWSON SOFTWARE INC	LWSN	45
LEADIS TECHNOLOGY INC	LDIS	45
LECROY CORP	LCRY	45
LEGAL ACCESS TECHNOLOGIES	3LGAL	45
LEITCH TECHNOLOGY CORP	LVIDF	45
LERNOUT & HAUSPIE SPEECH PD	3LHSPQ	45
LEVEL 8 SYSTEMS INC	3LVEL	45
LEXAR MEDIA INC	LEXR	45
LEXMARK INTL INC -CL A	LXK	45
LG PHILIPS LCD CO-ADR-REDH	LPL	45
LIBERATE TECHNOLOGIES	LBRT	45
LIGHT MANAGEMENT GROUP INC	LMGR	45
LIGHTBRIDGE INC	LTBG	45
LIGHTFIRST INC-REDH	BLF	45
LIGHTPATH TECH INC -CL A	LPTH	45
LINDOWS INC-REDH	LINE	45
LINEAR TECHNOLOGY CORP	LLTC	45
LINK GROUP INC	LNKG	45
LION INC	3LINN	45
LIONBRIDGE TECHNOLOGIES INC	LIOX	45
LIPMAN ELECTRONIC ENGINERING	LPMA	45
LITTELFUSE INC	LFUS	45
LIVEPERSON INC	LPSN	45
LML PAYMENT SYSTEMS INC	LMLP	45
LOCATEPLUS HOLDINGS CORP	3LPLHE	45
LOGIC DEVICES INC	LOGC	45
LOGICVISION INC	LGVN	45
LOGILITY INC	LGTY	45
LOGITECH INTL S A -ADR	LOGI	45
LOJACK CORP	LOJN	45
LOOKSMART LTD	LOOK	45
LORAL SPACE & COMMUNICATIONS	LRLSQ	45
LOUDEYE CORP	LOUD	45
LOWRANCE ELECTRONICS INC	LEIX	45
LOYALTYPOINT INC	3LYLP	45
LQ CORPORATION INC	3LQCI	45
LSI LOGIC CORP	LSI	45
LTWC CORP	LTWC	45

LTX CORP	LTXX	45
LUCENT TECHNOLOGIES INC	LU	45
LUMENON INNOVATIVE LIGHTWAVE	LUMMQ	45
LUMERA CORP	LMRA	45
LUMINANT WORLDWIDE CORP	LUMTQ	45
M-SYSTEMS FLASH DISK PIONEER	FLSH	45
MACREPORT NET INC	3MRPT	45
MACROMEDIA INC	MACR	45
MACRONIX INTL LTD -ADR	MXICY	45
MACROVISION CORP	MVSN	45
MAGAL SECURITY SYS LTD	MAGS	45
MAGIC SOFTWARE ENTERPRISES	MGIC	45
MAGMA DESIGN AUTOMATION INC	LAVA	45
MAGNITUDE INFORMATION SYS	3MAGY	45
MAI SYSTEMS CORP	3MAIY	45
MAJESCO ENTERTAINMENT CO	COOL	45
MAKEMUSIC INC	MMUS	45
MAMMA.COM INC	MAMA	45
MANAGEMENT NETWORK GROUP IN	TMNG	45
MANATRON INC	MANA	45
MANCHESTER TECHNOLOGIES INC	MANC	45
MANGOSOFT INC	3MGOF	45
MANHATTAN ASSOCIATES INC	MANH	45
MANTECH INTL CORP	MANT	45
MANUGISTICS GROUP INC	MANU	45
MAPICS INC	MAPX	45
MAPINFO CORP	MAPS	45
MARCHEX INC	MCHX	45
MARCONI CORP PLC -ADR	MRCIY	45
MARKET CENTRAL INC	3MKTE	45
MARNETICS BROADBAND TECH LTD	MXBTF	45
MARVELL TECHNOLOGY GROUP LTD	MRVL	45
MATERIAL TECHNOLOGIES INC	3MTNA	45
MATRIXONE INC	MONE	45
MATTSON TECHNOLOGY INC	MTSN	45
MAXIM INTEGRATED PRODUCTS	MXIM	45
MAXIMUM DYNAMICS INC	MXDY	45
MAXIMUS INC	MMS	45
MAXTOR CORP	MXO	45
MAXUS TECHNOLOGY CORP	3MXUSE	45
MAXWELL TECHNOLOGIES INC	MXWL	45
MCAFEE INC	MFE	45
MCDATA CORP -CL A	MCDTA	45
MDI INC	MDII	45
MDSI MOBILE DATA SOLUTIONS	MDSI	45
MEASUREMENT SPECIALTIES INC	MSS	45
MECHANICAL TECHNOLOGY INC	MKTY	45
MEDIA 100 INC	MDEA	45
MEDICAL MAKEOVER CP OF AMER	3MMAM	45
MEDICSIGHT INC	3MSHT	45
MEDQUIST INC	MEDQ	45
MEGADATA CORP	3MDTA	45

MEGATECH CORP	MGTC	45
MEMC ELECTRONIC MATRIALS INC	WFR	45
MEMEC INC-REDH	MEC	45
MENTOR GRAPHICS CORP	MENT	45
MER TELEMGMT SOLUTIONS LTD	MTSL	45
MERCURY INTERACTIVE CORP	MERQ	45
MERGENCE CORP	MRGN	45
MERIX CORP	MERX	45
META GROUP INC	METG	45
METALINK LTD	MTLK	45
METASOLV INC	MSLV	45
METATEC INC	META	45
METHODE ELECTRONICS -CL A	METH	45
METROLOGIC INSTRUMENTS INC	MTLG	45
METTLER-TOLEDO INTL INC	MTD	45
MIAD SYSTEMS LTD	3MIADF	45
MICREL INC	MCRL	45
MICRO COMPONENT TECH	3MCTI	45
MICRO LINEAR CORP	MLIN	45
MICROCHIP TECHNOLOGY INC	MCHP	45
MICROMEM TECHNOLOGIES INC	3MMTIF	45
MICROMUSE INC	MUSE	45
MICRON TECHNOLOGY INC	MU	45
MICRONETICS INC	NOIZ	45
MICROPAC INDUSTRIES INC	3MPAD	45
MICROS SYSTEMS INC	MCRS	45
MICROSEMI CORP	MSCC	45
MICROSOFT CORP	MSFT	45
MICROSTRATEGY INC	MSTR	45
MICROTUNE INC	TUNE	45
MICROWAVE FILTER CO INC	MFCO	45
MIDWAY GAMES INC	MWY	45
MIGRATEC INC	MIGR	45
MIKRON INFRARED INC	MIKR	45
MIND CTI LTD	MNDO	45
MINDSPEED TECHNOLOGIES INC	MSPD	45
MIPS TECHNOLOGIES INC	MIPS	45
MIRAE CORP -ADR	MRAE	45
MIRTRONICS INC	3MNTCE	45
MITEK SYSTEMS INC	3MITK	45
MKS INSTRUMENTS INC	MKSI	45
MOBILE REACH INTERNATIONAL	3MBRI	45
MOBILITY ELECTRONICS INC	MOBE	45
MOBIUS MGMT SYSTEMS INC	MOBI	45
MOCON INC	MOCO	45
MOLDFLOW CORP	MFLO	45
MOLEX INC	MOLX	45
MONEY CENTERS OF AMERICA INC	3MCAM	45
MONOLITHIC POWER SYSTEMS INC	MPWR	45
MONOLITHIC SYS TECHNOLOGIES	MOSY	45
MONTEREY BAY TECH INC	3MBYI	45
MOTIVE INC	MOTV	45

MOTOROLA INC	MOT	45
MPHASE TECHNOLOGIES INC	3XDSL	45
MPS GROUP INC	MPS	45
MPSI SYSTEMS INC	MPSM	45
MRO SOFTWARE INC	MROI	45
MRV COMMUNICATIONS INC	MRVC	45
MSC SOFTWARE CORP	MNSC	45
MSGI SECURITY SOLUTIONS INC	MSGI	45
MTI TECHNOLOGY CORP	MTIC	45
MTM TECHNOLOGIES INC	MTMC	45
MTONE WIRELESS CORP-REDH	MTWI	45
MTS SYSTEMS CORP	MTSC	45
MULTI-FINELINE ELECTRON INC	MFLX	45
MYKROLIS CORP	MYK	45
NAM TAI ELECTRONICS	NTE	45
NANO-PROPRIETARY INC	3NNPP	45
NANOMETRICS INC	NANO	45
NANOPIERCE TECHNOLOGIES INC	3NPCT	45
NANOSYS INC-REDH	NNSY	45
NAPCO SECURITY SYSTEMS INC	NSSC	45
NAPSTER INC	NAPS	45
NASSDA CORP	NSDA	45
NATIONAL DATACOMPUTER INC	3IDCP	45
NATIONAL INSTRUMENTS CORP	NATI	45
NATIONAL SCIENTIFIC CORP	3NSCT	45
NATIONAL SEMICONDUCTOR CORP	NSM	45
NAVIDEC INC	3NVDC	45
NAVISITE INC	NAVI	45
NAVTEQ CORP	NVT	45
NBS TECHNOLOGIES INC	NBSFF	45
NCR CORP	NCR	45
NDS GROUP PLC -ADR	NNDS	45
NEC CORP -ADR	NIPNY	45
NEOFORMA INC	NEOF	45
NEOMAGIC CORP	NMGC	45
NEOMEDIA TECHNOLOGIES INC	3NEOM	45
NEON SYSTEMS INC	NEON	45
NEOWARE SYSTEMS INC	NWRE	45
NERA AS -ADR	NERAY	45
NESS TECHNOLOGIES INC	NSTC	45
NESTOR INC	3NESO	45
NET PERCEPTIONS INC	NETP	45
NET2PHONE INC	NTOP	45
NETEASE.COM INC -ADR	NTES	45
NETGEAR INC	NTGR	45
NETGURU.COM INC	NGRU	45
NETIQ CORP	NTIQ	45
NETLOGIC MICROSYSTEMS INC	NETL	45
NETMANAGE INC	NETM	45
NETOPIA INC	NTPA	45
NETRATINGS INC	NTRT	45
NETSCOUT SYSTEMS INC	NTCT	45

NETSMART TECHNOLOGIES INC	NTST	45
NETSOL TECHNOLOGIES INC	NTWK	45
NETWORK APPLIANCE INC	NTAP	45
NETWORK COMMERCE INC	NWKC	45
NETWORK CONNECTION INC	TNCXQ	45
NETWORK ENGINES INC	NENG	45
NETWORK EQUIPMENT TECH INC	NWK	45
NETWORK-1 SECURITY SOLUTIONS	3NSSI	45
NEW CENTURY EQUITY HLDG CORP	3NCEH	45
NEWMARKET TECHNOLOGY INC	3NMKT	45
NEWPORT CORP	NEWP	45
NEXIQ TECHNOLOGIES INC	NEXQQ	45
NEXPRISE INC	NXPS	45
NEXT GENERATION TECH HLDGS	NGTHQ	45
NEXTEST SYSTEMS CORP-REDH	NEXT	45
NIC INC	EGOV	45
NICE SYSTEMS LTD -ADR	NICE	45
NIDEC CORP -ADR	NJ	45
NIGHTHAWK SYSTEMS INC	3NIHK	45
NIKU CORP	NIKU	45
NINTENDO CO LTD -ADR	NTDOY	45
NMS COMMUNICATIONS CORP	NMSS	45
NMXS.COM INC	3NMXS	45
NOKIA CORP -ADR	NOK	45
NORSAT INTL INC	3NSATF	45
NORTEL NETWORKS (US-GAAP)	NT.US	45
NORTEL NETWORKS CORP	NT	45
NORTEM NV	MTCH	45
NOTIFY TECHNOLOGY CORP	3NTFY	45
NOVA MEASURING INSTRMNTS LTD	NVMI	45
NOVATEL INC	NGPS	45
NOVATEL WIRELESS INC	NVTL	45
NOVELL INC	NOVL	45
NOVELLUS SYSTEMS INC	NVLS	45
NQL INC	NQLIQ	45
NS8 CORP	3NSEO	45
NSTOR TECHNOLOGIES INC	NSO	45
NU HORIZONS ELECTRS CORP	NUHC	45
NUANCE COMMUNICATIONS INC	NUAN	45
NUMEREX CORP -CL A	NMRX	45
NUR MACROPRINTERS LTD	NURMC	45
NUWAVE TECHNOLOGIES INC	3NUWV	45
NVE CORP	NVEC	45
NVIDIA CORP	NVDA	45
NX NETWORKS INC	NXWXQ	45
NYFIX INC	NYFXE	45
O I CORP	OICO	45
O2MICRO INTERNATIONAL LTD	OIIM	45
OASIS SEMICONDUCTOR INC-REDH	OASI	45
OBJECTSOFT CORP	OSFT	45
OCCAM NETWORKS INC	3OCCM	45
OCE NV -ADR	OCENY	45

OLICOM A/S	OLCMF	45
OMNIVISION TECHNOLOGIES INC	OVTI	45
OMTOOL LTD	OMTL	45
ON SEMICONDUCTOR CORP	ONNN	45
ON THE GO HEALTHCARE INC	3OGHC	45
ON TRACK INNOVATIONS LTD	OTIV	45
ON2 TECHNOLOGIES INC	ONT	45
ONE LINK 4 TRAVEL INC	3OLKT	45
ONE VOICE TECHNOLOGIES INC	3ONEV	45
ONLINE PROCESSING INC	3OLPC	45
ONLINE RESOURCES CORP	ORCC	45
ONSTREAM MEDIA CORP	ONSM	45
ONVIA INC	ONVI	45
ONYX SOFTWARE CORP	ONXS	45
OPEN SOLUTIONS INC	OPEN	45
OPEN TEXT CORP	OTEX	45
OPENTV CORP	OPTV	45
OPENWAVE SYSTEMS INC	OPWV	45
OPLINK COMMUNICATIONS INC	OPLK	45
OPNET TECHNOLOGIES INC	OPNT	45
OPSWARE INC	OPSW	45
OPTELECOM-NKF INC	OPTC	45
OPTI INC	3OPTI	45
OPTIBASE LTD	OBAS	45
OPTICAL CABLE CORP	OCCF	45
OPTICAL COMMUNICATION PRODS	OCPI	45
OPTIMAL GROUP INC	OPMR	45
OPTIO SOFTWARE INC	3OPTO	45
ORACLE CORP	ORCL	45
ORBIT/FR INC	3ORFR	45
ORBOTECH LTD	ORBK	45
ORCKIT COMMUNICATIONS LTD	ORCT	45
OSE USA INC	3OSEE	45
OSI SYSTEMS INC	OSIS	45
OVERLAND STORAGE INC	OVRL	45
OYO GEOSPACE CORP	OYOG	45
P-COM INC	3PCMC	45
PACEL CORP	3PCLL	45
PACIFIC INTERNET LTD	PCNTF	45
PACIFIC MAGTRON INTL CORP	3PMIC	45
PACIFICNET INC	PACT	45
PACKETEER INC	PKTR	45
PACKETPORT.COM INC	3PKPT	45
PALMONE INC	PLMO	45
PALMSOURCE INC	PSRC	45
PANAVISION INC	3PVIS	45
PAPERCLIP SOFTWARE INC	3PCLP	45
PAR TECHNOLOGY CORP	PTC	45
PARADYNE NETWORKS INC	PDYN	45
PARAMETRIC TECHNOLOGY CORP	PMTC	45
PARK CITY GROUP INC	3PKCY	45
PARK ELECTROCHEMICAL CORP	PKE	45

PARKERVISION INC	PRKR	45
PARLAY ENTERTAINMENT INC	PRYNF	45
PARLEX CORP	PRLX	45
PASW INC	3PASW	45
PATH 1 NETWORK TECHNOL INC	PNO	45
PATRIOT SCIENTIFIC CORP	3PTSC	45
PAXAR CORP	PXR	45
PAYCHEX INC	PAYX	45
PAYMENT DATA SYSTEMS INC	3PYDS	45
PC CONNECTION INC	PCCC	45
PCD INC	PCDIQ	45
PCTEL INC	PCTI	45
PDF SOLUTIONS INC	PDFS	45
PEC SOLUTIONS INC	PECS	45
PEERLESS SYSTEMS CORP	PRLS	45
PEGASUS SOLUTIONS INC	PEGS	45
PEGASYSTEMS INC	PEGA	45
PEMSTAR INC	PMTR	45
PERCEPTRON INC	PRCP	45
PEREGRINE SYSTEMS INC	PRGN	45
PERFICIENT INC	PRFT	45
PERFORMANCE TECHNOLOGIES INC	PTIX	45
PERICOM SEMICONDUCTOR CORP	PSEM	45
PEROT SYSTEMS CORP	PER	45
PERVASIVE SOFTWARE INC	PVSW	45
PFSWEB INC	PFSW	45
PHARSIGHT CORP	3PHST	45
PHASE FORWARD INC	PFWD	45
PHOENIX TECHNOLOGIES LTD	PTEC	45
PHOTON DYNAMICS INC	PHTN	45
PHOTONICS PRODUCTS GROUP INC	3PHPG	45
PHOTRONICS INC	PLAB	45
PINNACLE DATA SYSTEMS INC	PNS	45
PINNACLE SYSTEMS INC	PCLE	45
PIXELWORKS INC	PXLW	45
PLAINTREE SYSTEMS INC	3LANPF	45
PLANAR SYSTEMS INC	PLNR	45
PLANETOUT INC	LGBT	45
PLANGRAPHICS INC	PGRA	45
PLANTRONICS INC	PLT	45
PLATO LEARNING INC	TUTR	45
PLEXUS CORP	PLXS	45
PLIANT SYSTEMS INC	PLNS	45
PLUMTREE SOFTWARE INC	PLUM	45
PLX TECHNOLOGY INC	PLXT	45
PMC-SIERRA INC	PMCS	45
PNY TECHNOLOGIES INC-REDH	PNYT	45
POLYCOM INC	PLCM	45
PORTA SYSTEMS CORP	3PYTM	45
PORTAL SOFTWARE INC	PRSFE	45
PORTALPLAYER INC	PLAY	45
POWER INTEGRATIONS INC	POWI	45

POWERDSINE LTD	PDSN	45
POWERWAVE TECHNOLOGIES INC	PWAV	45
PR SPECIALISTS INC	PRNC	45
PREMIER FARNELL PLC -ADR	PFP	45
PRESCIENT APPLIED INTELLIGEN	3PPID	45
PRESSTEK INC	PRST	45
PRIMAL SOLUTIONS INC	3PSOL	45
PRINTRONIX INC	PTNX	45
PRISM SOFTWARE CORP	3PSOF	45
PRIVATE BUSINESS INC	PBIZ	45
PROGINET CORP	3PRGF	45
PROGRAMMER'S PARADISE INC	PROG	45
PROGRESS SOFTWARE CORP	PRGS	45
PROTOSOURCE CORP	3PSCO	45
PROXIM CORP	PROX	45
PSC INC	PSCXQ	45
PSI TECHNOLOGIES HLDGS -ADR	PSIT	45
PSINET INC	3PSIXQ	45
PUBLICARD INC	3CARD	45
QAD INC	QADI	45
QIAO XING UNVERSAL TELEPHONE	XING	45
QLOGIC CORP	QLGC	45
QUALCOMM INC	QCOM	45
QUALITY SYSTEMS INC	QSII	45
QUALMARK CORP	3QMRK	45
QUALSTAR CORP	QBAK	45
QUANTUM CORP	DSS	45
QUEPASA CORP	3QPSA	45
QUEST SOFTWARE INC	QSFT	45
QUICKLOGIC CORP	QUIK	45
QUINTUS CORP	QNTSQ	45
QUOKKA SPORTS INC	QKKAQ	45
QUOVADX INC	QVDX	45
R F INDUSTRIES LTD	RFIL	45
RACKABLE SYSTEMS INC-REDH	RACK	45
RADA ELECTRONIC INDS	RADI	45
RADCOM LTD	RDCM	45
RADIANT SYSTEMS INC	RADS	45
RADISYS CORP	RSYS	45
RADVIEW SOFTWARE LTD	3RDVWF	45
RADVISION LTD	RVSN	45
RADWARE LTD	RDWR	45
RADYNE COMSTREAM INC	RADN	45
RAE SYSTEMS INC	RAE	45
RAINDANCE COMMUNICATIONS INC	RNDC	45
RAINING DATA CORP	RDTA	45
RAINMAKER SYSTEMS INC	RMKR	45
RAMBUS INC	RMBS	45
RAMTRON INTERNATIONAL CORP	RMTR	45
READ-RITE CORP	RDRTQ	45
REALITY WIRELESS NETWRKS INC	3RWLN	45
REALNETWORKS INC	RNWK	45

RED HAT INC	RHAT	45
REDBACK NETWORKS INC	RBAK	45
REDIFF.COM INDIA LTD -ADR	REDF	45
REGISTER.COM INC	RCOM	45
RELIABILITY INC	REAL	45
RELIABLE POWER SYSTEMS INC	3RPSIE	45
RELM WIRELESS CORP	3RELM	45
REMEC INC	REMC	45
RENAISSANCE LEARNING INC	RLRN	45
REPTRON ELECTRONICS INC	3REPTQ	45
RESEARCH FRONTIERS INC	REFR	45
RESEARCH IN MOTION LTD	RIMM	45
RETALIX LTD	RTLX	45
RETEK INC	RETK	45
REYNOLDS & REYNOLDS -CL A	REY	45
REYNOLDS & REYNOLDS-PRE FASB	REY.F	45
RF MICRO DEVICES INC	RFMD	45
RF MONOLITHICS INC	RFMI	45
RHYTHMS NETCONNECTIONS INC	RTHMQ	45
RICHARDSON ELECTRONICS LTD	RELLE	45
RIGHTNOW TECHNOLOGIES INC	RNOW	45
RIMAGE CORP	RIMG	45
RISK(GEORGE) INDS INC	3RISKA	45
RIT TECHNOLOGIES LTD	RITT	45
RIVERSTONE NETWORKS INC	RSTN	45
ROBOCOM SYSTEMS INTL INC	3RIMS	45
ROBOTIC VISION SYSTEMS INC	RVSIQ	45
ROFIN SINAR TECHNOLOGIES INC	RSTI	45
ROGERS CORP	ROG	45
ROO GROUP INC	3ROOG	45
ROOMLINX INC	3RMLXE	45
RSA SECURITY INC	RSAS	45
RUBY MINING CO	3RUBM	45
RUDOLPH TECHNOLOGIES INC	RTEC	45
S R TELECOM INC	SRXA	45
S1 CORP	SONE	45
SABA SOFTWARE INC	SABA	45
SABRE HOLDINGS CORP -CL A	TSG	45
SAFE TECHNOLOGIES INTL	3SFAD	45
SAFEGUARD SCIENTIFICS INC	SFE	45
SAFENET INC	SFNT	45
SAFLINK CORP	SFLK	45
SAGENT TECHNOLOGY INC	SGNT	45
SALESFORCE.COM INC	CRM	45
SALON MEDIA GROUP INC	3SALN	45
SAND TECHNOLOGY INC -CL A	SNDT	45
SANDISK CORP	SNDK	45
SANMINA-SCI CORP	SANM	45
SAP AG -ADR	SAP	45
SAPIENS INTL CORP N V	SPNS	45
SAPIENT CORP	SAPE	45
SATCON TECHNOLOGY CORP	SATC	45

SATYAM COMPUTR SVC LTD -ADR	SAY	45
SAVVIS COMMUNICATIONS CORP	SVVS	45
SBE INC	SBEI	45
SBS TECHNOLOGIES INC	SBSE	45
SCAN OPTICS INC	3SOCR	45
SCANNER TECHNOLOGIES CORP	3SCNI	45
SCANSOFT INC	SSFT	45
SCANSOURCE INC	SCSC	45
SCANVEC CO	SVECF	45
SCHMITT INDUSTRIES INC/OR	SMIT	45
SCIENCE DYNAMICS CORP	3SIDY	45
SCIENT INC	SCNTQ	45
SCIENTIFIC LEARNING CORP	SCIL	45
SCIENTIFIC TECHNOLOGIES INC	STIZ	45
SCIENTIFIC-ATLANTA INC	SFA	45
SCITEX CORP LTD -ORD	SCIX	45
SCM MICROSYSTEMS INC	SCMM	45
SCO GROUP INC	SCOX	45
SCORES HOLDING CO INC	3SCRH	45
SEACHANGE INTERNATIONAL INC	SEAC	45
SEAGATE TECHNOLOGY	STX	45
SECURE COMPUTING CORP	SCUR	45
SECURE TECHNOLOGIES GROUP	3SCTCE	45
SECURED SERVICES INC	3SSVC	45
SED INTERNATIONAL HLDGS INC	SECX	45
SEDONA CORP	3SDNA	45
SEEBEYOND TECHNOLOGY CORP	SBYN	45
SEEC INC	SEEC	45
SEGUE SOFTWARE INC	SEGU	45
SELECTICA INC	SLTC	45
SEMICONDUCTOR MFG INTL CORP	SMI	45
SEMITOOL INC	SMTL	45
SEMOTUS SOLUTIONS INC	DLK	45
SEMTECH CORP	SMTC	45
SENSE TECHNOLOGIES INC	3SNSG	45
SENTEX SENSING TECHNOLOGY	3SENS	45
SENTO CORP	SNTO	45
SENTRY TECHNOLOGY CORP	3SKVY	45
SERENA SOFTWARE INC	SRNA	45
SERENA SOFTWARE INC-PROFORMA	SRNA.P	45
SERVICEWARE TECHNOLOGIES INC	3SVWN	45
SEVEN NETWORKS INC-REDH	SEVN	45
SHANDA INTERACTIVE-ADR	SNDA	45
SHARP HOLDING CORP	3SHAR	45
SI INTERNATIONAL INC	SINT	45
SI TECHNOLOGIES INC	SISI	45
SIBONEY CORP	3SBON	45
SIEBEL SYSTEMS INC	SEBL	45
SIERRA MONITOR CORP	3SRMC	45
SIERRA WIRELESS INC	SWIR	45
SIFY LTD -ADR	SIFY	45
SIGMA DESIGNS INC	SIGM	45

SIGMATEL INC	SGTL	45
SIGMATRON INTERNATIONAL INC	SGMA	45
SILENT WITNESS ENTERPRISES	SILWF	45
SILICOM LTD	SILCF	45
SILICON GRAPHICS INC	SGI	45
SILICON IMAGE INC	SIMGE	45
SILICON LABORATORIES INC	SLAB	45
SILICON STORAGE TECHNOLOGY	SSTI	45
SILICONIX INC	SILI	45
SILICONWARE PRECISION -ADR	SPIL	45
SILVERLINE TECHNOL LTD -ADR	SLTTY	45
SILVERSTAR HOLDINGS LTD	SSTR	45
SIMPLETECH INC	STEC	45
SIMTEK CORP	3SRAM	45
SIMTROL INC	3SMRL	45
SIMULATIONS PLUS INC	SLP	45
SINA CORP	SINA	45
SIPEX CORP	SIPXE	45
SIRENZA MICRODEVICES INC	SMDI	45
SIRF TECHNOLOGY HLDGS INC	SIRF	45
SIRICOMM INC	3SIRC	45
SKILLSOFT PLC -ADR	SKIL	45
SKYLYNX COMMUNICATIONS INC	3SKYC	45
SKYWORKS SOLUTIONS INC	SWKS	45
SM&A CORP	WINS	45
SMARTSERV ONLINE INC	3SSRV	45
SMARTVIDEO TECHNOLOGIES INC	3SMVD	45
SMITH MICRO SOFTWARE INC	SMSI	45
SMTC CORP	SMTX	45
SOCKET COMMUNICATIONS INC	SCKT	45
SOFTECH INC	3SOFT	45
SOFTLOCK.COM INC	DIGSQ	45
SOFTNET TECHNOLOGY CORP	3STTC	45
SOHU.COM INC	SOHU	45
SOLECTRON CORP	SLR	45
SOLITRON DEVICES INC	3SODI	45
SOMERA COMMUNICATIONS INC	SMRA	45
SONIC FOUNDRY INC	SOFO	45
SONIC SOLUTIONS	SNIC	45
SONICWALL INC	SNWL	45
SONO-TEK CORP	3SOTK	45
SONUS NETWORKS INC	SONS	45
SOURCINGLINK.NET INC	SNET	45
SPATIALIGHT INC	HDTV	45
SPATIALIZER AUDIO LABS INC	3SPAZ	45
SPECTRA SYSTEMS CORP-REDH	SPSY.1	45
SPECTRALINK CORP	SLNK	45
SPECTRE GAMING INC	3SGMG	45
SPECTRUM CONTROL INC	SPEC	45
SPECTRUM SIGNAL PROCESSING	SSPI	45
SPEEDCOM WIRELESS CORP	3SPWC	45
SPESCOM SOFTWARE INC	3SPCO	45

SPIRENT PLC -ADR	SPM	45
SPORTSNUTS INC	3SPCI	45
SPSS INC	SPSS	45
SRA INTERNATIONAL INC	SRX	45
SRS LABS INC	SRSL	45
SS&C TECHNOLOGIES INC	SSNC	45
SSA GLOBAL TECHNOLOGIES-REDH	SSAG	45
STAKTEK HOLDINGS INC	STAK	45
STANDARD MICROSYSTEMS CORP	SMSC	45
STARTEK INC	SRT	45
STATS CHIPPAC LTD -ADR	STTS	45
STEALTH MEDIALABS INC	SMLA	45
STEELCLOUD INC	SCLD	45
STELLENT INC	STEL	45
STM WIRELESS INC	STMIQ	45
STMICROELECTRONICS NV -ADR	STM	45
STOCKERYALE INC	STKR	45
STOCKGROUP INFORMATION SYS	3SWEB	45
STORAGE COMPUTER CORP	SOSO	45
STORAGE ENGINE INC	SENGQ	45
STORAGE TECHNOLOGY CP	STK	45
STRATABASE	3SBASF	45
STRATASYS INC	SSYS	45
STRATEX NETWORKS INC	STXN	45
STRATOS INTERNATIONAL INC	STLW	45
STRONGHOLD TECHNOLOGIES INC	3SGHT	45
SUMMUS INC	3SMMU	45
SUMTOTAL SYSTEMS INC	SUMTE	45
SUN MICROSYSTEMS INC	SUNW	45
SUNAIR ELECTRONICS INC	SNR	45
SUNGARD DATA SYSTEMS INC	SDS	45
SUNRISE TELECOM INC	SRTI	45
SUNTRON CORP	SUNN	45
SUPER ENERGY INVESTMNTS CORP	SYIV	45
SUPER VISION INTL INC -CL A	SUPVA	45
SUPERCLICK INC	3SPCK	45
SUPERCONDUCTOR TECHNOLOGIES	SCON	45
SUPERIOR ESSEX INC	SPSX	45
SUPERTEX INC	SUPX	45
SUPPORTSOFT INC	SPRT	45
SUTRON CORP	3STRN	45
SVC FINANCIAL SERVICES INC	SVCX	45
SVT INC	SVTV	45
SYBARI SOFTWARE INC-REDH	SYBS	45
SYBASE INC	SY	45
SYCAMORE NETWORKS INC	SCMR	45
SYKES ENTERPRISES INC	SYKE	45
SYMANTEC CORP	SYMC	45
SYMBIAT INC	SYBA	45
SYMBOL TECHNOLOGIES	SBL	45
SYMMETRICOM INC	SYMM	45
SYNAPTICS INC	SYNA	45

SYNERGX SYSTEMS INC	SYNX	45
SYNERGY BRANDS INC	SYBR	45
SYNETICS SOULTIONS INC-REDH	SYSN	45
SYNNEX CORP	SNX	45
SYNOPSYS INC	SNPS	45
SYNPLICITY INC	SYNP	45
SYNTEL INC	SYNT	45
TAITRON COMPONENTS -CL A	TAIT	45
TAIWAN SEMICONDUCTOR -ADR	TSM	45
TAKE-TWO INTERACTIVE SFTWR	TTWO	45
TALX CORP	TALX	45
TANKLESS SYSTEMS WORLDWIDE	3TSYW	45
TARANTELLA INC	3TTLA	45
TASER INTERNATIONAL INC	TASR	45
TAYLOR MADISON CORP	TMDN	45
TDK CORP -ADS	TDK	45
TECH DATA CORP	TECD	45
TECH LABORATORIES INC	3TCHL	45
TECHNICAL COMMUNICATIONS CP	3TCCO	45
TECHNITROL INC	TNL	45
TECHNOLOGY SOLUTIONS CO	TSCC	45
TECHNOPRISES LTD	3TNOLF	45
TECHTEAM GLOBAL INC	TEAM	45
TECNOMATIX TECHNOLOGIES LTD	TCNO	45
TEGAL CORP	TGAL	45
TEKELEC	TKLC	45
TEKNOWLEDGE CORP	TEKC	45
TEKTRONIX INC	TEK	45
TEKTRONIX INC-PRO FORMA	TEK.P	45
TELECOMMUNICATION SYS INC	TSYS	45
TELEDIGITAL INC	TLDG	45
TELENETICS CORP	3TLNTE	45
TELESIS NORTH COMMUNICATIONS	TNCVF	45
TELEVIDEO INC	TELV	45
TELKONET INC	TKO	45
TELLABS INC	TLAB	45
TELLABS INC-PRO FORMA	TLAB.P	45
TELOS CORP/MD -CL A	6534C	45
TELTRONICS INC	3TELT	45
TELULAR CORP	WRLS	45
TELUM INTERNATIONAL CORP	TLMIF	45
TELYNX INC	TLYN	45
TENFOLD CORP	3TENF	45
TERADYNE INC	TER	45
TERAFORCE TECHNOLOGY CORP	3TERA	45
TERAYON COMMUN SYSTEMS INC	TERN	45
TERRA NETWORKS SA -ADR	TRRA	45
TERREMARK WORLDWIDE INC	TWW	45
TESSCO TECHNOLOGIES INC	TESS	45
TESSERA TECHNOLOGIES INC	TSRA	45
TEXAS INSTRUMENTS INC	TXN	45
THERMA WAVE INC	TWAV	45

THESTREET.COM	TSCM	45
THQ INC	THQI	45
THREE-FIVE SYSTEMS INC	TFS	45
TIBCO SOFTWARE INC	TIBX	45
TIER TECHNOLOGIES INC -CL B	TIER	45
TIGER TELEMATICS INC	TGTL	45
TII NETWORK TECHNOLOGIES INC	TIII	45
TIKCRO TECHNOLOGIES LTD	3TKCRF	45
TIME AMERICA INC	3TMAM	45
TIMELINE INC	3TMLN	45
TITAN CORP	TTN	45
TMS INC	3TMSS	45
TNS INC	TNS	45
TOLLGRADE COMMUNICATIONS INC	TLGD	45
TOP IMAGE SYSTEMS LTD	TISA	45
TORRENT ENERGY CORP	3TREN	45
TOSHIBA CORP	TOSBF	45
TOTAL SYSTEM SERVICES INC	TSS	45
TOUCHSTONE SOFTWARE CORP	3TSSW	45
TOWER SEMICONDUCTOR LTD	TSEM	45
TPC LIQUIDATION	TPLQ	45
TRACK DATA CORP	TRAC	45
TRAMFORD INTERNATIONAL LTD	TRFDF	45
TRANS-INDUSTRIES INC	TRNI	45
TRANS-LUX CORP	TLX	45
TRANSACT TECHNOLOGIES INC	TACT	45
TRANSBOTICS CORP	3TNSB	45
TRANSCAT INC	TRNS	45
TRANSMETA CORP	TMTA	45
TRANSNATIONAL INDUSTRIES INC	TRSN	45
TRANSWITCH CORP	TXCC	45
TRAVELZOO INC	TZOO	45
TREND MICRO INC -ADR	TMIC	45
TRICORD SYSTEMS INC	TRCDQ	45
TRIDENT MICROSYSTEMS INC	TRID	45
TRIDEX CORP	3TRDXQ	45
TRIKON TECHNOLOGIES INC	TRKN	45
TRIMBLE NAVIGATION LTD	TRMB	45
TRIMOL GROUP INC	3TMOL	45
TRINTECH GROUP PLC -ADR	TTPA	45
TRIO-TECH INTERNATIONAL	TRT	45
TRIPATH TECHNOLOGY INC	TRPH	45
TRIPLE P NV	TPPP	45
TRIQUINT SEMICONDUCTOR INC	TQNT	45
TRNSACTN SYS ARCHTCTS -CL A	TSAI	45
TROY GROUP INC	TROY	45
TSR INC	TSRI	45
TTI TEAM TELECOM INTL LTD	TTIL	45
TTM TECHNOLOGIES INC	TTMI	45
TUCOWS INC	3TCOW	45
TUMBLEWEED COMMUNICATIONS C(	TMWD	45
TURNSTONE SYSTEMS INC	TSTN	45

TUT SYSTEMS INC	TUTS	45
TVIA INC	TVIA	45
TYLER TECHNOLOGIES INC	TYL	45
ULTICOM INC	ULCM	45
ULTIMATE SOFTWARE GROUP INC	ULTI	45
ULTRA CLEAN HOLDINGS INC	UCTT	45
ULTRADATA SYSTEMS INC	3ULTR	45
ULTRATECH INC	UTEK	45
UNICA CORP-REDH	UNCA	45
UNIFY CORP	3UNFY	45
UNISYS CORP	UIS	45
UNITED ONLINE INC	UNTD	45
UNITED SYSTEMS TECHNOLOGY	3USTI	45
UNITRONIX CORP	UTRX	45
UNIVERSAL ACCESS GLOBAL HLDG	UAXSQ	45
UNIVERSAL DISPLAY CORP	PANL	45
UNOVA INC	UNA	45
US DATAWORKS INC	UDW	45
USA TECHNOLOGIES INC	3USTT	45
USA VIDEO INTERACTIVE CORP	3USVO	45
USINTERNETWORKING INC	USIXQ	45
USURF AMERICA INC	3USUR	45
UTD MICROELECTRONICS -ADR	UMC	45
UTSTARCOM INC	UTSI	45
V-ONE CORP	VNECQ	45
V3 SEMICONDUCTOR INC	VVVIQ	45
VA SOFTWARE CORP	LNUX	45
VALUECLICK INC	VCLK	45
VARIAN SEMICONDUCTOR EQUIPMT	VSEA	45
VARTECH SYSTEMS INC	VRTK	45
VASCO DATA SEC INTL INC	VDSI	45
VASTERA INC	VAST	45
VCAMPUS CORP	VCMP	45
VEECO INSTRUMENTS INC	VECO	45
VENDINGDATA CORP	VNX	45
VERADO HOLDINGS INC	VRDOQ	45
VERAMARK TECHNOLOGIES INC	3VERA	45
VERIDICOM INTERNATIONAL INC	3VRDI	45
VERIFONE HOLDINGS INC	PAY	45
VERILINK CORP	VRLK	45
VERINT SYSTEMS INC	VRNT	45
VERISIGN INC	VRSN	45
VERISITY LTD	VRST	45
VERITAS SOFTWARE CORP	VRTS	45
VERITEC INC	3VRTC	45
VERITY INC	VRTY	45
VERSANT CORP	VSNT	45
VERSATA INC	VATA	45
VERSO TECHNOLOGIES INC	VRSO	45
VERSUS TECHNOLOGY INC	VSTI	45
VERTEL CORP	VRTL	45
VERTICALNET INC	VERT	45

VI GROUP PLC -ADR	GVIPY	45
VIA NET.WORKS INC	VNWI	45
VIANET TECHNOLOGIES INC	VNTK	45
VIASAT INC	VSAT	45
VICON INDUSTRIES INC	VII	45
VICTORIA INDUSTRIES INC	VIIN	45
VIDEO DISPLAY CORP	VIDE	45
VIEWCAST.COM INC	3VCST	45
VIEWPOINT CORP	VWPT	45
VIGNETTE CORP	VIGN	45
VIISAGE TECHNOLOGY INC	VISGE	45
VILLAGE EDOCS INC	3VEDO	45
VIRAGE LOGIC CORP	VIRL	45
VIRTGAME CORP	3VGTI	45
VIRTRA SYSTEMS INC	3VTSI	45
VIRYANET LTD	VRYA	45
VISEON INC	3VSNI	45
VISHAY INTERTECHNOLOGY INC	VSH	45
VISUAL NETWORKS INC	VNWK	45
VITALSTREAM HOLDINGS INC	3VSTH	45
VITECH AMERICA INC	VTCHQ	45
VITESSE SEMICONDUCTOR CORP	VTSS	45
VITRIA TECHNOLOGY INC	VITR	45
VIVID LEARNING SYS INC-REDH	0563B	45
VOCALTEC COMMUNICATIONS LTD	VOCL	45
VODAVI TECHNOLOGY INC	VTEK	45
VOICEFLASH NETWORKS INC	VFNX	45
VOLTERRA SEMICONDUCTOR CORP	VLTR	45
VOXWARE INC	3VOXW	45
VSOURCE INC	3VSCE	45
VYYO INC	VYYO	45
WAREFORCE.COM	3WFRC	45
WARP TECHNOLOGY HLDGS INC	3WARP	45
WATCHGUARD TECHNOLOGIES INC	WGRD	45
WAVE SYSTEMS CORP -CL A	WAVX	45
WAVECOM SA -ADR	WVCM	45
WAVERIDER COMMUNICATIONS INC	3WAVR	45
WEBB INTERACTIVE SVCS INC	3WEBB	45
WEBEX COMMUNICATIONS INC	WEBX	45
WEBMETHODS INC	WEBM	45
WEBSENSE INC	WBSN	45
WEBSIDESTORY INC	WSSI	45
WEGENER CORP	WGNR	45
WELLPOINT INC-PRO FORMA	WLP.R	45
WESTCON GROUP INC-REDH	WCON	45
WESTELL TECH INC -CL A	WSTL	45
WESTERN DIGITAL CORP	WDC	45
WHITE ELECTRONIC DESIGNS CP	WEDC	45
WIDECOM GROUP INC	WIDE	45
WIDEPOINT CORP	3WDPT	45
WIND RIVER SYSTEMS INC	WIND	45
WINLAND ELECTRONICS INC	WEX	45

WINMAX TRADING GROUP INC	WMTG	45
WIPRO LTD -ADR	WIT	45
WIRELESS TELECOM GROUP INC	WTT	45
WIRELESS XCESSORIES GRP INC	3WIRX	45
WITNESS SYSTEMS INC	WITS	45
WIZZARD SOFTWARE CORP	3WIZD	45
WJ COMMUNICATIONS INC	WJCI	45
WOODHEAD INDUSTRIES INC	WDHD	45
WORKSTREAM INC	WSTM	45
WORLD AM INC	3WDAM	45
WORLD WASTE TECHNOLOGIES INC	3WDWT	45
WORLDBID CORP	3WBID	45
WORLDGATE COMMUNICATIONS INC	WGAT	45
WORLDSPAN TECHNOL INC-REDH	WS	45
WPCS INTERNATIONAL INC	WPCS	45
WRIGHT EXPRESS CORP	WXS	45
X-RITE INC	XRIT	45
XATA CORP	XATA	45
XCELERA INC	XLACF	45
XEROX CORP	XRX	45
XILINX INC	XLNX	45
XYBERNAUT CORP	XYBRE	45
XYRATEX LTD	XRTX	45
YAHOO INC	YHOO	45
YDI WIRELESS INC	YDIW	45
YIFAN COMMUNICATIONS INC	YIFN	45
YP CORP	3YPNT	45
YZAPP INTERNATIONAL INC-REDH	0489B	45
ZANETT INC	ZANE	45
ZARLINK SEMICONDUCTOR INC	ZL	45
ZEBRA TECHNOLOGIES CP -CL A	ZBRA	45
ZHONE TECHNOLOGIES INC	ZHNE	45
ZI CORP	ZICA	45
ZILOG INC	ZILG	45
ZIX CORP	ZIXI	45
ZKID NETWORK CO	3ZKIDE	45
ZOMAX INC/MN	ZOMX	45
ZONES INC	ZONS	45
ZOOLINK CORP	ZLNK	45
ZOOM TECHNOLOGIES INC	ZOOM	45
ZORAN CORP	ZRAN	45
ZYGO CORP	ZIGO	45
ZYNEX MEDICAL HOLDINGS INC	3ZYNX	45
ACCERIS COMMUNICATIONS INC	3ACRS	50
ALAMOSA HOLDINGS INC	APCS	50
ALASKA COMMUNICATIONS SYS GP	ALSK	50
ALLTEL CORP	AT	50
ALLTEL PENNSYLVANIA INC	AT2	50
AMBIENT CORP	3ABTG	50
AMERICA MOVIL SA DE CV -ADR	AMX	50
AMERICAN CELLULAR CORP	0457B	50
AMERICAN TOWER CORP	AMT	50

APT SATELLITE HOLDINGS -ADR	ATS	50
AQUIS COMMUNICATIONS INC	AQIS	50
ARBINET-THEXCHANGE INC	ARBX	50
AREL COMMUNICATIONS & SFTWRE	ARLC	50
ASIA SATELLITE TELECOM -ADR	SAT	50
AT ROAD INC	ARDI	50
AT&T CORP	T	50
ATLANTIC TELE-NETWORK INC	ANK	50
ATSI COMMUNICATIONS INC	3ATSX	50
ATX COMMUNICATIONS INC	COMMQ	50
BCE INC	BCE	50
BELL CANADA	BCE1	50
BELL CANADA INTL INC	BCICF	50
BELLSOUTH CORP	BLS	50
BESTNET COMMUNICATIONS CORP	3BESC	50
BOSTON COMMUNICATIONS GROUP	BCGI	50
BRASIL TELECOM PART -ADR	BRP	50
BRASIL TELECOM SA -ADR	BTM	50
BROADWING CORP	BWNG	50
BT GROUP PLC -ADR	BT	50
CA NAC TELEFONOS VENEZ -ADR	VNT	50
CABLE & WIRELESS PLC -ADR	CWP	50
CALL-NET ENTERPRISES -CL B	3CNEZF	50
CALLWAVE INC	CALL	50
CELLCO PARTNERSHIP	0537B	50
CENTENNIAL COMMUN CP -CL A	CYCL	50
CENTURYTEL INC	CTL	50
CHILESAT CORP SA -ADR	CSAOY	50
CHINA MOBILE HONG KONG -ADR	CHL	50
CHINA NETCOM GROUP-ADR-REDH	CN	50
CHINA PRINTING INC	3CHPIE	50
CHINA TELECOM CORP LTD -ADR	CHA	50
CHINA UNICOM LTD -ADR	CHU	50
CHUNGHWA TELECOM CO -ADR	CHT	50
CINCINNATI BELL INC	CBB	50
CINGULAR WIRELESS LLC	0394B	50
CITIZENS COMMUNICATIONS CO	CZN	50
CITY TELECOM H K LTD -ADR	CTEL	50
COGENT COMMUNICATIONS GRP	COI	50
COLT TELECOM GROUP PLC -ADR	COLT	50
COMMONWLTH TELE ENTER	CTCO	50
COMPANIA TELECOM CHILE -ADS	CTC	50
COMPLETEL EUROPE NV	CLTLF	50
CONECTISYS CORP	3CNES	50
CONSOL COMMUN ILL/TEX	0645B	50
CORDIA CORP	3CORG	50
COUNSEL CORP	CXSNF	50
COVAD COMMUNICATIONS GROUP	3COVD	50
COVISTA COMMUNICATIONS INC	CVST	50
CROSSWAVE COMMUN INC -ADR	CWCIQ	50
CROWN CASTLE INTL CORP	CCI	50
CT COMMUNICATIONS INC	CTCI	50

CTC COMMUNICATIONS GROUP INC	CPTLQ	50
CYBERTEL CAPITAL CORP	3CYBTE	50
D & E COMMUNICATIONS INC	DECC	50
DAVEL COMMUNICATIONS INC	3DAVLE	50
DEUTSCHE TELEKOM AG -ADR	DT	50
DIAL THRU INTERNATIONAL CORP	3DTIX	50
DIAMOND CABLE COMMUN LTD	0171B	50
DOBSON COMMUNICATIONS CORP	DCEL	50
E SPIRE COMMUNICATIONS INC	3ESPIQ	50
EGLOBE INC	EGLOQ	50
ELEC COMMUNICATIONS CORP	3ELEC	50
ELEPHANT TALK COMM INC	3ETLK	50
EMBRATEL PARTICIPACOES -ADR	EMT	50
EQUANT N V -ADR	ENT	50
FAIRPOINT COMMUNICATIONS INC	FRP	50
FIBERNET TELECOM GROUP INC	FTGX	50
FIRST AVE NETWORKS INC	3FRNS	50
FONIX CORP	3FNIX	50
FRANCE TELECOM -ADR	FTE	50
FUSION TELECOMMUNICATIONS	FSN	50
GENERAL COMMUNICATION -CL A	GNCMA	50
GENESYS SA -ADR	GNSY	50
GLOBAL CROSSING LTD	GLBC	50
GLOBAL LT TELECOMMUNICATIONS	GBTI	50
GLOBETRAC INC	3GBTR	50
GOAMERICA INC	GOAM	50
GOLDEN TELECOM INC	GLDN	50
GRUPO IUSACELL SA -ADR	CEL	50
GST TELECOMM INC	3GSTXQ	50
GT GROUP TELECOM INC	GTTLQ	50
GTC TELECOM CORP	3GTCC	50
HANAROTELECOM INC -ADR	HANA	50
HECTOR COMMUNICATIONS CORP	HCT	50
HELLENIC TELECOM ORG -ADR	OTE	50
HICKORY TECH CORP	HTCO	50
HUGO INTL TELECOM INC	HGOI	50
HUNGARIAN TEL & CABLE CORP	HTC	50
HUTCHISON TELECOMM-ADR	HTX	50
IDT CORP	IDT	50
IMPSAT FIBER NETWORKS INC	3IMFN	50
INFINICALL CORP	3INFL	50
INPHONIC INC	INPC	50
INTEGRATED DATA CORP	3ITDD	50
IOWA TELECOM SERVICES INC	IWA	50
IPCS INC	3IPCX	50
ITC DELTACOM INC	ITCD	50
IWO HOLDINGS INC	IWHD	50
KPNQWEST N V -ADR	3KQIPQ	50
KT CORP -ADR	KTC	50
LCC INTERNATIONAL INC -CL A	LCCI	50
LEAP WIRELESS INTL INC	3LEAP	50
LEVEL 3 COMMUNICATIONS INC	LVLT	50

LINKTONE LTD	LTON	50
LOGIX COMMUNICATIONS ENTERP	0186B	50
LYNCH INTERACTIVE CORP	LIC	50
MADISON RIVER CAP LLC	0522B	50
MADISON RIVER COMM -REDH	0637B	50
MAGYAR TELEKOM LTD -ADR	MTA	50
MAHANAGAR TEL NIGAM -ADR	MTE	50
MCI INC	MCIP	50
MCLEODUSA INC -CL A	MCLD	50
METRICOM INC	MCOMQ	50
METRO ONE TELECOMM INC	INFO	50
METROMEDIA INTERNATIONAL GRP	3MTRME	50
MILLICOM INTL CELLULAR SA	MICC	50
MMO2 PLC -ADR	OOM	50
MOBILE TELESYSTEMS OJS -ADR	MBT	50
MOSCOW CABLECOM CORP	MOCC	50
MOTIENT CORP	MNCP	50
MPOWER HOLDING CORP	MPE	50
MULTIBAND CORP	MBND	50
NETWOLVES CORP	WOLV	50
NETWORK ACCESS SOLUTIONS CP	NASC	50
NETWORK PLUS CORP	NPLSQ	50
NEUSTAR INC -REDH	NSTR	50
NEW SKIES SATELLITES -REDH	0717B	50
NEW ULM TELECOM INC	3NULM	50
NEXTEL COMMUNICATIONS INC	NXTL	50
NEXTEL PARTNERS INC	NXTP	50
NEXUS TELOCATION SYS LTD	3NXUSF	50
NII HOLDINGS INC	NIHD	50
NIPPON TELEGRPH & TELE -ADR	NTT	50
NORTEL INVERSORA S A -ADR	NTL	50
NORTH PITTSBURGH SYSTEMS	NPSI	50
NOVO NETWORKS INC	3NVNW	50
NTELOS INC	3NTLOQ	50
NTT DOCOMO INC -ADR	DCM	50
OMNISKY CORP	OMNY	50
ORBIT E-COMMERCE INC	3OECI	50
OTELCO INC	OTT	50
OWNERTEL INC	OTEL	50
PAC-WEST TELECOMM INC	PACW	50
PANAMSAT HOLDING CORP	PA	50
PARTNER COMMUN CO LTD -ADR	PTNR	50
PCCW LTD -ADR	PCW	50
PHILIPPINE LONG DISTANCE-ADR	PHI	50
PHONE 1GLOBALWIDE INC	3PHGW	50
PORTUGAL TELECOM SGPS -ADR	PT	50
PREMIERE GLOBAL SERVICES INC	PGI	50
PRICE COMMUNICATIONS CORP	PR	50
PRIMUS TELECOMM GROUP INC	PRTL	50
PROVO INTERNATIONAL INC	FNTP	50
PT INDOSAT TBK -ADR	IIT	50
Q COMM INTL INC	QMM	50

QWEST COMMUNICATION INTL INC	Q	50
QWEST CORP	Q1	50
REMOTE DYNAMICS INC	REDI	50
ROSTELECOM LONG DSTNCE -ADR	ROS	50
ROYAL KPN NV -ADR	KPN	50
RURAL CELLULAR CORP -CL A	RCCC	50
SBA COMMUNICATIONS CORP	SBAC	50
SBC COMMUNICATIONS INC	SBC	50
SECURED DIGITAL APPLICATIONS	3SDGL	50
SHENANDOAH TELECOMMUN CO	SHEN	50
SK TELECOM LTD -ADR	SKM	50
SKYTERRA COMMUNICATIONS INC	3SKYT	50
SKYWAY COMMUN HOLDINGS CORP	3SWYC	50
SONUS COMM HLDGS INC	3SNHDE	50
SPECTRASITE INC	SSI	50
SPEEDUS CORP	SPDE	50
SPRINT CORP	FON	50
STARINVEST GROUP INC	3STIV	50
STARTEC GLOBAL COMMUNICTNS	STGCQ	50
SUNCOM WIRELESS HOLDINGS INC	TPC	50
SUNDAY COMMUN LTD -ADR	SDAY	50
SUREWEST COMMUNICATIONS	SURW	50
SWISSCOM AG -ADR	SCM	50
SYNIVERSE HLDG INC-PRO FORMA	SVR.P	50
SYNIVERSE HOLDINGS INC	SVR	50
TALK AMERICA HOLDINGS INC	TALK	50
TDC A/S -ADR	TLD	50
TELE CENTRO OESTE CELR -ADR	TRO	50
TELE LESTE CELULAR PRT -ADR	TBE	50
TELE NORTE CELULAR PRT -ADR	TCN	50
TELE NORTE LESTE -ADR	TNE	50
TELE SUDESTE CELULAR -ADR	TSD	50
TELE2 AB -ADR	TLTOB	50
TELECOM ARGENTINA -ADR B	TEO	50
TELECOM CP NEW ZEALAND -ADR	NZT	50
TELECOM ITALIA SPA -ADR	TI	50
TELECOMMUN BRASILEIRAS -ADR	TBH	50
TELECOMMUN DE SAO PAUL -ADR	TSP	50
TELECOMUNICAC DE PUERTO RICO	0304B	50
TELEFONICA DE ARGENT -S ADR	TAR	50
TELEFONICA MOVILES S A -ADR	TEM	50
TELEFONICA S A -ADR	TEF	50
TELEFONOS DE MEXICO SA -ADR	TMX	50
TELEKOM AUSTRIA AG -ADR	TKA	50
TELEKOMUNIKASI INDONESIA-ADR	TLK	50
TELEMETRIX INC	TLXT	50
TELEMIG CELULAR PRT SA -ADR	TMB	50
TELENOR ASA -ADR	TELN	50
TELEPHONE & DATA SYSTEMS INC	TDS	50
TELESP CELULAR PART SA -ADR	TCP	50
TELESYSTEM INTL WIRELESS INC	TIWI	50
TELETOUCH COMMUNICATIONS INC	TLL	50

TELEWEST GLOBAL INC	TLWT	50
TELIASONERA AB -ADR	TLSNY	50
TELKOM SA LTD -ADR	TKG	50
TELSTRA CORP LTD -ADR	TLS	50
TELUS CORP	TU	50
TIM HELLAS TELECOMM SA -ADR	TIMHY	50
TIM PARTICIPACOES SA -ADR	TSU	50
TIME WARNER TELECOM INC	TWTC	50
TOUCH AMERICA HOLDINGS	TCAHQ	50
TRICOM SA -ADR	TRICY	50
TRINSIC INC	TRIN	50
TURKCELL ILETISIM HIZM -ADR	TKC	50
TVC TELECOM INC	TVCE	50
UBIQUITEL INC	UPCS	50
UNITED TELEPHONE CO-PA	FON6	50
UNIVERCELL HOLDINGS INC	3UVCL	50
URALSVYASINFORM JSC -ADR	UVYZY	50
US CELLULAR CORP	USM	50
US LEC CORP	CLEC	50
US UNWIRED INC	UNWR	50
US WIRELESS DATA INC -CL A	USWE	50
USA MOBILITY INC	USMO	50
USIP COM INC	3USPO	50
VALOR COMMUNICATIONS GROUP	VCG	50
VERIZON COMMUNICATIONS INC	VZ	50
VERIZON INC/CA	VZ12	50
VERIZON INC/FL	VZ13	50
VERIZON INC/MD	VZ4	50
VERIZON INC/NJ	VZ1	50
VERIZON INC/NORTH	VZ15	50
VERIZON INC/PA	VZ2	50
VERIZON INC/VA	VZ5	50
VERIZON NEW ENGLAND INC	VZ8	50
VERIZON NEW YORK INC	VZ18	50
VERIZON SOUTH INC	VZ17	50
VIDESH SANCHAR NIGAM -ADR	VSL	50
VIMPEL COMMUN OJS -ADR	VIP	50
VODAFONE GROUP PLC -ADR	VOD	50
WARWICK VALLEY TELEPHONE CO	WWVYE	50
WESTERN WIRELESS CORP -CL A	WWCA	50
WIRELESS FACILITIES INC	WFII	50
WORLDCOM INC-CONSOLIDATED	WCOM.CM	50
WORLDCOM INC-MCI GROUP	MCWEQ	50
WQN INC	WQNI	50
XETA TECHNOLOGIES INC	XETA	50
XFONE INC	3XFNE	50
XO COMMUNICATIONS INC -CL A	3XOCM	50
YAK COMMUNICATIONS INC	YAKCE	50
AEP GENERATING CO	AEP10	55
AEP TEXAS CENTRAL CO	AEP11	55
AEP TEXAS NORTH CO	CSR4	55
AES CORP. (THE)	AES	55

AGL RESOURCES INC	ATG	55
ALABAMA GAS CORP	EGN1	55
ALABAMA POWER	SO1	55
ALLEGHENY ENERGY INC	AYE	55
ALLEGHENY ENRG SUPPLY CO LLC	AYE5	55
ALLEGHENY GENERATING CO	AYE4	55
ALLETE INC	ALE	55
ALLIANT ENERGY CORP	LNT	55
AMEREN CORP	AEE	55
AMERENENERGY GENERATING CO	AEE2	55
AMERICAN ELECTRIC POWER	AEP	55
AMERICAN STATES WATER CO	AWR	55
AMERICAS POWER PARTNERS INC	APPN	55
APPALACHIAN POWER	AEP1	55
AQUA AMERICA INC	WTR	55
AQUILA INC	ILA	55
ARIZONA PUBLIC SERVICE CO	PNW1	55
ARTESIAN RESOURCES -CL A	ARTNA	55
ATLANTIC CITY ELECTRIC CO	ATE1	55
ATMOS ENERGY CORP	ATO	55
AVISTA CORP	AVA	55
BALTIMORE GAS & ELECTRIC CO	CEG1	55
BANGOR HYDRO-ELECTRIC CO	EMA1.	55
BAYCORP HOLDINGS CORP	MWH	55
BIW LTD	BIW	55
BLACK HILLS CORP	BKH	55
BLACK HILLS POWER INC	BKH1	55
BOSTON EDISON CO	BSE1	55
BOSTON GAS CO	EFU3	55
BRITISH ENERGY PLC -ADR	BGYNY	55
CALIFORNIA WATER SERVICE GP	CWT	55
CALPINE CORP	CPN	55
CAP ROCK ENERGY CORP	RKE	55
CARIBBEAN UTILITIES CO LTD	0113B	55
CAROLINA POWER & LIGHT CO	PGN2	55
CASCADE NATURAL GAS CORP	CGC	55
CENTERPOINT ENERGY INC	CNP	55
CENTERPOINT ENERGY RES CORP	CNP3	55
CENTERPOINT ENRG HOUSTON ELE	CNP6	55
CENTRAL HUDSON GAS & ELECTR	CHG1	55
CENTRAL ILLINOIS LIGHT CO	AES2	55
CENTRAL ILLINOIS PUB SERV CO	AES3	55
CENTRAL MAINE POWER CO	EAS3	55
CENTRAL VERMONT PUB SERV	CV	55
CH ENERGY GROUP INC	CHG	55
CHESAPEAKE UTILITIES CORP	CPK	55
CIA ENERGETICA MINA GERA-ADR	CIG	55
CIA PARANAENSE ENERGIA -ADR	ELP	55
CILCORP INC	AES1	55
CINCINNATI GAS & ELECTRIC	CIN1	55
CINERGY CORP	CIN	55
CLECO CORP	CNL	55

CLECO POWER LLC	CNL1	55
CLEVELAND ELECTRIC ILLUM	CX2	55
CMS ENERGY CORP	CMS	55
COLUMBIA ENERGY GROUP	NI2	55
COLUMBUS SOUTHERN POWER COR	AEP8	55
COMMERCE ENERGY GROUP INC	EGR	55
COMMONWEALTH EDISON CO	UCM1	55
COMPANHIA DE SANEAMENTO -ADR	SBS	55
CONECTIV INC	POM2	55
CONNECTICUT LIGHT & POWER CO	NU1	55
CONNECTICUT WATER SVC INC	CTWS	55
CONSOLIDATED EDISON	ED1	55
CONSOLIDATED EDISON INC	ED	55
CONSOLIDATED NATURAL GAS CO	D2	55
CONSOLIDATED WATER CO INC	CWCO	55
CONSTELLATION ENERGY GRP INC	CEG	55
CONSUMERS ENERGY CO	CMS1	55
CORNING NATURAL GAS CORP	3CNIG	55
COVANTA ENERGY CORP	CVGYQ	55
CPFL ENERGY INC -ADR	CPL	55
DAYTON POWER & LIGHT INC	DPL1	55
DELMARVA POWER & LIGHT CO	POM4	55
DELTA NATURAL GAS CO INC	DGAS	55
DETROIT EDISON CO	DTE1	55
DOMINION RESOURCES INC	D	55
DPL INC	DPL	55
DTE ENERGY CO	DTE	55
DUKE CAPITAL CORP	DUK1	55
DUKE ENERGY CORP	DUK	55
DUQUESNE LIGHT CO	DQE1	55
DUQUESNE LIGHT HOLDINGS INC	DQE	55
DYNEGY INC	DYN	55
E.ON AG -ADR	EON	55
EDISON INTERNATIONAL	EIX	55
EDISON MISSION ENERGY	EIX2	55
EDP-ENERGIAS DE PORTUGAL-ADR	EDP	55
EL PASO ELECTRIC CO	EE	55
EMPIRE DISTRICT ELECTRIC CO	EDE	55
EMPRESA NAC ELEC CHILE -ADR	EOC	55
ENDESA SA -ADR	ELE	55
ENEL SPA -ADR	EN	55
ENERGEN CORP	EGN	55
ENERGY EAST CORP	EAS	55
ENERGY WEST INC	EWST	55
ENERGYSOUTH INC	ENSI	55
ENERSIS SA -ADR	ENI	55
ENRON CORP	ENRNQ	55
ENTERGY ARKANSAS	ETR1	55
ENTERGY CORP	ETR	55
ENTERGY GULF STATES	ETR7	55
ENTERGY LOUISIANA	ETR2	55
ENTERGY MISSISSSIPPI	ETR4	55

ENTERGY NEW ORLEANS	ETR3	55
ENVIRONMENTAL POWER CORP	EPG	55
EQUITABLE RESOURCES INC	EQT	55
EXELON CORP	EXC	55
EXELON GENERATION CO LLC	EXC2	55
FIRSTENERGY CORP	FE	55
FLORIDA POWER & LIGHT CO	FPL1	55
FLORIDA POWER CORP	FPC1	55
FLORIDA PROGRESS CORP	PGN3	55
FLORIDA PUBLIC UTILITIES CO	FPU	55
FPL GROUP INC	FPL	55
GEORGIA POWER	SO2	55
GEXA CORP	GEXA	55
GREAT PLAINS ENERGY INC	GXP	55
GREEN MOUNTAIN POWER CORP	GMP	55
GREEN POWER ENERGY HLDGS CP	GPEH	55
GULF POWER	SO3	55
HAWAIIAN ELECTRIC CO	HE1	55
HAWAIIAN ELECTRIC INDS	HE	55
HONGKONG ELEC HLDGS -ADR	HGKGY	55
HUANENG POWER INTL INC -ADR	HNP	55
IDACORP INC	IDA	55
IDAHO POWER CO	IDA1	55
ILLINOIS POWER CO	ILN1	55
INDIANA GAS CO INC	VVC1	55
INDIANA MICHIGAN POWER CO	AEP2	55
INTERSTATE POWER & LIGHT CO	LNT2	55
INTL POWER PLC -ADR	IPR	55
IPALCO ENTERPRISES INC	AES4	55
ITC HOLDINGS CORP -REDH	ITC	55
JERSEY CENTRAL POWER & LIGHT	GPU3	55
KANSAS CITY POWER & LIGHT CO	GXP1	55
KANSAS GAS & ELECTRIC CO	WR1	55
KENTUCKY POWER	AEP4	55
KENTUCKY UTILITIES CO	KU1	55
KEYSPAN CORP	KSE	55
KINGSPORT POWER CO	AEP3	55
KOREA ELECTRIC POWER CO -ADR	KEP	55
LACLEDE GAS CO	LG1	55
LACLEDE GROUP INC	LG	55
LOUISVILLE GAS AND ELECTRIC	LGE1	55
MADISON GAS & ELECTRIC CO	MGEE1	55
MAINE & MARITIMES CORP	MAM	55
MAINE YANKEE ATOMIC POWER CP	3010B	55
MASS MEGAWATTS WIND POWER	3MMGW	55
MDU RESOURCES GROUP INC	MDU	55
METROGAS SA -ADR	MGS	55
METROPOLITAN EDISON	GPU1	55
MGE ENERGY INC	MGEE	55
MICHIGAN CONSOLIDATED GAS CO	MCN1	55
MIDAMERICAN ENERGY CO	MEC1	55
MIDAMERICAN ENERGY HOLDINGS	9953B	55

MIDDLESEX WATER CO	MSEX	55
MIRANT CORP	MIRKQ	55
MISSISSIPPI POWER	SO4	55
MONONGAHELA POWER	AYE1	55
NATIONAL FUEL GAS CO	NFG	55
NATIONAL GRID TRANSCO -ADR	NGG	55
NEVADA POWER CO	SRP2	55
NEW ENGLAND POWER CO	NES3	55
NEW JERSEY RESOURCES CORP	NJR	55
NEW YORK ST ELEC & GAS CORP	EAS2	55
NEWPOWER HOLDINGS INC	NWPWQ	55
NIAGARA MOHAWK POWER CORP	NMK1	55
NICOR INC	GAS	55
NISOURCE INC	NI	55
NORTH SHORE GAS CO	PGL2	55
NORTHEAST UTILITIES	NU	55
NORTHERN ILLINOIS GAS	GAS1	55
NORTHERN INDIANA PUB SERV CO	NI1	55
NORTHERN STATES POWER CO /MN	XEL2	55
NORTHERN STATES POWER/WI	XEL1	55
NORTHWEST NATURAL GAS CO	NWN	55
NORTHWESTERN CORP	NWEC	55
NRG ENERGY INC	NRG	55
NSTAR	NST	55
OGE ENERGY CORP	OGE	55
OGLETHORPE POWER CORP	5685B	55
OHIO EDISON CO	FE1	55
OHIO POWER	AEP5	55
OKLAHOMA GAS & ELECTRIC CO	OGE1	55
OLD DOMINION ELECTRIC COOP	9840B	55
ONCOR ELECTRIC DELIVERY CO	TXU3	55
ONEOK INC	OKE	55
ORANGE & ROCKLAND UTILITIES	ED2	55
ORMAT TECHNOLOGIES INC	ORA	55
OTTER TAIL CORP	OTTR	55
OUT-TAKES INC	OUTT	55
PACIFIC ENTERPRISES INC	SRE1	55
PACIFIC GAS & ELECTRIC CO	PCG1	55
PACIFICORP	9989B	55
PANHANDLE EASTERN PIPE LINE	PEL1	55
PECO ENERGY CO	EXC1	55
PENNICHUCK CORP	PNNW	55
PENNSYLVANIA ELECTRIC CO	GPU2	55
PENNSYLVANIA POWER CO	FE2	55
PEOPLES ENERGY CORP	PGL	55
PEOPLES GAS LIGHT & COKE CO	PGL3	55
PEPCO HOLDINGS INC	POM	55
PG&E CORP	PCG	55
PG&E NATL ENERGY GROUP INC	PCG2	55
PIEDMONT NATURAL GAS CO	PNY	55
PINNACLE WEST CAPITAL CORP	PNW	55
PNM RESOURCES INC	PNM	55

PORTLAND GENERAL ELECTRIC CO	ENRNQ2	55
POTOMAC CAPITAL INVESTMENT	POM1	55
POTOMAC EDISON	AYE2	55
POTOMAC ELECTRIC POWER CO	POM3	55
POWERSOURCE CORP	PSRE	55
PPL CORP	PPL	55
PPL ELECTRIC UTILS CORP	PPL2	55
PPL ENERGY SUPPLY LLC	PPL1	55
PPL MONTANA LLC	PPL3	55
PROGRESS ENERGY INC	PGN	55
PSEG ENERGY HOLDINGS LLC	PEG2	55
PSEG POWER LLC	PEG3	55
PSI ENERGY INC	CIN3	55
PUBLIC SERVICE CO OF COLO	NCE1	55
PUBLIC SERVICE CO OF N C	SCG2	55
PUBLIC SERVICE CO OF NEW MEX	PNM1	55
PUBLIC SERVICE CO OF OKLA	CSR2	55
PUBLIC SERVICE CO/N H	NU4	55
PUBLIC SERVICE ELEC & GAS CO	PEG1	55
PUBLIC SERVICE ENTRP GRP INC	PEG	55
PUGET ENERGY INC	PSD	55
PUGET SOUND ENERGY INC	PSD1	55
QUESTAR CORP	STR	55
QUESTAR GAS CO	STR1	55
QUESTAR PIPELINE CO	STR2	55
RELIANT ENERGY INC	RRI	55
RGC RESOURCES INC	RGCO	55
ROCHESTER GAS & ELECTRC CORP	EAS1	55
RWE AG VORMA -ADR	RWEOY	55
SAFE HARBOR WATER PWR	CEG2	55
SAN DIEGO GAS & ELECTRIC CO	SRE4	55
SANITATION CO OF PARANA-REDH	0237B	55
SAVANNAH ELECTRIC & POWER CO	SO5	55
SCANA CORP	SCG	55
SCOTTISH & SO ENRGY PLC-ADR	SSEZY	55
SCOTTISH POWER PLC -ADR	SPI	55
SELKIRK COGEN FUNDING CORP	9276A	55
SEMCO ENERGY INC	SEN	55
SEMPRA ENERGY	SRE	55
SIERRA PACIFIC POWER CO	SRP1	55
SIERRA PACIFIC RESOURCES	SRP	55
SJW CORP	SJW	55
SOUTH CAROLINA ELEC & GAS CO	SCG1	55
SOUTH JERSEY GAS CO	SJI1	55
SOUTH JERSEY INDUSTRIES INC	SJI	55
SOUTHERN CALIF WATER CO	AWR1	55
SOUTHERN CALIFORNIA EDISON	EIX1	55
SOUTHERN CALIFORNIA GAS CO	SRE2	55
SOUTHERN CO	SO	55
SOUTHERN INDIANA GAS&ELECTR	SIG1	55
SOUTHERN NATURAL GAS CO	SNT1	55
SOUTHERN POWER CO	SO6	55

SOUTHERN UNION CO	SUG	55
SOUTHWEST GAS CORP	SWX	55
SOUTHWEST WATER CO	SWWC	55
SOUTHWESTERN ELECTRIC PWR CC	CSR3	55
SOUTHWESTERN PUBLIC SVC CO	NCE2	55
STAR GAS PARTNERS -LP	SGU	55
SUEZ -ADR	SZE	55
SYSTEM ENERGY RESOURCES INC	ETR6	55
TAMPA ELECTRIC CO	TE1	55
TECO ENERGY INC	TE	55
TENNESSEE VALLEY AUTHORITY	3015A	55
TEXAS EASTERN TRANSMISSION	PEL5	55
TEXAS NEW MEXICO POWER CO	TNP1	55
TNP ENTERPRISES INC	0223B	55
TOLEDO EDISON CO	CX1	55
TRANSALTA CORP	TAC	55
TRANSPORTDRA GAS SUR -ADR B	TGS	55
TUCSON ELECTRIC POWER CO	UNS1	55
TXU CORP	TXU	55
TXU ENERGY CO LLC	TXU4	55
TXU GAS CO	TXU2	55
TXU US HOLDINGS CO	TXU1	55
U S ENERGY SYSTEMS INC	USEY	55
UGI CORP	UGI	55
UGI UTILITIES INC	UGI1	55
UIL HOLDINGS CORP	UIL	55
UNION ELECTRIC CO	AEE1	55
UNION LIGHT HEAT & POWER CO	7484B	55
UNISOURCE ENERGY CORP	UNS	55
UNITED UTILITIES PLC -ADR	UU	55
UNITIL CORP	UTL	55
VECTREN CORP	VVC	55
VECTREN UTILITY HOLDINGS INC	AVU	55
VEOLIA ENVIRONNEMENT -ADR	VE	55
VERMONT YANKEE NUCLEAR POWEI	3009B	55
VIRGINIA ELECTRIC & POWER CO	D1	55
WASHINGTON GAS LIGHT CO	WGL1	55
WEST PENN POWER	AYE3	55
WESTAR ENERGY INC	WR	55
WESTERN MASSACHUSETTS EL CO	NU3	55
WESTERN WATER CO	WWTR	55
WGL HOLDINGS INC	WGL	55
WHEELING POWER CO	AEP7	55
WISCONSIN ELECTRIC POWER CO	WEC2	55
WISCONSIN ENERGY CORP	WEC	55
WISCONSIN GAS CO	WIC1	55
WISCONSIN POWER & LIGHT	LNT1	55
WISCONSIN PUBLIC SERVICE CP	WPS1	55
WPS RESOURCES CORP	WPS	55
XCEL ENERGY INC	XEL	55
YORK WATER CO	YORW	55
HERBALIFE LTD - OLD	0738B_	

NEUBERGER BERMAN DIV ADV FD	NDD
RMR HOSPITALITY REAL ESTATE	RHR

Company Name	Ticker Symbol	GICS Economic Sector	Common Equity-Total[Y92]	Common Equity-Total[Y93]	Common Equity-Total[Y94]	Common Equity-Total[Y95]
3CI COMPLETE COMPLIANCE CORP	3TCCC	20	9.226	8.345	15.893	11.821
3D SYSTEMS CORP	TDSC	20	15.039	14.685	19.985	62.95
3M CO	MMM	20	6,599.00	6,512.00	6,734.00	6,884.00
51JOB INC -ADR	JOBS	20	@NA	@NA	@NA	@NA
A NOVO BROADBAND INC	ANVB	20	@NA	@NA	@NA	0.586
A S V INC	ASVI	20	@NA	1.094	4.609	5.078
AAMPRO GROUP INC	3AAPOE	20	@NA	@NA	@NA	@NA
AAON INC	AAON	20	3.685	6.35	11.461	13.546
AAR CORP	AIR	20	189.216	189.488	197.119	204.635
AB HOLDING GROUP INC	3ABHG	20	8.027	9.335	10.683	11.063
ABATIX CORP	ABIX	20	3.031	3.618	3.901	4.318
ABB LTD -ADR	ABB	20	@NA	@NA	@NA	3,122.36
ABLEAUCTIONS.COM INC	AAC	20	@NA	@NA	@NA	@NA
ABLEST INC	AIH	20	24.916	24.709	24.513	26.368
ABM INDUSTRIES INC	ABM	20	100.825	110.188	124.331	141.786
ABRAMS INDUSTRIES INC	ABRI	20	20.485	21.563	20.872	20.152
ABX AIR INC	ABXA	20	@NA	@NA	@NA	@NA
ACCUFACTS PRE-EMPLOYMENT SCR	3APES	20	@NA	@NA	@NA	@NA
ACCURIDE CORP	ACW	20	@NA	@NA	@NA	@NA
ACE AVIATION HOLDINGS INC	ACEBF	20	248.534	173.512	260.172	667.858
ACETO CORP	ACET	20	50.756	51.901	56.846	60.143
ACF INDUSTRIES HOLDING CORP	0536B	20	317.529	332.253	395	473.2
ACG HOLDINGS INC	9891B	20	@NA	@NA	@NA	@NA
ACMAT CORP -CL A	ACMTA	20	34.03	36.686	38.005	37.587
ACTIVE POWER INC	ACPW	20	@NA	@NA	@NA	@NA
ACTUANT CORP -CL A	ATU	20	96.587	88.01	107.311	131.686
ACUITY BRANDS INC	AYI	20	@NA	@NA	@NA	@NA
ADECCO SA -ADR	ADO	20	@NA	@NA	169.384	242.958
ADESA INC	KAR	20	41.146	70.867	81.699	@NA
ADMINISTAFF INC	ASF	20	@NA	@NA	@NA	10.689
ADSERO CORP	3ADSO	20	@NA	@NA	@NA	@NA
ADVANCED ENVIR RECYCL -CL A	AERTA	20	8.227	5.136	5.446	3.714
ADVANCED RECYCLING SCIENCES	ARYC	20	@NA	@NA	@NA	@NA
AERO SYSTEMS ENGINEERING INC	AERS	20	7.57	8.164	6.989	7.178
AEROCENTURY CORP	ACY	20	@NA	@NA	@NA	@NA
AEROSONIC CORP	AIM	20	10.54	11.288	11.058	9.189
AEROVOX INC	ARVXQ	20	26.305	30.158	33.416	34.865
AGCO CORP	AG	20	93.672	212.225	476.663	588.928
AIR FRANCE-KLM -ADR	AKH	20	@NA	@NA	@NA	@NA
AIR T INC	AIRT	20	4.493	6.642	7.13	7.414
AIRNET SYSTEMS INC	ANS	20	@NA	@NA	@NA	20.469
AIRTRAN HOLDINGS INC	AAI	20	@NA	15.111	93.117	162.065
AIRTRAX INC	3AITX	20	@NA	@NA	@NA	@NA
ALAMO GROUP INC	ALG	20	20.264	41.71	50.166	90.705
ALASKA AIR GROUP INC	ALK	20	196.724	166.833	191.278	212.5
ALASKA AIRLINES INC	ALK1	20	293.598	264.077	286.648	311.4

ALBANY INTL CORP -CL A	AIN	20	190.7	244.468	271.947	302.297
ALEXANDER & BALDWIN INC	ALEX	20	559.099	587.006	632.614	649.678
ALLEGHANY CORP	Y	20	796.268	915.734	1,021.19	1,320.64
ALLIANCE LAUNDRY SYS LLC	0145B	20	@NA	@NA	@NA	@NA
ALLIANT TECHSYSTEMS INC	ATK	20	65.595	91.98	140.37	157.477
ALLIED DEFENSE GROUP INC	ADG	20	37.028	41.175	29.698	28.354
ALLIED HOLDINGS INC	AHI	20	-5.944	35.759	45.835	53.022
ALLIED WASTE INDUSTRIES INC	AW	20	36.017	63.97	84.759	132.386
ALPINE GROUP INC	3APNI	20	5.925	41.821	27.408	31.378
ALSTOM -ADR	ALSGY	20	@NA	@NA	@NA	@NA
AMBASSADORS INTERNATIONL INC	AMIE	20	@NA	@NA	1.829	11.135
AMERCO	UHAL	20	479.958	505.467	540.464	503.228
AMERICA WEST HLDG CP -CL B	AWA	20	-294.704	-254.28	595.446	649.472
AMERICAN AIRLINES INC	AMR1	20	3,147.00	3,168.00	3,233.00	3,646.00
AMERICAN BANKNOTE CORP	3ABNTQ	20	65.095	68.33	62.777	40.353
AMERICAN COMMERCE SOLUTION	3AACS	20	@NA	@NA	@NA	@NA
AMERICAN ECOLOGY CORP	ECOL	20	54.73	63.564	67.045	22.023
AMERICAN LOCKER GROUP INC	ALGIE	20	3.693	3.03	3.006	4.464
AMERICAN PLUMBING & MECH INC	0151B	20	@NA	@NA	@NA	@NA
AMERICAN POWER CONVERSION CP	APCC	20	75.959	131.904	211.927	289.766
AMERICAN REPROGRAPHICS CO	ARP	20	@NA	@NA	@NA	@NA
AMERICAN SCIENCE ENGINEERING	ASEI	20	9.607	6.294	5.592	7.501
AMERICAN STANDARD COS INC	ASD	20	-448.564	-722.813	-797.629	-390.063
AMERICAN SUPERCONDUCTOR CP	AMSC	20	22.139	44.161	38.489	31.731
AMERICAN UNITED GLOBAL INC	AUGB	20	10.607	13.521	17.938	20.254
AMERICAN WOODMARK CORP	AMWD	20	24.186	26.376	31.801	35.845
AMERON INTERNATIONAL CORP	AMN	20	144.886	115.514	124.807	134.572
AMETEK INC	AME	20	210.272	165.326	73.18	87.059
AML COMMUNICATIONS INC	3AMLJ	20	@NA	@NA	0.467	9.409
AMPCO-PITTSBURGH CORP	AP	20	94.309	91.15	102.971	112.135
AMR CORP/DE	AMR	20	3,349.00	3,195.00	3,302.00	3,642.00
AMREP CORP	AXR	20	54.102	61.429	65.921	68.552
AMTROL INC	9726B	20	16.657	53.017	64.174	70.206
AMX CORP	AMXC	20	@NA	@NA	-11.927	10.714
ANC RENTAL CORP	ANCJQ	20	@NA	@NA	@NA	@NA
ANGELICA CORP	AGL	20	189.209	191.993	196.66	189.53
APAC CUSTOMER SERVICES INC	APAC	20	@NA	@NA	5.722	52.707
APOGEE ENTERPRISES INC	APOG	20	112.335	114.063	124.629	138.921
APPLIED INDUSTRIAL TECH INC	AIT	20	128.83	134.94	150.491	165.401
APPLIED SIGNAL TECHNOLOGY	APSG	20	12.499	32.874	35.809	36.947
AQUA DYNE INC	3AQDYE	20	@NA	@NA	@NA	@NA
AQUACELL TECHNOLOGIES INC	AQA	20	@NA	@NA	@NA	@NA
ARAMARK CORP	RMK	20	@NA	@NA	@NA	@NA
ARCADIS NV -ADR	ARCAF	20	49.721	73.394	91.056	104.586
ARGAN INC	3AGAX	20	1.781	2.307	0.185	1.083
ARGO-TECH CORP	0140B	20	@NA	@NA	@NA	@NA
ARGON ST INC	STST	20	@NA	@NA	@NA	@NA
ARKANSAS BEST CORP	ABFS	20	113.651	201.975	216.59	177.849
ARMOR HOLDINGS INC	AH	20	@NA	2.346	2.97	3.733
ARMSTRONG HOLDINGS INC	3ACKHQ	20	545.6	547.4	707.4	741.2
AROTECH CORP	ARTX	20	@NA	1.124	19.003	5.821

ARROWHEAD RESEARCH CORP	ARWR	20	0.109	2.839	-1.11	-1.501
ARTESYN TECHNOLOGIES INC	ATSN	20	30.806	32.802	39.958	61.522
ARTS WAY MFG INC	ARTW	20	6.771	7.432	6.414	5.712
ASSET ACCEPTANCE CAPITL CP	AACC	20	@NA	@NA	@NA	@NA
ASTEC INDUSTRIES INC	ASTE	20	27.631	64.105	90.373	95.901
ASTREX INC	ASXI	20	3.252	3.51	2.487	2.702
ASTRONICS CORP	ATRO	20	8.174	9.414	10.334	11.726
ASTROPOWER INC	APWRQ	20	@NA	@NA	@NA	-1.08
ATA HOLDINGS CORP	ATAHQ	20	32.469	69.941	72.753	81.185
ATC HEALTHCARE INC -CL A	AHN	20	23.24	40.975	52.35	55.309
ATG INC.	ATGCQ	20	@NA	@NA	@NA	@NA
ATHEY PRODUCTS CORP	3ATPCQ	20	23.972	23.727	25.273	25.248
ATLAS AIR WORLDWIDE HLDG INC	AAWWV	20	@NA	@NA	-15.753	68.715
ATLAS COPCO AB -ADR	ATLCY	20	@NA	@NA	@NA	@NA
ATMOSPHERIC GLOW TECH INC	3AGWT	20	@NA	@NA	@NA	@NA
ATRIUM CO INC	9957B	20	@NA	@NA	@NA	@NA
AULT INC	AULT	20	5.439	4.069	4.484	5.571
AURA SYSTEMS INC	3AURA	20	7.256	18.076	54.253	99.163
AUTOINFO INC	3AUTO	20	18.625	20.857	30.121	31.018
AVALON CORRECTIONAL SVCS INC	CITY	20	0.591	1.087	2.426	2.341
AVALON HOLDINGS CORP	AWX	20	@NA	@NA	@NA	@NA
AVERY DENNISON CORP	AVY	20	802.6	719.1	729	815.8
AVIALL INC	AVL	20	910.125	314.282	324.105	82.532
AVIATION GENERAL INC	AVGE	20	-2.969	5.709	5.867	10.04
AVIATION UPGRADE TECH INC	0359B	20	@NA	@NA	@NA	@NA
AXSYS TECHNOLOGIES INC	AXYS	20	9.598	5.07	13.262	14.737
AZZ INC	AZZ	20	17.847	19.548	21.376	23.16
B & H OCEAN CARRIERS LTD	BHO	20	33.008	19.087	11.055	9.584
B-FAST CORP	BFTC	20	-24.995	-30.512	-22.951	-26.92
BADGER METER INC	BMI	20	24.894	26.074	29.351	32.163
BAKER (MICHAEL) CORP	BKR	20	65.536	52.676	44.731	47.631
BALDOR ELECTRIC CO	BEZ	20	145.226	160.539	184.262	211.377
BALDWIN TECHNOLOGY -CL A	BLD	20	85.135	82.864	88.08	98.888
BALLISTIC RECOVERY SYSTEMS	3BRSI	20	-0.002	-0.035	@NA	0.054
BANTA CORP	BN	20	258.237	292.428	331.587	387.112
BARNES GROUP INC	B	20	93.575	91.849	107.139	128.841
BARRETT BUSINESS SVCS INC	BBSI	20	1.574	10.48	14.455	20.034
BATTERY TECHNOLOGIES INC	BTIOQ	20	-0.614	9.072	10.866	11.262
BE AEROSPACE INC	BEAV	20	107.974	133.993	125.331	44.157
BEACON POWER CORP	BCON	20	@NA	@NA	@NA	@NA
BEACON ROOFING SUPPLY INC	BECN	20	@NA	@NA	@NA	@NA
BENNETT ENVIRONMENTAL INC	BEL	20	@NA	@NA	@NA	@NA
BGI INC	BGII	20	@NA	@NA	@NA	@NA
BLUE INDUSTRIES INC	3BLII	20	@NA	@NA	@NA	@NA
BLUELINX HOLDINGS INC	BXC	20	@NA	@NA	@NA	@NA
BMC INDUSTRIES INC	BMMI	20	37.455	58.9	81.788	108.466
BOEING CO	BA	20	8,056.00	8,983.00	9,700.00	9,898.00
BOWNE & CO INC	BNE	20	166.503	196.683	222.795	241.509
BRADY CORP	BRC	20	116.916	125.213	142.274	167.968
BRAND SERVICES INC	0550B	20	@NA	@NA	@NA	@NA
BRANDPARTNERS GROUP INC	3BPTR	20	@NA	@NA	@NA	@NA

BRIGGS & STRATTON	BGG	20	312.404	359.958	403.792	439.478
BRINKS CO	BCO	20	329.158	378.369	215.531	258.805
BRITISH AIRWAYS PLC -ADR	BAB	20	1,831.93	2,718.58	3,383.71	3,806.34
BTU INTERNATIONAL INC	BTUI	20	8.484	9.331	11.95	18.696
BUCYRUS INTERNATIONAL INC	BUCY	20	-90.963	-143.094	53.617	34.68
BUDGET GROUP INC -CL A	BDGPA	20	@NA	-1.251	26.867	39.592
BUHRMANN N V -ADR	BUH	20	@NA	@NA	@NA	@NA
BUILDERS FIRSTSOURCE -REDH	BLDR	20	@NA	@NA	@NA	@NA
BUILDING MATERIALS CORP AMER	9438B	20	@NA	@NA	@NA	-18.066
BUNZL PLC -ADR	BNL	20	@NA	@NA	@NA	@NA
BURLINGTON NORTHERN RR CO	BNI1	20	2,236.00	2,494.00	2,953.00	3,040.00
BURLINGTON NORTHERN SANTA FE	BNI	20	1,391.00	1,582.00	1,900.00	5,037.00
BURNHAM HOLDINGS INC	BURCA	20	@NA	@NA	@NA	@NA
BUTLER INTERNATIONAL INC	BUTLE	20	33.647	34.841	37.396	30.054
BUTLER NATIONAL CORP	3BUKS	20	0.242	2.652	2.472	4.012
BVR SYSTEMS LTD	3BVRSF	20	@NA	@NA	@NA	@NA
C H ROBINSON WORLDWIDE INC	CHRW	20	@NA	@NA	@NA	133.339
C&D TECHNOLOGIES INC	CHP	20	33.146	41.031	51.722	68.926
CAE INC	CGT	20	@NA	@NA	@NA	@NA
CAL-BAY INTERNATIONAL INC	3CBYI	20	@NA	@NA	@NA	@NA
CANADIAN NATIONAL RAILWAY CO	CNI	20	1,959.28	1,819.61	1,893.91	1,688.68
CANADIAN PACIFIC RAILWAY LTD	CP	20	4,932.46	4,538.32	4,846.61	4,270.63
CANNON EXPRESS INC	CEXP	20	11.998	13.955	17.923	25.323
CAPSTONE TURBINE CORP	CPST	20	@NA	@NA	@NA	@NA
CARLISLE COS INC	CSL	20	204.202	220.523	247.85	273.257
CARLISLE HOLDINGS LTD	CLHL	20	@NA	@NA	@NA	@NA
CASCADE CORP	CAE	20	78.65	77.751	88.538	92.057
CASELLA WASTE SYS INC -CL A	CWST	20	@NA	@NA	@NA	-1.142
CATALYTICA ENERGY SYS INC	CESI	20	@NA	@NA	@NA	@NA
CATERPILLAR INC	CAT	20	1,575.00	2,199.00	2,911.00	3,388.00
CATERPILLAR INC-PRE FASB	CAT.F	20	@NA	@NA	@NA	3,388.00
CD&L INC	CDV	20	@NA	@NA	@NA	8.311
CDI CORP	CDI	20	108.668	116.503	138.877	145.369
CECO ENVIRONMENTAL CORP	CECE	20	-0.792	2.512	3.098	4.342
CELADON GROUP INC	CLDN	20	@NA	1.538	42.079	57.839
CENDANT CORP	CD	20	150.19	284.881	443.322	727.212
CENTRAL FREIGHT LINES INC	CENF	20	@NA	@NA	@NA	@NA
CENTRAL PARKING CORP	CPC	20	@NA	@NA	31.861	41.36
CENTURY BUSINESS SVCS INC	CBIZ	20	@NA	@NA	20.292	28.593
CENVEO INC	CVO	20	@NA	@NA	23.653	102.318
CERADYNE INC	CRDN	20	15.813	13.443	11.602	19.852
CERBCO INC -CL A	3CERB	20	12.492	12.127	13.445	15
CERTIFIED SERVICES INC	3CSRVE	20	@NA	@NA	@NA	@NA
CHAMPION INDUSTRIES INC	CHMP	20	1.619	13.673	16.38	18.369
CHANNELL COMMERCIAL CORP	CHNL	20	@NA	@NA	@NA	12.473
CHARLES RIVER ASSOCIATES	CRAI	20	@NA	@NA	@NA	@NA
CHART INDUSTRIES INC	3CIDI	20	21.747	18.418	14.364	18.433
CHARTWELL INTL INC	3CWII	20	@NA	@NA	@NA	@NA
CHASE CORP	CCF	20	6.425	7.171	8.651	6.404
CHICAGO BRIDGE & IRON CO	CBI	20	@NA	@NA	@NA	@NA
CHICAGO RIVET & MACHINE CO	CVR	20	14.086	14.717	15.702	16.883

CHINA EASTERN AIRLINES -ADR	CEA	20	@NA	@NA	@NA	170.506
CHINA SOUTHN AIRLS LTD -ADR	ZNH	20	@NA	@NA	@NA	@NA
CHOICEPOINT INC	CPS	20	@NA	@NA	@NA	104.641
CINTAS CORP	CTAS	20	264.914	309.652	364.344	429.497
CIRCOR INTL INC	CIR	20	@NA	@NA	@NA	@NA
CLARCOR INC	CLC	20	99.551	104.641	117.462	130.815
CLEAN HARBORS INC	CLHB	20	58.065	67.37	67.325	60.373
CLEAN SYSTEMS TECHNOLOGY GP	CSTM	20	9.296	18.206	-3.29	-9.635
CLICKNSETTLE.COM INC	3CLIK	20	@NA	@NA	@NA	@NA
CNE GROUP INC	CNE	20	9.161	7.711	6.636	7.435
CNF INC	CNF	20	579.144	623.358	673.612	722.35
CNH GLOBAL NV	CNH	20	@NA	@NA	@NA	361.1
COHESANT TECHNOLOGIES INC	COHT	20	@NA	@NA	1.378	6.713
COINSTAR INC	CSTR	20	@NA	@NA	@NA	-11.703
COLLEGIS INC-REDH	3CLGS	20	@NA	@NA	@NA	@NA
COLLINS INDUSTRIES INC	COLLE	20	21.179	9.811	8.994	8.805
COLONIAL COMMERCIAL CORP	3CCOM	20	5.028	4.58	4.876	6.135
COLOR KINETICS INC	CLRK	20	@NA	@NA	@NA	@NA
COLUMBUS MCKINNON CORP	CMCO	20	@NA	@NA	40.75	137.622
COMDISCO HOLDING CO INC	3CDCO	20	624	639	641	685
COMFORCE CORP	CFS	20	-45.152	-8.713	-14.237	2.238
COMFORT SYSTEMS USA INC	FIX	20	@NA	@NA	@NA	@NA
COMMAND SECURITY CORP	3CMMD	20	4.977	5.136	4.994	5.189
COMMERCIAL VEHICLE GROUP INC	CVGI	20	@NA	@NA	@NA	@NA
COMMODORE APPLIED TECHN INC	3CXII	20	@NA	@NA	@NA	-8.561
COMMODORE ENVIRONMENTAL SVC	COES	20	3.949	2.438	3.981	-1.474
COMPASS KNOWLEDGE HLDGS INC	CKNO	20	@NA	@NA	@NA	@NA
COMPOSITE TECHNOLOGY CORP	3CPTCQ	20	@NA	@NA	@NA	@NA
COMPUDYNE CORP	CDCYE	20	-1.939	-1.736	0	-0.524
COMPX INTERNATIONAL INC	CIX	20	@NA	@NA	@NA	@NA
COMSYS IT PARTNERS INC	CITP	20	@NA	@NA	@NA	@NA
CONRAD INDUSTRIES INC	CNRD	20	@NA	@NA	@NA	@NA
CONSOLIDATED FREIGHTWAYS CP	CFWEQ	20	@NA	@NA	@NA	259.108
CONSOLIDATED GRAPHICS INC	CGX	20	@NA	8.981	38.17	49.876
CONSOLIDATED MERCANTILE INC	CSLMF	20	2.61	3.33	2.566	2.623
CONTINENTAL AIRLS INC -CL B	CAL	20	-3,865.80	720.546	103.684	305
CONTINENTAL GLOBAL GROUP INC	0168B	20	@NA	@NA	@NA	@NA
COOPER INDUSTRIES LTD	CBE	20	2,833.80	2,951.40	2,710.50	1,716.40
COPART INC	CPRT	20	@NA	4.132	49.288	113.116
CORNELL COMPANIES INC	CRN	20	@NA	@NA	@NA	3.053
CORPORATE EXECUTIVE BRD CO	EXBD	20	@NA	@NA	@NA	@NA
CORRECTIONAL SERVICES CORP	CSCQ	20	1.081	1.926	7.093	10.002
CORRECTIONS CORP AMER	CXW	20	@NA	@NA	@NA	96.704
CORRPRO COMPANIES INC	CO	20	2.814	24.301	56.06	54.281
COSTAR GROUP INC	CSGP	20	@NA	@NA	@NA	@NA
COVENANT TRANSPRT INC -CL A	CVTI	20	@NA	5.678	63.469	72.752
CP SHIPS LTD	TEU	20	@NA	@NA	@NA	@NA
CPI AEROSTRUCTURES INC	CVU	20	6.12	6.613	9.664	8.729
CRANE CO	CR	20	271.352	290.819	327.992	374.729
CREDITRISKMONITOR.COM INC	3CRMZ	20	-1.045	-1.618	-0.582	-0.585
CRONOS GROUP	CRNS	20	@NA	@NA	44.336	85.349

CROSS (A.T.) & CO -CL A	ATX	20	150.616	134.159	128.702	131.714
CROWLEY MARITIME CORP	CWLM	20	@NA	@NA	@NA	@NA
CROWN ANDERSEN INC	CRAN	20	9.826	10.03	11.412	12.89
CSX CORP	CSX	20	2,975.00	3,180.00	3,731.00	4,242.00
CSX TRANSPORTATION INC	CSX3	20	3,903.00	4,185.00	4,652.00	5,048.00
CTD HOLDINGS INC	3CTDH	20	@NA	@NA	@NA	@NA
CUBIC CORP	CUB	20	147.639	159.552	157.645	159.865
CUMMINS INC	CMI	20	386.2	708.9	1,072.60	1,183.00
CUNO INC	CUNO	20	@NA	@NA	@NA	112.189
CURTISS-WRIGHT CORP	CW	20	155.204	144.231	158.769	172.179
CVF TECHNOLOGIES CORP	3CNVT	20	@NA	@NA	@NA	@NA
DAISYTEK INTL CORP	DZTKQ	20	@NA	15.937	40.817	51.661
DALE JARRETT RACING ADVTR	3DJRT	20	@NA	@NA	@NA	@NA
DALRADA FINANCIAL CORP	3DRDF	20	0.863	2.062	-2.284	-2.264
DANAHER CORP	DHR	20	348.379	363.666	476.1	586.311
DANKA BUSINESS SYS PLC -ADR	DANKY	20	58.348	169.925	206.408	441.843
DAVEY TREE EXPERT CO	DVTX	20	40.319	44.058	44.531	46.53
DAY INTERNATIONAL GROUP INC	0588B	20	@NA	@NA	@NA	@NA
DAYTON SUPERIOR CORP	0380B	20	@NA	@NA	@NA	27.485
DECTRON INTERNATIONALE INC	DECT	20	@NA	@NA	@NA	@NA
DEEP WELL OIL & GAS INC	DWOG	20	@NA	@NA	3.86	4.75
DEERE & CO	DE	20	2,650.30	2,085.40	2,557.90	3,085.40
DEERE & CO-PRE FASB	DE.F	20	2,650.30	2,085.40	2,557.90	3,085.40
DEFENSE INDUSTRIES INTL INC	3DFNS	20	@NA	@NA	@NA	@NA
DELTA AIR LINES INC	DAL	20	1,894.07	1,913.08	1,467.00	1,827.00
DELUXE CORP	DLX	20	829.808	801.249	814.393	780.374
DEMARCO ENERGY SYS AMER INC	DMES	20	@NA	@NA	@NA	@NA
DENISON INTL PLC -ADR	DENHY	20	@NA	@NA	@NA	24.355
DESWELL INDUSTRIES INC	DSWL	20	@NA	@NA	7.271	21.075
DEUTSCHE LUFTHANSA AG -ADR	DLAKY	20	@NA	@NA	@NA	@NA
DEWEY ELECTRONICS CORP	3DEWY	20	-0.263	0.055	0.876	0.983
DHB INDUSTRIES INC	DHB	20	@NA	@NA	@NA	@NA
DIAMANT ART CORP	3DIAAF	20	0.145	-1.515	-1.942	-2.737
DIAMONDCLUSTER INTL INC	DTPI	20	@NA	@NA	@NA	6.568
DIANA SHIPPING INC	DSX	20	@NA	@NA	@NA	@NA
DIGITAL POWER CORP	DPW	20	@NA	@NA	@NA	0.939
DISTRIBUTED ENERGY SYS CORP	DESC	20	@NA	@NA	@NA	@NA
DIVERSIFIED CORP RESOURCES	HIRD	20	-2.738	-1.137	-0.913	-0.452
DIVERSIFIED PROD INSPECTIONS	3DPRI	20	@NA	@NA	@NA	@NA
DIVERSIFIED SECURITY SOLTNS	DVS	20	@NA	@NA	@NA	@NA
DOCUMENT SECURITY SYS INC	DMC	20	2.555	1.709	1.661	1.522
DOLLAR THRIFTY AUTOMOTIVE GP	DTG	20	@NA	@NA	@NA	@NA
DONALDSON CO INC	DCI	20	160.303	174.008	189.697	221.173
DONNELLEY (R R) & SONS CO	RRD	20	1,848.98	1,843.99	1,978.37	2,173.17
DOVER CORP	DOV	20	804.937	870.002	995.859	1,227.71
DRESSER INC	DI	20	@NA	@NA	@NA	@NA
DRIVER-HARRIS CO	DRHA	20	3.915	1.221	0.908	2.444
DRS TECHNOLOGIES INC	DRS	20	18.115	19.759	22.509	26.566
DRYSHIPS INC	DRYS	20	@NA	@NA	@NA	@NA
DT INDUSTRIES INC	DTIIQ	20	@NA	6.054	67.234	75.02
DUALSTAR TECHNOLOGIES CORP	DSTR	20	@NA	@NA	2.957	15.097

DUCOMMUN INC	DCO	20	3.347	13.585	15.783	24.588
DUN & BRADSTREET CORP	DNB	20	2,156.00	1,111.30	1,318.60	1,182.50
DURATEK INC	DRTK	20	4.529	6.159	6.933	9.257
DYCOM INDUSTRIES INC	DY	20	45.27	14.186	6.709	11.187
DYNAMEX INC	DDMX	20	@NA	@NA	@NA	4.65
DYNAMIC MATERIALS CORP	BOOM	20	4.89	4.993	5.825	6.507
DYNAMOTIVE ENERGY SYS CORP	3DYMTF	20	@NA	@NA	@NA	1.719
DYNCORP INC	6059B	20	7.294	3.166	4.25	-113.032
E PRIME AEROSPACE CORP	EPEA	20	@NA	@NA	@NA	@NA
EAGLE BULK SHIPPING INC-REDH	EGLE	20	@NA	@NA	@NA	@NA
EARTHCARE CO	ECCOQ	20	@NA	@NA	@NA	@NA
EARTHFIRST TECHNOLOGIES INC	3EFTI	20	@NA	@NA	@NA	@NA
EASTERN CO	EML	20	26.926	28.383	29.843	29.807
EATON CORP	ETN	20	948	1,105.00	1,680.00	1,975.00
ECOLOGY AND ENVIRON -CL A	EEI	20	39.098	42.781	46.159	46.907
EDAC TECHNOLOGIES CORP	3EDAC	20	5.262	6.006	6.172	5.332
EDO CORP	EDO	20	52.285	34.206	10.675	14.091
EG CAPITAL INC	EGCFF	20	@NA	@NA	@NA	0.046
EGL INC	EAGL	20	@NA	@NA	@NA	1.698
ELBIT SYSTEMS LTD	ESLT	20	@NA	@NA	@NA	61.366
ELBIT VISION SYSTEMS LTD	3EVSNF	20	@NA	@NA	@NA	-1.13
ELECTRIC & GAS TECHNOLOGY	3ELGT	20	14.526	15.726	10.01	10.428
ELECTRIC CITY CORP	ELC	20	@NA	@NA	@NA	@NA
ELECTRO RENT CORP	ELRC	20	65.822	77.532	92.188	114.623
ELECTROPURE INC	ELTP	20	-3.62	-3.131	-0.461	-0.217
ELGIN NATIONAL INDUSTRIES	0571B	20	@NA	@NA	@NA	@NA
ELITE FLIGHT SOLUTIONS INC	EFLT	20	@NA	@NA	@NA	@NA
ELKCORP	ELK	20	20.586	69.747	85.229	93.616
EMBRAER-EMPRESA BRAS -ADR	ERJ	20	@NA	@NA	@NA	@NA
EMCOR GROUP INC	EME	20	-197.229	-323.512	81.13	70.61
EMERSON ELECTRIC CO	EMR	20	3,729.80	3,915.10	4,341.80	4,870.80
EMPRESAS ICA SOC CTL -ADR	ICA	20	1,352.00	1,596.00	1,128.00	1,007.00
EMRISE CORP	3EMRI	20	11.578	4.341	4.614	4.956
ENCORE WIRE CORP	WIRE	20	17.022	20.149	41.562	40.377
ENER1 INC	3ENEI	20	13.672	30.004	36.018	46.607
ENERGY & ENGINE TECHNOL CORP	3EENT	20	@NA	@NA	@NA	@NA
ENERGY CONVERSION DEV	ENER	20	3.272	-7.501	-4.93	7.9
ENERSYS INC	ENS	20	@NA	@NA	@NA	@NA
ENGINEERED SUPPORT SYSTEMS	EASI	20	12.426	13.161	13.33	15.217
ENGLOBAL CORP	ENG	20	@NA	@NA	@NA	1.236
ENNIS INC	EBF	20	60.565	58.897	69.338	78.195
ENODIS PLC -ADR	ENO	20	@NA	@NA	@NA	@NA
ENPRO INDUSTRIES INC	NPO	20	@NA	@NA	@NA	@NA
ENTRX CORP	ENTX	20	0.062	2.61	-6.173	14.066
ENVIRO ENERGY CORP	ENGY	20	@NA	@NA	@NA	@NA
ENVIRO VORAXIAL TECHNLGY INC	3EVTN	20	@NA	@NA	@NA	@NA
ENVIRONMENTAL ELEMENTS CORP	EECP	20	20.276	13.139	13.333	9.851
ENVIRONMENTAL MONITOR & TEST	3EVMT	20	2.404	1.946	1.5	1.234
ENVIRONMENTAL SAFEGUARDS INC	ELSF	20	@NA	@NA	@NA	-0.306
ENVIRONMENTAL TECTONICS CORP	ETC	20	8.374	7.05	5.736	6.111
ENVIRONMENTL BIOSCIENCE-REDH	EBSI	20	@NA	@NA	@NA	@NA

EQUIFAX INC	EFX	20	257.99	254.031	361.859	353.422
ESCO TECHNOLOGIES INC	ESE	20	390.918	174.099	187.413	182.255
ESPEY MFG & ELECTRONICS CORP	ESP	20	25.713	26.481	27.628	27.826
ESSEX CORP	KEYW	20	3.304	1.742	1.329	1.96
ESTERLINE TECHNOLOGIES CORP	ESL	20	82.622	55.323	65.491	83.706
EURAMAX INTERNATIONAL INC	3632B	20	@NA	@NA	@NA	@NA
EUROTECH LTD	3EUOT	20	@NA	@NA	@NA	@NA
EVERGREEN HOLDINGS INC	0493B	20	@NA	@NA	@NA	@NA
EVERGREEN SOLAR INC	ESLR	20	@NA	@NA	@NA	@NA
EXCEL MARITIME CARRIERS LTD	EXM	20	@NA	@NA	@NA	@NA
EXLSERVICE HOLDINGS INC-REDH	EXLS	20	@NA	@NA	@NA	@NA
EXPEDITORS INTL WASH INC	EXPD	20	78.993	87.641	101.11	117.192
EXPONENT INC	EXPO	20	54.665	50.521	46.113	48.43
EXPRESSJET HOLDINGS INC	XJT	20	@NA	@NA	@NA	@NA
EXX INC -CL A	EXX.A	20	5.17	5.781	8.463	10.793
FALCON PRODUCTS INC	FCPR	20	23.813	44.556	50.556	58.307
FARREL CORP	FARL	20	26.609	26.362	28.856	27.814
FASTENAL CO	FAST	20	38.468	49.809	67.649	94.323
FEDERAL EXPRESS CORP	FDX1	20	@NA	@NA	@NA	@NA
FEDERAL SIGNAL CORP	FSS	20	178.98	199.208	220.314	248.081
FEDERAL SIGNAL CORP-PRE FASB	FSS.F	20	178.98	199.208	220.314	248.081
FEDEX CORP	FDX	20	1,671.38	1,924.71	2,245.57	2,576.14
FIBERSTARS INC	FBST	20	@NA	-4.358	8.541	9.366
FIND/SVP INC	3FSVP	20	2.775	3.495	4.16	4.659
FIREARMS TRAINING SYS -CL A	3FATS	20	@NA	@NA	@NA	21.262
FIRST ADVANTAGE CORP	FADV	20	@NA	@NA	@NA	@NA
FIRST AMERN SCIENTIFIC CORP	3FASC	20	@NA	@NA	@NA	@NA
FIRST AVIATION SVCS INC	FAVS	20	@NA	@NA	@NA	2.536
FIRST CONSULTING GROUP INC	FCGI	20	@NA	@NA	@NA	@NA
FIRSTSERVICE CORP -SVTG	FSRV	20	@NA	@NA	24.075	15.645
FLANDERS CORP	FLDR	20	@NA	@NA	@NA	@NA
FLIGHT SAFETY TECHNOLOGIES	FLT	20	@NA	@NA	@NA	@NA
FLORIDA EAST COAST INDS	FLA	20	503.464	523.038	552.268	581.86
FLOW INTL CORP	FLOW	20	34.225	37.948	49.803	57.06
FLOWSERVE CORP	FLS	20	120.127	127.571	139.079	195.772
FLUOR CORP	FLR	20	880.802	1,044.12	1,220.46	1,430.81
FLYI INC	FLYI	20	-2.232	19.595	1.922	14.561
FOOD TECHNOLOGY SERVICE INC	VIFL	20	1.894	1.792	0.87	1.001
FORWARD AIR CORP	FWRD	20	3.518	27.295	31.778	36.644
FOSTER (LB) CO	FSTR	20	51.31	52.879	58.319	63.173
FOSTER WHEELER LTD	3FWHLF	20	387.297	400.176	456.494	625.867
FRANKLIN ELECTRIC CO INC	FELE	20	33.849	50.127	64.865	80.557
FREIGHTCAR AMERICA INC	RAIL	20	@NA	@NA	@NA	@NA
FRONTIER AIRLINES INC	FRNT	20	@NA	0.392	1.642	4.701
FROZEN FOOD EXPRESS INDS	FFEX	20	41.799	51.983	64.288	75.021
FTI CONSULTING INC	FCN	20	@NA	@NA	@NA	1.081
FUEL-TECH NV	FTEK	20	-19.152	-10.699	-8.043	-7.477
FUELCELL ENERGY INC	FCEL	20	9.862	10.206	10.485	11.038
FULLCIRCLE REGISTRY INC	3FLCR	20	@NA	@NA	@NA	@NA
G&K SERVICES INC -CL A	GKSRA	20	82.439	90.158	100.857	118.529
GABRIEL TECHNOLOGIES CORP	3GWLK	20	@NA	@NA	@NA	@NA

GARDNER DENVER INC	GDI	20	@NA	@NA	42.295	55.234
GATX CORP	GMT	20	554.2	586.5	659	714.4
GEHL CO	GEHL	20	40.405	40.895	46.283	55.679
GENCOR INDUSTRIES INC	3GNCI	20	4.482	5.417	7.1	9.642
GENCORP INC	GY	20	213	235	-7	35
GENERAL BEARING CORP	GNRL	20	@NA	@NA	@NA	1.941
GENERAL BINDING CORP	GBND	20	127.588	133.531	141.089	154.141
GENERAL CABLE CORP/DE	BGC	20	218.7	139.9	@NA	122.9
GENERAL DYNAMICS CORP	GD	20	1,874.00	1,177.00	1,316.00	1,567.00
GENERAL ELECTRIC CO	GE	20	23,459.00	25,824.00	26,387.00	29,609.00
GENERAL ELECTRIC CO-PRE FASB	GE.F	20	23,459.00	25,824.00	26,387.00	29,609.00
GENERAL EMPLOY ENTERPRISES	JOB	20	0.433	0.494	1.153	2.543
GENESEE & WYOMING INC -CL A	GWR	20	@NA	@NA	@NA	10.548
GENESIS WORLDWIDE INC	GWOW	20	55.977	54.443	52.662	52.636
GENLYTE GROUP INC	GLYT	20	58.536	60.842	64.806	73.957
GEO GROUP INC	GGI	20	@NA	4.212	19.727	25.229
GEOLOGISTICS CORP -REDH	GEOL	20	@NA	@NA	@NA	@NA
GEVITY HR INC	GVHR	20	@NA	@NA	@NA	-33.949
GIANT MOTORSPORTS INC	3GMOS	20	@NA	@NA	@NA	@NA
GLASSTECH INC	0180B	20	@NA	@NA	@NA	@NA
GLOBAL CASH ACCESS HLDG-REDH	GCA	20	@NA	@NA	@NA	@NA
GLOBAL DIVERSIFIED INDS INC	3GDVI	20	@NA	@NA	@NA	@NA
GLOBAL ENERGY GROUP INC	3GENGE	20	@NA	@NA	@NA	@NA
GLOBAL PAYMENT TECHNOLOGIES	GPTX	20	@NA	@NA	4.465	8.647
GLOBAL POWER EQUIPMENT GROUP	GEG	20	@NA	@NA	@NA	@NA
GOL INTELLIGENT AIRLINES INC	GOL	20	@NA	@NA	@NA	@NA
GOLDFIELD CORP	GV	20	16.869	14.291	13.167	12.465
GOODRICH CORP	GR	20	718.8	785.3	812.6	878.6
GORMAN-RUPP CO	GRC	20	52.759	56.911	61.608	67.24
GP STRATEGIES CP	GPX	20	63.823	67.438	65.165	70.998
GRACO INC	GGG	20	98.683	73.2	80.377	103.571
GRAFTECH INTERNATIONAL LTD	GTI	20	@NA	@NA	192	-167
GRAHAM CORP	GHM	20	14.396	14.816	7.071	8.407
GRAINGER (W W) INC	GWW	20	931.209	941.905	1,032.81	1,179.11
GRANITE CONSTRUCTION INC	GVA	20	161.149	164.338	182.692	209.905
GREAT LAKES AVIATION LTD	3GLUX	20	2.841	4.962	34.202	31.54
GREAT LAKES DREDGE&DOCK CORP	0251B	20	@NA	@NA	@NA	@NA
GREEN MOUNTAIN CAPITAL INC	3GMCI	20	@NA	@NA	@NA	@NA
GREENBRIER COMPANIES INC	GBX	20	@NA	@NA	82.786	96.818
GREENMAN TECHNOLOGIES INC	GRN	20	@NA	@NA	-1.832	3.536
GREYHOUND LINES INC	0447B	20	52.262	152.166	153.196	149.762
GRIFFON CORP	GFF	20	143.941	160.893	175.63	171.319
GROEN BROS AVIATION INC	3GNBA	20	@NA	@NA	@NA	@NA
GRUPO AEROPORTAURIO SA -ADR	ASR	20	@NA	@NA	@NA	@NA
GRUPO TMM -ADR	TMM	20	311.259	349.848	255.417	324.318
GSI GROUP INC	0252B	20	@NA	@NA	@NA	@NA
GUANGSHEN RAILWAY LTD -ADR	GSH	20	@NA	@NA	@NA	317.269
GUNTHER INTERNATIONAL LTD	SORT	20	1.642	2.672	0.509	1.612
H E R C PRODUCTS INC	HERC	20	@NA	-0.426	2.766	2.417
H&E EQUIPMENT SERVICES LLC	0437B	20	@NA	@NA	@NA	@NA
HARBIN ELECTRIC INC	3HRBN	20	@NA	@NA	@NA	@NA

HARDINGE INC	HDNG	20	@NA	@NA	79.776	136.103
HARLAND (JOHN H.) CO	JH	20	256.222	183.674	203.414	222.147
HARSCO CORP	HSC	20	495.103	523.084	581.222	625.991
HAWAIIAN HOLDINGS INC	HA	20	@NA	@NA	33.849	29.178
HAWK CORP	HWK	20	@NA	@NA	@NA	@NA
HEADWAY CORPORATE RESOURCES	HWCR	20	@NA	@NA	3.33	2.201
HEALTHCARE SERVICES GROUP	HCSG	20	50.268	55.045	62.124	68.47
HEARTLAND EXPRESS INC	HTLD	20	52.353	67.064	78.05	98.635
HEICO CORP	HEI	20	25.556	25.513	27.061	30.146
HEIDRICK & STRUGGLES INTL	HSII	20	@NA	@NA	@NA	@NA
HERLEY INDUSTRIES INC/DE	HRLY	20	22.913	27.182	28.281	18.988
HERTZ CORP	0492B	20	617.607	176.796	250.043	350.381
HEXCEL CORP	HXL	20	102.933	20.753	-5.885	48.374
HI-RISE RECYCLING SYS INC	HIRI	20	0.108	5.187	4.836	10.043
HI-SHEAR TECHNOLOGY CORP	HSR	20	4.454	4.141	4.359	3.742
HIGHWAY HOLDINGS LTD	HIHO	20	@NA	@NA	@NA	3.974
HIRSCH INTL CORP -CL A	HRSH	20	6.287	7.83	20.636	29.134
HNI CORP	HNI	20	163.009	179.553	194.64	216.235
HONEYWELL INTERNATIONAL INC	HON	20	2,251.00	2,390.00	2,982.00	3,592.00
HORIZON LINES INC -REDH	HRZ	20	@NA	@NA	@NA	@NA
HOST AMERICA CORP	CAFE	20	@NA	@NA	@NA	@NA
HUB GROUP INC -CL A	HUBG	20	@NA	@NA	@NA	@NA
HUBBELL INC -CL B	HUB.B	20	541.327	557.66	608.996	667.338
HUDSON HIGHLAND GROUP INC	HHGP	20	@NA	@NA	@NA	@NA
HUDSON TECHNOLOGIES INC	HDSN	20	@NA	-0.581	4.737	20.337
HUGHES SUPPLY INC	HUG	20	83.272	94.427	131.335	154.143
HUNT (JB) TRANSPRT SVCS INC	JBHT	20	308.626	343.964	377.898	356.939
HURCO COMPANIES INC	HURC	20	34.698	13.087	7.328	7.483
HURON CONSULTING GROUP INC	HURN	20	@NA	@NA	@NA	@NA
HUTTIG BLDG PRODS INC	HBP	20	@NA	@NA	@NA	@NA
HYBRID FUEL SYSTEMS INC	3HYFS	20	@NA	@NA	@NA	@NA
HYDROGENICS CORP	HYGS	20	@NA	@NA	@NA	@NA
ICT GROUP INC	ICTG	20	@NA	@NA	@NA	3.843
ICTS INTERNATIONAL N V	ICTS	20	@NA	@NA	@NA	3.946
IDEX CORP	IEX	20	58.731	83.686	116.305	150.945
IHS INC -REDH	IHS	20	@NA	@NA	@NA	@NA
II-VI INC	IIVI	20	13.359	13.217	14.237	16.998
IKON OFFICE SOLUTIONS	IKN	20	860.363	822.716	1,167.23	1,376.46
ILLINOIS TOOL WORKS	ITW	20	1,339.67	1,258.67	1,541.52	1,924.24
IMAGISTICS INTERNATIONAL INC	IGI	20	@NA	@NA	@NA	@NA
IMPERIAL INDUSTRIES INC	IPII	20	-4.832	-5.301	-5.641	-5.846
INDUSTRIAL DISTR GROUP INC	IDGR	20	@NA	@NA	@NA	3.798
INDUSTRIAL SERVICES AMER INC	IDSA	20	@NA	@NA	@NA	1.768
INEI CORP	3INEY	20	15.458	13.333	13.263	15.122
INFRACOR INC	3INFCE	20	1.616	1.882	3.33	1.488
INFRASOURCE SERVICES	IFS	20	@NA	@NA	@NA	@NA
INGERSOLL-RAND CO LTD	IR	20	1,293.38	1,349.83	1,531.34	1,795.50
INNOTRAC CORP	INOC	20	@NA	@NA	@NA	@NA
INNOVATIVE SOLTNS & SUPP INC	ISSC	20	@NA	@NA	@NA	@NA
INSITUFORM TECNOL INC -CL A	INSU	20	54.495	63.395	73.924	116.81
INSTEEL INDUSTRIES	IIIN	20	44.944	62.93	66.461	71.212

INSURANCE AUTO AUCTIONS INC	IAAI	20	44.447	123.689	139.897	143.381
INTEGRATED ALARM SVCS GROUP	IASGE	20	@NA	@NA	@NA	@NA
INTEGRATED ELECTRICAL SVCS	IES	20	@NA	@NA	@NA	@NA
INTERLINE BRANDS INC	IBI	20	@NA	@NA	@NA	@NA
INTERNATIONAL BARRIER TECH I	3IBTGF	20	@NA	@NA	@NA	@NA
INTERNATIONAL MONETARY SYS	3INLM	20	@NA	@NA	@NA	@NA
INTERNATIONAL WIRE GROUP INC	0259B	20	@NA	@NA	@NA	@NA
INTERPOOL INC	IPX	20	34.555	133.454	156.147	246.689
INTERSECTIONS INC	INTX	20	@NA	@NA	@NA	@NA
INTL ALUMINUM	IAL	20	99.427	98.947	103.435	113.771
INTL DE CERAMICA SA -ADR	ICM	20	@NA	83.498	72.805	47.457
INTL DEVELOPMENT CORP	3IDVL	20	@NA	@NA	@NA	@NA
INTL LEASE FINANCE CORP	AIG1	20	1,056.20	1,209.18	1,440.77	1,600.11
INTL SHIPHOLDING CORP	ISH	20	124.004	134.497	146.316	166.261
INTL SMART SOURCING INC	3ISSG	20	@NA	@NA	@NA	@NA
IONATRON INC	IOTN	20	3.119	3.827	3.15	15.34
IPRINT TECHNOLOGIES INC	IPRT	20	@NA	@NA	@NA	@NA
IRVINE SENSORS CORP	IRSN	20	3.846	2.977	8.8	9.494
ISECURETRAC CORP	3ISRE	20	1.686	0.833	0.372	@NA
ITEC ENVIRONMENTAL GROUP INC	3ITEC	20	@NA	@NA	@NA	@NA
ITEX CORP	3ITEX	20	@NA	@NA	7.432	13.783
ITT INDUSTRIES INC	ITT	20	7,191.00	7,580.00	5,366.00	627
JACKSON PRODUCTS INC	0262B	20	@NA	@NA	@NA	@NA
JACOBS ENGINEERING GROUP INC	JEC	20	139.813	173.797	200.433	238.761
JACUZZI BRANDS INC	JJZ	20	@NA	@NA	855	412
JAPAN AIRLINES CORP -ADR	JALSY	20	2,954.76	2,967.80	3,218.23	2,495.33
JETBLUE AIRWAYS CORP	JBLU	20	@NA	@NA	@NA	@NA
JEWETT-CAMERON TRADING CO	JCTCF	20	@NA	@NA	@NA	4.917
JINPAN INTERNATIONAL LTD	JST	20	@NA	@NA	@NA	@NA
JLG INDUSTRIES INC	JLG	20	37.186	38.939	45.706	68.43
JORDAN INDUSTRIES INC	6536B	20	-62.748	-92.544	-68.742	-76.354
JOY GLOBAL INC	JOYG	20	591.377	503.318	486.231	559.276
JPS INDUSTRIES INC	JPST	20	-86.659	-111.353	-2.6	-37.295
K & F INDUSTRIES INC	3525B	20	-51.877	-90.364	-34.758	-39.711
K-TRON INTERNATIONAL INC	KTII	20	26.424	24.694	18.521	9.421
KADANT INC	KAI	20	66.46	70.753	84.696	109.631
KAISER GROUP HOLDINGS INC	KGHI	20	51.621	30.78	27.624	28.427
KAMAN CORP -CL A	KAMNA	20	209.535	171.146	146.587	157.116
KANSAS CITY SOUTHERN	KSU	20	456.1	555.6	660.1	688.1
KAYDON CORP	KDN	20	136.076	143.84	166.57	187.905
KEITH COMPANIES INC	TKCI	20	@NA	@NA	@NA	@NA
KELLSTROM INDUSTRIES INC	KELLQ	20	@NA	@NA	@NA	13.139
KELLY SERVICES INC -CL A	KELYA	20	367.259	386.219	431.516	476.104
KENEXA CORP -REDH	KNXA	20	@NA	@NA	@NA	@NA
KENNAMETAL INC	KMT	20	251.511	255.141	322.836	391.885
KEY COMPONENTS LLC	0264B	20	@NA	@NA	@NA	@NA
KEY TECHNOLOGY INC	KTEC	20	7.328	18.207	19.202	22.76
KFORCE INC	KFRC	20	@NA	@NA	2.435	16.925
KINETEK INC	0265B	20	@NA	@NA	@NA	@NA
KIRBY CORP	KEX	20	122.825	211.749	222.976	205.333
KITTY HAWK INC	KHK	20	@NA	@NA	@NA	16.966

KLM ROYAL DUTCH AIR -ADR	KLMR	20	1,063.20	1,749.88	2,285.85	2,384.88
KNIGHT TRANSPORTATION INC	KNX	20	@NA	5.179	18.903	24.732
KNOLL INC	KNL	20	@NA	@NA	@NA	@NA
KOLORFUSION INTL INC	3KOLR	20	@NA	@NA	@NA	@NA
KOMATSU LTD -ADR	KMTUY	20	4,490.51	4,959.52	6,615.33	5,667.70
KOOR INDUSTRIES LTD -ADR	KOR	20	324.353	459.46	613.337	861.63
KORN/FERRY INTERNATIONAL	KFY	20	@NA	@NA	@NA	@NA
KREISLER MANUFACTURING CORP	KRSL	20	6.652	6.569	5.827	4.427
KRONOS ADVANCED TECHNOLOGIES	3KNOS	20	@NA	@NA	@NA	@NA
KUBOTA CORP -ADR	KUB	20	2,693.71	3,015.53	3,610.75	3,105.30
KVH INDUSTRIES INC	KVHI	20	@NA	@NA	@NA	3.641
L-3 COMMUNICATIONS HLDGS INC	LLL	20	@NA	@NA	@NA	@NA
LA BARGE INC	LB	20	7.332	9.557	11.968	13.297
LABOR READY INC	LRW	20	@NA	@NA	@NA	7.677
LADISH CO INC	LDSH	20	@NA	@NA	@NA	@NA
LAIDLAW INTERNATIONAL INC	LI	20	1,950.35	1,543.70	1,576.30	1,688.10
LAMSON & SESSIONS CO	LMS	20	26.444	15.826	12.88	30.919
LAN AIRLINES SA -ADR	LFL	20	@NA	@NA	@NA	@NA
LANCER CORP/TX	LAN	20	17.923	20.325	26.919	31.065
LANDSTAR SYSTEM INC	LSTR	20	29.857	80.754	105.161	128.396
LASER MASTER INTL INC	LMTI	20	3.555	4.404	4.681	4.502
LAW ENFORCEMENT ASSOCS CORP	3LENF	20	@NA	@NA	@NA	@NA
LAWSON PRODUCTS	LAWS	20	128.756	140.65	131.23	122.811
LAYNE CHRISTENSEN CO	LAYN	20	45.984	37.348	40.273	53.972
LEARNING TREE INTL INC	LTRE	20	@NA	@NA	@NA	3.305
LECG CORP	XPRT	20	@NA	@NA	@NA	@NA
LEGAL CLUB OF AMERICA CORP	LEGL	20	@NA	@NA	@NA	@NA
LENNOX INTERNATIONAL INC	LII	20	@NA	@NA	@NA	@NA
LIFESTYLE INNOVATIONS INC	3LFSI	20	@NA	@NA	@NA	@NA
LIGHTING SCIENCE GROUP CORP	LSGP	20	3.505	-0.299	2.555	17.083
LINCOLN ELECTRIC HLDGS INC	LECO	20	198.723	143.495	194.133	329.946
LINCOLN INTERNATIONAL CORP	3LCNIA	20	0.68	0.572	0.499	0.411
LINCOLN LOGS LTD	3LLOG	20	1.369	0.177	-0.113	-0.068
LINDSAY MANUFACTURING CO	LNN	20	44.43	55.484	68.084	68.743
LMI AEROSPACE INC	LMIA	20	@NA	@NA	@NA	@NA
LOCKHEED MARTIN CORP	LMT	20	2,042.00	2,443.00	5,086.00	5,433.00
LSI INDS INC	LYTS	20	18.22	19.655	23.981	29.453
LYDALL INC	LDL	20	50.071	60.057	76.227	101.811
LYNCH CORP	LGL	20	21.036	24.066	30.531	35.512
M-WAVE INC	MWAV	20	8.807	12.341	17.643	19.366
MAC-GRAY CORP	TUC	20	@NA	@NA	@NA	12.85
MACQUARIE INFRASTRUCT CO TR	MIC	20	@NA	@NA	@NA	@NA
MADECO SA -ADR	MAD	20	129.398	238.343	278.579	323.029
MAGNETEK INC	MAG	20	196.463	163.029	113.082	117.278
MAII HOLDINGS INC	MAII	20	@NA	@NA	@NA	2.429
MAIR HOLDINGS INC	MAIR	20	26.365	40.125	42.444	34.415
MANHATTAN SCIENTIFICS INC	3MHTX	20	@NA	@NA	@NA	@NA
MANITOWOC CO	MTW	20	165.581	119.436	93.859	81.661
MANPOWER INC/WI	MAN	20	159.592	102.681	203.474	454.993
MARTEN TRANSPORT LTD	MRTN	20	28.384	34.729	33.104	38.242
MASCO CORP	MAS	20	1,886.88	1,998.43	2,112.68	1,655.43

MASONITE INTERNATIONAL CORP	MHM	20	95.422	144.43	160.6	174.84
MASTEC INC	MTZ	20	33.664	@NA	50.874	50.504
MAXCO INC	MAXC	20	8.462	17.551	21.077	24.468
MCDERMOTT INTL INC	MDR	20	460.418	539.383	707.704	681.645
MCGRATH RENTCORP	MGRC	20	68.7	76.071	83.839	85.893
MCSI INC	MCSIQ	20	@NA	@NA	@NA	2.631
MEADOW VALLEY CORP	MVCO	20	@NA	@NA	-0.233	11.762
MEDIA SCIENCES INTL INC	GFX	20	@NA	@NA	@NA	@NA
MEDIALINK WORLDWIDE INC	MDLK	20	@NA	@NA	@NA	-0.93
MEDIAWORX INC	3MEWXE	20	@NA	@NA	@NA	@NA
MEDIS TECHNOLOGIES LTD	MDTL	20	@NA	@NA	@NA	@NA
MEGOLA INC	3MGOA	20	@NA	@NA	@NA	@NA
MERCURY AIR GROUP INC	MAX	20	8.083	9.53	13.636	18.371
MERCURY COMPUTER SYSTEMS INC	MRCY	20	@NA	@NA	@NA	@NA
MERRIMAC INDUSTRIES INC	MRM	20	10.962	12.939	13.012	13.369
MESA AIR GROUP INC	MESA	20	99.116	215.394	234.316	255.883
MET-PRO CORP	MPR	20	27.951	29.187	32.084	35.013
METAL STORM LTD -ADR	MTSX	20	@NA	@NA	@NA	@NA
METALICO INC	MEA	20	@NA	@NA	@NA	@NA
METSO CORP -ADR	MX	20	@NA	@NA	@NA	633
METWOOD INC	3MTWD	20	@NA	@NA	@NA	@NA
MFRI INC	MFRI	20	10.394	21.154	23.94	26.223
MICROFIELD GROUP INC	3MICGE	20	@NA	@NA	-1.669	5.874
MICROVISION INC	MVIS	20	@NA	@NA	@NA	-2.404
MIDDLEBY CORP	MIDD	20	0.079	3.17	8.037	15.448
MIDWAY AIRLINES CORP	MDWYQ	20	@NA	@NA	@NA	@NA
MIDWEST AIR GROUP INC	MEH	20	@NA	@NA	37.84	21.264
MIKROS SYSTEMS CORP	3MKRS	20	-0.71	0.007	0.126	-0.509
MILACRON INC	MZ	20	128.4	118.1	151.8	264.7
MILASTAR CORP	3MILAA	20	5.619	4.459	3.865	3.627
MILLENNIUM CELL INC	MCEL	20	@NA	@NA	@NA	@NA
MILLER (HERMAN) INC	MLHR	20	283.942	296.325	286.915	308.145
MILLER INDUSTRIES INC/TN	MLR	20	@NA	-2.129	26.469	65.123
MINE SAFETY APPLIANCES CO	MSA	20	259.625	256.175	262.406	249.971
MISONIX INC	MSON	20	7.477	5.427	3.929	3.009
MITSUI & CO LTD -ADR	MITSY	20	5,201.86	5,665.60	6,581.00	5,554.00
MOBILE MINI INC	MINI	20	5.713	3.292	11.275	11.16
MOBILE SVCS GROUP -REDH	MSGI.1	20	@NA	@NA	@NA	@NA
MODTECH HOLDINGS INC	MODTE	20	11.71	4.732	5.334	6.058
MONITRONICS INTL INC	0461B	20	@NA	@NA	@NA	@NA
MONSTER WORLDWIDE INC	MNST	20	@NA	@NA	@NA	-21.328
MOOG INC -CL A	MOG.A	20	97.274	92.461	102.084	108.536
MOONEY AEROSPACE GROUP LTD	3MNYG	20	@NA	@NA	@NA	-12.28
MOORE CORP LTD-PRO FORMA	MCL.P	20	@NA	@NA	@NA	@NA
MOORE HANDLEY INC	MHCO	20	13.714	14.42	15.743	16.444
MORO CORP	MRCR	20	@NA	@NA	-2.317	5.703
MPM TECHNOLOGIES INC	3MPMLE	20	1.104	1.449	1.69	1.746
MPW INDL SVCS GROUP INC	MPWG	20	@NA	@NA	@NA	@NA
MSC INDUSTRIAL DIRECT -CL A	MSM	20	@NA	@NA	@NA	72.088
MSX INTERNATIONAL INC	9698B	20	@NA	@NA	@NA	@NA
MTC TECHNOLOGIES INC	MTCT	20	@NA	@NA	@NA	@NA

MTR CORP LTD -ADR	MTRJY	20	@NA	@NA	@NA	@NA
MUELLER (PAUL) CO	MUEL	20	36.89	36.771	37.946	37.565
MUELLER INDUSTRIES	MLI	20	204.421	222.114	241.948	285.875
MULTI-COLOR CORP	LABL	20	16.572	11.818	2.998	4.39
MULTI-MEDIA TUTRIAL SVCS INC	3MMTS	20	@NA	@NA	-3.213	1.564
N-VIRO INTERNATIONAL CORP	3NVIC	20	0.135	11.034	3.345	1.582
NACCO INDUSTRIES -CL A	NC	20	239.647	235.626	279.391	370.127
NASHUA CORP	NSH	20	117.152	93.123	92.696	74.875
NATIONAL TECHNICAL SYS INC	NTSC	20	13.103	14.353	14.831	15.651
NATIONAL WATERWORKS INC	0547B	20	@NA	@NA	@NA	@NA
NAVIGANT CONSULTING INC	NCI	20	@NA	@NA	@NA	0.243
NAVISTAR INTERNATIONAL CORP	NAV	20	93	530	573	626
NAVISTAR INTL-PRE FASB	NAV.F	20	93	530	573	626
NAVTECH INC	3NAVH	20	1.713	-0.062	-0.114	0.156
NCI BUILDING SYSTEMS INC	NCS	20	21.232	28.655	39.682	57.682
NCO GROUP INC	NCOG	20	@NA	@NA	@NA	2.051
NCT GROUP INC	3NCTI	20	13.702	23.239	5.468	6.884
NES RENTALS HOLDINGS INC	NLEQ	20	@NA	@NA	@NA	@NA
NEW CENTURY COMPANIES INC	3NCNC	20	-1.355	-1.35	-1.192	-2.489
NEW HORIZONS WORLDWIDE INC	NEWHE	20	46.253	47.06	49.637	49.428
NEW YORK FILM WORKS INC	NYFM	20	@NA	@NA	@NA	@NA
NEW YORK REGIONAL RAIL CORP	3NYRRE	20	@NA	@NA	@NA	@NA
NEWMARK VENTURES INC	3NWMV	20	@NA	@NA	@NA	@NA
NMHG HOLDING CO	0548B	20	@NA	@NA	@NA	@NA
NOGA ELECTRO-MECHANICAL INDS	NOGAQ	20	@NA	@NA	@NA	@NA
NORCROSS SAFETY PRODUCTS	0570B	20	@NA	@NA	@NA	@NA
NORDSON CORP	NDSN	20	177.72	196.405	212.424	231.33
NORFOLK SOUTHERN CORP	NSC	20	4,232.60	4,620.70	4,684.80	4,829.00
NORFOLK SOUTHERN RAILWAY CO	NSC1	20	4,729.40	5,130.10	5,385.70	5,590.60
NORTECH SYSTEMS INC	NSYS	20	2.369	3.3	4.471	5.786
NORTH AMER GALV & COATINGS	NGA	20	7.052	9.634	10.044	8.165
NORTH AMER TECHNOL GROUP INC	NATKC	20	1.646	3.393	4.88	0.337
NORTH AMER VAN LINES-REDH	0337B	20	@NA	@NA	@NA	@NA
NORTHROP GRUMMAN CORP	NOC	20	1,254.00	1,322.00	1,290.00	1,459.00
NORTHWEST AIRLINES CORP	NWAC	20	-1,732.50	-2,030.50	-1,370.70	-818.8
NUCLEAR SOLUTIONS INC	3NSOLE	20	@NA	@NA	@NA	@NA
NUCO2 INC	NUCO	20	@NA	@NA	@NA	-2.242
NUMATICS INC	0274B	20	@NA	@NA	@NA	@NA
NUTRITION MGMT SVCS -CL A	NMSCA	20	4.864	5.342	5.937	6.037
OCEANIC EXPLORATION CO	3OCEX	20	-0.762	-1.211	-2.007	-1.087
ODYSSEY MARINE EXPLORATION	OMR	20	@NA	@NA	@NA	@NA
OFFSHORE SYSTEMS INTL LTD	3OFSYF	20	@NA	@NA	@NA	@NA
OILGEAR CO	OLGR	20	19.55	17.271	20.542	22.772
OLD DOMINION FREIGHT	ODFL	20	44.979	53.676	63.726	68.784
OMEGA CABINETS LTD	0275B	20	@NA	@NA	@NA	@NA
OMEGA VENTURES GROUP INC	3OMGV	20	@NA	@NA	@NA	@NA
OMNI USA INC	3OUSA	20	1.764	1.435	2.304	2.623
ON ASSIGNMENT INC	ASGN	20	6.933	9.806	13.781	19.09
ONLINE POWER SUPPLY INC	OPWR	20	@NA	@NA	@NA	@NA
ORBIT INTERNATIONAL CP	ORBT	20	43.11	54.483	31.263	9.318
ORBITAL SCIENCES CORP	ORB	20	93.817	149.755	202.046	238.908

ORGANITECH USA INC	ORGT	20	@NA	@NA	@NA	@NA
ORYX TECHNOLOGY CORP	3ORYX	20	@NA	-0.898	2.689	5.407
OSHKOSH TRUCK CORP	OSK	20	116.13	112.004	121.558	133.413
OUTLOOK GROUP CORP	OUTL	20	38.875	42.574	41.386	34.941
OVERNITE CORP	OVNT	20	@NA	@NA	@NA	@NA
OWENS CORNING	3OWENQ	20	-1,008.00	-869	-680	-212
P.A.M. TRANSPORTATION SVCS	PTSI	20	6.312	9.155	13.034	18.232
PACCAR INC	PCAR	20	1,038.40	1,107.50	1,174.50	1,251.20
PACCAR INC-PRE FASB	PCAR.F	20	1,038.40	1,107.50	1,174.50	1,251.20
PACER INTERNATIONAL INC/TN	PACR	20	@NA	@NA	@NA	@NA
PACIFIC CMA INC	PAM	20	@NA	@NA	@NA	@NA
PALL CORP	PLL	20	545.595	542.878	587.206	651.799
PARAGON TECHNOLOGIES INC	PTG	20	7.473	7.546	5.925	7.21
PARK OHIO HOLDINGS CORP	PKOH	20	8.758	17.933	46.715	95.954
PARKER-HANNIFIN CORP	PH	20	934.019	932.9	966.351	1,191.51
PATRICK INDUSTRIES INC	PATK	20	19.195	36.46	43.439	52.988
PATRIOT TRANSN HOLDING INC	PATR	20	58.598	59.972	59.437	61.622
PAVING STONE CORP	PVNG	20	@NA	@NA	@NA	@NA
PCA INTERNATIONAL INC	0431B	20	28.324	30.296	33.032	31.235
PDG ENVIRONMENTAL INC	3PDGE	20	0.75	2.416	3.047	0.774
PECO II INC	PIII	20	@NA	@NA	@NA	@NA
PEERLESS MFG CO	PMFG	20	11.556	10.947	11.076	11.786
PEGASUS AIRCRFT PRTNRS II-LP	3YYCRC	20	@NA	@NA	@NA	@NA
PEMCO AVIATION GROUP INC	PAGI	20	3.019	4.287	12.515	13.874
PENHALL INTERNATIONAL CORP	0343B	20	@NA	@NA	@NA	@NA
PENN ENGR & MFG CORP	PNN	20	52.498	57.819	65.91	76.091
PENTACON INC	PTACQ	20	@NA	@NA	@NA	@NA
PENTAIR INC	PNR	20	260.012	336.922	391.058	458.273
PEOPLESUPPORT INC	PSPT	20	@NA	@NA	@NA	@NA
PERFECTDATA CORP	3PERF	20	4.402	4.048	3.889	3.793
PERINI CORP	PCR	20	121.665	131.043	131.929	105.506
PERMA-FIX ENVIRONMENTAL SVCS	PESI	20	8.237	10.714	16.962	7.938
PERRY-JUDDS INC	9843B	20	@NA	@NA	@NA	@NA
PETER KIEWIT SONS INC	0404B	20	@NA	@NA	@NA	@NA
PFEIFFER VACUUM TECH -ADR	PV	20	@NA	@NA	@NA	25.35
PHAZAR CORP	ANTP	20	1.971	2.663	2.243	2.185
PHH CORP	PHH	20	457.483	498.313	539.951	608.496
PHOENIX COLOR CORP	0279B	20	@NA	@NA	@NA	@NA
PICO HOLDINGS INC	PICO	20	@NA	59.779	38.548	46.103
PINNACLE AIRLINES CORP	PNCL	20	@NA	@NA	@NA	@NA
PIONEER RAILCORP -CL A	PRRR	20	0.779	1.135	1.806	2.971
PITNEY BOWES INC	PBI	20	1,649.61	1,868.56	1,742.23	2,068.51
PLM EQUIP GROWTH FD II -LP	GFYPZ	20	50	42.862	30.153	18.196
PLM EQUIP GROWTH FD V -LP	GFWPZ	20	78.811	61.501	44.751	30.337
PLM EQUIPMENT GROWTH FD -LP	GFXPZ	20	50.995	37.736	24.063	14.334
PLUG POWER INC	PLUG	20	@NA	@NA	@NA	@NA
POLYPORE INTL INC-REDH	PPO	20	@NA	@NA	@NA	@NA
PONY EXPRESS USA INC	PYXP	20	@NA	@NA	@NA	@NA
POP N GO INC	3POPN	20	@NA	@NA	@NA	@NA
PORTEC RAIL PRODUCTS INC	PRPX	20	@NA	@NA	@NA	@NA
PORTFOLIO RECOVRY ASSOC INC	PRAA	20	@NA	@NA	@NA	@NA

POWELL INDUSTRIES INC	POWL	20	43.159	46.631	51.656	57.657
POWER-ONE INC	PWER	20	@NA	@NA	@NA	14.596
POWERCOLD CORP	3PWCL	20	@NA	@NA	@NA	@NA
PPT VISION INC	PPTV	20	1.358	3.104	3.463	5.145
PRECISION CASTPARTS CORP	PCP	20	203.3	222.8	258.4	303.1
PREFORMED LINE PRODUCTS CO	PLPC	20	@NA	@NA	@NA	87.709
PRG-SCHULTZ INTL INC	PRGX	20	@NA	@NA	@NA	-3.401
PRODUCTIVITY TECHNOLOGIES CP	3PRAC	20	@NA	@NA	@NA	9.17
PROFILE TECHNOLOGIES INC	3PRTK	20	@NA	@NA	@NA	@NA
PROSOFT LEARNING CORP	POSO	20	@NA	@NA	@NA	@NA
PROTECTION ONE INC	3PONN	20	@NA	-9.758	-6.151	6.347
PROVIDENCE AND WORCESTER RR	PWX	20	29.746	30.804	32.881	34.422
PROVIDENCE SERVICE CORP	PRSC	20	@NA	@NA	@NA	@NA
PURECYCLE CORP	PCYO	20	@NA	@NA	5.501	5.107
PW EAGLE INC	PWEI	20	0.613	-0.096	1.263	1.808
QUALITY DISTRIBUTION INC	QLTY	20	@NA	@NA	@NA	@NA
QUALITY PRODUCTS INC	QPDC	20	-0.006	13.173	18.329	-0.104
QUANTA SERVICES INC	PWR	20	@NA	@NA	@NA	@NA
QUEBECOR WORLD INC -SUB VTG	IQW	20	477.445	642.433	707.186	1,060.11
QUINENCO SA -ADR	LQ	20	@NA	@NA	@NA	@NA
QUIPP INC	QUIP	20	8.846	8.871	10.548	12.863
QUIXOTE CORP	QUIX	20	33.583	41.898	54.069	58.915
RAILAMERICA INC	RRA	20	4.013	4.079	6.408	9.149
RAMP CORP	RCO	20	@NA	-0.348	3.269	0.306
RAVEN INDUSTRIES INC	RAVN	20	35.53	41.1	45.526	49.151
RAYTHEON CO	RTN	20	3,843.23	4,297.86	3,928.17	4,291.96
RBS GLOBAL INC	0584B	20	@NA	@NA	@NA	@NA
RCM TECHNOLOGIES INC	RCMT	20	3.294	4.046	5.478	7.527
RECONDITIONED SYSTEMS INC	RESY	20	2.421	2.864	0.704	-0.98
REDOX TECHNOLOGY CORP	RDOX	20	@NA	@NA	@NA	@NA
REFAC	REF	20	14.767	16.292	28.235	29.085
REGAL-BELOIT CORP	RBC	20	83.924	92.746	110.545	135.873
REGI U S INC	3RGUS	20	@NA	@NA	@NA	@NA
REGUS GROUP PLC	REGSY	20	@NA	@NA	@NA	@NA
REINHOLD INDUSTRIES -CL A	RNHDA	20	56.537	59.453	51.251	@NA
REMEDYTEMP INC -CL A	REMX	20	@NA	@NA	@NA	19.308
REPUBLIC AIRWAYS HLDGS INC	RJET	20	@NA	@NA	@NA	@NA
REPUBLIC RESOURCES INC	RPRS	20	1.094	10.073	9.342	9.015
REPUBLIC SERVICES INC	RSG	20	@NA	@NA	@NA	@NA
RESOURCES CONNECTION INC	RECN	20	@NA	@NA	@NA	@NA
REUNION INDUSTRIES	RUN	20	34.017	48.707	44.624	31.254
REVCARE INC	RVCR	20	@NA	@NA	@NA	@NA
RG AMERICA INC	3RGMIE	20	@NA	@NA	@NA	@NA
RITCHIE BROS AUCTIONEERS INC	RBA	20	@NA	@NA	@NA	48.801
RIVIERA TOOL CO	RTC	20	@NA	@NA	@NA	5.22
ROBBINS & MYERS INC	RBN	20	56.31	52.342	57.039	69.939
ROBERT HALF INTL INC	RHI	20	90.972	133.602	176.995	227.93
ROCKWELL AUTOMATION	ROK	20	2,776.30	2,954.50	3,354.20	3,781.00
ROCKWELL COLLINS INC	COL	20	@NA	@NA	@NA	@NA
ROLLER BEARING CO OF AMERICA	0288B	20	@NA	@NA	@NA	@NA
ROLLINS INC	ROL	20	129.899	160.508	193.633	214.318

ROPER INDUSTRIES INC/DE	ROP	20	40.502	62.408	82.864	105.595
ROYAL GROUP TECH LTD	RYG	20	@NA	@NA	84.761	250.412
RSI HOLDINGS INC	3RSII	20	5.705	5.339	1.93	2.143
RUSH ENTERPRISES INC -CL B	RUSHB	20	@NA	@NA	@NA	7.685
RUSSEL METALS INC	RUSMF	20	134.839	160.462	197.61	206.55
RYANAIR HOLDINGS PLC -ADR	RYAAY	20	@NA	@NA	@NA	49.862
RYDER SYSTEM INC	R	20	1,377.11	990.181	1,129.02	1,240.03
SCHAWK INC -CL A	SGK	20	33.631	37.838	76.275	76.429
SCHOOL SPECIALTY INC	SCHS	20	@NA	@NA	@NA	@NA
SCHUFF INTERNATIONAL INC	SHFK	20	@NA	@NA	@NA	6.768
SCIENCE APPLICATIONS INTL CP	1134B	20	279.012	335.502	387.564	459.097
SCS TRANSPORTATION INC	SCST	20	@NA	@NA	@NA	@NA
SEA CONTAINERS LTD -CL A	SCR.A	20	132.897	134.344	150.964	231.971
SECURITY CAPITAL/DE -CL A	SCC	20	0.504	0.309	6.694	6.321
SEGMENTZ INC	SZI	20	@NA	@NA	@NA	@NA
SEMELE GROUP INC	SMLE	20	80.159	73.922	44.184	21.04
SENSUS METERING SYS INC-REDH	0592B	20	@NA	@NA	@NA	@NA
SEQUA CORP -CL A	SQA.A	20	650.869	574.987	565.694	575.798
SERVOTRONICS INC	SVT	20	8.63	9.267	9.822	10.121
SGI INTERNATIONAL	SGII	20	4.874	2.349	0.556	-1.631
SGL CARBON AG -ADR	SGG	20	@NA	@NA	@NA	351.525
SHAW GROUP INC	SGR	20	@NA	12.38	49.872	54.138
SHOLODGE INC	LODG	20	29.177	54.883	65.158	82.736
SIEMENS AG -ADR	SI	20	@NA	@NA	13,093.31	14,632.84
SIFCO INDUSTRIES	SIF	20	37.716	25.814	27.27	30.805
SIMCLAR INC	SIMC	20	@NA	-1.742	-0.944	3.663
SIMPSON MANUFACTURING INC	SSD	20	@NA	32.535	66.522	81.553
SIRVA INC	SIR	20	@NA	@NA	@NA	@NA
SITEL CORP	SWW	20	@NA	8.51	24.842	104.733
SKF AB -ADR	SKFRY	20	1,261.81	1,080.18	1,328.77	1,550.20
SKYWEST INC	SKYW	20	42.766	122.788	117.684	115.8
SL INDUSTRIES INC	SLI	20	22.558	23.431	23.577	24.93
SLI INC	SLIXQ	20	@NA	@NA	2.673	34.921
SMARTPROS LTD	PED	20	@NA	@NA	@NA	@NA
SMITH (A O) CORP	AOS	20	244.656	269.63	312.745	372.364
SMITHWAY MTR XPRESS -CL A	SMXC	20	@NA	@NA	@NA	7.871
SOLAR SATELLITE COMM	SSCI	20	-0.029	-0.017	@NA	@NA
SOLOMON TECHNOLOGIES INC	3SOLM	20	@NA	@NA	@NA	@NA
SOURCECORP INC	SRCP	20	@NA	@NA	6.41	7.111
SOUTHWEST AIRLINES	LUV	20	854.253	1,054.02	1,238.71	1,427.32
SPACEHAB INC	SPAB	20	@NA	@NA	@NA	-4.026
SPARTA INC/DE	8097B	20	10.928	11.668	9.202	9.41
SPARTON CORP	SPA	20	60.276	66.966	62.071	55.61
SPEIZMAN INDUSTRIES INC	SPZN	20	1.82	4.243	17.483	18.782
SPHERION CORP	SFN	20	75.908	167.062	178.626	196.369
SPHERIX INC	SPEX	20	3.023	2.222	2.132	2.362
SPIRE CORP	SPIR	20	7.534	8.205	8.024	7.894
SPX CORP	SPW	20	365.008	525.186	547.9	578.1
STANDARD AUTOMOTIVE CORP	SAUC	20	@NA	@NA	@NA	5.495
STANDARD PARKING CORP	STAN	20	@NA	@NA	@NA	@NA
STANDARD REGISTER CO	SR	20	338.317	360.983	383.966	411.217

STANDEX INTERNATIONAL CORP	SXI	20	137.01	121.524	118.932	132.352
STARRETT (L.S.) CO -CL A	SCX	20	138.852	141.422	146.648	156.829
STARTECH ENVIRONMENTAL CORP	3STHK	20	@NA	@NA	@NA	@NA
STATIA TERMINALS GROUP N V	STNV	20	@NA	@NA	@NA	@NA
STEELCASE INC	SCS	20	@NA	@NA	@NA	1,383.00
STENA AB	0218B	20	@NA	@NA	@NA	@NA
STERICYCLE INC	SRCL	20	@NA	@NA	@NA	12.574
STERLING CONSTRUCTION CO INC	STV	20	5.67	11.344	14.835	10.899
STEVENS INTL INC -SER A COM	SVEIA	20	35.782	36.52	40.965	45.372
STEWART & STEVENSON SERVICES	SVC	20	305.668	358.658	419.003	471.915
STOLT-NIELSEN SA -ADR	SNSA	20	486.8	482.365	535.119	640.253
STONE & WEBSTER INC	SWBIQ	20	403.138	425.378	375.318	361.671
STONEPATH GROUP INC	STG	20	@NA	@NA	@NA	@NA
STRATEGIC DISTR INC	STRD	20	3.116	3.448	24.722	27.392
STRATESEC INC	SFTC	20	@NA	@NA	@NA	0.554
STRATUS SERVICES GROUP INC	3SSVG	20	@NA	@NA	@NA	@NA
SUN HYDRAULICS CORP	SNHY	20	@NA	@NA	@NA	21.529
SUPREME INDUSTRIES INC	STS	20	6.574	14.036	19.995	28.803
SWIFT TRANSPORTATION CO INC	SWFT	20	71.842	88.973	111.342	134.835
SYNAGRO TECHNOLOGIES INC	SYGR	20	3.021	8.655	10.212	10.972
SYPRIS SOLUTIONS INC	SYPR	20	@NA	17.34	42.799	25.84
SYS	SYS	20	@NA	@NA	@NA	@NA
SYSTEMONE TECHNOLOGIES INC	STEK	20	@NA	@NA	@NA	-1.79
TALISMAN ENTERPRISES INC	BATTQ	20	@NA	@NA	@NA	@NA
TARGET LOGISTICS INC	3TARG	20	@NA	@NA	@NA	@NA
TARPON INDUSTRIES INC	TPO	20	@NA	@NA	@NA	@NA
TASTY FRIES INC	3TFRYE	20	@NA	@NA	-1.182	1.268
TAT TECHNOLOGIES LTD -ORD	TATTF	20	8.845	27.494	26.293	19.772
TATA MOTORS LIMITED -ADR	TTM	20	@NA	@NA	@NA	@NA
TAYLOR DEVICES INC	TAYD	20	1.718	2.035	2.839	3.547
TB WOODS	TBWC	20	@NA	@NA	-12.866	-7.488
TBS INTL LTD -REDH	TSI	20	@NA	@NA	@NA	@NA
TEAM AMERICA CORP	TMOSQ	20	@NA	@NA	@NA	0.191
TEAM INC	TMI	20	28.158	26.297	20.323	11.045
TEAMSTAFF INC	TSTF	20	0.325	3.182	5.056	3.21
TECH OPS SEVCON INC	TO	20	6.433	5.848	6.568	8.125
TECHNOLOGY GENERAL CP	TCGN	20	1.48	1.275	1.699	1.551
TECHNOLOGY RESEARCH CORP	TRCI	20	4.633	10.321	12.339	13.232
TECUMSEH PRODUCTS CO -CL A	TECUA	20	639.8	686.8	785.5	877.1
TEL-INSTRUMENT ELECTRONICS	TIK	20	@NA	@NA	@NA	@NA
TELEDYNE TECHNOLOGIES INC	TDY	20	@NA	@NA	@NA	@NA
TELEFLEX INC	TFX	20	240.467	269.79	309.024	355.364
TELETECH HOLDINGS INC	TTEC	20	@NA	@NA	@NA	3.791
TEMCO SERVICE INDUSTRIES INC	TMCO	20	17.363	16.641	19.318	21.586
TENNANT CO	TNC	20	84.85	84.093	96.249	114.131
TEREX CORP	TEX	20	-6.168	-58.452	-55.738	-98.8
TETRA TECH INC	TTEK	20	21.984	26.446	33.507	41.496
TEXTRON INC	TXT	20	2,469.70	2,763.60	2,866.00	3,397.00
TEXTRON INC-PRE FASB	TXT.F	20	2,469.70	2,763.60	2,866.00	3,397.00
THERMADYNE HOLDINGS CORP	3THMD	20	-437.869	-307.937	20.622	-132.246
THERMAL ENERGY STORAGE INC	THES	20	-0.489	-0.469	-0.473	-0.556

THERMOENERGY CORP	3TMEN	20	@NA	@NA	@NA	@NA
THERMOVIEW INDS INC	THV	20	@NA	@NA	@NA	@NA
THINKPATH INC	3THTHF	20	@NA	@NA	@NA	@NA
THOMAS & BETTS CORP	TNB	20	463.062	480.832	553.043	600.574
THOMAS GROUP INC	3TGIS	20	-1.501	21.662	22.277	31.051
THOMAS INDUSTRIES INC	TII	20	129.545	125.049	133.766	143.177
TICKETS.COM INC	TIXX	20	@NA	@NA	@NA	@NA
TIMCO AVIATION SERVICES INC	3TMAS	20	@NA	@NA	@NA	14.058
TIMKEN CO	TKR	20	985.063	685.312	732.891	821.178
TITAN INTERNATIONAL INC	TWI	20	6.64	66.728	100.236	215.872
TITAN TECHNOLOGIES INC	3TITT	20	@NA	@NA	@NA	@NA
TNR TECHNICAL INC	3TNRK	20	1.038	1.168	1.316	1.755
TODD SHIPYARDS CORP	TOD	20	70.7	63.74	62.433	67.38
TOMKINS PLC -ADR	TKS	20	1,232.40	1,336.60	1,588.10	1,656.20
TORO CO	TTC	20	132.614	144.601	168.652	185.471
TOROTEL INC	TTLO	20	3.542	3.725	3.347	3.718
TPG NV -ADR	TP	20	@NA	@NA	@NA	@NA
TRADEQUEST INTERNATIONAL INC	3TQSTE	20	@NA	10.661	9.181	4.463
TRAILER BRIDGE INC	TRBR	20	@NA	@NA	@NA	2.674
TRANS GLOBAL SERVICES INC	TGSI	20	@NA	-0.916	1.075	4.251
TRANSAMERICA FINANCE CORP	TA2	20	1,428.94	1,449.62	1,582.34	1,714.51
TRANSCOM WORLDWIDE SA -ADS	TRCXY	20	@NA	@NA	@NA	@NA
TRANSDIGM HLDG CO	0306B	20	@NA	@NA	@NA	@NA
TRANSPORT CORP AMERICA INC	TCAM	20	@NA	11.181	30.189	36.307
TRANSPORT TECH INDS INC-REDH	TTII	20	16.3	57.235	63.234	68.874
TRANSTECH INDUSTRIES INC	3TRTI	20	5.159	0.649	-1.652	-2.394
TRANSTECHNOLOGY CORP	TTLG	20	61.214	65.953	64.502	72.47
TRC COS INC	TRR	20	34.39	32.898	41.984	46.538
TREDEGAR CORP	TG	20	162.397	169.088	171.878	170.521
TREX CO INC	TWP	20	@NA	@NA	@NA	@NA
TRI-S SECURITY CORP	TRIS	20	@NA	@NA	@NA	@NA
TRIMAS CORP	0517B	20	215.37	244.85	290.6	338.67
TRINITY INDUSTRIES	TRN	20	507.3	570.5	641.2	746
TRINITY LEARNING CORP	3TTYL	20	2.289	0.973	-0.491	@NA
TRIUMPH GROUP INC	TGI	20	@NA	@NA	@NA	15.065
TRM CORP	TRMM	20	20.903	24.1	27.155	31.528
TUFCO TECH INC	TFCO	20	@NA	10.207	19.164	26.445
TUNEX INTERNATIONAL INC	3TNEX	20	-1.2	-0.945	-0.536	-0.347
TURBOCHEF TECHNOLOGIES INC	TCF	20	@NA	-2.928	0.23	1.448
TVI CORP	TVIN	20	@NA	@NA	@NA	@NA
TWIN DISC INC	TWIN	20	76.439	61.409	65.397	74.622
TYCO INTERNATIONAL LTD	TYC	20	1,040.55	919.71	1,079.06	1,634.68
U S HOME SYSTEMS INC	USHS	20	3.105	3.738	3.619	4.196
U S MARINE REPAIR INC-REDH	0225B	20	@NA	@NA	@NA	@NA
U S MICROBICS INC	3BUGS	20	@NA	@NA	@NA	@NA
U S PLASTIC LUMBER CORP	USPL	20	@NA	@NA	@NA	@NA
UAL CORP	3UALAQ	20	705.6	1,173.00	-316	-239
UAP HOLDING CORP	UAPH	20	@NA	@NA	@NA	@NA
ULTRALIFE BATTERIES INC	ULBI	20	4.736	27.138	27.554	57.957
UNION PACIFIC CORP	UNP	20	4,639.00	4,885.00	5,131.00	6,364.00
UNION TANK CAR CO	4168A	20	445.9	485.63	505.008	530.473

UNITED AIRLINES INC	UAL1	20	738	674	-239	-509
UNITED DEFENSE INDUSTRIES	UDI	20	@NA	@NA	@NA	@NA
UNITED INDUSTRIAL CORP	UIC	20	101.568	85.354	88.421	86.16
UNITED PARCEL SERVICE INC	UPS	20	3,720.43	3,944.51	4,647.25	5,151.00
UNITED RENTALS INC	URI	20	@NA	@NA	@NA	@NA
UNITED STATES POSTAL SERVICE	9352B	20	@NA	@NA	-5,961.50	-4,191.00
UNITED STATIONERS INC	USTR	20	223.387	237.697	246.01	30.024
UNITED TECHNOLOGIES CORP	UTX	20	3,370.00	3,598.00	3,752.00	4,021.00
UNIVERSAL DETECTION TECHNOL	3UDTT	20	1.232	2.589	2.507	2.01
UNIVERSAL EXPRESS INC	3USXP	20	@NA	@NA	@NA	@NA
UNIVERSAL FOREST PRODS INC	UFPI	20	40.718	61.936	71.568	83.439
UNIVERSAL SECURITY INSTRUMNT	UUU	20	9.012	9.064	7.775	6.676
UNIVERSAL TRUCKLOAD SERVICES	UACL	20	@NA	@NA	@NA	@NA
UNIVERSE2U INC	3UTOUE	20	@NA	@NA	@NA	@NA
UQM TECHNOLOGIES INC	UQM	20	1.592	5.909	3.699	4.449
URS CORP	URS	20	27.878	29.389	33.973	39.478
US 1 INDUSTRIES INC	3USOO	20	0.313	-4.768	-3.82	-4.697
US AIRWAYS GROUP INC	3UAIRQ	20	-169.09	-425.729	-1,110.06	-1,048.94
US XPRESS ENTP INC -CL A	XPRSA	20	@NA	13.436	54.082	55.086
USA BIOMASS CORP	USBCQ	20	3.713	3.532	9.822	10.702
USA TRUCK INC	USAK	20	24.699	30.478	38.645	43.157
USF CORP	USFC	20	229.779	180.509	208.094	233.152
USG CORP	USG	20	-1,880.00	-134	-8	-37
UTEK CORP	UTK	20	@NA	@NA	@NA	@NA
UTI WORLDWIDE INC	UTIW	20	@NA	@NA	@NA	@NA
VALENCE TECHNOLOGY INC	VLNC	20	69.01	99.629	66.784	53.01
VALLEY NATIONAL GASES INC	VLG	20	@NA	@NA	@NA	@NA
VALMONT INDUSTRIES	VMI	20	111.318	113.392	127.467	159.256
VALPEY-FISHER CORP	VPF	20	12.425	13.168	12.906	13.581
VANGUARD AIRLINES INC	VGDAQ	20	@NA	@NA	2.57	3.545
VELOCITY EXPRESS CORP	VEXP	20	@NA	@NA	@NA	-1.521
VENTURE CATALYST INC/UT	3VCAT	20	@NA	@NA	@NA	7.772
VERI-TEK INTL CORP	VCC	20	@NA	@NA	@NA	@NA
VERIDIUM CORP	3VRDM	20	@NA	@NA	@NA	@NA
VERSAR INC	VSR	20	8.951	8.69	6.269	6.29
VERTEX AEROSPACE INC-REDH	VRT	20	@NA	@NA	@NA	@NA
VIAD CORP	VVI	20	@NA	@NA	@NA	@NA
VIASOURCE COMMUNICATIONS INC	VVVVQ	20	@NA	@NA	@NA	@NA
VICOR CORP	VICR	20	88.46	102.397	113.478	150.056
VIRGIN EXPRESS HLDGS -ADR	3VIRGY	20	@NA	@NA	@NA	0.355
VITRAN CORP INC	VTNC	20	@NA	18.091	27.404	33.518
VIVA INTERNATIONAL INC	3VIVI	20	@NA	@NA	@NA	@NA
VL DISSOLUTION CORP	VLDS	20	@NA	3.256	7.492	16.241
VOLT INFO SCIENCES INC	VOL	20	80.38	77.678	89.845	107.127
VOLVO AB SWE -ADR	VOLVY	20	4,199.00	3,247.85	5,832.00	7,726.08
VSE CORP	VSEC	20	9.623	10.816	12.101	13.553
W-W CAPITAL CORP	3WWCLE	20	@NA	@NA	@NA	@NA
WABASH NATIONAL CORP	WNC	20	62.086	87.464	154.181	177.631
WABTEC CORP	WAB	20	@NA	@NA	46.797	-108.698
WALKER FINANCIAL CORP	3WLKF	20	1.228	1.101	1.076	1.101
WALTER INDUSTRIES INC	WLT	20	@NA	@NA	360.774	276.694

WARRANTECH CORP	3WTEC	20	13.427	14.3	17.444	19.657
WASHINGTON GROUP INTL INC	WGII	20	43.254	120.39	119.956	128.951
WASTE CONNECTIONS INC	WCN	20	@NA	@NA	@NA	@NA
WASTE INDUSTRIES USA INC	WWIN	20	@NA	@NA	@NA	13.559
WASTE MANAGEMENT INC	WMI	20	39.862	46.675	107.986	402.849
WASTE SERVICES INC	WSII	20	@NA	@NA	@NA	@NA
WASTE TECHNOLOGY CORP	3WTEK	20	0.695	1.46	2.157	2.987
WATER CHEF INC	3WTER	20	-0.125	-1.168	-1.88	@NA
WATER PIK TECHNOLOGIES INC	PIK	20	@NA	@NA	@NA	@NA
WATERLINK INC	WLKNQ	20	@NA	@NA	@NA	-0.011
WATERS INSTRUMENT INC	WTRS	20	4.481	3.991	4.266	4.666
WATSCO INC	WSO	20	25.272	41.754	46.816	53.756
WATSON WYATT & CO HLDGS	WW	20	@NA	-6.413	-6.828	-6.562
WATTS WATER TECHNOLOGIES INC	WTS	20	314.893	335.12	361.551	405.954
WCA WASTE CORP	WCAA	20	@NA	@NA	@NA	@NA
WEB PRESS CORP	WEBP	20	2.57	2.675	2.197	2.497
WERNER ENTERPRISES INC	WERN	20	165.887	249.311	276.414	309.052
WERNER HOLDING CO INC/DE	0314B	20	@NA	@NA	@NA	@NA
WESCO INTL INC	WCC	20	@NA	@NA	@NA	@NA
WEST CORP	WSTC	20	@NA	@NA	@NA	40.218
WESTAFF INC	WSTF	20	@NA	@NA	@NA	31.792
WESTAIM CORP	WEDX	20	@NA	@NA	@NA	@NA
WESTERN PWR & EQUIP CORP	3WPEC	20	@NA	@NA	10.051	19.715
WHITEWING ENVIRONMENTAL CORP	WWLI	20	@NA	@NA	-0.517	0.489
WILLIAMS SCOTSMAN INC	0315B	20	@NA	@NA	@NA	@NA
WILLIS LEASE FINANCE CORP	WLFC	20	@NA	@NA	@NA	4.812
WINDSWEPT ENVIRONMENTAL SYS	3WEGI	20	3.37	5.666	7.18	6.873
WOLSELEY PLC -ADR	WOS	20	@NA	@NA	@NA	@NA
WOLVERINE TUBE INC	WLV	20	39.302	97.644	128.719	164.526
WOODWARD GOVERNOR CO	WGOV	20	219.69	206.222	193.846	197.903
WORLD AIR HOLDINGS INC	WLDA	20	@NA	@NA	-1.367	30.34
WORLDWATER CORP	3WWAT	20	@NA	@NA	@NA	@NA
WORLDWIDE FLIGHT SVCS INC	0317B	20	@NA	@NA	@NA	@NA
WSI INDUSTRIES INC	WSCI	20	10.522	4.955	3.704	4.711
XANSER CORP	XNR	20	-15.636	1.154	4.759	63.208
XENONICS HOLDINGS INC-REDH	XNN	20	@NA	@NA	@NA	@NA
YELLOW ROADWAY CORP	YELL	20	485.496	486.453	460.843	422.677
YORK INTERNATIONAL CORP	YRK	20	455.252	456.967	526.93	624.814
ZENEX INTERNATIONAL INC	3ZENX	20	@NA	@NA	@NA	@NA
ZTEST ELECTRONICS INC	ZTSTF	20	@NA	@NA	@NA	@NA
ZUNICOM INC	3ZNCM	20	0.893	0.691	0.704	1.154
1-800 CONTACTS INC	CTAC	25	@NA	@NA	@NA	@NA
1-800-FLOWERS.COM	FLWS	25	@NA	@NA	@NA	@NA
2ND SWING INC-REDH	SSG	25	@NA	@NA	@NA	@NA
4KIDS ENTERTAINMENT INC	KDE	25	9.334	12.367	12.577	11.629
800 TRAVEL SYSTEMS INC	IFLYQ	25	@NA	@NA	@NA	0.614
99 CENTS ONLY STORES	NDN	25	@NA	@NA	@NA	35.558
A.C. MOORE ARTS & CRAFTS INC	ACMR	25	@NA	@NA	@NA	7.756
AARON RENTS INC	RNT	25	52.152	59.83	84.951	91.094
ABERCROMBIE & FITCH -CL A	ANF	25	@NA	@NA	@NA	-22.622
ACCESS WORLDWIDE CMMNCTNS	3AWWC	25	@NA	@NA	@NA	0.59

ACI TELECENTRICS INC	ACIT	25	@NA	@NA	@NA	0.522
ACME COMMUNICATIONS INC	ACME	25	@NA	@NA	@NA	@NA
ACME INTERMEDIATE HLDG LLC	9827B	25	@NA	@NA	@NA	@NA
ACME UNITED CORP	ACU	25	19.009	17.999	18.083	9.505
ACR GROUP INC	3ACRG	25	2.68	4.924	5.482	5.666
ACT TELECONFERENCING INC	ACTT	25	@NA	@NA	0.293	1.074
ACTION PERFORMANCE COS INC	ATN	25	0.172	5.744	6.909	18.89
ACTION PRODUCTS INTL INC	APII	25	2.331	2.385	2.153	2.554
ACTIONVIEW INTERNATIONAL INC	3AVWI	25	@NA	@NA	@NA	@NA
ADAMS GOLF INC	3ADGO	25	@NA	@NA	@NA	@NA
ADB SYSTEMS INTL LTD	3ADBYF	25	@NA	@NA	@NA	@NA
ADELPHIA COMMUN -CL A	ADELQ	25	-868.614	-918.064	-1,011.58	-1,128.24
ADVANCE AUTO PARTS INC	AAP	25	@NA	@NA	@NA	@NA
ADVANCE STORES CO INC	0211B	25	@NA	@NA	@NA	@NA
ADVANCED ENGINE TECHNOLOGIES	3AENG	25	@NA	@NA	@NA	@NA
ADVANCED MARKETING SERVICES	MKTS	25	41.102	41.627	44.337	50.971
ADVANSTAR COMMUNICATIONS INC	0147B	25	@NA	@NA	@NA	@NA
ADVERTISING.COM INC-REDH	ADCM	25	@NA	@NA	@NA	@NA
ADVO INC	AD	25	97.437	118.258	107.998	130.406
AEGIS COMMUNICATIONS GROUP	3AGIS	25	3.823	5.649	11.004	12.228
AEROPOSTALE INC	ARO	25	@NA	@NA	@NA	@NA
AFC ENTERPRISES INC	AFCE	25	@NA	@NA	@NA	@NA
AFFINITY GROUP HOLDING INC	9810B	25	@NA	@NA	@NA	@NA
AFTERMARKET TECHNOLOGY CORP	ATAC	25	@NA	@NA	@NA	30.188
AIRXCEL INC	0146B	25	@NA	@NA	@NA	@NA
ALDERWOODS GROUP INC	AWGI	25	245.655	324.781	411.139	614.682
ALDILA INC	ALDA	25	16.542	57.228	69.777	75.481
ALFA INTERNATIONAL CORP	3TYBR	25	-0.943	-1.21	-1.22	-0.028
ALIBRIS INC-REDH	ALBR	25	@NA	@NA	@NA	@NA
ALL AMERICAN SEMICONDUCTOR	SEMI	25	8.517	15.612	16.95	32.267
ALL AMERICAN SPORTPARK INC	3AASP	25	@NA	0.313	3.956	3.755
ALLBRITTON COMMUNICATIONS CO	3609B	25	@NA	@NA	@NA	-133.879
ALLIANCE ATLANTS COMM -CL B	AACB	25	@NA	50.758	59.921	69.952
ALLIANCE DISTRIBUTORS HLDGS	3ADTR	25	@NA	@NA	@NA	@NA
ALLIANCE GAMING CORP	AGI	25	23.66	22.665	15.099	9.985
ALLOY INC	ALOY	25	@NA	@NA	@NA	@NA
ALPHA PRO TECH LTD	APT	25	@NA	@NA	@NA	@NA
ALTERNATE MARKETING NETWORKS	ALTM	25	@NA	@NA	-2.177	3.509
AM-CH INC	3AMHN	25	65.522	69.582	73.958	76.652
AMAZON.COM INC	AMZN	25	@NA	@NA	@NA	0.977
AMBASSADORS GROUP INC	EPAX	25	@NA	@NA	@NA	@NA
AMCAST INDUSTRIAL CORP	AICOQ	25	94.42	98.92	110.163	124.205
AMCON DISTRIBUTING CO	DIT	25	@NA	@NA	@NA	5.12
AMERICA'S CAR-MART INC	CRMT	25	3.711	23.837	17.93	30.153
AMERICAN ACHIEVEMENT CORP	0456B	25	@NA	@NA	@NA	@NA
AMERICAN AMMUNITION/CA	3AAMI	25	@NA	@NA	@NA	@NA
AMERICAN AXLE & MFG HLDGS	AXL	25	@NA	@NA	@NA	@NA
AMERICAN BILTRITE INC	ABL	25	41.753	43.956	54.121	57.796
AMERICAN GREETINGS -CL A	AM	25	952.535	1,053.44	1,159.54	1,235.02
AMERICAN HOMESTAR CORP	AHMS	25	@NA	10.209	31.31	58.014
AMERICAN INTERNATIONAL INDS	3AMIN	25	@NA	@NA	@NA	@NA

AMERICAN LAWYER MEDIA INC	0152B	25	@NA	@NA	@NA	@NA
AMERICAN LEISURE HLDGS INC	3AMLH	25	@NA	@NA	@NA	@NA
AMERICAN MEDIA OPERATIONS	0539B	25	@NA	@NA	@NA	@NA
AMERICAN RESTAURANT GROUP	8297B	25	-59.877	-8.307	-66.135	-60.099
AMERICAN SKIING CO	3AESK	25	@NA	@NA	@NA	@NA
AMERICAN TECHNOLOGIES GROUP	3ATEG	25	@NA	@NA	@NA	@NA
AMERICAN TIRE DISTRIBUTORS	0129B	25	@NA	@NA	@NA	@NA
AMERICAN WAGERING INC	3BETM	25	@NA	@NA	@NA	3.088
AMERICANA PUBLISHING INC	3APBI	25	@NA	@NA	@NA	@NA
AMERIGON INC	ARGN	25	-1.525	9.02	4.786	7.198
AMERIKING INC	3AKGI	25	@NA	@NA	@NA	@NA
AMERIRESOURCE TECHNLGIES INC	3AMRE	25	2.196	0.5	1.613	1.079
AMERISTAR CASINOS INC	ASCA	25	@NA	26.844	56.609	65.047
AMERITYRE CORP	3AMTY	25	@NA	@NA	@NA	@NA
AMERN EAGLE OUTFITTERS INC	AEOS	25	@NA	@NA	50.125	57.932
AMES DEPT STORES INC	AMESQ	25	45.998	60.372	84.917	83.303
AMF BOWLING INC	AMBWQ	25	@NA	@NA	@NA	@NA
AMS HEALTH SCIENCES INC	AMM	25	@NA	@NA	@NA	@NA
ANDERSONS INC	ANDE	25	51.12	55.411	63.978	66.258
ANGELCITI ENTERTAINMENT INC	3AGCI	25	@NA	@NA	@NA	@NA
ANNTAYLOR STORES CORP	ANN	25	245.298	259.271	326.112	325.688
ANTHONY & SYLVAN POOLS CORP	SWIM	25	@NA	@NA	@NA	@NA
ANVIL HOLDINGS INC	9688B	25	@NA	@NA	@NA	@NA
APOLLO GROUP INC -CL A	APOL	25	@NA	@NA	7.401	55.352
APPLEBEES INTL INC	APPB	25	58.578	79.209	96.662	203.993
APPLIANCE RECYCLING CTR AMER	3ARCI	25	4.693	9.826	10.909	10.188
APPLICA INC	APN	25	132.922	146.587	170.625	164.93
ARBITRON INC	ARB	25	@NA	@NA	@NA	@NA
ARCHON CORP	3ARHN	25	17.095	37.687	20.726	-2.637
ARCTIC CAT INC	ACAT	25	94.301	118.203	147.067	156.193
ARGOSY GAMING CO	AGY	25	@NA	80.952	90.587	97.54
ARISTOTLE CORP	ARTL	25	@NA	6.159	5.805	4.996
ARK RESTAURANTS CORP	ARKR	25	11.445	13.908	15.211	16.706
ARLINGTON HOSPITALITY INC	HOST	25	3.856	12.781	13.672	17.267
ARTISTDIRECT INC	3ARTDE	25	@NA	@NA	@NA	@NA
ARVIDA JMB PARTNERS -LP	XXAAU	25	122.797	152.09	196.58	232.665
ARVINMERITOR INC	ARM	25	@NA	@NA	@NA	561
ASBURY AUTOMOTIVE GROUP INC	ABG	25	@NA	@NA	@NA	@NA
ASHLIN DEVELOPMENT CORP	3ASHD	25	@NA	@NA	@NA	@NA
ASHWORTH INC	ASHW	25	20.203	26.05	32.926	36.39
ASIA FIBER HOLDINGS LTD	3AFBRE	25	1.744	1.877	2.61	2.638
ATLANTIC SYNDICATION NETWORK	3ASNI	25	@NA	@NA	@NA	@NA
ATLAS PACIFIC LTD -ADR	APCFY	25	@NA	@NA	@NA	5.567
AUDIBLE INC	ADBL	25	@NA	@NA	@NA	@NA
AUDIOVOX CORP -CL A	VOXX	25	50.957	63.293	89.534	112.095
AUTOLIV INC	ALV	25	@NA	@NA	@NA	381.324
AUTONATION INC	AN	25	97.255	77.62	87.969	436.387
AUTOZONE INC	AZO	25	282.12	396.613	528.377	684.71
AVADO BRANDS INC	AVDO	25	18.496	48.656	65.786	203.221
AVATAR HOLDINGS INC	AVTR	25	144.639	183.372	168.751	158.412
AVENUE ENTERTAINMENT GRP INC	3PIXG	25	@NA	@NA	@NA	@NA

AZTAR CORP	AZR	25	333.749	346.988	361.368	359.659
BACK YARD BURGERS INC	BYBI	25	@NA	9.875	10.666	7.725
BAKERS FOOTWEAR GROUP INC	BKRS	25	@NA	@NA	@NA	@NA
BALLANTYNE OF OMAHA INC	BTN	25	@NA	@NA	10.015	5.055
BALLARD POWER SYSTEMS INC	BLDP	25	@NA	12.701	14.951	24.904
BALLY TOTAL FITNESS HLDG CP	BFT	25	264.505	261.315	234.255	240.347
BALSAM VENTURES INC	3BLSVE	25	@NA	@NA	@NA	@NA
BANDAG INC	BDG	25	334.61	413.092	434.049	399.979
BARBEQUES GALORE LTD -ADR	BBQZ	25	@NA	@NA	@NA	18.684
BARNES & NOBLE INC	BKS	25	94.587	328.841	358.173	400.235
BARRY (R G) CORP	3RGBC	25	27.232	31.483	41.054	47.611
BASSETT FURNITURE INDS	BSET	25	273.821	288.875	295.193	298.903
BEASLEY BROADCAST GROUP INC	BBGI	25	@NA	@NA	@NA	@NA
BEAZER HOMES USA INC	BZH	25	@NA	95.595	150.406	164.524
BEBE STORES INC	BEBE	25	@NA	@NA	@NA	@NA
BED BATH & BEYOND INC	BBBY	25	54.643	77.305	108.939	151.446
BELK INC	9702B	25	@NA	@NA	@NA	@NA
BELO CORP -SER A COM	BLC	25	281.242	346.099	382.535	388.464
BENETTON GROUP SPA -ADR	BNG	25	625.6	619.085	927.346	1,045.80
BENIHANA INC -CL A	BNHNA	25	12.505	14.179	12.203	17.324
BEST BUY CO INC	BBY	25	182.283	311.444	376.122	431.614
BESTWAY INC	BSTW	25	-3.671	2.373	3.06	6.041
BEVERLY HILLS WGHT LOSS INC	BHWW	25	@NA	@NA	@NA	@NA
BEYOND.COM CORP	BYNDQ	25	@NA	@NA	@NA	@NA
BGF INDUSTRIES INC	0157B	25	@NA	@NA	@NA	@NA
BIG 5 CORP	9687B	25	@NA	@NA	@NA	@NA
BIG 5 SPORTING GOODS CORP	BGFVE	25	@NA	@NA	@NA	@NA
BIG DOG HOLDINGS INC	BDOG	25	@NA	@NA	@NA	4.737
BIG LOTS INC	BLI	25	209.459	258.535	315.234	389.564
BJ'S RESTAURANTS INC	BJRI	25	@NA	@NA	@NA	4.023
BLACK & DECKER CORP	BDK	25	924	898.9	1,019.40	1,273.20
BLAIR CORP	BL	25	172.434	181.204	200.017	205.566
BLOCK H & R INC	HRB	25	650.488	707.875	685.861	1,039.59
BLOCKBUSTER INC	BBI	25	@NA	@NA	@NA	@NA
BLOUNT INTL INC	BLT	25	155.071	166.853	203.067	254.998
BLUE NILE INC	NILE	25	@NA	@NA	@NA	@NA
BLUE RIDGE REAL ESTATE CO	3BLRGZ	25	10.905	10.616	9.57	9.613
BLUEBOOK INTL HLDG CO	3BBKH	25	@NA	@NA	@NA	@NA
BLUEFLY INC	BFLY	25	@NA	@NA	@NA	@NA
BLUEGREEN CORP	BXG	25	46.868	51.854	58.04	64.698
BLYTH INC	BTH	25	@NA	19.629	63.822	143.354
BOB EVANS FARMS	BOBE	25	309.3	348.828	393.872	409.095
BOMBAY CO INC	BBA	25	59.114	115.818	147.006	152.468
BON-TON STORES INC	BONT	25	88.011	98.551	112.447	104.174
BOOKS-A-MILLION INC	BAMM	25	37.664	74.222	82.444	90.455
BOOTH CREEK SKI HLDGS INC	9870B	25	@NA	@NA	@NA	@NA
BORDERS GROUP INC	BGP	25	@NA	@NA	726.3	472
BORGWARNER INC	BWA	25	@NA	459.1	534.9	600
BOSS HOLDINGS INC	3BSHI	25	@NA	@NA	@NA	@NA
BOSTON ACOUSTICS INC	BOSA	25	27.28	30.625	35.054	39.893
BOSTON RESTAURANT ASSOC INC	3BRAI	25	2.826	2.9	4.318	1.21

BOWL AMERICA INC -CL A	BWL.A	25	26.474	28.452	29.948	32.444
BOWLIN TRAVEL CENTERS INC	3BWTL	25	@NA	@NA	@NA	@NA
BOYD GAMING CORP	BYD	25	@NA	53.426	164.405	202.613
BOYDS COLLECTION LTD	FOB	25	@NA	@NA	@NA	@NA
BOYSTOYS.COM INC	3GRLZ	25	@NA	@NA	@NA	@NA
BRAZIL FAST FOOD CORP	3BOBS	25	@NA	@NA	@NA	-23.301
BRIAZZ INC	BRZZQ	25	@NA	@NA	@NA	@NA
BRIGHT HORIZONS FAMILY SOLUT	BFAM	25	@NA	@NA	@NA	-0.436
BRILLIAN CORP	BRLC	25	@NA	@NA	@NA	@NA
BRILLIANCE CHINA AUTO -ADR	CBA	25	120.829	123.295	86.802	90.2
BRILLIANT DIGITAL ENTMT INC	3BDEI	25	@NA	@NA	@NA	@NA
BRINKER INTL INC	EAT	25	254.095	334.731	417.29	496.797
BRITISH SKY BRDCSTG GP -ADR	BSY	25	@NA	@NA	-2,301.28	-1,223.88
BROADVIEW MEDIA INC	3BDVM	25	6.412	6.832	6.833	4.017
BROOKFIELD HOMES CORP	BHS	25	@NA	@NA	@NA	@NA
BROOKSTONE INC	BKST	25	6.172	36.124	42.756	47.714
BROWN JORDAN INTL INC	0409B	25	6.207	26.018	60.68	53.228
BROWN SHOE CO INC	BWS	25	288.988	233.863	249.727	231.636
BRUNSWICK CORP	BC	25	822.5	804.4	910.7	1,043.10
BUCA INC	BUCAE	25	@NA	@NA	@NA	@NA
BUCKLE INC	BKE	25	38.255	44.555	51.782	61.629
BUDGETHOTELS NETWORK INC	3BUDH	25	@NA	@NA	@NA	@NA
BUFFALO WILD WINGS INC	BWLD	25	@NA	@NA	@NA	@NA
BUFFETS HOLDINGS INC	0419B	25	69.136	115.911	141.522	171.928
BUILD-A-BEAR WORKSHOP INC	BBW	25	@NA	@NA	@NA	@NA
BUILDING MATERIALS HLDG CP	BMHC	25	33.899	49.51	87.002	95.927
BULL RUN CORP	BULL	25	6.176	8.151	23.584	24.079
BURKE MILLS INC	3BMLS	25	8.401	8.775	11.284	12.228
BURLINGTON COAT FACTORY WRHS	BCF	25	278.712	323.111	369.857	385.019
BUY.COM -REDH	BUYY	25	@NA	@NA	@NA	@NA
CABELAS INC	CAB	25	@NA	@NA	@NA	@NA
CABLEVISION SYS CORP -CL A	CVC	25	-1,250.25	-1,503.25	-1,818.54	-1,891.69
CACHE INC	CACH	25	7.224	12.175	16.43	19.63
CADMUS COMMUNICATIONS CORP	CDMS	25	47.571	50.693	54.929	61.882
CAESARS ENTERTAINMENT INC	CZR	25	@NA	@NA	@NA	@NA
CALA CORP	CCAA	25	-0.657	-0.252	0.987	-0.271
CALIBER LEARNING NETWORK INC	CLBRQ	25	@NA	@NA	@NA	@NA
CALIFORNIA COASTAL CMNTYS	CALC	25	149.2	163.1	145.1	29.2
CALIFORNIA PIZZA KITCHEN INC	CPKI	25	@NA	@NA	@NA	@NA
CALL NOW INC	3CLNWE	25	@NA	@NA	@NA	@NA
CALLAWAY GOLF CO	ELY	25	49.75	116.577	186.414	224.934
CALLOWAY'S NURSERY INC	CLWY	25	9.468	8.974	4.923	5.258
CALTON INC	3CTON	25	-0.452	23.633	29.045	27.013
CAMELOT ENTERTAINMENT GROUP	3CMEG	25	@NA	@NA	@NA	@NA
CAMERA PLATFORMS INTL INC	3CPFR	25	1.098	-0.798	2.503	1.652
CANDIE'S INC	CAND	25	-11.467	-0.57	4.392	5.586
CANDLEWOOD HOTEL CO INC	CNDL	25	@NA	@NA	@NA	1.183
CANNONDALE CORP	BIKEQ	25	@NA	@NA	2.922	36.088
CANTERBURY PARK HOLDING CORP	ECP	25	@NA	@NA	6.602	5.713
CANWEST GLOBAL COM -NVTG	CWG	25	66.177	79.501	140.384	191.59
CAPITAL BEVERAGE CORP	3CBEV	25	@NA	@NA	@NA	@NA

CAPITAL PACIFIC HOLDINGS INC	CPHJ	25	48.015	55.594	60.744	63.346
CAPSOURCE FINANCIAL INC	3CPSO	25	@NA	@NA	@NA	@NA
CAREER EDUCATION CORP	CECO	25	@NA	@NA	@NA	-2.756
CARMAX INC	KMX	25	@NA	@NA	@NA	-11.201
CARMIKE CINEMAS INC	CKEC	25	75.728	93.856	171.956	185.094
CARNIVAL CORP	CCL	25	1,384.85	1,627.21	1,928.93	2,344.87
CARNIVAL PLC -ADR	CUK	25	@NA	@NA	@NA	@NA
CARRIAGE SERVICES INC	CSV	25	@NA	@NA	@NA	8.994
CARROLL SHELBY INTL INC	CSBI	25	@NA	@NA	@NA	@NA
CARROLS CORP	6479A	25	-10.383	-22.404	-27.208	-12.916
CARTER (WILLIAM) CO/DE	9833B	25	@NA	@NA	@NA	@NA
CARTER'S INC	CRI	25	@NA	@NA	@NA	@NA
CASUAL MALE RETAIL GRP INC	CMRG	25	74.376	81.183	95.702	106.085
CATALINA LIGHTING INC	CALA	25	24.716	28.195	41.317	42.129
CATALINA MARKETING CORP	POS	25	29.337	44.858	55.494	71.222
CATO CORP -CL A	CTR	25	78.216	127.533	141.508	149.682
CATTLESALE COMPANY	3CTLE	25	73.051	45.237	-52.545	-75.962
CAVALIER HOMES INC	CAV	25	9.835	16.632	36.46	46.072
CAVCO INDUSTRIES INC	CVCO	25	9.325	11.467	18.146	22.383
CBD MEDIA LLC	0468B	25	@NA	@NA	@NA	@NA
CBRL GROUP INC	CBRL	25	222.11	366.785	429.846	496.083
CCI GROUP INC	3CCIG	25	@NA	@NA	@NA	@NA
CD WAREHOUSE INC	CDWI	25	@NA	@NA	@NA	@NA
CEC ENTERTAINMENT INC	CEC	25	132.167	136.647	125.515	126.487
CEDAR FAIR -LP	FUN	25	81.333	99.967	115.054	151.476
CEDRIC KUSHNER PROMOTIONS	CKPI	25	@NA	@NA	@NA	@NA
CELEBRATE EXPRESS INC	BDAY	25	@NA	@NA	@NA	@NA
CELERITY GROUP INC-REDH	3CLRT	25	@NA	@NA	@NA	@NA
CENTERPLATE INC	CVP	25	@NA	@NA	@NA	@NA
CENTEX CORP	CTX	25	578.415	668.659	668.227	722.836
CENTEX CORP-PRE FASB	CTX.F	25	578.415	668.659	668.227	722.836
CENTRL EUROPEAN MEDIA -CL A	CETV	25	@NA	3.465	62.631	138.936
CENTURY CASINOS INC	CNTY	25	1.388	@NA	8.214	14.16
CERTRON CORP	3CRTN	25	4.331	4.284	4.027	3.368
CHAMPION ENTERPRISES INC	CHB	25	34.037	45.922	79.294	113.103
CHAMPION PARTS INC	3CREB	25	19.069	21.197	15.364	-2.909
CHAMPNSHIP AUTO RACING TEAM	CPNT	25	@NA	@NA	@NA	@NA
CHAMPPS ENTMT INC	CMPP	25	@NA	@NA	@NA	@NA
CHARLES & COLVARD LTD	CTHR	25	@NA	@NA	@NA	0.023
CHARLOTTE RUSSE HLDG INC	CHIC	25	@NA	@NA	@NA	@NA
CHARMING SHOPPES INC	CHRS	25	445.309	522.1	558.822	419.029
CHARTER COMMUNICATIONS INC	CHTR	25	@NA	@NA	@NA	@NA
CHAUS (BERNARD) INC	3CHBD	25	43.328	33.147	-13.614	-32.379
CHECKERS DRIVE-IN RESTAURANT	CHKR	25	78.446	110.271	109.187	79.976
CHEESECAKE FACTORY INC	CAKE	25	23.132	28.546	64.304	76.206
CHEFS INTERNATIONAL INC	3CHEF	25	14.549	17.523	17.266	15.084
CHEROKEE INC/DE	CHKE	25	13.2	-11.63	7.222	6.07
CHICOS FAS INC	CHS	25	4.785	10.713	14.226	15.959
CHILDRENS PLACE RETAIL STRS	PLCE	25	@NA	@NA	@NA	-11.745
CHINA ENTERPRISES LTD	3CSHEF	25	31.487	192.989	137.984	142.307
CHINA PHARMACEUTICAL INTL CP	3CPICF	25	@NA	@NA	@NA	@NA

CHINA YUCHAI INTERNATIONAL	CYD	25	@NA	94.005	213.109	239.666
CHISTE CORP	3CSTC	25	@NA	@NA	@NA	@NA
CHOCTAW RESORT DEV ENTRPRISE	0216B	25	@NA	@NA	@NA	@NA
CHOICE HOTELS INTL INC	CHH	25	@NA	@NA	@NA	30.532
CHRISTOPHER & BANKS CORP	CBK	25	14.458	17.329	17.118	13.662
CHROMCRAFT REVINGTON INC	CRC	25	31.481	40.351	51.622	63.782
CHURCHILL DOWNS INC	CHDN	25	32.977	36.996	42.003	46.653
CINEMARK USA INC -CL A	9136B	25	@NA	-0.76	2.732	11.345
CINEMASTAR LUXURY THEATERS	LUXYQ	25	@NA	-2.249	2.08	1.542
CINRAM INTERNATIONAL INC	CNRMF	25	54.418	62.122	69.031	102.698
CIRCLE GROUP HOLDINGS INC	CXN	25	@NA	@NA	@NA	@NA
CIRCUIT CITY STORES -CONSOL	CCKM.CM	25	575.516	710.392	877.464	1,063.92
CIRCUIT CITY STORES INC	CC	25	575.516	710.392	877.464	1,063.92
CITADEL BROADCASTING CORP	CDL	25	@NA	@NA	@NA	@NA
CITI TRENDS INC -REDH	CTRN	25	@NA	@NA	@NA	@NA
CKE RESTAURANTS INC	CKR	25	84.732	92.076	88.474	101.189
CLAIRES STORES INC	CLE	25	76.839	99.915	122.151	152.936
CLARIA CORP-REDH	CLRA	25	@NA	@NA	@NA	@NA
CLARION TECHNOLOGIES INC	3CLAR	25	@NA	@NA	@NA	@NA
CLAXSON INTERACTVE GRP -CL A	3XSONF	25	@NA	@NA	@NA	@NA
CLEAR CHANNEL COMMUNICATIONS	CCU	25	31.055	98.343	130.533	163.713
COACH INC	COH	25	@NA	@NA	@NA	@NA
COACHMEN INDUSTRIES INC	COA	25	48.589	61.006	74.756	91.038
COACTIVE MARKETING GROUP INC	CMKG	25	4.207	1.306	0.983	2.014
COAST DISTRIBUTION SYSTEMS	CRV	25	26.064	28.487	35.722	39.392
COASTCAST CORP	COCA	25	13.475	31.309	51.076	50.252
COATES MOTORCYCLE CO-REDH	0448B	25	@NA	@NA	@NA	@NA
COAXIALL LLC	0242B	25	@NA	@NA	@NA	@NA
COBRA ELECTRS CORP	COBR	25	25.477	20.96	19.429	18.174
COINMACH CORP	0415B	25	@NA	@NA	@NA	@NA
COINMACH SERVICE CORP	DRY	25	@NA	@NA	@NA	@NA
COLDWATER CREEK INC	CWTR	25	@NA	@NA	@NA	14.525
COLE COMPUTER CORP	3COLV	25	@NA	@NA	@NA	@NA
COLE KENNETH PROD INC -CL A	KCP	25	@NA	8.454	22.356	33.489
COLLECTORS UNIVERSE INC	CLCT	25	@NA	@NA	@NA	@NA
COLLEGE PARTNERSHIP INC	3CGPA	25	@NA	@NA	@NA	@NA
COLLEGIATE PACIFIC INC	BOO	25	2.338	-0.071	0.521	0.672
COLLINS & AIKMAN CORP	CKC	25	@NA	-702.22	-412.622	-227.852
COLUMBIA SPORTSWEAR CO	COLM	25	@NA	@NA	@NA	@NA
COMCAST CORP	CMCSA	25	-181.641	-870.531	-726.789	-827.651
COMSTOCK HOMEBUILDING COS	CHCI	25	@NA	@NA	@NA	@NA
COMTEX NEWS NETWORK INC	3CMTX	25	-0.606	-0.747	-0.36	-0.62
CONCORD CAMERA CORP	LENS	25	17.59	26.228	31.055	32.264
CONCORDE CAREER COLLEGES INC	CCDC	25	1.668	2.081	5.045	6.644
CONE MILLS CORP	CJML	25	124.956	171.639	198.485	183.73
CONGOLEUM CORP -CL A	CGM	25	@NA	9.803	19.41	22.602
CONN'S INC	CONN	25	@NA	@NA	@NA	@NA
CONTINENTAL AG -ADR	CTTAY	25	@NA	@NA	@NA	@NA
COOPER TIRE & RUBBER CO	CTB	25	471.474	550.186	662.077	748.799
CORE-MARK INTERNATIONAL INC	9829B	25	@NA	@NA	@NA	@NA
CORINTHIAN COLLEGES INC	COCO	25	@NA	@NA	@NA	@NA

CORUS ENTERTAINMENT INC	CJR	25	@NA	@NA	@NA	@NA
COSI INC	COSI	25	@NA	@NA	@NA	@NA
COSMO COMMUNICATIONS CORP	CSMO	25	1.039	1.193	1.433	0.462
COST PLUS INC	CPWM	25	@NA	@NA	@NA	36.359
COST-U-LESS INC	CULS	25	@NA	@NA	@NA	@NA
COURIER CORP	CRRC	25	22.547	25.583	31.569	36.826
COX RADIO INC -CL A	CXR	25	@NA	@NA	@NA	47.17
CPI CORP	CPY	25	171.946	175.508	166	174.168
CRAFTMADE INTERNATIONAL INC	CRFT	25	4.951	6.821	9.341	9.533
CRAGAR INDUSTRIES INC	3CRGR	25	@NA	@NA	@NA	-1.604
CROSSMANN COMMUNITIES INC	CROS	25	@NA	25.267	33.011	44.212
CROWN CRAFTS INC	3CRWS	25	66.325	75.385	87	83.017
CROWN JEWEL RESOURCES CORP	3CJRSE	25	@NA	@NA	@NA	@NA
CROWN MEDIA HOLDINGS INC	CRWNE	25	@NA	@NA	@NA	@NA
CSC HOLDINGS INC	0351B	25	@NA	@NA	@NA	@NA
CSK AUTO CORP	CAO	25	@NA	@NA	@NA	@NA
CSS INDUSTRIES INC	CSS	25	104.863	133.952	142.98	153.856
CTI INDUSTRIES CORP	CTIBE	25	@NA	@NA	@NA	@NA
CTRIP.COM INTL LTD -ADR	CTRP	25	@NA	@NA	@NA	@NA
CULP INC	CFI	25	54.521	62.649	71.396	81.446
CUMULUS MEDIA INC	CMLS	25	@NA	@NA	@NA	@NA
CUTTER & BUCK INC	CBUK	25	@NA	@NA	-2.03	14.023
CYBEX INTERNATIONAL INC	CYB	25	47.411	48.736	52.637	40.634
CYCLE CTRY ACCESSORIES CORP	ATC	25	@NA	@NA	@NA	@NA
CYGNE DESIGNS INC	3CYDS	25	0.892	34.497	141.692	9.046
D G JEWELRY INC	DGJLQ	25	@NA	@NA	@NA	2.701
D R HORTON INC	DHI	25	55.936	65.873	84.553	106.073
DAC TECHNOLOGIES GRP INTL IN	3DAAT	25	@NA	@NA	@NA	@NA
DAG MEDIA INC	DAGM	25	@NA	@NA	@NA	@NA
DAILY JOURNAL CORP/SC	DJCO	25	3.548	4.313	6.489	8.377
DAIMLERCHRYSLER AG	DCX	25	11,416.34	10,108.00	12,972.54	9,037.00
DANA CORP	DCN	25	707.02	801.4	939.8	1,164.60
DANA CORP-PRE FASB	DCN.F	25	707.02	801.4	939.8	1,164.60
DARDEN RESTAURANTS INC	DRI	25	@NA	1,407.32	1,173.96	1,222.64
DAVE & BUSTER'S INC	DAB	25	@NA	@NA	27.655	69.008
DEB SHOPS INC	DEBS	25	107.346	109.388	87.383	80.493
DECKERS OUTDOOR CORP	DECK	25	7.864	46.331	56.92	53.485
DECOMA INTL INC -CL A	DECA	25	@NA	@NA	@NA	@NA
DECORATOR INDUSTRIES INC	DII	25	6.417	8.741	11.322	11.148
DECORIZE INC	DCZ	25	@NA	@NA	@NA	@NA
DELCO REMY INTL INC	1571B	25	@NA	@NA	@NA	@NA
DELPHI CORP	DPH	25	@NA	@NA	@NA	@NA
DELTA APPAREL INC	DLA	25	@NA	@NA	@NA	@NA
DELTA GALIL INDS LTD -ADR	DELT	25	@NA	@NA	@NA	@NA
DELTA MILLS INC	0169B	25	@NA	@NA	@NA	@NA
DELTA WOODSIDE INDUSTRIES	3DLWI	25	318.781	336.249	284.877	286.499
DENNYS CORP	DENN	25	288.737	-1,423.18	-1,063.13	-1,131.61
DEPARTMENT 56 INC -SER A	DFS	25	37.158	61.731	100.305	150.286
DESARROLLADORA HOMEX -ADR	HXM	25	@NA	@NA	@NA	@NA
DESIGN WITHIN REACH INC	DWRI	25	@NA	@NA	@NA	@NA
DEVRY INC	DV	25	1.322	11.022	22.978	37.968

DEX MEDIA INC	DEX	25	@NA	@NA	@NA	@NA
DGSE COMPANIES INC	DGSE	25	0.812	1.627	1.755	1.774
DIALOG GROUP	3DLGG	25	@NA	@NA	@NA	@NA
DIAMOND ENTERTAINMENT CORP	3DMEC	25	2.665	0.812	-1.284	0.24
DIAMOND POWERSPORTS INC	3DPWS	25	@NA	@NA	@NA	@NA
DIAMOND TRIUMPH AUTO GLASS	0244B	25	@NA	@NA	@NA	@NA
DIAMONDHEAD CASINO CORP	3DHCC	25	5.07	2.747	11.076	9.676
DICKIE WALKER MARINE INC	DWMA	25	@NA	@NA	@NA	@NA
DICKS SPORTING GOODS INC	DKS	25	@NA	@NA	@NA	@NA
DIEDRICH COFFEE INC	DDRX	25	@NA	@NA	@NA	0.279
DIGITAL GENERATION SYS INC	DGIT	25	@NA	@NA	@NA	-18.948
DIGITAL IMAGING RESOURCES	3DGIR	25	0.09	-0.086	1.367	@NA
DILLARDS INC -CL A	DDS	25	1,831.58	2,081.21	2,323.13	2,477.89
DIRECTV GROUP INC	DTV	25	6,815.00	7,328.10	7,975.80	8,525.70
DISNEY (WALT) CO	DIS	25	4,704.60	5,030.50	5,508.30	6,650.80
DISPLAYTECH INC-REDH	LCOS	25	@NA	@NA	@NA	@NA
DIXIE GROUP INC	DXYN	25	145.157	175.681	170.508	118.29
DOLLAR GENERAL CORP	DG	25	189.765	240.717	322.898	419.153
DOLLAR TREE STORES INC	DLTR	25	@NA	@NA	17.274	39.087
DOMINION HOMES INC	DHOM	25	@NA	9.427	32.213	28.775
DOMINO'S INC	0245B	25	@NA	@NA	@NA	@NA
DOMINOS PIZZA INC	DPZ	25	@NA	@NA	@NA	@NA
DONNKENNY INC	DNKYQ	25	3.361	39.782	60.436	68.36
DOREL INDUSTRIES INC	DIIB	25	@NA	47.93	53.365	61.938
DOVEBID INC-REDH	DOVE	25	@NA	@NA	@NA	@NA
DOVER DOWNS GAMING & ENTMT	DDE	25	@NA	@NA	@NA	@NA
DOVER MOTORSPORTS INC	DVD	25	@NA	@NA	@NA	@NA
DOW JONES & CO INC	DJ	25	1,449.39	1,492.83	1,481.61	1,601.75
DREAMS INC	3DRMS	25	-1.438	-4.712	-6.809	-3.649
DREAMWORKS ANIMATION INC	DWA	25	@NA	@NA	@NA	@NA
DRESS BARN INC	DBRN	25	120.339	142.003	159.198	178.938
DREW INDUSTRIES INC	DW	25	14.164	22.376	8.072	16.002
DRUGSTORE.COM INC	DSCM	25	@NA	@NA	@NA	@NA
DRYCLEAN USA INC	DCU	25	2.423	2.787	2.869	2.981
DSW INC -REDH	DSW	25	@NA	@NA	@NA	@NA
DUCATI MOTOR HOLDINGS -ADR	DMH	25	@NA	@NA	@NA	@NA
DUCKWALL ALCO STORES INC	DUCK	25	24.868	26.553	47.1	53.061
DURA AUTOMOTIVE SYS -CL B	DRRA	25	@NA	@NA	@NA	27.683
DXP ENTERPRISES INC	DXPE	25	@NA	@NA	@NA	9.671
DYNA GROUP INTERNATIONAL INC	3DGIX	25	1.673	2.125	2.689	2.858
DYNATEC INTERNATIONAL	DYNX	25	1.502	2.008	2.678	2.698
E COM VENTURES INC	ECMV	25	41.172	38.847	43.359	45.3
EACO CORP	3EACO	25	13.8	11.743	9.993	11.461
EAGLE-PICHER INC	0726B	25	-158.958	-1,317.21	-1,266.69	-2,211.31
EARTHWORKS ENTERTAINMENT INC	3EWKE	25	@NA	@NA	@NA	@NA
EASTMAN KODAK CO	EK	25	6,557.00	3,356.00	4,017.00	5,121.00
EAT AT JOES LTD	3JOES	25	@NA	@NA	@NA	@NA
EBAY INC	EBAY	25	@NA	@NA	@NA	@NA
ECHOSTAR COMMUN CORP -CL A	DISH	25	@NA	@NA	87.818	139.491
ECHOSTAR DBS CORP	0173B	25	@NA	@NA	@NA	@NA
ECOST.COM INC	ECST	25	@NA	@NA	@NA	@NA

EDIETS.COM INC	DIET	25	@NA	@NA	@NA	@NA
EDUCATE INC-REDH	EEEE	25	@NA	@NA	@NA	@NA
EDUCATION MANAGEMENT CORP	EDMC	25	@NA	@NA	@NA	@NA
EDUCATIONAL DEVELOPMENT CORP	EDUC	25	3.069	3.969	5.273	6.732
EGANAGOLDPFEIL HLDG LTD -ADR	EGFLY	25	@NA	@NA	@NA	@NA
EGGHEAD.COM INC	EGGSQ	25	@NA	@NA	@NA	@NA
ELECTROLUX AB -ADR	ELUXY	25	2,314.00	2,020.68	2,755.00	3,214.00
ELECTRONICS BOUTIQUE HLDG CP	ELBO	25	@NA	@NA	@NA	@NA
ELEPHANT & CASTLE GROUP INC	3PUBSF	25	0.3	5.512	5.236	5.19
ELGRANDE.COM INC	3EGDE	25	@NA	@NA	@NA	@NA
ELLIS PERRY INTL INC	PERY	25	3.66	18.144	22.016	43.833
ELMERS RESTAURANTS INC	ELMS	25	2.759	2.779	2.957	2.929
ELSCINT LTD -ORD	ELT	25	115.463	163.632	174.603	189.594
ELXSI CORP	ELXS	25	13.885	18.126	19.398	22.714
EMAK WORLDWIDE INC	EMAK	25	-0.026	2.039	10.573	14.882
EMERGING VISION INC	3ISEE	25	@NA	@NA	10.517	22.825
EMERSON RADIO	MSN	25	-18.866	33.617	44.651	31.382
EMMIS COMMUNICTNS CP -CL A	EMMS	25	-54.303	-54.229	-2.661	13.884
EMPIRE RESORTS INC	NYNY	25	@NA	11.882	13.138	1.903
ENBC CORP	ENBBQ	25	@NA	@NA	@NA	-20.994
ENDO NETWORKS INC	3ENDD	25	@NA	@NA	@NA	@NA
ENESCO GROUP INC	ENC	25	256.956	254.366	269.396	266.79
ENGEL GENERAL DEVELOPERS LTD	ENGEF	25	@NA	@NA	@NA	@NA
ENOVA SYSTEMS INC	3ENVA	25	@NA	@NA	-5.513	-29.908
ENTERCOM COMMUNICATIONS CORI	ETM	25	@NA	@NA	@NA	@NA
ENTRAVISION COMMUNICATIONS	EVC	25	@NA	@NA	@NA	@NA
ENVOY COMMUNICATIONS GRP INC	ECGI	25	@NA	@NA	@NA	@NA
EOS INTERNATIONAL INC	EOSI	25	1.456	2.748	2.105	1.929
EQUUS GAMING CO -LP	EQUUS	25	@NA	@NA	-0.524	-11.788
ESCALADE INC	ESCA	25	18.939	25.163	22.889	23.338
ETHAN ALLEN INTERIORS INC	ETH	25	-22.514	116.053	171.166	193.098
EUPA INTERNATIONAL CORP	3EUPA	25	@NA	@NA	@NA	@NA
EURO TECH HOLDINGS CO LTD	CLWT	25	@NA	@NA	@NA	2.289
EUROTRUST A/S -ADR	EURO	25	@NA	@NA	@NA	0.508
EVCI CAREER COLLEGES INC	EVCI	25	@NA	@NA	@NA	@NA
EVERLAST WORLDWIDE INC	EVST	25	@NA	@NA	0.156	4.986
EW SCRIPPS -CL A	SSP	25	733.104	859.635	1,083.47	1,191.43
EXCELLIGENCE LEARNING CORP	LRNS	25	@NA	@NA	@NA	@NA
EXIDE TECHNOLOGIES	XIDE	25	45.096	164.45	413.23	439.4
EYE CARE CENTERS OF AMERICA	0407B	25	@NA	@NA	@NA	@NA
EZ AUCTIONS & SHIPPING INC	EZAU	25	@NA	@NA	@NA	@NA
FAB INDUSTRIES INC	FIT	25	109.172	124.326	129.533	132.932
FACTORY 2-U INC	FTUSQ	25	-9.288	1.183	2.831	0.736
FACTORY CARD OUTLET & PTY CP	FCPO	25	@NA	@NA	@NA	@NA
FAIRCHILD CORP -CL A	FA	25	115.605	56.865	71.968	45.043
FAIRMONT HOTELS RESORTS INC	FHR	25	@NA	@NA	@NA	@NA
FAMILY DOLLAR STORES	FDO	25	271.772	323.282	370.172	407.751
FAMILY ROOM ENTMT CORP	3FMLY	25	0.213	0.168	0.585	0.575
FAMOUS DAVES OF AMERICA INC	DAVE	25	@NA	@NA	@NA	0.694
FANTOM TECHNOLOGIES INC	FTMTQ	25	@NA	@NA	@NA	4.304
FAO INC	FAOOQ	25	12.624	12.8	10.694	11.902

FEATHERLITE INC	FTHR	25	@NA	4.517	17.252	17.953
FEDDERS CORP	FJC	25	19.039	24.229	49.317	82.542
FEDERAL SCREW WORKS	FSCR	25	24.461	25.872	27.465	30.957
FEDERAL-MOGUL CORP	3FDMLQ	25	145	278.9	501.3	456
FEDERATED DEPT STORES	FD	25	2,074.98	2,278.24	3,639.61	4,273.69
FIAT SPA -ADR	FIA	25	10,315.00	9,188.00	11,328.00	12,620.00
FILM ROMAN INC	ROMN	25	@NA	@NA	@NA	1.832
FINISH LINE INC -CL A	FINL	25	37.461	45.073	53.487	63.148
FINISHMASTER INC	FMST	25	7.201	25.554	28.956	31.665
FINLAY ENTERPRISES INC	FNLY	25	@NA	@NA	-57.084	12.784
FINLAY FINE JEWELRY CORP	9696B	25	@NA	@NA	@NA	72.387
FISHER COMMUNICATIONS INC	FSCI	25	@NA	@NA	@NA	@NA
FITZGERALDS GAMING CORP	9823B	25	@NA	@NA	@NA	@NA
FIVE STAR PRODUCTS INC	3FSPX	25	@NA	@NA	@NA	@NA
FLANIGANS ENTERPRISES INC	BDL	25	0.228	1.111	1.539	1.852
FLEETWOOD ENTERPRISES	FLE	25	502.589	546.466	608.143	649.137
FLEXSTEEL INDS	FLXS	25	64.64	67.855	71.289	73.824
FLORIDA GAMING CORP	3FGMG	25	1.81	2.24	4.159	5.908
FLORSHEIM GROUP INC	FLSCQ	25	@NA	@NA	60.148	55.068
FOAMEX INTERNATIONAL INC	FMXI	25	@NA	67.306	95.145	29.383
FOOT LOCKER INC	FL	25	2,058.00	1,348.00	1,358.00	1,229.00
FOOTSTAR INC	FTSTQ	25	@NA	@NA	@NA	@NA
FORD MOTOR CO	F	25	14,752.80	15,574.00	21,659.00	24,547.00
FORD MOTOR CO-PRE FASB	F.F	25	14,752.80	15,574.00	21,659.00	24,547.00
FORTUNE BRANDS INC	FO	25	4,282.50	4,254.30	4,621.80	3,863.10
FORTUNE DIVERSIFIED INDS INC	3FDVI	25	7.108	-5.987	-15.976	-46.018
FORWARD INDUSTRIES INC	FORD	25	@NA	@NA	@NA	1.347
FOSSIL INC	FOSL	25	15.017	33.025	48.906	61.27
FOUNTAIN POWERBOAT INDS INC	FPB	25	3.702	3.85	1.157	3.204
FOUR SEASONS HOTELS -LTD VTG	FS	25	193.887	94.723	99.497	41.245
FOX ENTERTAINMENT GROUP INC	FOX	25	@NA	@NA	@NA	@NA
FRAGRANCENET.COM INC	3FRGN	25	11.901	10.53	9.323	7.178
FRANCHISE CAPITAL CORP	3FCCN	25	@NA	@NA	@NA	@NA
FRANKLIN COVEY CO	FC	25	82.447	112.997	162.085	224.342
FRANKLIN ELECTRONIC PUBLISH	FEP	25	29.367	39.703	53.973	65.538
FRANKS NURSERY & CRAFT	FNCNQ	25	@NA	@NA	@NA	@NA
FREDS INC	FRED	25	99.381	107.803	114.457	115.57
FRESH CHOICE INC	SALDQ	25	21.817	45.21	49.336	22.291
FRIEDMANS INC -CL A	FRDMQ	25	-22.274	-20.231	19.121	74.963
FRIENDLY ICE CREAM CORP	FRN	25	@NA	@NA	@NA	-165.534
FRISCH'S RESTAURANTS INC	FRS	25	60.058	63.589	64.627	65.307
FTD GROUP INC	FTD	25	@NA	@NA	@NA	@NA
FTD INC	0628B	25	@NA	@NA	@NA	@NA
FTS GROUP INC	3FLIP	25	@NA	@NA	@NA	@NA
FUJI HEAVY INDS LTD -ADR	FUJHY	25	@NA	@NA	@NA	@NA
FUJI PHOTO FILM -ADR	FUJIY	25	8,818.74	10,316.36	11,791.60	11,777.32
FULL HOUSE RESORTS INC	3FHRI	25	2.545	9.052	8.37	9.452
FURNITURE BRANDS INTL INC	FBN	25	293.114	338.557	275.394	301.156
G-III APPAREL GROUP LTD	GIII	25	36.972	41.835	30.101	29.716
GADZOOKS INC	GADZQ	25	@NA	@NA	-2.203	30.765
GAIAM INC	GAIA	25	@NA	@NA	@NA	@NA

GALEY & LORD INC	3GYLDQ	25	45.203	59.067	77.719	81.879
GALLERY OF HISTORY INC	HIST	25	9.286	9.271	8.767	8.744
GAMESTOP CORP	GME.B	25	@NA	@NA	@NA	@NA
GAMETECH INTERNATIONAL INC	GMTC	25	@NA	@NA	@NA	@NA
GAMING & ENTERTNMNT GRP INC	3GMEI	25	@NA	@NA	@NA	@NA
GAMING PARTNERS INTL CORP	GPIC	25	1.766	14.663	14.522	14.859
GANDER MOUNTAIN CO	GMTN	25	@NA	@NA	@NA	@NA
GANNETT CO	GCI	25	1,580.10	1,907.92	1,822.24	2,145.65
GAP INC	GPS	25	887.839	1,126.48	1,375.23	1,640.47
GARMIN LTD	GRMN	25	@NA	@NA	@NA	@NA
GAYLORD ENTERTAINMENT CO	GET	25	204.925	221.999	338.606	419.106
GB HOLDINGS INC	GBHD	25	@NA	@NA	@NA	@NA
GEERLINGS & WADE INC	GEER	25	@NA	0.546	10.06	9.733
GEMSTAR-TV GUIDE INTL INC	GMST	25	@NA	@NA	8.904	61.223
GENER8XION ENTERTAINMENT INC	3GNXE	25	0.549	0.454	0.423	0.311
GENERAL MEDIA INC	9889B	25	@NA	@NA	@NA	@NA
GENERAL MOTORS CORP	GM	25	5,986.70	5,593.30	12,821.40	23,344.30
GENERAL MOTORS CORP-PRE FASB	GM.F	25	5,986.70	5,593.30	12,821.40	23,344.30
GENESCO INC	GCO	25	146.746	90.659	21.45	25.947
GENTEK INC	GETI	25	@NA	@NA	@NA	-215.336
GENTEX CORP	GNTX	25	35.45	49.547	71.375	94.672
GENUINE PARTS CO	GPC	25	1,235.37	1,445.26	1,526.17	1,650.88
GETTY IMAGES INC	GYI	25	@NA	@NA	@NA	26.553
GFSI INC	9836B	25	@NA	@NA	@NA	@NA
GIFT LIQUIDATORS INC	3GFTL	25	@NA	@NA	@NA	@NA
GILDAN ACTIVEWEAR INC	GIL	25	@NA	@NA	@NA	@NA
GLASSMASTER CO	3GLMA	25	1.595	2.257	3.112	3.428
GLOBAL CASINOS INC	3GBCS	25	1.155	1.199	1.755	0.855
GLOBAL PHARMATECH INC	GBLP	25	@NA	@NA	@NA	@NA
GLOBAL SOURCES LTD	GSOL	25	@NA	@NA	@NA	@NA
GLOBAL-TECH APPLIANCES INC	GAI	25	@NA	@NA	@NA	15.045
GNC CORP-REDH	GNC	25	@NA	@NA	@NA	@NA
GOLDEN OPPORTUNITY DEVEL	0360B	25	@NA	@NA	@NA	@NA
GOLF TRUST OF AMERICA INC	GTA	25	@NA	@NA	@NA	@NA
GOLFSMITH INTL HLDGS INC	0470B	25	@NA	@NA	@NA	@NA
GOOD TIMES RESTAURANTS INC	GTIM	25	2.703	2.588	7.05	4.986
GOODYEAR TIRE & RUBBER CO	GT	25	1,930.30	2,300.80	2,803.20	3,281.70
GOODYS FAMILY CLOTHING INC	GDYS	25	76.785	88.37	95.365	105.875
GOTTSCHALKS INC	GOT	25	84.529	82.118	83.577	77.917
GRAND TOYS INTL LTD -ADR	GRIN	25	@NA	4.092	4.639	2.161
GRANITE BROADCASTING	3GBTVK	25	16.691	12.06	11.714	8.867
GRANITE CITY FOOD & BREWERY	GCFB	25	@NA	@NA	@NA	@NA
GRAY TELEVISION INC	GTN	25	3.912	6.327	5.001	8.986
GRAYBAR ELECTRIC CO INC	1737B	25	177.452	141.635	148.979	174.007
GREAT WOLF RESORTS INC	WOLF	25	@NA	@NA	@NA	@NA
GREENS WORLDWIDE INC	3GRWW	25	@NA	@NA	@NA	@NA
GREM USA	3GRMU	25	@NA	@NA	@NA	@NA
GREY GLOBAL GROUP INC	GREY	25	119.841	129.077	108.705	127.663
GRILL CONCEPTS INC	GRILE	25	@NA	2.598	3.061	4.229
GROUP 1 AUTOMOTIVE INC	GPI	25	@NA	@NA	@NA	@NA
GRUPO ELEKTRA SA -ADR	EKT	25	@NA	@NA	167.85	165.886

GRUPO RADIO CENTRO SA -ADR	RC	25	44.753	94.105	73.343	@NA
GRUPO TELEVISA SA -ADR	TV	25	1,000.86	1,184.72	1,080.95	1,186.12
GSI COMMERCE INC	GSIC	25	4.166	1.31	2.034	-0.101
GTECH HOLDINGS CORP	GTK	25	168.055	232.329	232.931	296.725
GUCCI GROUP NV -ADR	GUCG	25	@NA	@NA	-142.496	194.278
GUESS INC	GES	25	@NA	@NA	@NA	10.997
GUITAR CENTER INC	GTRC	25	@NA	@NA	@NA	19.763
GYMBOREE CORP	GYMB	25	15.491	63.305	92.629	123.934
HA2003 INC	HMLOQ	25	6.72	7.306	8.888	39.572
HAGGAR CORP	HGGR	25	93.033	133.399	158.002	166.406
HALLWOOD GROUP INC	HWG	25	16.919	13.76	7.977	3.323
HAMMONS JOHN Q HOTELS -CL A	JQH	25	@NA	-71.626	5.852	10.955
HAMPSHIRE GROUP LTD	HAMP	25	22.756	18.489	25.863	34.755
HANCOCK FABRICS INC	HKF	25	94.501	93.542	97.089	100.421
HANDLEMAN CO	HDL	25	288.7	299.493	311.652	279.56
HANDY HARDWARE WHLSL -CL A	3191B	25	@NA	@NA	@NA	9.51
HANOVER DIRECT INC	HNVD	25	-19.758	43.49	108.136	80.857
HARD ROCK HOTEL INC	9865B	25	@NA	@NA	@NA	@NA
HARLEY-DAVIDSON INC	HDI	25	335.38	324.912	433.232	494.569
HARMAN INTERNATIONAL INDS	HAR	25	111.241	111.149	232.021	289.49
HAROLDS STORES INC	HLD	25	15.366	19.996	22.26	25.299
HARRAHS ENTERTAINMENT INC	HET	25	427.93	536.037	623.437	585.549
HARRELL HOSPITALITY GRP INC	HLTLA	25	@NA	@NA	-0.324	-0.246
HARRIS INTERACTIVE INC	HPOL	25	@NA	@NA	@NA	@NA
HARTE HANKS INC	HHS	25	62.281	83.864	107.64	165.094
HARTMARX CORP	HMX	25	70.425	108.997	128.367	134.491
HARVEY ELECTRONICS INC	HRVE	25	1.416	-0.312	-1.218	@NA
HASBRO INC	HAS	25	1,105.62	1,276.68	1,395.42	1,525.61
HASTINGS ENTERTAINMENT INC	HAST	25	@NA	@NA	@NA	@NA
HASTINGS MFG CO	HGMG	25	20.198	7.873	8.3	5.225
HAVAS -ADR	HAVS	25	@NA	@NA	@NA	@NA
HAVERTY FURNITURE	HVT	25	83.567	120.418	131.055	140.955
HAYES LEMMERZ INTL INC	HAYZ	25	191.9	184.8	216.4	245.4
HEAD N V -ADR	HED	25	@NA	@NA	@NA	@NA
HEALTH EXPRESS USA INC	3HEXS	25	@NA	@NA	@NA	@NA
HEALTHCENTRAL.COM	HCENQ	25	@NA	@NA	@NA	@NA
HEARST-ARGYLE TELEVISION	HTV	25	@NA	@NA	-0.049	116.293
HELEN OF TROY CORP LTD	HELE	25	80.209	85.683	88.627	101.878
HERBST GAMING INC	0215B	25	@NA	@NA	@NA	@NA
HIA INC	3HIAI	25	1.437	1.64	1.914	2.039
HIBBETT SPORTING GOODS INC	HIBB	25	@NA	@NA	@NA	-8.093
HILTON HOTELS CORP	HLT	25	1,002.50	1,056.70	1,127.80	1,253.70
HISPANIC TV NETWORK INC	HTVNQ	25	@NA	@NA	@NA	@NA
HMI INDUSTRIES INC	HMII	25	31.482	34.442	39.718	42.339
HOCKEY CO	3THCX	25	97.643	106.878	-6.284	-78.642
HOLIDAY RV SUPERSTORES INC	RVEE	25	9.932	10.998	11.95	13.416
HOLLEY PERFORMANCE PRODS INC	0254B	25	@NA	@NA	@NA	@NA
HOLLINGER INC	HLGAF	25	170.957	178.692	255.183	228.151
HOLLINGER INTL INC -CL A	HLR	25	@NA	39.676	196.377	295.244
HOLLYWOOD CASINO SHREVEPORT	0255B	25	@NA	@NA	@NA	@NA
HOLLYWOOD ENTMT CORP	HLYW	25	2.283	13.303	110.765	217.783

HOLLYWOOD MEDIA CORP	HOLL	25	@NA	10.022	5.594	1.268
HOME DEPOT INC	HD	25	2,304.08	2,814.10	3,442.22	4,987.77
HOME INTERIORS & GIFTS INC	9791B	25	@NA	@NA	@NA	@NA
HOME PRODUCTS INTL INC	HOMZ	25	17.715	19.326	13.623	10.847
HOME SOLUTIONS AMERICA INC	HOM	25	@NA	@NA	@NA	@NA
HOMETOWN AUTO RETAILERS	3HCAR	25	@NA	@NA	@NA	@NA
HONDA MOTOR LTD -AM SHARES	HMC	25	8,913.39	9,378.04	11,387.38	10,762.01
HOOKER FURNITURE CORP	HOFT	25	@NA	@NA	@NA	@NA
HOSOI GARDEN MORTUARY INC	HGMI	25	4.072	4.304	4.604	4.848
HOT TOPIC INC	HOTT	25	@NA	@NA	@NA	0.785
HOVNANIAN ENTRPRS INC -CL A	HOV	25	151.937	171.001	162.13	176.335
HUFFY CORP	HUFCQ	25	117.687	136.029	133.403	116.104
I-CABLE COMMUN LTD -ADR	ICAB	25	@NA	@NA	@NA	@NA
I2TELECOM INTERNATIONAL INC	3ITUI	25	@NA	@NA	-3.679	-1.667
IA GLOBAL INC	IAO	25	@NA	@NA	@NA	@NA
IAC/INTERACTIVECORP	IACI	25	-87.064	6.396	2.614	9.278
IBUYDIGITAL.COM INC-REDH	IBUY	25	@NA	@NA	@NA	@NA
ICH CORP	3ICHP	25	90.007	265.931	-164.659	@NA
ICT TECHNOLOGIES INC	3ICTTE	25	@NA	@NA	@NA	@NA
IDEAL ACCENTS INC	3IACE	25	@NA	@NA	@NA	@NA
IHOP CORP	IHP	25	57.992	71.178	88.299	108.297
IMAGE ENTERTAINMENT INC	DISK	25	7.032	11.114	16.673	20.525
IMAX CORP	IMAX	25	@NA	0.734	52.884	57.486
IMPCO TECHNOLOGIES INC	IMCO	25	4.071	6.67	9.493	13.606
INDEX DEVELOPMENT PARTNERS	IXDP	25	0.331	1.344	1.675	10.469
INFOSONICS CORP	IFO	25	@NA	@NA	@NA	@NA
INNOVA/PURE WATER INC	3IPUR	25	@NA	@NA	@NA	@NA
INNOVATION HOLDINGS	IVHN	25	@NA	@NA	@NA	@NA
INNOVO GROUP INC	INNO	25	7.52	0.951	-2.372	-0.23
INSIGHT COMMUNICATIONS CO	ICCI	25	@NA	@NA	@NA	@NA
INSIGHT ENTERPRISES INC	NSIT	25	@NA	@NA	3.465	18.561
INSIGHT MIDWEST LP	0213B	25	@NA	@NA	@NA	@NA
INSIGNIA SYSTEMS INC	ISIG	25	6.769	7.156	6.413	5.118
INTERACTIVE BRAND DEV INC	IBDI	25	-0.302	1.818	1.158	@NA
INTERACTIVE DATA CORP	IDC	25	15	19.816	40.111	96.715
INTERACTIVE HEALTH INC-REDH	IHTT	25	@NA	@NA	@NA	@NA
INTERACTIVE SYSTEMS WORLDWDE	ISWI	25	@NA	@NA	@NA	@NA
INTERCHANGE MEDICAL INC	ICMI	25	@NA	@NA	@NA	@NA
INTERCONTINENTAL HOTELS -ADR	IHG	25	5,947.20	5,105.85	5,648.81	5,839.41
INTEREP NATL RADIO SALES INC	3IREP	25	@NA	@NA	@NA	@NA
INTERFACE INC -CL A	IFSIA	25	186.349	181.884	214.09	231.914
INTERMET CORP	INMTQ	25	101.054	75.532	67.971	98.028
INTERMOST CORP	3IMOT	25	@NA	@NA	@NA	@NA
INTERNATIONAL COMMERCIAL TV	3ICTL	25	@NA	@NA	@NA	@NA
INTERNETSTUDIOS.COM INC	3ISTOE	25	@NA	@NA	@NA	@NA
INTERPUBLIC GROUP OF COS	IPG	25	511.17	564.015	649.427	749.706
INTERSTATE HOTELS & RESORTS	IHR	25	@NA	@NA	@NA	@NA
INTIER AUTOMOTIVE INC	IAIA	25	@NA	@NA	@NA	@NA
INTL BIOFUEL & BIOCHEMICAL	IBBO	25	@NA	@NA	@NA	@NA
INTL GAME TECHNOLOGY	IGT	25	214.062	378.549	520.868	554.09
INTL LEISURE HOSTS	ILHL	25	2.629	3.146	3.604	3.785

INTL SPEEDWAY CORP -CL A	ISCA	25	43.638	55.236	68.277	85.247
INTL THOROUGHBRED BREEDERS	ITGB	25	126.667	23.141	33.563	35.962
INTRA ASIA ENTMT CORP-REDH	PAK	25	@NA	@NA	@NA	@NA
INTRAWEST CORP	IDR	25	160.351	163.308	198.013	201.428
INVESTOOLS INC	IED	25	@NA	@NA	@NA	@NA
IPARTY CORP	IPT	25	@NA	@NA	@NA	@NA
IPMC HOLDINGS CORP	IPHC	25	@NA	@NA	@NA	@NA
IRON AGE HOLDINGS CORP	0342B	25	@NA	@NA	@NA	@NA
ISAACS I C & CO INC	3ISAC	25	@NA	@NA	@NA	14.645
ISLE OF CAPRI CASINOS INC	ISLE	25	14.945	23.65	42.015	50.27
ITEC ATTRACTIONS INC	3ITAT	25	0.088	6.238	4.664	5.102
ITT EDUCATIONAL SVCS INC	ESI	25	@NA	35.288	42.45	53.841
IWI HOLDING LTD	3JEWLF	25	@NA	4.205	16.39	16.643
J CREW GROUP INC	2632B	25	@NA	@NA	@NA	@NA
J JILL GROUP INC	JILL	25	@NA	0.854	17.861	18.851
J. ALEXANDER'S CORP	JAX	25	7.95	21.7	27.304	32.975
JACK IN THE BOX INC	JBX	25	246.933	139.132	100.051	31.253
JACKSON HEWITT TAX SVC INC	JTX	25	@NA	@NA	@NA	@NA
JACLYN INC	JLN	25	21.343	19.6	18.703	15.942
JACOBSON STORES	JCBSQ	25	87.39	87.514	88.712	81.616
JAG MEDIA HOLDINGS INC	JAGH	25	@NA	@NA	@NA	@NA
JAGGED EDGE MTN GEAR INC	JEMG	25	@NA	@NA	@NA	@NA
JAKKS PACIFIC INC	JAKK	25	@NA	@NA	@NA	1.85
JAMES CABLE PARTNERS LP	0263B	25	@NA	@NA	@NA	@NA
JAMESON INNS INC	JAMS	25	1.882	1.279	23.218	21.754
JARDEN CORP	JAH	25	21.776	45.122	65.153	79.251
JENNIFER CONVERTIBLES INC	JEN	25	12.28	24.682	7.785	-4.283
JL FRENCH AUTOMOTIVE CASTING	0471B	25	@NA	@NA	@NA	@NA
JLM COUTURE INC	JLMC	25	0.896	1.071	1.165	1.455
JO-ANN STORES INC	JAS	25	148.474	149.012	161.719	180.963
JOHNSON CONTROLS INC	JCI	25	1,182.60	1,064.30	1,185.30	1,318.80
JOHNSON OUTDOORS INC -CL A	JOUT	25	120.717	110.818	128.197	141.262
JONES APPAREL GROUP INC	JNY	25	134.791	189.12	248.678	314.975
JORE CORP	JOREQ	25	@NA	@NA	@NA	@NA
JORGENSEN (EARLE M.) CO	JOR	25	59.632	54.708	76.4	25.141
JOS A BANK CLOTHIERS INC	JOSB	25	@NA	@NA	48.631	35.445
JOURNAL COMMUNICATIONS INC	JRN	25	328.23	347.447	367.429	366.33
JOURNAL REGISTER CO	JRC	25	@NA	@NA	@NA	@NA
JOYSTAR INC	3JYSR	25	@NA	@NA	@NA	@NA
JUNO LIGHTING INC	JUNO	25	93.832	107.977	126.748	141.368
K-SWISS INC -CL A	KSWS	25	53.717	68.019	82.817	84.069
K-TEL INTERNATIONAL	KTEL	25	2.028	4.15	4.546	2.453
K2 INC	KTO	25	83.598	88.656	98.996	175.816
KB HOME	KBH	25	318.433	443.04	403.447	414.178
KELLWOOD CO	KWD	25	279.86	306.956	308.197	325.192
KERZNER INTERNATIONAL LTD	KZL	25	@NA	@NA	65.265	135.611
KEYSTONE AUTOMOTIVE INDS INC	KEYS	25	@NA	@NA	@NA	15.475
KIK TECHNOLOGY INTL INC	3KKTI	25	@NA	@NA	@NA	@NA
KIMBALL INTERNATIONAL -CL B	KBALB	25	321.137	333.341	350.952	371.337
KINGFISHER PLC -ADR	KGFHY	25	@NA	@NA	@NA	@NA
KINGS ROAD ENTERTAINMENT	KREN	25	4.061	4.73	4.352	6.323

KINGSLEY COACH INC	3KNGS	25	@NA	@NA	@NA	@NA
KIRKLAND'S INC	KIRK	25	@NA	@NA	@NA	@NA
KNAPE & VOGT MFG CO	KNAP	25	62.067	63.876	67.974	72.714
KNIGHT-RIDDER INC	KRI	25	1,181.81	1,243.17	1,224.65	1,110.97
KNOLOGY INC	KNOL	25	@NA	@NA	@NA	@NA
KNUSAGA CORP	2387B	25	-0.361	-0.479	-0.291	0.178
KOHL'S CORP	KSS	25	207.4	262.502	334.249	410.638
KONINKLIJKE PHLPS ELC -ADR	PHG	25	4,987.24	5,880.21	7,305.41	8,764.70
KOSS CORP	KOSS	25	7.164	10.526	14.148	15.341
KRISPY KREME DOUGHNUTS INC	KKD	25	@NA	@NA	@NA	@NA
KRYSTAL CO	KRYS	25	36.642	44.728	51.636	46.647
KSL RECREATION GROUP INC	9790B	25	@NA	@NA	@NA	@NA
KSW INC	3KSWW	25	@NA	@NA	@NA	10.129
KUPPER PARKER COMMUNICATIONS	3KPCG	25	5.757	5.29	5.294	5.083
LA QUINTA CORP	LQI	25	90.274	75.522	67.443	31.701
LA-Z-BOY INC	LZB	25	263.386	290.911	323.64	343.376
LACROSSE FOOTWEAR INC	BOOT	25	@NA	19.658	49.154	51.322
LAKELAND INDUSTRIES INC	LAKE	25	6.79	6.754	8.175	8.762
LAKES ENTERTAINMENT INC	LACOE	25	@NA	@NA	@NA	@NA
LAMAR ADVERTISING CO -CL A	LAMR	25	@NA	@NA	@NA	-28.154
LANDRYS RESTAURANTS INC	LNY	25	3.385	18.422	61.959	122.21
LAS VEGAS SANDS CORP	LVS	25	@NA	@NA	@NA	@NA
LAS VEGAS SANDS INC	9781B	25	@NA	@NA	@NA	@NA
LAUREATE EDUCATION INC	LAUR	25	@NA	23.599	30.494	136.464
LAZARE KAPLAN INTERNATIONAL	LKI	25	35.671	38.751	37.695	44.87
LDM TECHNOLOGIES INC	0290B	25	@NA	@NA	@NA	@NA
LEAPFROG ENTERPRISES INC	LF	25	@NA	@NA	@NA	@NA
LEAR CORP	LEA	25	-7.235	43.21	213.6	580
LEARNING CARE GROUP INC	LCGI	25	@NA	@NA	9.799	31.514
LEATHER FACTORY INC	TLF	25	@NA	5.502	8.218	9.283
LEE ENTERPRISES INC	LEE	25	203.812	223.482	241.93	311.042
LEGALPLAY ENTERTAINMENT INC	LPLE	25	@NA	@NA	@NA	@NA
LEGGETT & PLATT INC	LEG	25	425.169	515.6	625.2	734.1
LENNAR CORP	LEN	25	319.33	467.473	534.088	607.794
LEVCOR INTERNATIONAL INC	3LEVC	25	@NA	@NA	@NA	@NA
LEVI STRAUSS & CO	6206B	25	768.233	1,251.03	1,471.59	2,115.29
LEVITT CORP	LEV	25	@NA	@NA	@NA	@NA
LEXINGTON PRECISION CORP	3LEXP	25	-10.17	-9.623	-7.215	-4.976
LIBBEY INC	LBY	25	-259.916	-95.154	-73.073	-47.116
LIBERMAN BRDCSTING CORP-REDH	LBIM	25	@NA	@NA	@NA	@NA
LIBERTY CORP	LC	25	406.738	433.845	395.589	554.763
LIBERTY GROUP PUBLISHING INC	LZPI	25	@NA	@NA	@NA	@NA
LIBERTY HOMES -CL A	LIBHA	25	41.997	44.119	47.302	50.918
LIBERTY MEDIA CORP -SER A	L	25	@NA	@NA	@NA	1,613.43
LIBERTY MEDIA INTERNATIONAL	LBTYA	25	@NA	@NA	@NA	@NA
LIFE TIME FITNESS INC	LTM	25	@NA	@NA	@NA	@NA
LIFETIME HOAN CORP	LCUT	25	38.152	45.175	55.78	61.92
LIMELIGHT MEDIA GROUP INC	3LMMG	25	@NA	@NA	@NA	@NA
LIMITED BRANDS INC	LTD	25	2,267.62	2,441.29	2,760.96	3,201.04
LIN TV CORP	TVL	25	@NA	@NA	@NA	@NA
LINCOLN EDUCATIONAL SVC-REDH	LINC	25	@NA	@NA	@NA	@NA

LINENS N THINGS INC	LIN	25	@NA	@NA	@NA	76.678
LIONS GATE ENTMT CORP	LGF	25	@NA	@NA	@NA	@NA
LIQUIDATION WORLD INC	LIQWF	25	@NA	@NA	6.337	7.821
LITHIA MOTORS INC -CL A	LAD	25	@NA	@NA	@NA	0.851
LITTLEFIELD CORP	3LTFD	25	@NA	@NA	4.45	2.885
LIZ CLAIBORNE INC	LIZ	25	997.775	978.291	982.984	988.226
LJ INTERNATIONAL INC	JADE	25	@NA	@NA	@NA	@NA
LKQ CORP	LKQX	25	@NA	@NA	@NA	@NA
LODGENET ENTERTAINMENT CORP	LNET	25	-11.072	52.665	47.942	42.726
LODGIAN INC	LGN	25	31.807	35.008	46.74	62.82
LONE STAR STEAKHOUSE SALOON	STAR	25	62.27	150.917	178.729	322.811
LOTTERY & WAGERING SOLUTIONS	LWSL	25	@NA	@NA	@NA	@NA
LOUD TECHNOLOGIES INC	3LTEC	25	@NA	@NA	8.244	34.807
LOWE'S COMPANIES INC	LOW	25	733.22	873.669	1,419.89	1,656.72
LPA HOLDING CORP	9901B	25	85.921	28.753	23.516	9.054
LUBYS INC	LUB	25	217.251	238.948	213.526	192.704
LUXOTTICA GROUP SPA -ADR	LUX	25	175.734	200.409	265.896	362.107
LVMH MOET HENNESSY -ADR	LVMUY	25	3,718.94	3,951.75	5,676.43	6,329.38
M/I HOMES INC	MHO	25	36.83	79.089	89.62	99.496
MACE SECURITY INTL INC	MACE	25	1.255	10.121	12.387	11.803
MAD CATZ INTERACTIVE INC	MCZ	25	@NA	@NA	@NA	@NA
MADDEN STEVEN LTD	SHOO	25	@NA	0.875	5.168	12.765
MAGIC LANTERN GROUP INC	GML	25	25.318	26.409	24.414	21.679
MAGNA ENTERTAINMENT CORP	MECA	25	@NA	@NA	@NA	@NA
MAGNA INTERNATIONAL -CL A	MGA	25	498.331	657.45	953.951	1,167.28
MAIN STREET RESTAURANT GROUP	MAIN	25	10.016	21.005	22.601	37.261
MAJESTIC STAR CASINO LLC	9854B	25	@NA	@NA	@NA	@NA
MAJOR AUTOMOTIVE COMPANIES	3MAJR	25	@NA	@NA	@NA	@NA
MAKITA CORP -ADR	MKTAY	25	1,550.41	1,753.85	2,082.57	1,892.70
MAN SANG HOLDINGS INC	3MSHI	25	@NA	@NA	@NA	@NA
MANDALAY RESORT GROUP	MBG	25	490.009	559.95	686.124	1,226.81
MANNING GREG AUCTIONS INC	GMAI	25	0.879	4.662	5.115	5.432
MARCUS CORP	MCS	25	173.98	193.918	214.464	251.248
MARINE PRODUCTS CORP	MPX	25	@NA	@NA	@NA	@NA
MARINEMAX INC	HZO	25	@NA	@NA	@NA	@NA
MARISA CHRISTINA	MRSA	25	@NA	7.204	36.072	46.223
MARKETING SPECIALISTS CORP	MKSP	25	@NA	@NA	@NA	@NA
MARLTON TECHNOLOGIES	MTY	25	6.569	8.478	9.026	10.316
MARRIOTT INTL INC	MAR	25	@NA	696	767	1,054.00
MARTHA STEWART LIVING OMNIMD	MSO	25	@NA	@NA	@NA	@NA
MARVEL ENTERPRISES -CL A	MVL	25	@NA	@NA	38.416	111.332
MARX TOYS & ENTERTAINMENT CP	3MRXTE	25	@NA	@NA	@NA	@NA
MATAV-CABLE SYS MEDIA -ADR	MATV	25	@NA	@NA	@NA	40.199
MATSUSHITA ELECTRIC -ADR	MC	25	29,565.31	31,931.51	36,575.56	32,052.80
MATTEL INC	MAT	25	526.014	817.8	1,085.68	1,275.17
MATTRESS HOLDING CORP-REDH	MFRM	25	@NA	@NA	@NA	@NA
MAUI GENERAL STORES INC	3MAUG	25	@NA	@NA	@NA	@NA
MAX & ERMAS RESTAURANTS	MAXE	25	8.367	10	13.712	15.6
MAY DEPARTMENT STORES CO	MAY	25	3,181.00	3,639.00	4,135.00	4,585.00
MAYORS JEWELERS INC/DE	MYR	25	234.974	205.382	127.335	125.225
MAYTAG CORP	MYG	25	599.225	586.781	731.712	637.351

MCCLATCHY CO -CL A	MNI	25	358.299	383.523	442.22	465.694
MCCORMICK & SCHMICKS SEAFOOD	MSSR	25	@NA	@NA	@NA	@NA
MCDONALD'S CORP	MCD	25	5,483.50	5,850.40	6,445.60	7,717.50
MCGRAW-HILL COMPANIES	MHP	25	908.744	822.992	913.037	1,035.05
MCRAE INDUSTRIES -CL A	MRI.A	25	17.43	19.061	21.101	22.669
MDC HOLDINGS INC	MDC	25	164.182	175.854	192.295	205.033
MDC PARTNERS INC	MDCAE	25	@NA	18.07	46.76	52.875
MDU COMMUNICATIONS INTL INC	3MDTV	25	@NA	@NA	@NA	@NA
MEADE INSTRUMENTS CORP	MEAD	25	@NA	@NA	3.215	4.771
MEDIA GENERAL -CL A	MEG	25	209.941	225.434	333.363	377.111
MEDIABAY INC	MBAY	25	@NA	@NA	@NA	@NA
MEDIACOM COMMUNICATIONS CORF	MCCC	25	@NA	@NA	@NA	@NA
MEDIANEWS GROUP INC	9971B	25	@NA	@NA	@NA	@NA
MEDICAL MEDIA TELEVISION INC	3MMTV	25	@NA	@NA	@NA	@NA
MENS WEARHOUSE INC	MW	25	38.448	57.867	84.944	136.961
MEREDITH CORP	MDP	25	301.163	284.096	257.761	241.05
MERIDIAN AUTOMOTIVE SYS-REDH	0355B	25	@NA	@NA	@NA	@NA
MERISEL INC	MSEL	25	198.882	223.857	236.164	154.466
MERITAGE HOMES CORP	MTH	25	54.706	22.377	17.642	18.448
MERITAGE HOSPITALITY GROUP	MHG	25	5.022	5.252	@NA	3.056
MESTEK INC	MCC	25	63.251	66.108	80.732	91.046
METALDYNE CORP	0410B	25	352.62	656.83	370.34	404.38
METRO GOLDWYN MAYER INC	MGM.2	25	274.061	@NA	@NA	659.499
METRO INTL S A -CL B	MTXBF	25	@NA	@NA	@NA	@NA
MEXICAN RESTAURANTS INC	CASA	25	@NA	@NA	@NA	1.934
MGM MIRAGE	MGM	25	526.782	481.755	529.379	584.548
MICHAELS STORES INC	MIK	25	155.277	185.415	355.917	335.953
MID-STATE RACEWAY INC	MRWY	25	4.011	3.549	2.871	2.57
MIDAS INC	MDS	25	@NA	@NA	@NA	258.5
MIDDLETON DOLL CO	3DOLL	25	11.512	24.34	23.123	21.748
MIKOHN GAMING CORP	PGIC	25	1.445	48.702	56.013	49.352
MITCHELLS & BUTLERS PLC -ADR	MLB	25	@NA	@NA	@NA	@NA
MITY ENTERPRISES INC	MITY	25	@NA	2.11	8.167	10.231
MODINE MANUFACTURING CO	MOD	25	223.113	251.745	308.272	349.42
MOHAWK INDUSTRIES INC	MHK	25	89.347	159.49	264.018	274.903
MOHEGAN TRIBAL GAMING AUTH	9807B	25	@NA	@NA	@NA	@NA
MONACO COACH CORP	MNC	25	@NA	26.951	32.945	37.93
MONARCH CASINO & RESORT INC	MCRI	25	0.829	17.593	16.871	18.435
MONARCH SERVICES INC	MAHI	25	6.245	6.149	5.361	4.777
MONRO MUFFLER BRAKE INC	MNRO	25	31.287	38.677	48.031	55.749
MORGANS FOODS INC	MRFD	25	6.74	6.652	6.249	7.378
MORNINGSTAR INC - REDH	MORN	25	@NA	@NA	@NA	@NA
MOSSIMO INC	MOSS	25	@NA	@NA	@NA	14.035
MOTHERS WORK INC	MWRK	25	0.669	17.856	19.81	14.037
MOTO PHOTO INC	MOTOQ	25	5.841	7.646	8.896	1.898
MOTORCAR PARTS OF AMER INC	MPAA	25	2.274	8.41	10.016	34.031
MOTORCARS AUTO GROUP INC	MAGI	25	@NA	@NA	@NA	@NA
MOVADO GROUP INC	MOV	25	35.776	72.458	92.93	104.841
MOVIE GALLERY INC	MOVI	25	@NA	2.224	47.852	136.371
MOVIE STAR INC	MSI	25	15.413	17.412	13.729	8.7
MTR GAMING GROUP INC	MNTG	25	12.789	13.097	9.758	5.984

MTS INC	0296B	25	@NA	@NA	@NA	@NA
MULTIMEDIA GAMES INC	MGAM	25	@NA	@NA	-0.537	2.118
MUZAK LLC	0297B	25	@NA	@NA	@NA	@NA
NASPERS LTD -ADR	NPSN	25	@NA	@NA	@NA	@NA
NATHAN'S FAMOUS INC	NATH	25	24.507	27.958	27.474	21.142
NATIONAL AUTO CREDIT INC	3NAKD	25	157.054	177.257	199.228	217.663
NATIONAL LAMPOON INC	3NLPN	25	4.285	3.262	3.814	3.888
NATIONAL PRESTO INDS INC	NPK	25	216.566	235.312	242.939	246.741
NATIONAL R V HOLDINGS INC	NVH	25	2.338	19.585	18.389	18.625
NATIONAL VISION INC	NVI	25	42.665	31.577	29.613	26.326
NATIONAL WINE & SPIRITS INC	0462B	25	@NA	@NA	@NA	@NA
NATIONWIDE CAPITAL CORP	3NCCN	25	@NA	@NA	@NA	@NA
NATURAL GOLF CORP	NAX	25	@NA	@NA	@NA	@NA
NATURE VISION INC	NRVN	25	@NA	@NA	@NA	@NA
NATUZZI SPA -ADR	NTZ	25	82.132	105.693	158.98	222.198
NAUTILUS INC	NLS	25	@NA	@NA	@NA	@NA
NAVARRE CORP	NAVR	25	0.589	6.247	8.215	9.648
NAVIGANT INTERNATIONAL INC	FLYRE	25	@NA	@NA	@NA	@NA
NBC ACQUISITION CORP	0395B	25	@NA	@NA	@NA	@NA
NEBRASKA BOOK CO INC	0298B	25	@NA	@NA	@NA	@NA
NEFF CORP	NFFCA	25	@NA	@NA	@NA	@NA
NEIMAN-MARCUS GROUP INC	NMG.A	25	-2.919	24.358	3.716	26.547
NELSON (THOMAS) INC	TNM	25	55.411	62.725	72.729	122.37
NEPTUNE SOCIETY INC	3NPTI	25	@NA	@NA	@NA	@NA
NET SERVICOS DE COMMUN -ADR	NETC	25	@NA	@NA	@NA	@NA
NETCENTIVES INC	NCNTQ	25	@NA	@NA	@NA	@NA
NETFLIX INC	NFLX	25	@NA	@NA	@NA	@NA
NEUTRON ENTERPRISES INC	3NTRN	25	@NA	@NA	@NA	@NA
NEVADA GOLD & CASINOS INC	UWN	25	0.434	1.8	2.675	2.411
NEW FRONTIER MEDIA INC	NOOF	25	@NA	@NA	@NA	0.674
NEW VISUAL CORP	3NVEI	25	@NA	@NA	@NA	@NA
NEW WORLD BRANDS INC	3NWBD	25	4.979	4.744	5.128	7.646
NEW WORLD RESTAURANT GROUP	NWRG	25	@NA	@NA	-0.818	-2.966
NEW YORK & COMPANY INC	NWY	25	@NA	@NA	@NA	@NA
NEW YORK TIMES CO -CL A	NYT	25	999.63	1,598.88	1,543.54	1,610.35
NEWELL RUBBERMAID INC	NWL	25	859.378	979.145	1,125.33	1,300.10
NEWS COMMUNICATIONS	NCOM	25	4.812	7.082	8.519	6.806
NEWS CORP	NWS.A	25	8,148.02	8,060.03	9,885.00	10,716.00
NEXSTAR BROADCASTING GROUP	NXST	25	@NA	@NA	@NA	@NA
NEXT GENERATION MEDIA CORP	3NGMC	25	@NA	@NA	@NA	@NA
NEXTMEDIA OPERATING INC	0336B	25	@NA	@NA	@NA	@NA
NIKE INC -CL B	NKE	25	1,646.03	1,740.95	1,964.69	2,431.40
NISSAN MOTOR CO LTD -ADR	NSANY	25	14,838.90	15,337.80	16,056.91	12,798.85
NITCHES INC	NICH	25	24.652	25.47	20.986	21.437
NOBEL LEARNING CMNTYS INC	NLCI	25	-0.279	3.729	8.293	16.115
NOBILITY HOMES INC	NOBH	25	3.069	4.641	6.481	9.479
NOBLE INTERNATIONAL LTD	NOBL	25	@NA	@NA	@NA	0.624
NOBLE ROMANS INC	3NROM	25	0.353	3.662	5.13	5.573
NOLAND COMPANY	NOLD	25	100.189	102.596	107.865	111.688
NORDSTROM INC	JWN	25	1,052.03	1,166.50	1,343.80	1,422.97
NORTHLAND CABLE TELEVISION	0273B	25	@NA	@NA	@NA	@NA

NOVEL DENIM HOLDINGS LTD	NVLD	25	@NA	@NA	@NA	37.907
NTL INC	NTLI	25	@NA	@NA	@NA	@NA
NTN COMMUNICATIONS INC	NTN	25	7.135	23.652	25.456	33.45
NUCENTRIX BROADBAND NETWORK	NCNXQ	25	@NA	4.493	30.081	51.688
NUTRI SYSTEMS INC	NSI	25	@NA	@NA	@NA	@NA
NVR INC	NVR	25	@NA	134.797	129.522	146.18
O'CHARLEY'S INC	CHUX	25	27.885	32.956	40.228	50.82
O'REILLY AUTOMOTIVE INC	ORLY	25	29.281	57.805	70.224	133.87
OAKLEY INC	OO	25	@NA	@NA	33.133	81.709
OAKWOOD HOMES CORP	OKWHQ	25	104.371	228.876	270.911	318.408
OBN HOLDINGS INC-REDH	3OBNH	25	@NA	@NA	@NA	@NA
OBSIDIAN ENTERPRISES INC	3OBDE	25	1.27	-0.037	-1.015	-1.613
ODIMO INC	ODMO	25	@NA	@NA	@NA	@NA
ODYSSEY PICTURES CORP	OPIX	25	21.856	18.786	9.796	1.979
OFFICE DEPOT INC	ODP	25	382.447	554.689	715.271	1,003.00
OFFICEMAX INC	OMX	25	1,136.44	984.69	833.631	1,345.63
OHIO ART CO	OART	25	15.531	14.899	15.886	16.832
OMEGA VENTURES INC	0358B	25	@NA	@NA	@NA	@NA
OMNICOM GROUP	OMC	25	308.892	402.186	540.702	551.507
ONE PRICE CLOTHING STORES	ONPRQ	25	38.349	47.826	53.074	51.881
ONEIDA LTD	3ONEI	25	75.393	83.677	92.966	104.075
OPINION RESEARCH CORP	ORCI	25	4.414	14.281	16.695	14.745
OPT-SCIENCES CORP	OPST	25	3.072	3.032	3.188	3.43
ORANGE 21 INC	ORNG	25	@NA	@NA	@NA	@NA
ORBITAL CORP LTD -ADR	3OBTLY	25	340.759	319.622	338.546	323.091
ORIENT-EXPRESS HOTELS	OEH	25	@NA	@NA	@NA	@NA
ORLEANS HOMEBUILDERS INC	OHB	25	7.931	-0.403	10.895	12.146
OSHKOSH B'GOSH INC -CL A	GOSHA	25	175.153	171.998	158.814	150.078
OURPETS CO	3OPCO	25	@NA	@NA	@NA	@NA
OUTBACK STEAKHOUSE INC	OSI	25	96.826	130.425	172.3	255.13
OUTDOOR CHANNEL HLDGS INC	OUTD	25	1.943	1.975	3.058	2.443
OVERSTOCK.COM INC	OSTK	25	@NA	@NA	@NA	@NA
OXFORD INDUSTRIES INC	OXM	25	115.332	127.735	132.579	128.959
P & F INDUSTRIES -CL A	PFIN	25	13.728	12.889	13.83	15.059
P F CHANGS CHINA BISTRO INC	PFCB	25	@NA	@NA	@NA	@NA
PACIFIC SUNWEAR CALIF INC	PSUN	25	1.042	31.165	35.419	38.309
PACIFICAP ENTMT HOLDINGS INC	3PFEH	25	@NA	@NA	@NA	@NA
PAID INC	3PAYD	25	@NA	@NA	@NA	@NA
PALM HARBOR HOMES INC	PHHM	25	@NA	@NA	32.907	68.982
PANERA BREAD CO	PNRA	25	68.296	76.098	94.164	93.238
PANTRY INC	PTRY	25	@NA	@NA	-12.087	-16.332
PAPA JOHNS INTERNATIONAL INC	PZZA	25	2.391	19.269	62.609	106.282
PAPER WAREHOUSE INC	PWHSQ	25	@NA	@NA	@NA	3.123
PARAGON FINANCIAL CORP	3PGNF	25	@NA	@NA	@NA	@NA
PARTY CITY CORP	PCTY	25	@NA	@NA	@NA	4.582
PAXSON COMM CORP -CL A	PAX	25	@NA	18.283	17.019	-17.478
PAYLESS SHOESOURCE INC	PSS	25	@NA	@NA	@NA	752.9
PC MALL INC	MALL	25	@NA	@NA	0.89	56.56
PEACE ARCH ENTMT GROUP INC	PAE	25	@NA	@NA	@NA	@NA
PEAK ENTERTAINMENT HLDGS INC	3PKEHE	25	@NA	@NA	@NA	@NA
PEARSON PLC -ADR	PSO	25	@NA	@NA	@NA	@NA

PEEBLES INC	6651A	25	68.537	74.53	82.234	64.338
PEGASUS COMMUNICATIONS CP	PGTVE	25	@NA	@NA	@NA	0.249
PENINSULA GAMING CO LLC	0277B	25	@NA	@NA	@NA	@NA
PENN NATIONAL GAMING INC	PENN	25	@NA	3.418	15.627	20.802
PENNEY (J C) CO	JCP	25	4,486.00	5,096.00	5,292.00	5,509.00
PENTON MEDIA INC	3PTON	25	@NA	@NA	@NA	@NA
PEP BOYS-MANNY MOE & JACK	PBY	25	509.763	547.759	586.253	665.46
PETCO ANIMAL SUPPLIES INC	PETC	25	@NA	-44.859	41.106	96.386
PETMED EXPRESS INC	PETS	25	@NA	@NA	@NA	@NA
PETRIE STORES LIQUIDATION TR	3PSTLS	25	650.115	1,364.56	836.47	202.594
PETRO STOPPING CENTERS -LP	2175B	25	@NA	@NA	@NA	@NA
PETSMART INC	PETM	25	24.982	192.148	202.613	266.915
PHILLIPS-VAN HEUSEN CORP	PVH	25	211.413	246.799	275.46	275.292
PHOENIX FOOTWEAR GROUP INC	PXG	25	10.181	10.474	11.11	10.256
PHOENIX GOLD INTL INC	PGLD	25	@NA	@NA	2.899	12.013
PHOTOWORKS INC	3FOTO	25	9.553	13.376	11.347	17.932
PICCADILLY CAFETERIAS INC	PICZQ	25	71.018	72.192	75.874	76.445
PICK UPS PLUS INC	3PUPS	25	@NA	@NA	@NA	@NA
PIER 1 IMPORTS INC/DE	PIR	25	200.494	201.093	225.196	227.923
PILLOWTEX CORP	PWTXQ	25	7.072	69.329	76.478	87.99
PINNACLE ENTERTAINMENT INC	PNK	25	-2.416	140.346	167.227	165.718
PIONEER CORP -ADR	PIO	25	2,755.87	3,001.64	3,317.30	2,791.68
PISMO COAST VILLAGE INC	2638B	25	5.176	5.333	5.402	5.508
PIXAR	PIXR	25	@NA	@NA	-1.675	142.907
PLANET HOLLYWOOD INTL INC	PHWDQ	25	@NA	@NA	@NA	28.145
PLAY BY PLAY TOYS &NOVELTIES	3PBYPQ	25	@NA	@NA	9.11	32.027
PLAYBOY ENTERPRISES -CL B	PLA	25	43.256	55.381	46.311	47.09
POINDEXTER (JB) & CO INC	9101B	25	@NA	@NA	17.812	9.451
POINT.360	PTSX	25	@NA	@NA	1.706	3.019
POLARIS INDS INC	PII	25	77.627	82.493	169.709	118.514
POLO RALPH LAUREN CP -CL A	RL	25	@NA	@NA	@NA	237.653
POLYMER GROUP INC	3POLGA	25	@NA	@NA	@NA	13.562
POMEROY IT SOLUTIONS INC	PMRY	25	8.616	10.594	13.13	19.2
POWER TECHNOLOGY INC	3PWTC	25	@NA	@NA	@NA	@NA
PRANDIUM INC	3PDIMQ	25	-319.47	-391.638	-7.259	-131.576
PRECISION AUTO CARE INC	3PACI	25	@NA	@NA	@NA	@NA
PREMIER EXHIBITIONS INC	3PXHB	25	@NA	@NA	@NA	@NA
PREPAID LEGAL SERVICES INC	PPD	25	23.222	4.386	15.443	29.69
PRESIDENT CASINOS INC	3PREZQ	25	84.479	108.924	90.656	32.506
PRESTIGE BRANDS HOLDNGS-REDH	PBH	25	@NA	@NA	@NA	@NA
PRICELINE.COM INC	PCLN	25	@NA	@NA	@NA	@NA
PRIMACOM AG -ADR	3PCAGY	25	@NA	@NA	@NA	@NA
PRIMARY PDC INC	PRDCQ	25	808.9	767.3	864.4	717.7
PRIMEDIA INC	PRM	25	64.329	29.915	27.416	92.562
PRINCETON REVIEW INC	REVU	25	@NA	@NA	@NA	@NA
PRIVATE MEDIA GROUP INC	PRVT	25	@NA	@NA	@NA	@NA
PRN CORP -REDH	PRNC.1	25	@NA	@NA	@NA	@NA
PROLOGIC MANAGEMENT SYS INC	3PRLO	25	@NA	@NA	0.033	3.105
PROQUEST CO	PQE	25	@NA	@NA	-278.728	-189.472
PROVIDE COMMERCE INC	PRVD	25	@NA	@NA	@NA	@NA
PUBLICIS GROUPE SA -ADR	PUB	25	@NA	@NA	@NA	@NA

PULITZER INC	PTZ	25	67.074	122.143	155.019	198.771
PULTE HOMES INC	PHM	25	481.395	556.314	710.589	761.003
PURADYN FILTER TECHNOLOGIES	PFT	25	@NA	@NA	@NA	@NA
QEP CO INC	QEPC	25	@NA	@NA	@NA	2.922
QSOUND LABS INC	QSND	25	-0.363	1.394	0.766	4.09
QUAKER FABRIC CORP	QFAB	25	18.431	43.574	52.589	57.85
QUALITY DINING INC	QDIN	25	@NA	3.761	26.582	71.401
QUANTUM FUEL SYS TECH WORLDW	QTWW	25	@NA	@NA	@NA	@NA
QUEBECOR INC -CL B	3QBCRF	25	506.198	560.022	590.498	717.303
QUIKSILVER INC	ZQK	25	40.787	45.03	54.938	68.938
QXL RICARDO PLC -ADR	QXLRY	25	@NA	@NA	@NA	@NA
R & B INC	RBIN	25	23.844	40.268	43.638	48.221
R H DONNELLEY CORP	RHD	25	@NA	@NA	@NA	@NA
RAB ENTERPRISES INC	0480B	25	@NA	@NA	@NA	@NA
RAB HOLDINGS INC	0479B	25	@NA	@NA	@NA	@NA
RACI HOLDINGS INC	0393B	25	@NA	@NA	82.1	93.6
RADICA GAMES LTD	RADA	25	@NA	10.365	51.821	30.297
RADIO ONE INC	ROIAK	25	@NA	@NA	@NA	@NA
RADIO UNICA COMMUNICATIONS	3UNCAQ	25	@NA	@NA	@NA	@NA
RADIOSHACK CORP	RSH	25	1,486.56	1,493.11	1,382.56	1,556.19
RAM VENTURE HOLDINGS CORP	3RVHC	25	-0.255	0.937	0.98	0.957
RANK GROUP PLC -ADR	RANKY	25	2,089.22	2,143.16	2,474.08	3,038.65
RARE HOSPITALITY INTL INC	RARE	25	21.951	46.584	48.109	53.589
RAVEN MOON ENTERTAINMENT INC	3RVNM	25	@NA	@NA	@NA	@NA
RAYTECH CORP/DE	RAY	25	-9.902	-5.86	3.716	18.68
RC2 CORP	RCRC	25	@NA	@NA	@NA	@NA
RCG COMPANIES	RCG	25	-3.088	1.334	3.888	0.702
RCN CORP	RCNI	25	@NA	@NA	@NA	394.069
READERS DIGEST ASSN	RDA	25	906.032	777.421	762.138	612
READING INTL INC -CL A	RDI	25	@NA	@NA	17.825	17.707
RECOTON CORP	RCOTQ	25	30.191	37.839	96.633	119.397
RED ROBIN GOURMET BURGERS	RRGB	25	@NA	@NA	@NA	@NA
REDENVELOPE INC	REDE	25	@NA	@NA	@NA	@NA
REEBOK INTERNATIONAL LTD	RBK	25	838.656	846.617	990.505	895.289
REED ELSEVIER NV -ADR	ENL	25	@NA	1,263.60	1,107.31	1,598.29
REED ELSEVIER PLC -ADR	RUK	25	@NA	1,333.59	1,169.55	1,699.53
REGAL ENTERTAINMENT GROUP	RGC	25	@NA	@NA	@NA	@NA
REGENT COMMUNICATIONS INC	RGCI	25	@NA	@NA	@NA	@NA
REGIS CORP/MN	RGS	25	35.619	39.028	59.656	76.427
REMINGTON PRODUCTS CO LLC	9675B	25	@NA	@NA	@NA	75.945
RENT WAY INC	RWY	25	-1.023	2.945	5.962	10.86
RENT-A-CENTER INC	RCII	25	@NA	4.168	9.286	96.484
RENTRAK CORP	RENT	25	22.722	29.522	40.292	14.405
RESTAURANT CO	0286B	25	@NA	@NA	@NA	@NA
RESTORATION HARDWARE INC	RSTO	25	@NA	@NA	@NA	@NA
RETAIL VENTURES INC	RVI	25	141.979	177.519	217.378	230.601
REUTERS GROUP PLC -ADR	RTRSY	25	1,310.71	958.898	1,120.05	1,471.17
REX STORES CORP	RSC	25	29.459	55.594	89.394	102.346
REXHALL INDUSTRIES INC	REXL	25	6.451	7.633	10.376	12.225
RICKS CABARET INTL INC	RICK	25	@NA	@NA	-0.142	0.217
RIDGEWOOD HOTELS INC	3RWHTE	25	22.424	20.564	6.99	5.162

RIVAL TECHNOLOGIES INC	3RVTIF	25	@NA	@NA	@NA	@NA
RIVIERA HOLDINGS CORP	RIV	25	@NA	@NA	@NA	26.282
ROADHOUSE GRILL INC	3GRLL	25	@NA	@NA	@NA	20.202
ROBO GROUP TEK LTD	ROBO	25	10.762	10.523	9.743	8.832
ROCKFORD CORP	ROFO	25	@NA	@NA	@NA	@NA
ROCKY SHOES & BOOTS INC	RCKY	25	6.041	21.588	22.621	24.053
ROGERS COMMUNICATION -CL B	RG	25	222.896	115.558	50.25	-665.255
ROMACORP INC	0289B	25	@NA	@NA	@NA	@NA
ROSE HILLS CO	0299B	25	@NA	@NA	@NA	@NA
ROSEDALE DECORATIVE PROD LTD	ROSD	25	@NA	@NA	@NA	@NA
ROSS STORES INC	ROST	25	209.595	228.222	254.551	291.516
ROWE COMPANIES	ROW	25	20.204	24.873	32.339	35.621
ROYAL CARIBBEAN CRUISES LTD	RCL	25	464.485	732.756	845.622	965.088
ROYAL OLYMPIC CRUISE LINES	ROCLF	25	@NA	@NA	@NA	@NA
RUBIO'S RESTAURANTS INC	RUBO	25	@NA	@NA	@NA	@NA
RUBY TUESDAY INC	RI	25	219.624	221.136	245.493	197.343
RUSS BERRIE & CO INC	RUS	25	241.259	224.034	218.388	222.996
RUSSELL CORP	RML	25	570.003	587.651	628.662	632.558
RYAN'S RESTAURANT GROUP INC	RYAN	25	209.679	238.706	269.355	302.694
RYLAND GROUP INC	RYL	25	305.689	293.247	312.122	301.124
S & K FAMOUS BRANDS INC	SKFB	25	29.898	34.44	37.156	40.372
SAFARI ASSOCIATES INC	3SFAR	25	@NA	@NA	@NA	@NA
SAFETY COMPONENTS INTL INC	3SAFY	25	@NA	0.866	15.971	35.344
SAGA COMMUNICATIONS -CL A	SGA	25	14.894	24.022	26.328	28.882
SAKS INC	SKS	25	61.627	124.043	151.826	328.002
SALEM COMMUNICATIONS CORP	SALM	25	@NA	@NA	@NA	@NA
SALTON INC	SFP	25	16.789	13.638	10.736	15.329
SAMSONITE CORP	3SAMC	25	-923.833	253.693	148.472	25.116
SANDS REGENT	SNDS	25	30.719	35.423	44.138	31.849
SANYO ELECTRIC CO LTD -ADR	SANYY	25	5,816.51	6,483.76	7,182.67	7,873.47
SAUCONY INC -CL B	SCNYB	25	30.868	44.71	46.755	48.365
SAUER-DANFOSS INC	SHS	25	@NA	@NA	@NA	@NA
SBARRO INC	0428B	25	139.974	159.037	179.58	185.666
SBS BROADCASTING SA	SBTV	25	-10.08	54.291	127.619	82.516
SCHEIB (EARL) INC	ESHB	25	24.929	22.691	17.161	18.056
SCHLOTZSKY'S INC	BUNZQ	25	@NA	@NA	1.614	28.974
SCHOLASTIC CORP	SCHL	25	153.493	205.832	250.213	288.647
SCIENTIFIC GAMES CORP	SGMS	25	-21.457	75.18	55.721	11.857
SCP POOL CORP	POOL	25	@NA	@NA	3.037	32.277
SEARS HOLDINGS CORP	SHLD	25	6,393.00	4,950.00	5,900.00	5,280.00
SEARS ROEBUCK & CO	S	25	9,211.90	10,102.80	9,240.00	4,060.00
SECURED DATA INC	3SCRE	25	@NA	@NA	@NA	@NA
SELECT COMFORT CORP	SCSS	25	@NA	@NA	@NA	@NA
SERVICE CORP INTERNATIONAL	SCI	25	683.097	884.513	1,196.62	1,975.35
SERVICEMASTER CO	SVM	25	209.659	289.219	307.266	746.66
SHARP CORP -ADR	SHCAY	25	@NA	@NA	@NA	@NA
SHARPER IMAGE CORP	SHRP	25	28.025	29.868	32.792	32.758
SHAW COMMUNICATN INC -CL B	SJR	25	@NA	@NA	@NA	@NA
SHELLS SEAFOOD RESTRNTS INC	3SHLL	25	@NA	@NA	@NA	-0.889
SHEP TECHNOLOGIES INC	3STLOF	25	@NA	@NA	@NA	@NA
SHERWIN-WILLIAMS CO	SHW	25	905.847	1,033.17	1,053.34	1,212.13

SHILOH INDUSTRIES INC	SHLO	25	48.614	95.253	104.109	118.479
SHOE CARNIVAL INC	SCVL	25	9.098	66.332	67.577	59.571
SHOE PAVILION INC	SHOE	25	@NA	@NA	@NA	@NA
SHOPKO STORES INC	SKO	25	355.48	373.706	397.275	421.631
SHOPPING.COM LTD	SHOP	25	@NA	@NA	@NA	@NA
SHOPSMITH INC	3SHPS	25	5.743	-2.802	-1.225	1.809
SHUFFLE MASTER INC	SHFL	25	0.678	4.982	14.405	35.099
SIGNET GROUP PLC -ADR	SIG	25	326.183	317.971	336.625	355.979
SILVER SCREEN STUDIOS INC	3SSSU	25	@NA	@NA	@NA	@NA
SIMON WORLDWIDE INC	SWWI	25	3.497	27.523	125.659	123.904
SINCLAIR BROADCAST GP -CL A	SBGI	25	@NA	@NA	-15.588	96.374
SINGER N V	SNGR	25	393.7	457.5	537.9	587.3
SINGING MACHINE CO INC	SMD	25	@NA	-2.003	3.714	0.184
SIRIUS SATELLITE RADIO INC	SIRI	25	@NA	0.505	3.431	1.991
SIX FLAGS INC	PKS	25	11.838	13.192	18.134	45.711
SIXX HOLDINGS INC	3SIXX	25	4.091	4.054	2.468	1.952
SKECHERS U S A INC	SKX	25	@NA	@NA	@NA	@NA
SKYLINE CORP	SKY	25	161.829	170.383	179.732	184.267
SKYLINE MULTIMEDIA ENTMT INC	SKYL	25	@NA	0.038	5.425	3.205
SMALL TOWN RADIO INC	STWI	25	@NA	@NA	@NA	@NA
SMARTBARGAINS INC-REDH	SBAR	25	@NA	@NA	@NA	@NA
SMARTIRE SYSTEMS INC	3SMTR	25	@NA	@NA	@NA	@NA
SMITH & WESSON HLDG CORP	SWB	25	@NA	@NA	@NA	@NA
SMITH & WOLLENSKY RSTRNT GRP	SWRG	25	@NA	@NA	@NA	@NA
SNAP-ON INC	SNA	25	664.665	701.663	766.398	750.732
SODEXHO ALLIANCE SA -ADR	SDX	25	@NA	@NA	@NA	@NA
SOLEIL FILM INC	SFLM	25	@NA	@NA	@NA	@NA
SONESTA INTL HOTELS -CL A	SNSTA	25	19.689	21.693	21.52	23.626
SONEX RESEARCH INC	3SONXE	25	1.751	1.035	0.327	0.247
SONIC AUTOMOTIVE INC -CL A	SAH	25	@NA	@NA	@NA	@NA
SONIC CORP	SONC	25	35.964	46.75	54.378	63.357
SONICBLUE INC	SBLUQ	25	-9.938	60.985	68.878	205.864
SONY CORP -ADR	SNE	25	12,312.23	12,908.40	11,323.69	11,029.93
SORL AUTO PARTS INC	3SAUP	25	@NA	@NA	@NA	@NA
SOTHEBY'S HOLDINGS -CL A	BID	25	198.195	194.632	211.052	227.482
SOURCE INTERLINK COS INC	SORC	25	@NA	@NA	@NA	2.018
SOUTHERN INVT SERVICES INC	3SISV	25	-7.771	-7.95	-4.959	-4.854
SPANISH BROADCASTING SYS INC	SBSA	25	@NA	@NA	@NA	@NA
SPAR GROUP INC	SGRP	25	@NA	@NA	@NA	5.988
SPARTAN MOTORS INC	SPAR	25	42.685	53.757	61.628	59.828
SPECIAL DEVICES INC	0572B	25	21.89	23.222	26.659	62.054
SPEEDWAY MOTORSPORTS INC	TRK	25	@NA	@NA	19.232	95.38
SPIEGEL INC -CL A	SPGLQ	25	478.345	567.485	579.217	535.573
SPORT CHALET INC	SPCH	25	25.726	25.472	25.764	24.404
SPORT-HALEY INC	SPOR	25	@NA	@NA	5.593	11.943
SPORTECH PLC -ADR	SRTKY	25	-30.665	-33.141	-40.161	-44.302
SPORTS ARENAS INC	SPAI	25	-5.515	-5.717	-7.911	-7.616
SPORTS AUTHORITY INC	TSA	25	@NA	@NA	@NA	32.502
SPORTS CLUB CO INC	SCY	25	@NA	2.897	37.941	39.974
SPORTS RESORTS INTL INC	SPRI	25	@NA	@NA	@NA	12.873
SPORTSMANS GUIDE INC	SGDE	25	1.046	0.568	3.29	1.546

ST JOHN KNITS INTL INC	3SJKI	25	30.522	36.58	50.53	69.227
STAGE STORES INC	STGS	25	@NA	@NA	@NA	-72.314
STAMPS.COM INC	STMP	25	@NA	@NA	@NA	@NA
STANADYNE AUTOMOTIVE CORP	0301B	25	@NA	@NA	@NA	@NA
STANDARD MOTOR PRODS	SMP	25	161.128	178.183	195.089	210.4
STANDARD PACIFIC CP	SPF	25	291.182	290.395	291.127	257.846
STANLEY FURNITURE CO INC	STLY	25	29.959	47.204	50.83	54.739
STANLEY WORKS	SWK	25	696.3	680.9	744.2	734.6
STAPLES INC	SPLS	25	247.198	282.26	384.99	611.416
STAR BUFFET INC	STRZ	25	@NA	@NA	@NA	@NA
STARBUCKS CORP	SBUX	25	75.288	88.073	109.898	312.231
STARCRAFT CORP	STCR	25	5.558	14.866	19.556	21.688
STARWOOD HOTELS&RESORTS WRL	HOT	25	20.351	13.326	8.708	215.468
STATION CASINOS INC	STN	25	37.153	95.791	87.886	188.47
STEAK N SHAKE CO	SNS	25	1.779	11.107	19.715	42.615
STEAKHOUSE PARTNERS INC	STKP	25	@NA	@NA	@NA	@NA
STEIN MART INC	SMRT	25	50.176	66.858	85.277	101.436
STEINER LEISURE LTD	STNR	25	@NA	@NA	@NA	3.574
STEINWAY MUSICAL INSTRS INC	LVB	25	@NA	@NA	7.252	5.827
STEWART ENTERPRISES -CL A	STEI	25	143.134	232.006	325.671	483.978
STONEMOR PARTNERS LP	STON	25	@NA	@NA	@NA	@NA
STONERIDGE INC	SRI	25	@NA	@NA	@NA	73.72
STRATTEC SECURITY CORP	STRT	25	@NA	@NA	@NA	40.943
STRAYER EDUCATION INC	STRA	25	@NA	@NA	@NA	15.339
STRIDE RITE CORP	SRR	25	271.535	302.473	292.506	267.456
STURM RUGER & CO INC	RGR	25	89.725	108.389	126.295	133.735
SUNRISE REAL ESTATE DEV GRP	3SRRE	25	@NA	@NA	@NA	@NA
SUNTERRA CORP	SNRR	25	@NA	@NA	@NA	38.47
SUPERIOR GALLERIES INC	3SPGR	25	@NA	@NA	@NA	@NA
SUPERIOR INDUSTRIES INTL	SUP	25	136.747	176.869	200.182	229.153
SUPERIOR UNIFORM GROUP INC	SGC	25	63.082	68.568	70.938	69.518
SUSQUEHANNA MEDIA CO	0302B	25	@NA	@NA	@NA	@NA
SWANK INC	SNKI	25	21.286	24.612	30.217	20.533
SYMS CORP	SYM	25	180.625	190.605	197.341	207.369
SYNDICATED FOOD SERVICE INTL	3SYFSE	25	@NA	@NA	@NA	@NA
SYRATECH CORP	SYRA	25	112.381	131.005	152.1	146.596
SYSTEMAX INC	SYX	25	@NA	@NA	69.106	154.007
T J T INC	AXLE	25	@NA	@NA	@NA	2.316
TAG-IT PACIFIC INC	TAG	25	@NA	@NA	@NA	@NA
TALBOTS INC	TLB	25	108.069	336.719	385.594	398.039
TANDY BRANDS ACCESSORIES INC	TBAC	25	20.182	26.666	33.573	35.839
TARGET CORP	TGT	25	2,486.00	2,737.00	3,043.00	3,226.00
TARRANT APPAREL GROUP	TAGS	25	@NA	@NA	7.848	26.416
TAYCO DEVELOPMENTS INC	3TYCO	25	@NA	@NA	@NA	@NA
TBC CORP	TBCC	25	102.96	116.55	113.983	104.823
TEARDROP GOLF CO	TDRPQ	25	@NA	@NA	@NA	-1.368
TECHNICAL OLYMPIC USA INC	TOA	25	@NA	@NA	@NA	@NA
TEFRON LTD	TFR	25	@NA	@NA	@NA	6.252
TELEPLUS ENTERPRISES INC	3TLPE	25	@NA	@NA	@NA	@NA
TELEX COMMUNICATIONS INC	9721B	25	@NA	@NA	@NA	@NA
TEMPUR PEDIC INTL INC	TPX	25	@NA	@NA	@NA	@NA

TEMTEX INDUSTRIES INC	TMTX	25	2.722	4.309	14.916	15.416
TENET INFORMATION SVCS INC	3TISI	25	0.253	-0.147	-0.522	0.172
TENGTU INTL CORP	3TNTU	25	@NA	@NA	@NA	@NA
TENNECO AUTOMOTIVE INC	TEN	25	1,321.00	2,592.00	2,900.00	3,148.00
TESSERACT GROUP INC	TSSTQ	25	2.911	36.549	29.397	29.825
TEXAS ROADHOUSE INC	TXRH	25	@NA	@NA	@NA	@NA
THANE INTERNATIONAL INC	THAN	25	@NA	@NA	@NA	@NA
THEGLOBE.COM INC	3TGLO	25	@NA	@NA	@NA	@NA
THL BEDDING HOLDING CO-REDH	0560B	25	@NA	@NA	@NA	@NA
THOMSON -ADR	TMS	25	@NA	@NA	@NA	@NA
THOMSON CORP	TOC	25	2,784.00	2,882.00	3,142.00	3,823.00
THOR INDUSTRIES INC	THO	25	71.058	80.845	95.923	107.903
TIFFANY & CO	TIF	25	204.806	189.081	221.697	264.378
TIMBERLAND CO -CL A	TBL	25	104.6	128.363	149.09	142.221
TIME WARNER INC	TWX	25	18.933	23.785	98.851	217.944
TIVO INC	TIVO	25	@NA	@NA	@NA	@NA
TJX COMPANIES INC	TJX	25	397.684	483.4	499.452	482.134
TM CENTURY INC	TMCI	25	3.433	4.183	4.352	3.765
TODAYS MAN INC	TMANQ	25	25.53	51.675	56.512	21.066
TOLL BROTHERS INC	TOL	25	136.412	167.006	204.176	256.659
TOMMY HILFIGER CORP	TOM	25	68.7	161.715	209.024	301.338
TOO INC	TOO	25	@NA	@NA	@NA	@NA
TOPAZ GROUP INC	TPZG	25	@NA	@NA	@NA	@NA
TORPEDO SPORTS USA INC	3TPDO	25	@NA	@NA	@NA	@NA
TOTAL ENTMT RESTAURANT CORP	TENT	25	@NA	@NA	@NA	@NA
TOUCHSTONE APPLIED SCI ASSOC	3TASA	25	5.945	8.624	6.392	6.717
TOUCHTUNES MUSIC CORP	3TTMC	25	@NA	@NA	@NA	@NA
TOWER AUTOMOTIVE INC	TWRAQ	25	@NA	10.823	73.139	85.585
TOWN SPORTS INTL INC	0305B	25	@NA	@NA	@NA	@NA
TOYOTA MOTOR CORP -ADR	TM	25	37,751.09	44,509.78	56,413.96	50,160.36
TOYS R US INC	TOY	25	2,889.02	3,148.28	3,428.88	3,432.30
TRACK N TRAIL INC	TKTL	25	@NA	@NA	@NA	7.648
TRACKPOWER INC	3TPWR	25	@NA	@NA	@NA	@NA
TRACTOR SUPPLY CO	TSCO	25	@NA	17.279	67.817	79.951
TRAFFIX INC	TRFX	25	@NA	@NA	0.545	6.031
TRANS WORLD CORP/NV	3TWOC	25	@NA	@NA	8.031	8.121
TRANS WORLD ENTMT CORP	TWMC	25	116.329	126.074	119.477	94.104
TRANSNET CORP	3TRNT	25	7.947	8.212	8.608	9.666
TRANSPORTATION SAFETY TECH	3TSFVE	25	@NA	@NA	@NA	@NA
TRANSPRO INC	TPR	25	@NA	@NA	@NA	51.103
TRAVELCENTERS OF AMERICA INC	0307B	25	@NA	@NA	@NA	@NA
TRAVIS BOATS & MOTORS INC	TRVS	25	@NA	@NA	@NA	4.812
TREECON RESOURCES INC	TCRS	25	1.977	7.29	14.352	21.137
TRIARC COS INC	TRY.B	25	-35.387	-75.981	-31.783	20.65
TRIBUNE CO	TRB	25	872.168	1,041.09	1,262.87	1,293.02
TROPICAL SPORTSWEAR INTL CP	TSICQ	25	@NA	@NA	@NA	9.348
TRUDY CORP	TRDY	25	0.227	0.255	0.538	0.909
TRUMP ATLANTIC CITY ASSOCS	0308B	25	@NA	@NA	@NA	@NA
TRUMP HOTEL&CASINO RESRT INC	3DJTCQ	25	@NA	@NA	@NA	50.591
TRUSERV CORP	2289B	25	116.191	120.603	125.882	120.175
TRW AUTOMOTIVE HOLDINGS CORP	TRW	25	@NA	@NA	@NA	@NA

TRW AUTOMOTIVE INC-PRO FORMA	0335B	25	@NA	@NA	@NA	@NA
TUESDAY MORNING CORP	TUES	25	64.564	55.724	58.63	63.648
TUPPERWARE CORP	TUP	25	@NA	@NA	@NA	415.6
TURBODYNE TECHNOLOGIES INC	3TRBDE	25	@NA	@NA	@NA	3.441
TV AZTECA SA DE CV -ADR	TZA	25	@NA	@NA	@NA	@NA
TWEETER HOME ENTMT GROUP INC	TWTR	25	@NA	@NA	@NA	@NA
ULTIMATE ELECTRONICS INC	ULTEQ	25	3.313	20.721	25.611	40.918
ULTIMATE FRANCHISE SYSTEMS	3UFSY	25	@NA	@NA	@NA	@NA
ULTRA MOTORCYCLE CO	UMCC	25	@NA	@NA	@NA	@NA
UNIFI INC	UFI	25	404.169	529.229	588.522	603.502
UNIFIRST CORP	UNF	25	117.329	132.723	149.472	168.596
UNIROYAL TECHNOLOGY CORP	UTCIQ	25	39.4	38.936	52.283	52.419
UNITED AUTO GROUP INC	UAG	25	@NA	@NA	@NA	49.239
UNITED BUSINESS MEDIA -ADR	UNEWY	25	251.834	617.179	482.411	347.656
UNITED COMPONENTS INC	0469B	25	@NA	@NA	@NA	@NA
UNITED LEISURE CORP	UTDL	25	-4.574	-5.262	12.802	12.243
UNITED RETAIL GROUP INC	URGI	25	84.832	87.32	90.672	86.283
UNITEDGLOBALCOM INC -CL A	UCOMA	25	-16.059	93.836	138.87	151.976
UNIVERSAL AUTOMOTIVE INDS	UVSL	25	@NA	2.156	8.012	8.559
UNIVERSAL ELECTRONICS INC	UEIC	25	3.873	62.831	49.803	50.238
UNIVERSAL TECHNICAL INST	UTI	25	@NA	@NA	@NA	@NA
UNIVISION COMMUNICATIONS INC	UVN	25	@NA	@NA	@NA	@NA
URANIUM STRATEGIES INC	URSG	25	@NA	@NA	@NA	@NA
URBAN OUTFITTERS INC	URBN	25	13.03	35.498	46.751	59.452
USN CORP	USNR	25	@NA	@NA	@NA	@NA
UTD ARTISTS THEATRE CIRCUIT	8464B	25	80.1	32.5	-13.5	-82.1
VAIL RESORTS INC	MTN	25	@NA	133.02	164.588	167.694
VALASSIS COMMUNICATIONS INC	VCI	25	-385.7	-321.952	-316.779	-309.274
VALEO SA -ADR	3VLEEY	25	@NA	@NA	@NA	@NA
VALLEY MEDIA INC	3VMIQE	25	@NA	@NA	@NA	@NA
VALUE LINE INC	VALU	25	126.389	147.384	173.189	221.266
VALUEVISION MEDIA INC -CL A	VVTV	25	1.178	70.018	66.802	103.303
VARSITY GROUP INC	VSTY	25	@NA	@NA	@NA	@NA
VCG HOLDING CORP	PTT	25	@NA	@NA	@NA	@NA
VELCRO INDUSTRIES N V	VELCF	25	70.747	74.632	86.694	94.396
VENTURE HOLDINGS CO LLC	0328B	25	@NA	@NA	@NA	@NA
VERMONT TEDDY BEAR INC	BEAR	25	-1.321	9.411	9.25	6.912
VERTRUE INC	VTRU	25	@NA	@NA	@NA	@NA
VF CORP	VFC	25	1,153.97	1,547.40	1,734.01	1,771.51
VIACOM INC -CL B	VIA.B	25	756.511	918.114	10,591.60	10,893.80
VIALTA INC	3VLTA	25	@NA	@NA	@NA	@NA
VIDEO CITY INC	VDCY	25	6.551	8.067	7.669	-0.137
VIDEOLOCITY INTL INC	3VCTY	25	@NA	@NA	@NA	@NA
VIPER MOTORCYCLE CO-REDH	BIK	25	@NA	@NA	@NA	@NA
VIRCO MANUFACTURING CORP	VIR	25	41.937	45.637	50.466	55.461
VISCOUNT SYSTEMS INC	3VSYS	25	@NA	@NA	@NA	@NA
VISTEON CORP	VC	25	@NA	@NA	@NA	@NA
VISUAL BIBLE INTL INC	3VBIB	25	@NA	@NA	@NA	@NA
VIVENDI UNIVERSAL SA -ADR	V	25	@NA	@NA	@NA	@NA
VNU NV -ADR	VNUVY	25	@NA	@NA	@NA	@NA
VOLKSWAGEN AG -ADR	VLKAY	25	@NA	@NA	@NA	@NA

VOLUME SERVICES AMERICA INC	0339B	25	@NA	@NA	@NA	@NA
VOYAGER ENTMT INTL INC	3VEII	25	@NA	@NA	@NA	@NA
WACOAL CORP -ADR	WACLY	25	1,097.73	1,286.32	1,561.01	1,317.46
WARNACO GROUP INC	WRNC	25	135.842	159.135	240.472	500.301
WARNER MUSIC GROUP CORP-REDH	WMG	25	@NA	@NA	@NA	@NA
WASHINGTON POST -CL B	WPO	25	993.005	1,087.42	1,126.93	1,184.20
WATERFORD GAMING LLC	9871B	25	@NA	@NA	@NA	@NA
WATERFORD WEDGWOOD PLC -ADF	WATFZ	25	164.24	171.475	204.735	236.64
WAXMAN INDUSTRIES	WXMN	25	40.827	7.496	-37.709	-60.397
WCI COMMUNITIES INC	WCI	25	@NA	@NA	@NA	@NA
WEBVAN GROUP INC	WBVNQ	25	@NA	@NA	@NA	@NA
WEIGHT WATCHERS INTL INC	WTW	25	@NA	@NA	@NA	@NA
WELLCO ENTERPRISES	WLC	25	18.316	19.741	16.002	17.663
WELLS-GARDNER ELECTRONICS	WGA	25	13.785	12.108	10.367	9.633
WENDY'S INTERNATIONAL INC	WEN	25	528.655	600.795	681.498	818.779
WESCAST INDUSTRIES -CL A	WCST	25	@NA	7.417	38.81	51.99
WEST MARINE INC	WMAR	25	11.891	24.816	30.477	67.279
WESTCOAST HOSPITALITY CORP	WEH	25	@NA	@NA	@NA	@NA
WESTERN SIZZLIN CORP	3WSZZ	25	@NA	@NA	1.732	4.573
WESTERN STANDARD CORP	WSTD	25	-0.096	-0.057	-0.101	-0.244
WESTERN TRANSITIONS INC	WTTN	25	@NA	1.563	1.731	@NA
WESTPOINT STEVENS INC	WSPTQ	25	231.965	-140.283	-337.2	-505.937
WESTWOOD GROUP INC	TWDG	25	-4.508	-15.022	-2.953	-4.913
WESTWOOD ONE INC	WON	25	75.204	55.151	95.454	94.123
WET SEAL INC -CL A	WTSLA	25	54.085	51.729	50.724	57.735
WEYCO GROUP INC	WEYS	25	57.745	62.335	59.427	64.083
WHEELING ISLAND GAMING INC	0219B	25	@NA	@NA	@NA	@NA
WHEREHOUSE ENTMT INC	WHENQ	25	62.53	49.98	-112.449	-156.287
WHIRLPOOL CORP	WHR	25	1,600.00	1,648.00	1,723.00	1,877.00
WHITE HOUSE INC-REDH	WHBK	25	@NA	@NA	@NA	@NA
WHITEHALL JEWELLERS INC	JWL	25	@NA	@NA	@NA	-47.858
WHITEMARK HOMES INC	3WTMK	25	2.219	2.83	4.797	5.632
WHITNEY INFORMATION NET INC	3RUSS	25	@NA	@NA	@NA	@NA
WI-FI TV INC	WFTV	25	@NA	@NA	@NA	@NA
WICKES INC	WIKSQ	25	-48.957	1.818	30.146	15.129
WILEY (JOHN) & SONS -CL A	JW.A	25	71.276	82.33	98.832	117.982
WILLIAM LYON HOMES	WLS	25	145.558	81.39	121.158	84.061
WILLIAMS CONTROLS INC	3WMCO	25	3.24	6.376	12.448	18.293
WILLIAMS-SONOMA INC	WSM	25	83.54	95.311	118.216	121.653
WILSON BROTHERS USA INC	3WLBRE	25	2.75	-2.579	-3.328	-4.041
WILSONS LEATHER EXPERTS INC	WLSN	25	@NA	@NA	@NA	27.59
WINDSOR WOODMNT BLK HWK REST	0316B	25	@NA	@NA	@NA	@NA
WINMARK CORP	WINA	25	1.109	19.848	21.685	21.192
WINNEBAGO INDUSTRIES	WGO	25	72.078	81.693	79.71	100.448
WINWIN GAMING INC	3WNWN	25	3.509	4.622	7.371	0.641
WMS INDUSTRIES INC	WMS	25	115.386	152.475	181.472	208.571
WOLTERS KLUWER NV -ADR	WTKWY	25	@NA	@NA	@NA	@NA
WOLVERINE WORLD WIDE	WWW	25	100.128	112.75	132.524	204.214
WOMENS GOLF UNLIMITED INC	GOLF	25	2.696	2.335	2.577	2.521
WORLD WRESTLING ENTMT INC	WWE	25	@NA	@NA	@NA	@NA
WORLDSPACE INC -REDH	WINR	25	@NA	@NA	@NA	@NA

WORLDWIDE RESTAURANT CONCEP	SZ	25	279.703	179.885	177.07	43.467
WPP GROUP PLC -ADR	WPPGY	25	-401.983	-253.609	-172.9	-96.9
WPT ENTERPRISES INC	WPTE	25	@NA	@NA	@NA	@NA
WRC MEDIA INC	0329B	25	@NA	@NA	@NA	@NA
WYNDHAM INTERNATIONAL INC	WBR	25	@NA	@NA	@NA	261.778
WYNN RESORTS LTD	WYNN	25	@NA	@NA	@NA	@NA
XERIUM TECHNOLOGIES INC-REDH	XRM	25	@NA	@NA	@NA	@NA
XM SATELLITE RADIO HLDGS INC	XMSR	25	@NA	@NA	@NA	@NA
XM SATELLITE RADIO INC	0319B	25	@NA	@NA	@NA	@NA
YANKEE CANDLE CO INC	YCC	25	@NA	@NA	@NA	@NA
YOUBET.COM INC	UBET	25	@NA	@NA	@NA	@NA
YOUNG BROADCASTING -CL A	YBTVA	25	@NA	-51.687	-11.654	-25.544
YOUTHSTREAM MEDIA NETWORKS	3YSTM	25	@NA	@NA	@NA	3.067
YTB INTERNATIONAL INC	3YTBL	25	0.508	0.013	-0.807	-1.284
YUM BRANDS INC	YUM	25	@NA	@NA	@NA	4,575.00
Z AXIS CORP	3ZXIS	25	@NA	@NA	@NA	1.057
ZALE CORP	ZLC	25	-791.391	353.449	342.74	391.89
ZAP	3ZAPZ	25	@NA	@NA	@NA	@NA
ZAPATA CORP	ZAP	25	120.377	141.761	152.284	145.287
ZINDART LTD -ADR	ZNDT	25	@NA	@NA	10.011	11.608
ZUMIEZ INC	ZUMZ	25	@NA	@NA	@NA	@NA
7-ELEVEN INC	SE	30	-1,318.76	-1,248.35	-1,157.23	-880.792
ADVANCED NUTRACEUTICALS INC	3ANII	30	@NA	@NA	0.648	7.158
AKI HOLDING CORP	9872B	30	@NA	@NA	@NA	@NA
ALBERTO-CULVER CO	ACV	30	286.222	298.857	326.97	370.903
ALBERTSONS INC	ABS	30	1,388.43	1,389.38	1,687.89	1,952.52
ALICO INC	ALCO	30	57.043	61.283	67.957	75.406
ALLERGY RESEARCH GROUP INC	3ALRG	30	@NA	@NA	@NA	@NA
ALLIED DOMECQ PLC -ADR	AED	30	@NA	@NA	@NA	@NA
ALLION HEALTHCARE INC	ALLI	30	16.974	18.651	23.337	23.391
ALTRIA GROUP INC	MO	30	12,563.00	11,627.00	12,786.00	13,985.00
AMER ITALIAN PASTA CO -CL A	PLB	30	@NA	@NA	@NA	20.067
AMERICAN CRYSTAL SUGAR CO	2388B	30	77.25	89.684	85.18	110.168
AMERICAN WATER STAR INC	AMW	30	@NA	@NA	@NA	@NA
ANHEUSER-BUSCH COS INC	BUD	30	4,620.40	4,255.50	4,415.50	4,433.90
AQUAPRO CORP	AQRO	30	@NA	@NA	@NA	@NA
ARCHER-DANIELS-MIDLAND CO	ADM	30	4,492.35	4,883.25	5,045.42	5,854.17
ARCHIBALD CANDY CORP	9862B	30	@NA	@NA	@NA	@NA
ARDEN GROUP INC -CL A	ARDNA	30	60.873	67.535	57.836	53.827
ARMANINO FOODS DISTINCTION	ARMF	30	3.27	6.406	6.89	8.037
ASCONI CORP	ACD	30	@NA	@NA	@NA	@NA
ATLAS RESOURCES INTL INC	ALSI	30	@NA	@NA	@NA	@NA
AVANI INTL GROUP INC	3AVIT	30	@NA	@NA	@NA	@NA
AVON PRODUCTS	AVP	30	310.5	314	185.6	192.7
B&G FOODS HOLDINGS CORP	BGF	30	@NA	@NA	@NA	@NA
B&G FOODS INC	9844B	30	@NA	@NA	@NA	@NA
BEVSYSTEMS INTL INC	BEVI	30	@NA	@NA	@NA	@NA
BIG ROCK BREWERY INCOME TR	BRBMF	30	5.83	6.081	7.288	8.466
BJ'S WHOLESALE CLUB INC	BJ	30	@NA	@NA	@NA	221.983
BLUE SQUARE-ISRAEL LTD -ADR	BSI	30	@NA	@NA	@NA	155.827
BODY ART & SCIENCE INC-REDH	0382B	30	@NA	@NA	@NA	@NA

BOOTS GROUP PLC -ADR	BOOYY	30	@NA	@NA	@NA	@NA
BOSTON BEER INC -CL A	SAM	30	@NA	@NA	6.6	54.798
BRAVO FOODS INTL CORP	3BRVO	30	@NA	@NA	@NA	@NA
BRIDGFORD FOODS CORP	BRID	30	24.095	28.168	32.43	36.859
BRITISH AMERN TOB PLC -ADR	BTI	30	6,014.18	7,387.50	7,187.10	8,590.86
BROOKLYN CHEESECAKE & DESSRT	3BCAK	30	@NA	@NA	-0.035	4.68
BROWN-FORMAN -CL B	BF.B	30	806.344	451.908	534.068	622
BUNGE LTD	BG	30	@NA	@NA	@NA	@NA
CADBURY SCHWEPPES PLC -ADS	CSG	30	1,639.79	2,015.61	2,347.71	2,044.41
CADIZ INC	3CDZI	30	7.632	18.726	16.948	18.753
CAGLE'S INC -CL A	CGL.A	30	26.728	34.268	44.371	52.021
CAL-MAINE FOODS INC	CALM	30	@NA	@NA	@NA	47.9
CALAVO GROWERS INC	CVGW	30	@NA	@NA	@NA	@NA
CALI HOLDINGS INC	3CALI	30	@NA	@NA	@NA	@NA
CAMPBELL SOUP CO	CPB	30	2,027.60	1,704.00	1,989.00	2,468.00
CANAL CAPITAL CORP	3COWP	30	6.835	5.637	5.923	4.09
CARRINGTON LABORATORIES INC	CARN	30	9.236	10.113	11.468	21.232
CASEYS GENERAL STORES INC	CASY	30	107.976	158.41	179.672	206.175
CBR BREWING CO INC -CL A	CBRAF	30	@NA	@NA	@NA	@NA
CCA INDUSTRIES INC	CAW	30	6.746	9.091	11.76	10.457
CEATECH USA INC	CEAH	30	@NA	@NA	@NA	@NA
CENTENNIAL SPECLTY FOODS CP	CHLE	30	@NA	@NA	@NA	@NA
CENTRAL EUROPEAN DIST CORP	CEDC	30	@NA	@NA	@NA	@NA
CENTRAL GARDEN & PET CO	CENT	30	16.114	35.359	36.376	38.402
CHAI NA TA CORP	3CCCFF	30	14.027	13.257	17.333	21.616
CHAMPIONLYTE HOLDINGS INC	3CPLY	30	@NA	@NA	@NA	@NA
CHATTEM INC	CHTT	30	58.607	-33.473	-29.551	-17.421
CHINA CONTINENTAL INC.	CHCL	30	@NA	@NA	@NA	40.713
CHINA NATURAL RESOURCES INC	CHNR	30	@NA	@NA	@NA	6.072
CHIQUITA BRANDS INTL INC	CQB	30	622.617	549.728	454.17	533.838
CHRONIMED INC	CHMD	30	14.86	16.778	42.949	47.57
CHS INC	9919B	30	@NA	@NA	@NA	@NA
CHURCH & DWIGHT INC	CHD	30	159.051	169.367	153.941	153.682
CLEARLY CDN BEVERAGE CP	3CCBEF	30	46.458	39.141	31.745	28.461
CLOROX CO/DE	CLX	30	813.741	879.294	909.417	943.913
COCA COLA HELLENIC BTTLG-ADR	CCH	30	@NA	@NA	@NA	@NA
COCA-COLA BTLNG CONS	COKE	30	25.806	29.629	33.981	38.972
COCA-COLA CO	KO	30	3,888.39	4,584.00	5,235.00	5,392.00
COCA-COLA ENTERPRISES	CCE	30	1,254.00	1,231.00	1,310.00	1,405.00
COCA-COLA FEMSA DE C V -ADR	KOF	30	67.987	392.428	314.199	308.009
COFFEE HOLDING CO INC-REDH	JVA	30	@NA	@NA	@NA	@NA
COLES MYER LTD -ADR	CM	30	2,459.02	2,350.14	2,600.34	1,879.88
COLGATE-PALMOLIVE CO	CL	30	2,597.60	1,850.60	1,798.60	1,654.30
COMP BEBIDAS AMERICAS -ADR	ABV	30	@NA	@NA	@NA	1,035.55
COMPANIA CERVECERIA -ADR	CU	30	222.405	273.631	357.28	@NA
CONAGRA FOODS INC	CAG	30	2,054.50	2,226.90	2,495.40	2,255.50
CONSTELLATION BRANDS -CL A	STZ	30	95.549	126.104	204.193	351.882
CONSULIER ENGINEERING INC	CSLR	30	2.754	3.787	4.51	5.413
CONTROLADORA COMML MEX -GDR	MCM	30	@NA	@NA	@NA	602.135
CORN PRODUCTS INTL INC	CPO	30	@NA	@NA	@NA	600
COSTCO WHOLESALE CORP	COST	30	1,593.90	1,796.73	1,684.96	1,530.74

COTT CORP QUE	COT	30	59.775	213.784	226.409	205.083
CRESUD SACIFYA -ADR	CRESY	30	@NA	@NA	@NA	@NA
CRUZAN INTERNATIONAL INC	RUM	30	15.015	26.074	37.919	26.865
CUISINE SOLUTIONS INC	FZN	30	15.755	16.016	24.431	24.482
CVS CORP	CVS	30	2,059.90	2,228.07	2,368.75	1,522.49
DAIRY MART CONV STRS	3DMCSQ	30	32.732	33.87	22.817	9.208
DARLING INTL INC	DAR	30	@NA	27.027	39.482	54.833
DEAN FOODS CO	DF	30	@NA	@NA	@NA	9.46
DEL MONTE FOODS CO	DLM	30	-195	-385	-384	@NA
DELHAIZE AMERICA INC	0446B	30	955.719	917.554	1,027.35	1,102.51
DELHAIZE GROUP SA -ADR	DEG	30	@NA	@NA	@NA	@NA
DELTA & PINE LAND CO	DLP	30	11.172	28.149	34.436	43.404
DI GIORGIO CORP	8295B	30	11.121	35.974	35.263	35.61
DIAGEO PLC -ADR	DEO	30	@NA	@NA	@NA	6,658.30
DIAMOND FOODS INC -REDH	DMND	30	@NA	@NA	@NA	@NA
DIMON INC	DMN	30	120.403	152.585	132.358	238.806
DISTRIBCN Y SERVICIO -ADR	DYS	30	@NA	@NA	@NA	@NA
DOANE PET CARE CO	3602B	30	@NA	@NA	@NA	40.111
DOLE FOOD CO INC	0491B	30	1,001.02	1,052.11	1,080.64	508.435
DREYER'S GRAND ICE CRM HLDGS	DRYR	30	107.569	123.034	135.921	92.263
DSG INTERNATIONAL LTD	DSGIF	30	56.096	67.974	82.99	83.706
EAGLE FAMILY FOODS HLDGS INC	9797B	30	@NA	@NA	@NA	@NA
EAGLE FOOD CENTERS INC	EAGLE.1	30	71.389	61.746	42.485	23.921
ELAMEX S A DE CV	ELAM	30	@NA	@NA	14.495	23.196
ELDORADO ARTESIAN SPRNGS INC	3ELDO	30	@NA	@NA	@NA	@NA
ELIZABETH ARDEN INC	RDEN	30	@NA	@NA	@NA	17.535
EMBOTELLADORA ANDINA -ADR A	AKO.A	30	@NA	102.987	316.675	394.482
ENERGIZER HOLDINGS INC	ENR	30	@NA	@NA	@NA	@NA
FARMER BROS CO	FARM	30	177.26	191.972	197.405	214.111
FARMLAND INDUSTRIES INC	1970B	30	584.416	557.999	581.311	684.834
FEMALE HEALTH CO	3FHCO	30	5.455	4.338	12.677	7.551
FIRST REPUBLIC CORP AMERICA	FRPC	30	42.732	40.872	42.264	43.254
FLEMING COMPANIES INC	FLMIQ	30	1,060.43	1,060.41	1,078.56	1,083.32
FLOWERS FOODS INC	FLO	30	218.266	280.154	275.731	303.981
FOMENTO ECONOMICO MEX -ADR	FMX	30	@NA	@NA	@NA	@NA
FOODARAMA SUPERMARKETS	FSM	30	32.147	30.182	28.984	28.672
FOSTERS GROUP LTD -ADR	FBRWY	30	@NA	@NA	@NA	@NA
FRESH BRANDS INC	FRSH	30	38.564	41.201	41.157	43.272
FRESH DEL MONTE PRODUCE INC	FDP	30	@NA	289.7	256.6	211.5
G WILLI-FOOD INTL LTD	WILCF	30	@NA	@NA	@NA	@NA
GALAXY NUTRITIONAL FOODS INC	GXY	30	0.875	2.426	1.969	7.269
GALLAHER GROUP PLC -ADR	GLH	30	@NA	@NA	@NA	@NA
GARDENBURGER INC	3GBUR	30	4.298	9.151	14.028	16.955
GARUDA CAPITAL CORP	3GRUA	30	@NA	@NA	@NA	@NA
GENERAL MILLS INC	GIS	30	1,218.50	1,151.20	141	307.7
GENESEE CORP -CL B	3GENBB	30	84.585	86.103	88.95	90.334
GEOPHARMA INC	GORX	30	@NA	@NA	@NA	@NA
GILLETTE CO	G	30	1,462.00	1,433.80	1,963.30	2,450.70
GLACIER WATER SERVICES	HOO	30	15.218	17.265	20.376	24.087
GLOBAL SEAFOOD TECH INC	GSFT	30	@NA	@NA	@NA	@NA
GOLD KIST INC	2766B	30	271.456	285.62	296.662	314.99

GOLD KIST INC/DE	GKIS	30	@NA	@NA	@NA	@NA
GOLDEN ENTERPRISES	GLDC	30	49.084	45.628	43.49	40.582
GREAT ATLANTIC & PAC TEA CO	GAP	30	1,034.33	994.417	774.914	822.785
GREEN MTN COFFEE ROASTERS	GMCR	30	1.365	10.028	7.667	7.522
GRIFFIN LAND & NURSERIES INC	GRIF	30	@NA	@NA	@NA	@NA
GROUPE DANONE -ADR	DA	30	@NA	@NA	@NA	7,403.07
GRUMA SA DE CV -ADR B	GMK	30	@NA	@NA	@NA	@NA
GRUPO INDL MASECA SA -ADR	MSK	30	@NA	335.466	283.788	295.992
HAIN CELESTIAL GROUP INC	HAIN	30	@NA	0.078	11.501	22.29
HANOVER FOODS CORP/PA	HNFSA	30	37.097	42.167	43.125	41.721
HANSEN NATURAL CORP	HANS	30	8.363	10.46	9.791	8.446
HEALTH SCIENCES GROUP INC	3HESG	30	@NA	@NA	@NA	@NA
HEINZ (H J) CO	HNZ	30	2,320.56	2,338.15	2,472.51	2,706.49
HERBALIFE LTD	HLF	30	23.913	81.202	109.815	109.53
HERSHEY CO	HSY	30	1,465.28	1,412.34	1,441.10	1,082.96
HIBERNIA FOODS PLC -ADR	HIBNY	30	2.164	2.303	3.232	8.18
HINES HORTICULTURE INC	HORT	30	@NA	@NA	@NA	@NA
HORMEL FOODS CORP	HRL	30	644.284	570.888	661.089	732.047
HOUSE OF BRUSSELS CHOCOLATES	3HBSL	30	@NA	@NA	@NA	@NA
HUMAN PHEROMONE SCIENCES INC	3EROX	30	-5.387	6.641	4.414	3.561
HYDRON TECHNOLOGIES INC	3HTEC	30	6.611	7.457	13.014	12.562
ICY SPLASH FOOD & BEVERAGE	3IFBV	30	@NA	@NA	@NA	@NA
IMPERIAL GINSENG PRODS LTD	IGPFF	30	@NA	@NA	12.352	13.69
IMPERIAL SUGAR CO	IPSU	30	122.462	114.737	109.977	111.043
IMPERIAL TOBACCO GROUP -ADR	ITY	30	@NA	@NA	@NA	@NA
INDUSTRIAS BACHOCO SA -ADR	IBA	30	@NA	@NA	@NA	@NA
INGLES MARKETS INC -CL A	IMKTA	30	140.113	147.689	157.972	163.816
INTEGRATED BIOPHARMA INC	INB	30	@NA	@NA	@NA	@NA
INTER PARFUMS INC	IPAR	30	18.488	33.774	44.513	51.976
INTERSTATE BAKERIES CP	IBCIQ	30	202.315	187.441	198.037	460.247
INTL ABSORBENTS INC	IAX	30	2.66	2.004	1.101	1.931
INTL COSMETICS MARKETING CO	SASN	30	@NA	@NA	@NA	@NA
ITO YOKADO CO LTD -ADR	IYCLY	30	5,369.58	6,531.17	8,486.36	7,826.51
J & J SNACK FOODS CORP	JJSF	30	90.065	97.956	100.545	96.084
JAFRA SA-REDH	JFA	30	@NA	@NA	@NA	@NA
KAIRE HOLDINGS INC	3KAIHE	30	-0.638	2.325	1.041	-0.282
KATY INDUSTRIES INC	KT	30	247.2	243.766	110.778	130.33
KELLOGG CO	K	30	1,945.20	1,713.40	1,807.50	1,590.90
KIMBERLY-CLARK CORP	KMB	30	2,191.10	2,457.20	2,595.80	3,650.40
KIRIN BREWERY LTD -ADR	KNBWY	30	4,978.76	5,824.55	6,939.92	7,008.02
KONINKLIJKE AHOLD NV -ADR	AHO	30	817.353	1,102.36	1,279.37	1,398.98
KRAFT FOODS INC	KFT	30	@NA	@NA	@NA	@NA
KROGER CO	KR	30	-2,700.04	-2,459.64	-2,153.68	-1,603.01
LANCASTER COLONY CORP	LANC	30	159.416	192.01	236.847	277.148
LANCE INC	LNCE	30	252.126	247.04	233.494	196.543
LAND O'LAKES INC	0270B	30	@NA	@NA	@NA	@NA
LAUDER ESTEE COS INC -CL A	EL	30	@NA	@NA	@NA	294.8
LEADING BRANDS INC	LBIX	30	5.708	21.119	16.974	12.377
LEE PHARMACEUTICALS	3LPHM	30	2.138	1.775	1.112	-0.17
LIFEWAY FOODS INC	LWAY	30	1.706	1.807	2.023	2.535
LION-GRI INTERNATIONAL INC	3LGIIE	30	@NA	@NA	@NA	@NA

LOEWS CP-CAROLINA GROUP	CG	30	@NA	@NA	@NA	@NA
LONGS DRUG STORES CORP	LDG	30	458.211	499.607	524.098	522.767
LOREAL CO -ADR	LORLY	30	@NA	@NA	@NA	@NA
LUCILLE FARMS INC	LUCY	30	1.101	5.433	4.436	5.209
LUIGINOS INC	0291B	30	@NA	@NA	@NA	@NA
M & F WORLDWIDE CORP	MFW	30	@NA	@NA	@NA	27
MANNATECH INC	MTEX	30	@NA	@NA	@NA	@NA
MARGO CARIBE INC	MRGO	30	12.319	9.756	9.245	8.849
MARSH SUPERMARKETS -CL B	MARSB	30	101.539	109.794	114.314	118.158
MAUI LAND & PINEAPPLE CO	MLP	30	76.187	64.321	60.429	58.87
MBC HOLDING CO	3MBRWQ	30	0.158	7.777	8.658	8.788
MCCORMICK & COMPANY INC	MKC	30	437.938	466.821	489.964	519.253
MED GEN INC	3MDGN	30	@NA	@NA	@NA	@NA
MEDIFAST INC	MED	30	@NA	1.049	5.019	5.041
MERISANT WORLDWIDE INC-REDH	MERI	30	@NA	@NA	@NA	@NA
MGP INGREDIENTS INC	MGPI	30	91.849	103.202	114.169	112.624
MILITARY RESALE GROUP INC	MYRG	30	@NA	@NA	@NA	@NA
ML MACADAMIA ORCHARDS -LP	NUT	30	55.775	48.248	46.461	46.138
MOLSON COORS BREWING CO	TAP	30	685.445	631.927	674.201	695.016
MOLSON COORS BRWG-PRO FORMA	TAP.P	30	@NA	@NA	@NA	@NA
MONTEREY GOURMET FOODS INC	PSTA	30	0.458	13.082	20.397	2.231
NASH FINCH CO	NAFC	30	191.204	199.264	206.269	215.313
NATIONAL BEVERAGE CORP	FIZ	30	18.794	36.086	43.721	46.902
NATROL INC	NTOL	30	@NA	@NA	@NA	@NA
NATURADE INC	3NRDC	30	@NA	@NA	0.763	0.897
NATURAL ALTERNATIVES	NAII	30	5.982	6.913	11.216	13.278
NATURAL HEALTH TRENDS CORP	BHIP	30	@NA	@NA	0.268	2.152
NATURES SUNSHINE PRODS INC	NATR	30	23.924	28.85	33.279	41.505
NBTY INC	NTY	30	16.489	70.002	78.017	82.615
NEIGHBORCARE INC	NCRX	30	82.703	125.348	195.466	221.548
NESTLE SA -ADR	3NSRGY	30	9,501.65	10,523.52	12,935.05	15,589.27
NEW DRAGON ASIA CORP	NWD	30	@NA	@NA	@NA	@NA
NEW WORLD PASTA CO	0272B	30	@NA	@NA	@NA	@NA
NORTH ATLANTIC TRADING INC	0199B	30	@NA	@NA	@NA	@NA
NORTHLAND CRANBERRIES -CL A	3NRCNA	30	31.573	33.126	34.626	59.113
NU SKIN ENTERPRISES -CL A	NUS	30	@NA	@NA	@NA	61.771
NUTRITIONAL SOURCING CORP	9448B	30	@NA	@NA	@NA	44.899
NUVIM INC-REDH	NUVM	30	@NA	@NA	@NA	@NA
NYER MEDICAL GROUP INC	NYER	30	2.388	1.912	1.298	1.36
OCEAN BIO-CHEM INC	OBCI	30	2.232	2.763	3.465	4.176
OIL DRI CORP AMERICA	ODC	30	60.556	66.443	73.06	78.338
OMEGA PROTEIN CORP	OME	30	@NA	@NA	@NA	@NA
ORALABS HOLDING CORP	OLAB	30	0.209	0.192	0.161	0.168
OVERHILL FARMS INC	OFI	30	@NA	@NA	@NA	@NA
PAO DE ACUCAR BRASIL -GDR	CBD	30	@NA	@NA	@NA	306.99
PARADISE INC	3PARF	30	6.666	6.075	6.425	7.097
PARLUX FRAGRANCES INC	PARL	30	4.589	6.067	13.083	42.045
PATHMARK STORES INC	PTMK	30	-967.144	-1,248.78	-1,209.64	-1,024.23
PEET'S COFFEE & TEA INC	PEET	30	@NA	@NA	@NA	@NA
PENN TRAFFIC CO	PNFTQ	30	-40.488	14.982	32.927	-53.271
PENNEXX FOODS INC	PNNX	30	@NA	@NA	@NA	@NA

PEPSI BOTTLING GROUP INC	PBG	30	@NA	@NA	@NA	@NA
PEPSIAMERICAS INC	PAS	30	478.5	517	552.6	627.8
PEPSICO INC	PEP	30	5,355.70	6,338.70	6,856.10	7,313.00
PERDIGAO S A -ADR	PDA	30	@NA	@NA	@NA	@NA
PERFORMANCE FOOD GROUP CO	PFGC	30	11.431	40.643	46.263	55.791
PHILIP MORRIS COS -PRE FASB	MO.F	30	12,563.00	11,627.00	12,786.00	13,985.00
PHILIPP BROTHERS CHEMICALS	0278B	30	@NA	@NA	@NA	@NA
PIERRE FOODS INC	0602B	30	16.804	16.584	17.638	16.444
PILGRIMS PRIDE CORP	PPC	30	112.112	132.293	161.696	152.074
PIZZA INN INC/MO	PZZI	30	-4.495	-2.225	5.143	7.402
PLAYTEX PRODUCTS INC	PYX	30	-544.917	-723.408	-465.997	-300.976
POORE BROTHERS INC	SNAK	30	@NA	@NA	@NA	0.816
PREMIUM BRANDS INC	3PREBF	30	@NA	@NA	@NA	11.392
PREMIUM STD FARMS -PRO FORMA	0340B	30	@NA	@NA	@NA	@NA
PRICESMART INC	PSMT	30	@NA	@NA	@NA	@NA
PRO-FAC COOPERATIVE INC	1279B	30	79.438	50.434	59.347	69.145
PROCTER & GAMBLE CO	PG	30	8,967.00	7,308.00	8,677.00	10,410.00
PROVENA FOODS INC	PZA	30	7.695	7.274	7.245	6.915
PSF GROUP HOLDINGS INC	0510B	30	@NA	@NA	@NA	@NA
PUBLIX SUPER MARKETS INC	3PUSH	30	1,168.09	1,308.01	1,473.15	1,614.72
PYRAMID BREWERIES INC	PMID	30	@NA	@NA	3.696	35.243
QUILMES INDL QUINSA -ADR	LQU	30	@NA	@NA	@NA	338.5
RALCORP HOLDINGS INC	RAH	30	@NA	474.4	141.2	162.4
RAPTOR INVESTMENTS INC	RAPT	30	@NA	-0.693	2.348	1.282
REDDY ICE HOLDINGS INC	0526B	30	@NA	@NA	@NA	@NA
REDHOOK ALE BREWERY INC	HOOK	30	@NA	@NA	1.269	59.579
RELIV INTERNATIONAL INC	RELV	30	3.738	5.14	5.626	5.507
REV HOLDINGS INC	9783B	30	@NA	@NA	@NA	@NA
REVLON CONSUMER PRODUCTS CP	8135A	30	-443.1	-609.7	-706.2	-753.2
REVLON INC -CL A	REV	30	@NA	@NA	@NA	-753.2
REYNOLDS AMERICAN INC	RAI	30	@NA	@NA	@NA	@NA
RICA FOODS INC	RCF	30	4.363	5.6	3.653	2.995
RITE AID CORP	RAD	30	1,035.64	954.714	1,011.81	1,103.62
ROCKY MOUNTAIN CHOC FACT INC	RMCF	30	2.869	4.142	5.906	11.117
RONSON CORP	RONC	30	-2.447	0.226	1.162	2.026
ROUNDY'S INC	3016B	30	78.573	86.066	90.419	91.901
ROYSTER-CLARK INC	0300B	30	@NA	@NA	@NA	@NA
RUDDICK CORP	RDK	30	254.879	274.254	291.209	316.236
SADIA S A -ADR	SDA	30	@NA	@NA	@NA	@NA
SAFEWAY INC	SWY	30	243.1	382.9	643.8	795.5
SANDERSON FARMS INC	SAFM	30	84.216	93.431	106.187	114.319
SANFILIPPO JOHN B&SON	JBSS	30	32.417	69.247	68.092	75.611
SARA LEE CORP	SLE	30	3,382.00	3,551.00	3,326.00	3,939.00
SAVIA SA DE CV -ADR	VAI	30	422.593	413.784	524.784	433.554
SCHEID VINEYARDS INC -CL A	SVIN	30	@NA	@NA	@NA	@NA
SCOTT'S LIQUID GOLD	3SLGD	30	5.837	8.972	14.336	16.609
SEABOARD CORP	SEB	30	269.581	304.356	346.08	365.81
SENECA FOODS CORP -CL B	SENEB	30	75.758	81.226	85.215	90.869
SHERWOOD BRANDS INC	SHDB	30	@NA	@NA	@NA	@NA
SIGNATURE EYEWEAR INC	SEYE	30	@NA	@NA	@NA	1.946
SKINVISIBLE INC	3SKVI	30	@NA	@NA	@NA	@NA

SMART & FINAL INC	SMF	30	112.929	112.108	125.33	140.052
SMITHFIELD FOODS INC	SFD	30	135.77	154.95	184.015	242.517
SMUCKER (JM) CO	SJM	30	220.469	234.402	257.992	276.341
SPARTAN STORES INC	SPTN	30	107.838	113.176	125.801	102.587
SPECTRUM BRANDS INC	SPC	30	@NA	@NA	@NA	53.587
SPECTRUM ORGANIC PRODUCTS	3SPOP	30	@NA	@NA	@NA	@NA
SPONGETECH DELIVERY SYS-REDH	0739B	30	@NA	@NA	@NA	@NA
STANDARD COMMERCIAL CORP	STW	30	151.11	102.649	73.094	80.172
STAR SCIENTIFIC INC	STSI	30	-0.269	0.419	0.271	-0.672
STATER BROS HOLDINGS INC	9490B	30	@NA	@NA	6.851	13.578
STEPHAN CO	TSC	30	6.758	15.951	24.653	28.556
STERLING SUGARS INC	3SSUG	30	11.587	10.604	11.346	13.629
SUNOPTA INC	STKL	30	1.906	2.114	1.379	6.451
SUPERMERCADOS UNIMARC -ADR	UNRMY	30	@NA	@NA	@NA	@NA
SUPERVALU INC	SVU	30	1,134.82	1,269.55	1,187.31	1,210.27
SYSCO CORP	SYY	30	1,056.85	1,137.22	1,240.91	1,403.60
TASTY BAKING CO	TBC	30	60.785	30.243	32.951	35.938
TATE & LYLE PLC -ADR	TATYY	30	@NA	@NA	@NA	@NA
TIENS BIOTECH GROUP USA INC	TBV	30	@NA	@NA	@NA	@NA
TOFUTTI BRANDS INC	TOF	30	0.235	0.701	0.844	0.901
TOM'S FOODS INC	9890B	30	@NA	@NA	@NA	@NA
TOOTSIE ROLL INDUSTRIES INC	TR	30	181.704	212.343	240.461	272.186
TOPPS CO INC	TOPP	30	54.366	66.955	73.869	81.85
TYSON FOODS INC -CL A	TSN	30	980.189	1,360.75	1,289.42	1,467.70
UNIFIED WESTERN GROCERS INC	3089B	30	73.807	72.608	71.306	72.16
UNILEVER COMBINED	UNUL.CM	30	6,789.00	6,813.00	8,188.00	8,563.00
UNILEVER N V -ADR	UN	30	4,298.89	4,215.12	5,118.34	5,620.51
UNILEVER PLC -ADR	UL	30	2,504.02	2,590.06	3,076.61	2,940.78
UNIMARK GROUP INC	UNMG	30	@NA	0.459	6.392	14.978
UNITED NATURAL FOODS INC	UNFI	30	@NA	@NA	@NA	@NA
UNITED-GUARDIAN INC	UG	30	3.364	3.827	3.954	4.227
UNIVERSAL CORP/VA	UVV	30	301.696	417.913	377.474	389.959
USANA HEALTH SCIENCES INC	USNA	30	@NA	@NA	@NA	6.555
UST INC	UST	30	516.606	462.972	361.669	293.557
VECTOR GROUP LTD	VGR	30	-488.233	-514.684	-374.852	-356.104
VERMONT PURE HOLDINGS LTD	VPS	30	5.425	8.215	4.401	5.794
VILLAGE SUPER MARKET -CL A	VLGEA	30	51.793	53.23	52.423	53.001
VINA CONCHA Y TORO SA -ADR	VCO	30	@NA	@NA	124.122	134.985
VITA FOOD PRODUCTS INC	VSF	30	@NA	@NA	@NA	-0.232
VITACUBE SYSTEMS HLDGS INC	PRH	30	@NA	@NA	@NA	@NA
VITAL LIVING INC	3VTLV	30	@NA	@NA	@NA	@NA
VITALSTATE INC	3VTST	30	@NA	@NA	@NA	@NA
WAL MART DE MEXICO SA -ADR	3WMMBY	30	@NA	2,001.27	1,664.67	1,575.16
WAL-MART STORES	WMT	30	8,759.18	10,752.44	12,726.00	14,756.00
WALGREEN CO	WAG	30	1,233.31	1,378.75	1,573.64	1,792.59
WD-40 CO	WDFC	30	45.211	45.693	42.095	44.505
WEIDER NUTRITION INTL -CL A	WNI	30	@NA	@NA	@NA	39.332
WEIS MARKETS INC	WMK	30	680.265	738.115	762.38	791.562
WH INTERMEDIATE HLDGS LTD	HLF1	30	@NA	@NA	@NA	@NA
WHOLE FOODS MARKET INC	WFMI	30	36.321	75.465	97.692	106.239
WHOLE LIVING INC	3WLIV	30	@NA	@NA	@NA	@NA

WILD OATS MARKETS INC	OATS	30	@NA	@NA	@NA	-4.209
WILLAMETTE VALLEY VINEYARDS	WVVI	30	@NA	@NA	5.451	5.458
WIMM-BILL-DANN -ADR	WBD	30	@NA	@NA	@NA	@NA
WINN-DIXIE STORES INC	WNDXQ	30	952.179	984.965	1,057.46	1,241.21
WRIGLEY (WM) JR CO	WWY	30	498.935	575.182	688.47	796.852
XSTREAM BEVERAGE NETWORK INC	3XSBV	30	@NA	@NA	@NA	@NA
YAMHILL VALLEY VINEYRDS-REDH	3WINE	30	@NA	@NA	@NA	@NA
YOCREAM INTERNATIONAL INC	YOCM	30	0.979	1.849	2.315	2.679

Common Equity-Total[Y96]	Common Equity-Total[Y97]	Common Equity-Total[Y98]	Common Equity-Total[Y99]	Common Equity-Total[Y00]	Common Equity-Total[Y01]	Common Equity-Total[Y02]	Common Equity-Total[Y03]	Common Equity-Total[Y04]
-4.014	-5.036	2.682	3.27	2.303	-0.423	0.169	6.738	6.487
68.703	64.595	66.557	59.608	71.796	79.719	59.866	36.698	53.064
6,284.00	5,926.00	5,936.00	6,289.00	6,531.00	6,086.00	5,993.00	7,885.00	10,378.00
@NA	@NA	@NA	@NA	@NA	@NA	@NA	@NA	@NA
0.666	1.889	2.11	0.807	12.708	11.026	@NA	@NA	@NA
6.287	9.957	19.515	39.096	49.763	50.571	50.467	72.279	126.071
@NA	@NA	@NA	@NA	-0.016	10.744	-0.487	-0.89	@NA
15.64	18.873	24.411	33.618	37.012	50.041	62.31	67.428	71.171
269.259	300.85	326.035	339.515	340.212	310.235	294.988	301.684	@NA
11.49	7.596	8.342	8.931	9.394	9.139	8.416	5.603	@NA
4.459	5.178	6.188	6.033	6.631	7.838	8.691	8.752	8.966
3,465.15	2,833.83	3,211.65	5,608.00	5,171.00	2,014.00	1,013.00	3,026.00	@NA
@NA	@NA	@NA	2.423	3.804	-1.503	0.723	5.201	11.506
27.074	27.488	28.141	18.612	19.185	14.263	14.871	17.726	18.765
164.293	197.813	237.534	276.951	316.309	361.177	386.67	444.036	442.161
22.125	24.536	23.273	22.346	22.506	22.779	21.258	19.998	@NA
@NA	@NA	@NA	@NA	@NA	223.999	232.322	58.666	87.949
@NA	@NA	@NA	1.058	0.691	0.721	0.982	1.319	1.647
@NA	@NA	@NA	-32.131	-29.2	-62.354	-53.249	-65.842	-44.572
719.149	1,004.50	947.633	415.501	127.378	-667.458	-1,527.22	-3,311.92	168.689
63.161	60.434	63.261	63.982	63.604	69.203	73.29	84.569	100.266
572.3	724.1	803	900.6	985.2	954.2	892.6	1,655.00	@NA
@NA	@NA	-119.306	-109.389	-85.867	-96.02	-107.699	-188.775	@NA
49.702	39.578	37.623	36.127	37.484	37.972	40.854	42.082	@NA
@NA	@NA	-15.524	-30.338	152.389	131.73	106.66	85.06	58.093
168.455	204.109	341.882	417.829	-162.955	-139.754	-43.619	-11.626	31.777
@NA	@NA	@NA	@NA	442.802	383.298	401.952	408.294	477.977
1,793.86	1,382.87	1,505.71	1,518.24	1,475.11	1,076.64	1,407.50	1,948.76	2,400.29
@NA	@NA	@NA	@NA	@NA	@NA	@NA	950.2	1,011.40
13.292	63.763	86.857	80.468	105.51	122.935	116.349	122.634	126.529
@NA	@NA	@NA	@NA	0.859	-0.316	-2.293	-3.92	-2.556
3.102	2.35	3.775	3.506	2.706	4.196	5.758	8.945	11.728
@NA	@NA	@NA	@NA	@NA	5.688	4.803	@NA	@NA
4.651	4.25	4.915	4.27	4.601	4.872	7.232	@NA	@NA
@NA	-0.264	14.512	15.491	17.163	18.861	19.871	18.531	18.797
10.127	11.778	12.75	12.644	13.131	14.171	8.973	9.515	10.484
35.073	23.766	25.289	22.206	15.354	@NA	@NA	@NA	@NA
774.665	991.6	982.1	829.1	789.9	799.4	717.6	906.1	1,422.40
@NA	@NA	@NA	@NA	@NA	@NA	4,353.46	4,993.01	@NA
8.254	9.712	9.636	9.256	10.17	11.1	9.611	11.677	@NA
65.939	80.26	69.674	73.751	78.845	78.946	80.796	84.28	50.466
123.4	94.447	55.63	-40.031	7.86	33.407	51.885	302.213	334.036
@NA	@NA	@NA	@NA	0.169	-0.154	0.016	0.086	2.296
97.25	106.265	106.906	108.03	114.539	121.813	130.478	144.067	160.832
272.5	475.3	789.5	930.7	862.3	851.3	655.7	674.2	664.8
357	433	549.5	668.9	703.6	719	569.7	698.1	676.6

328.763	343.108	314.85	325.407	324.917	316.644	400.598	554.655	550.777
684.328	719.588	694.642	670.963	693.651	710.667	723.648	811	904
1,423.26	1,570.94	1,247.43	1,107.90	1,165.07	1,390.58	1,379.34	1,562.82	1,756.10
@NA	@NA	@NA	-147.766	-161.861	-160.208	-166.74	-145.758	-135.097
218.792	220.775	118.723	114.947	198.332	556.801	477.924	564.2	686.359
31.447	36.894	49.964	40.32	46.72	58.648	86.514	109.995	130.083
56.709	57.328	62.853	66.914	59.141	17.997	10.314	8.814	-41.549
275.557	596.171	930.074	637.996	697.832	585.779	689.098	2,184.60	2,271.80
52.499	77.088	55.956	94.556	64.203	45.642	-829.542	15.431	23.818
2,488.08	2,440.00	1,757.20	1,901.40	1,838.30	1,527.65	770.63	35.647	@NA
16.783	22.556	107.049	108.269	121.871	126.24	115.016	112.69	104.826
357.454	375.193	616.025	585.294	615.366	499.106	327.448	503.846	@NA
622.753	683.57	669.458	714.169	667.073	522.343	68.178	138.516	36.447
4,528.00	5,354.00	6,428.00	7,150.00	6,435.00	5,479.00	947	345	@NA
46.277	46.715	@NA	@NA	-148.644	-161.557	-8.781	-47.477	6.254
@NA	@NA	@NA	-1.631	3.764	2.583	3.036	3.665	@NA
10.603	10.379	17.459	21.581	25.983	26.415	45.947	36.351	51.611
5.358	4.919	9.264	10.107	11.724	14.554	11.875	14.162	@NA
@NA	@NA	@NA	43.391	63.308	69.174	17.766	@NA	@NA
391.898	521.754	681.292	902.09	1,097.18	1,221.39	1,312.05	1,510.88	1,502.26
@NA	@NA	@NA	@NA	@NA	@NA	-61.082	-60.015	-35.009
10.15	16.084	19.347	21.375	22.634	23.129	32.358	38.433	@NA
-380.381	-609.783	-700.984	-496.5	-392.903	-90.1	229.8	713.8	930.3
21.405	12.859	43.958	240.944	227.564	172.166	87.819	115.452	@NA
22.581	24.09	15.855	12.793	7.369	-1.189	-0.591	-3.664	@NA
46.298	59.137	78.337	92.612	109.513	145.169	160.099	193.145	@NA
144.798	152.982	167.168	178.12	182.43	204.247	211.826	256.112	279.167
129.498	159.047	174.049	216.216	280.838	335.058	420.181	529.13	659.582
12.737	13.708	10.39	8.829	2.289	2.068	0.88	1.93	@NA
119.667	129.416	142.299	152.62	162.477	157.407	150.021	144.545	128.517
5,668.00	6,216.00	6,698.00	6,858.00	7,176.00	5,373.00	957	46	-581
75.834	84.04	91.577	91.981	89.781	93.479	93.828	105.522	@NA
67.037	59.104	65.948	65.303	59.872	58.219	15.849	17.211	-0.22
11.996	14.864	18.535	22.958	20.398	15.789	19.056	26.041	@NA
@NA	@NA	738.7	726.6	892.6	221.2	-285.6	@NA	@NA
189.241	174.108	165.803	163.412	164.319	141.504	139.66	146.66	151.356
88.206	124.783	41.824	48.622	73.811	67.997	76.427	80.73	74.163
172.149	109.601	130.664	137.772	148.292	170.934	178.21	167.456	178.08
189.292	207.584	294.505	293.586	299.331	311.518	298.147	307.856	339.535
39.965	49.766	56.866	64.433	70.757	59.317	64.973	76.218	89.366
@NA	@NA	@NA	@NA	-0.014	0.344	0.266	0.293	@NA
@NA	@NA	@NA	@NA	-2.169	2.469	1.731	0.305	0.976
@NA	@NA	@NA	126.571	111.496	246.892	858.185	1,038.97	1,149.66
85.246	82.797	95.692	94.314	99.798	109.996	131.02	171.997	@NA
3.489	3.981	4.852	4.02	3.998	3.48	3.797	12.87	16.435
@NA	@NA	@NA	-78.955	-58.842	-42.119	-31.633	-29.928	-110.976
@NA	@NA	@NA	@NA	@NA	@NA	14.666	35.933	160.925
137.415	149.047	173.9	221.037	292.176	337.796	355.46	400.737	468.395
24.567	64.598	75.102	157.883	166.771	326.019	288.077	295.365	565.196
790	810.6	709.7	679.2	665.1	760.4	-1,346.70	-1,330.20	-1,411.70
27.87	18.759	10.582	4.242	20.078	19.408	9.038	21.626	65.473

-1.727	-2.576	-2.628	-0.998	-1.131	-1.307	-1.553	1.42	9.448
84.019	162.676	181.088	199.912	256.512	219.245	123.446	114.037	133.976
6.59	7.134	6.81	6.22	4.054	1.764	3.133	4.797	6.199
@NA	@NA	@NA	@NA	@NA	47.452	12.839	74.383	197.18
99.393	105.612	132.658	167.258	194.623	197.347	193.432	167.517	191.256
3.062	3.126	3.197	3.654	4.442	4.719	4.771	@NA	@NA
14.842	18.198	22.73	27.837	34.19	40.671	42.939	22.94	22.66
-2.863	-2.042	23.263	57.493	68.11	146.66	@NA	@NA	@NA
54.744	56.99	102.751	151.376	124.654	44.132	-120.009	-104.007	-920.556
59.465	38.368	-39.359	10.693	9.627	13.22	10.546	5.053	@NA
0.63	0.296	40.745	46.658	26.317	@NA	@NA	@NA	@NA
25.136	23.081	12.789	13.18	@NA	@NA	@NA	@NA	@NA
212.373	238.829	283.89	357.7	552.206	489.908	@NA	@NA	@NA
@NA	@NA	@NA	@NA	2,539.00	2,636.00	2,322.48	2,920.78	@NA
@NA	-0.061	-0.539	-0.341	0.961	-3.803	-5.497	0.924	@NA
@NA	@NA	133.056	110.02	122.076	116.489	134.434	125.051	@NA
18.936	19.628	23.442	25.805	28.129	24.753	17.319	12.53	@NA
125.478	116.902	-13.654	1.516	2.045	12.653	4.712	-3.617	@NA
12.327	1.311	-8.564	-9.658	0.259	0.243	0.588	1.892	4.412
2.695	2.237	2.216	2.367	3.929	5.505	7.138	8.723	@NA
33.713	32.947	52.938	54.161	51.728	48.398	42.634	38.92	36.259
832	837.2	833.3	809.9	828.1	929.4	1,056.40	1,318.70	1,548.70
93.961	127.361	168.589	179.233	191.674	194.842	228.602	300.084	349.001
6.632	10.179	8.33	6.871	6.811	1.325	-2.624	-3.932	@NA
@NA	@NA	@NA	@NA	0.237	-0.062	-0.704	-1.012	-1.3
19.158	47.317	52.128	43.701	53.421	46.44	39.093	43.898	53.093
28.573	34.32	26.885	33.021	43.38	54.751	63.409	69.297	@NA
13.019	12.262	11.912	-6.176	40.638	50.36	53.552	40.495	44.364
-27.571	-28.901	-26.198	-13.565	-16.404	-19.296	-21.971	-23.179	-24.905
36.638	41.467	47.848	43.009	43.319	43.002	48.095	55.171	64.066
50.752	55.862	52.862	44.799	50.329	61.493	71.419	72.581	86.532
200.325	243.434	264.292	266.109	260.845	262.485	274.598	261.488	283.615
97.056	58.262	63.457	66.54	70.369	45.46	33.754	26.281	@NA
0.167	0.545	0.698	0.714	0.808	1.524	2.009	2.271	2.665
420.592	414.103	409.931	353.775	370.912	407.278	453.113	513.429	537.966
157.164	180.859	188.674	180.614	201.333	198.837	208.22	321.739	341.885
25.562	30.231	33.702	37.329	34.917	30.534	28.785	30.634	38.753
4.012	-4.778	-5.756	-5.608	-4.544	2.022	@NA	@NA	@NA
165.761	196.775	115.873	64.497	135.274	121.1	69.3	31.9	182.8
@NA	@NA	-8.129	-14.362	63.308	38.981	18.075	9.692	5.11
@NA	@NA	@NA	@NA	@NA	@NA	32.29	41.766	38.245
@NA	@NA	@NA	11.992	9.733	12.982	22.471	45.576	66.481
@NA	@NA	@NA	0.497	-0.035	-1.086	-0.038	@NA	@NA
@NA	@NA	@NA	@NA	@NA	-3.942	-0.154	-0.133	-0.041
@NA	@NA	@NA	@NA	@NA	@NA	644.171	637.073	141.492
144.108	178.752	133.257	136.422	146.798	116.511	59.479	@NA	@NA
10,941.00	12,953.00	12,316.00	11,462.00	11,020.00	10,825.00	7,696.00	8,139.00	11,286.00
280.734	358.6	378.819	403.193	353.554	330.029	336.32	348.735	372.797
186.408	203.692	230.518	257.709	288.369	299.724	321.387	338.961	403.315
@NA	@NA	@NA	@NA	@NA	@NA	@NA	@NA	@NA
1.853	1.753	4.162	3.493	12.785	20.809	7.954	-1.331	16.86

500.505	351.097	316.488	365.91	409.465	422.752	449.646	514.987	817.595
313.378	380.48	461.41	749.345	475.609	475.9	381.2	495.6	674
4,908.08	5,567.99	5,414.97	5,010.65	4,562.09	2,872.80	3,249.58	4,081.12	@NA
22.207	23.558	23.137	25.803	31.797	27.651	21.101	14.82	10.651
37.461	132.253	120.113	94.15	45.916	17.172	-8.131	9.723	167.068
92.001	437.99	650.59	567.523	-90.395	-230.333	@NA	@NA	@NA
@NA	@NA	@NA	1,403.76	1,684.21	2,287.56	1,788.74	1,728.31	1,834.40
@NA	@NA	@NA	@NA	@NA	@NA	@NA	301.631	@NA
143.237	82.999	44.873	21.689	-77.865	-61.639	-31.121	-42.068	-2.711
@NA	365.665	443.801	525.844	590.872	678.431	875.568	819.305	@NA
9,402.00	7,023.00	8,228.00	9,459.00	10,574.00	12,825.00	13,588.00	14,685.00	@NA
5,981.00	6,812.00	7,770.00	8,172.00	7,480.00	7,849.00	7,932.00	8,495.00	9,311.00
@NA	@NA	73.682	78.172	79.601	76.905	81.118	87.004	92.669
35.576	45.086	55.196	61.237	64.712	52.905	31.002	17.071	@NA
4.772	5.355	4.737	4.295	4.242	5.553	5.694	6.657	@NA
@NA	@NA	@NA	11.381	3.092	2.162	-3.63	-10.176	@NA
154.428	138.981	169.518	246.767	297.016	355.815	425.83	517.03	620.856
74.906	97.305	123.538	162.066	218.054	241.858	258.274	269.533	@NA
@NA	@NA	@NA	@NA	294.054	387.552	510.514	701.373	@NA
@NA	@NA	@NA	@NA	@NA	-0.006	0.067	-0.042	-0.031
1,737.64	2,391.90	2,790.87	3,586.46	3,581.92	3,788.75	4,194.30	5,014.32	6,105.20
4,676.00	5,301.38	5,201.90	5,573.79	6,225.85	1,970.04	2,143.29	2,843.92	3,309.29
16.246	16.247	18.75	18.17	18.806	11.505	-0.699	@NA	@NA
@NA	@NA	-91.151	-144.225	279.382	237.454	168.182	115.443	@NA
307.503	348.836	406.905	478.133	547.879	540.284	553.077	631.93	698.487
@NA	@NA	166.8	422.2	400.1	423.8	472.3	542.8	@NA
98.757	110.551	119.494	112.933	116.503	113.267	144.748	183.688	217.883
-0.31	81.86	150.396	274.718	172.951	176.796	119.152	130.055	@NA
@NA	@NA	24.126	12.541	57.47	86.722	69.18	55.227	42.339
4,116.00	4,679.00	5,131.00	5,465.00	5,600.00	5,611.00	5,472.00	6,078.00	7,467.00
4,116.00	4,679.00	5,131.00	5,465.00	5,600.00	5,611.00	5,472.00	6,078.00	7,467.00
8.73	8.614	11.407	17.369	9.884	3.615	3.9	5.583	8.604
176.932	215.792	241.089	293.844	325.795	310.65	307.801	297.351	267.19
5.108	6.742	7.557	9.038	7.008	9.821	9.411	9.236	7.249
41.962	45.794	52.322	57.306	58.407	52.063	53.916	57.252	82.83
1,255.09	3,921.40	4,835.60	2,206.00	2,774.00	7,068.00	9,315.00	10,186.00	12,695.00
@NA	@NA	@NA	@NA	@NA	23.302	30.374	108.438	87.558
76.793	96.851	255.704	347.119	370.257	381.446	415.804	416.526	435.033
91.322	147.91	395.862	513.132	386.938	370.647	294.318	277.838	246.497
121.207	146.401	299.375	375.31	385.853	241.877	42.768	68.019	57.354
24.44	26.76	27.352	29.137	34.989	39.657	43.088	86.777	135.041
17.002	24.935	25.18	24.818	24.326	23.738	22.153	19.283	17.989
@NA	@NA	@NA	@NA	0.101	-0.68	22.821	14.951	@NA
23.096	26.85	45.31	46.56	46.726	42.601	42.866	42.691	41.551
37.422	45.892	52.58	62.339	63.927	37.497	35.441	37.346	42.901
6.202	8.536	34.628	52.315	62.338	70.002	78.358	118.031	127.026
28.096	76.457	93.154	55.512	54.844	49.34	-81.617	90.807	115.64
@NA	@NA	@NA	1.099	2.093	1.578	1.361	2.395	2.125
8.458	11.553	16.424	20.535	25.229	29.737	33.284	37.609	36.98
90.746	103.826	101.656	104.41	155.747	212.223	282.147	389.164	469.238
17.777	20.511	22.013	23.887	21.519	22.373	24.109	23.989	24.817

@NA	831.105	776.185	794.381	868.434	922.939	891.196	771.099	@NA
249.202	1,044.21	982.526	1,012.10	1,072.97	1,114.19	1,161.02	1,437.25	@NA
196.327	127.745	159.572	202.911	401.069	484.821	622.607	790.495	983.659
512.376	654.492	871.423	1,042.88	1,231.32	1,423.76	1,646.33	1,887.97	@NA
@NA	@NA	168.656	259.256	191.181	222.44	243.659	275.16	293.435
146.059	171.162	186.807	210.718	242.093	274.261	315.461	370.392	428.462
53.583	40.023	36.309	34.17	41.634	49.568	21.781	9.312	11.037
-13.865	-17.707	-0.82	-2.88	-4.312	1.662	-0.319	0.181	@NA
-0.072	4.115	3.354	2.233	4.631	3.405	2.093	1.679	0.964
5.063	6.75	6.029	1.954	-3.142	-5.793	-3.898	6.267	5.595
508.27	658.094	776.346	967.94	1,061.91	588.831	664.474	760.34	713.475
733.5	1,084.30	1,546.40	1,710.00	2,514.00	1,909.00	2,761.00	4,855.00	@NA
6.008	4.55	4.741	5.286	6.234	7.429	8.704	9.514	10.888
-26.208	3.109	-20.039	55.266	34.842	37.227	105.251	114.19	226.146
@NA	@NA	@NA	@NA	4.611	29.407	@NA	@NA	@NA
13.891	19.842	20.271	23.96	26.673	27.73	27.536	28.894	@NA
7.061	8.866	10.727	11.651	3.653	-3.949	-0.755	0.898	4.134
@NA	@NA	@NA	@NA	@NA	@NA	-35.286	-35.92	63.017
150.156	166.522	188.674	203.453	207.864	71.611	52.707	62.978	@NA
710	776	979	1,060.00	1,214.00	447	641	182	103
34.742	39.401	44.334	43.163	46.374	52.537	-21.241	-43.441	-44.916
@NA	212.668	379.932	418.965	400.239	413.821	205.086	200.66	216.597
5.731	1.251	1.085	0.157	-0.322	2.053	2.933	2.46	@NA
@NA	@NA	@NA	@NA	@NA	@NA	27.025	34.806	111.046
20.076	11.654	11.908	9.951	7.854	1.571	-4.29	-6.653	-9.329
12.785	3.597	-2.461	-6.388	-10.362	-8.094	-8.216	-9.31	@NA
@NA	@NA	@NA	4.199	3.199	3.409	0.056	@NA	@NA
@NA	@NA	@NA	@NA	@NA	@NA	@NA	0.45	5.603
0.831	2.162	5.89	10.03	13.796	32.637	49.204	52.927	45.831
39.242	-1.163	130.046	149.356	150.963	143.024	141.979	154.359	155.256
@NA	@NA	@NA	@NA	@NA	@NA	-52.348	64.681	36.025
12.379	15.279	30.482	31.984	34.685	36.696	32.215	25.392	@NA
210.698	243.447	266.718	258.562	252.184	148.239	@NA	@NA	@NA
66.447	105.332	214.454	272.531	287.534	306.598	221.223	245.612	@NA
8.206	8.463	8.701	10.509	10.92	11.138	12.974	16.343	22.357
581	916	1,193.00	1,593.00	1,160.00	1,161.00	767	792	266
@NA	@NA	@NA	-45.878	-61.063	-68.845	-82.721	-94.275	-90.186
1,890.20	2,576.60	1,563.60	1,743.10	1,904.20	2,023.20	2,002.40	2,118.20	2,286.50
126.245	142.814	160.183	183.982	219.89	269.152	486.217	525.64	602.263
41.051	86.73	91.5	97.208	104.32	153.104	159.952	166.235	161.312
@NA	-5.042	-8.147	10.846	65.561	143.984	213.357	241.993	327.461
39.925	43.188	37.922	50.738	53.738	47.645	50.008	51.348	48.113
281.752	412.749	451.986	1,312.85	499.873	543.095	518.667	744.437	815.994
54.676	57.961	58.056	54.235	45.323	23.857	1.199	-2.729	@NA
5.67	2.918	23.203	119.697	126.374	108.019	104.017	168.369	210.944
81.73	95.597	141.522	163.852	167.822	161.902	175.588	192.142	195.699
@NA	@NA	@NA	649	983	1,100.00	1,225.00	1,314.00	1,372.00
10.946	14.596	6.11	7.194	9.237	-2.354	2.338	19.833	25.416
462.669	532.544	643.234	568.11	606.763	651.295	649.062	786.251	663.694
-0.113	-1.046	-1.069	2.101	1.301	0.682	0.429	0.477	0.428
95.576	73.713	56.087	60.37	64.753	61.479	64.206	62.033	70.359

126.791	112.934	104.257	86.421	77.286	74.575	73.301	73.415	70.002
@NA	@NA	@NA	@NA	@NA	@NA	256.43	268.237	292.335
13.128	13.882	12.863	13.112	12.561	13.588	10.775	5.893	@NA
4,995.00	5,766.00	5,880.00	5,756.00	6,017.00	6,120.00	6,241.00	6,453.00	6,811.00
4,812.00	5,299.00	5,565.00	5,625.00	5,522.00	5,513.00	5,609.00	5,581.00	9,765.00
@NA	@NA	@NA	0.467	0.089	0.031	0.196	0.566	0.568
167.667	175.32	173.552	182.965	176.023	190.895	213.163	255.292	298.767
1,312.00	1,422.00	1,272.00	1,429.00	1,336.00	1,025.00	841	949	1,401.00
43.148	81.89	89.577	104.574	119.518	140.171	162.413	208.328	255.979
183.363	204.853	229.593	258.355	290.224	349.954	411.228	478.881	575.614
17.432	12.063	10.539	9.654	8.733	1.26	-0.967	-3.733	-2.097
67.193	139.37	157.17	210.686	159.102	196.02	@NA	@NA	@NA
@NA	@NA	@NA	@NA	0.171	-0.279	-0.459	-0.699	-0.686
0.934	8.04	1.824	-19.307	-14.271	-16.53	-20.847	-25.321	-21.345
800.261	916.881	1,351.83	1,708.75	1,942.33	2,228.59	3,009.60	3,646.71	4,619.68
465.731	480.307	171.164	176.714	-72.35	48.049	65.709	-64.755	@NA
52.47	57.887	57.268	56.42	47.392	50.25	54.135	62.147	70.203
@NA	@NA	@NA	@NA	@NA	@NA	-119.45	-127.724	-136.018
52.872	60.529	74.588	88.772	13.196	16.721	-4.241	-7.267	-55.53
@NA	2.457	8.547	9.923	10.346	9.85	11.833	11.82	11.317
5.807	7.026	9.116	9.482	10.957	7.197	-1.272	0	@NA
3,557.20	4,147.20	4,079.80	4,094.30	4,301.90	3,992.20	3,163.20	4,002.10	6,392.80
3,557.20	4,147.20	4,079.80	4,094.30	4,301.90	3,992.20	3,163.20	4,002.10	6,392.80
@NA	@NA	@NA	@NA	-0.094	-0.193	3.853	4.266	4.711
2,540.00	3,007.00	4,023.00	4,448.00	5,343.00	3,769.00	893	-659	-5,796.00
712.916	610.248	606.565	417.308	262.808	78.605	64.316	-298.083	-178.491
@NA	@NA	@NA	@NA	-0.378	-1.03	-1.346	-1.717	@NA
39.12	59.552	78.527	81.06	84.958	96.225	116.356	@NA	@NA
29.467	45.211	48.767	53.031	63.877	69.651	81.846	89.73	@NA
@NA	@NA	@NA	@NA	@NA	3,113.66	4,325.27	3,341.98	@NA
1.227	1.235	0.788	1.349	2.275	3.378	4.253	4.367	5.159
12.98	17.742	18.172	-10.186	-4.955	5.006	31.344	46.737	77.025
-3.08	-3.197	-4.769	-4.96	-0.606	-0.8	-1.123	-1.579	@NA
18.3	28.767	53.301	218.318	452.367	375.098	72.377	80.787	117.945
@NA	@NA	@NA	@NA	@NA	@NA	23.482	48.441	@NA
4.683	7.672	7.519	7.652	8.541	2.685	3.239	3.022	2.705
@NA	@NA	-5.159	-9.057	178.307	176.027	162.287	121.113	99.434
1.188	11.553	12.617	12.928	14.828	10.981	5.147	1.774	@NA
@NA	@NA	-0.111	-0.221	0.092	-0.002	-0.131	0.629	0.993
@NA	@NA	@NA	0.848	0.809	11.103	14.373	11.279	14.739
1.365	1.103	1.062	1.025	-0.069	0.15	0.832	5.194	3.741
183.883	268.426	315.433	379.127	458.139	463.321	499.481	533.457	603.469
228.88	243.865	255.671	262.763	280.165	319.093	382.621	447.393	549.293
1,631.28	1,591.50	1,300.88	1,138.26	1,232.55	888.407	914.594	983.152	3,986.60
1,489.70	1,703.58	1,910.88	2,038.76	2,441.58	2,519.54	2,394.62	2,742.67	3,118.68
@NA	@NA	@NA	@NA	@NA	@NA	-295.6	-312.6	@NA
7.12	5.263	3.669	2.608	1.531	-1.955	-2.857	@NA	@NA
32.987	44.335	73.442	78.184	111.947	257.235	438.18	595.625	@NA
@NA	@NA	@NA	@NA	@NA	@NA	@NA	25.513	-4.374
87.884	185.267	190.059	179.14	165.083	93.838	137.415	43.738	@NA
11.323	4.811	5.366	6.689	24.606	8.778	-0.603	-3.437	3.343

59.188	73.703	83.705	87.842	99.529	114.602	120.442	137.75	151.491
-431.7	-490.2	-371	-416.6	-51	-19	-18.8	48.4	54.2
55.147	56.429	55.022	61.395	51.085	46.884	59.862	37.866	68.326
17.776	33.752	98.379	287.291	377.978	468.881	431.297	450.34	518.961
6.158	41.1	74.942	61.547	58.41	59.99	45.124	54.328	69.31
8.226	10.859	12.629	10.03	13.304	14.646	15.565	15.584	20.07
2.066	2.304	1.123	1.419	3.571	1.435	-0.672	1.724	4.287
-105.483	-157.614	-172.011	-173.126	-266.099	-297.844	@NA	@NA	@NA
@NA	@NA	@NA	@NA	@NA	-7.874	-8.431	-7.617	-8.303
@NA	@NA	@NA	@NA	@NA	@NA	@NA	@NA	40.016
@NA	@NA	19.016	19.616	-42.41	@NA	@NA	@NA	@NA
@NA	@NA	@NA	@NA	0.392	-4.621	-4.539	-5.567	5.567
29.355	29.243	28.486	33.4	38.536	40.056	37.903	40.508	43.817
2,160.00	2,071.00	2,057.00	2,624.00	2,410.00	2,475.00	2,302.00	3,117.00	3,606.00
45.467	44.183	43.5	42.542	42.336	43.05	41.294	38.378	39.383
5.473	6.886	9.583	6.088	5.436	9.972	-4.401	2.745	5.203
19.755	28.07	37.99	40.184	65.769	174.498	168.273	190.332	211.928
11.111	5.159	3.223	0.901	4.865	2.021	-0.62	-0.379	@NA
50.442	80.504	119.046	143.627	403.767	366.091	376.541	414.596	552.534
77.626	135.32	157.457	172.706	340.728	377.985	411.361	452.079	434.7
15.879	16.914	14.918	11.35	3.01	3.11	1.426	2.376	2.146
5.821	15.141	15.237	7.872	9.19	6.457	3.434	2.509	-0.196
@NA	@NA	0.961	0.13	3.649	12.437	4.26	3.013	1.778
139.22	172.009	196.174	221.665	250.186	264.717	252.508	168.616	@NA
-0.074	0.754	0.999	-0.029	-0.031	-0.083	-1.019	-1.894	@NA
@NA	-31.86	-29.4	-26.532	-23.305	-20.445	-23.074	-25.56	-28.354
@NA	@NA	@NA	@NA	@NA	0.177	-6.374	-0.735	-1.462
102.198	112.78	125.956	137.251	161.904	162.102	176.092	196.528	215.042
@NA	@NA	@NA	284.876	717.942	814.2	632.383	481.186	@NA
83.883	95.323	119.816	170.249	233.503	421.933	489.87	521.356	562.361
5,353.40	5,420.70	5,803.30	6,180.50	6,402.80	6,114.00	5,741.00	6,460.00	7,238.00
1,164.00	1,210.00	1,110.00	1,039.29	934.603	530.806	354.217	436.757	@NA
2.776	6.015	5.482	3.801	4.869	4.924	5.332	7.912	10.909
46.899	70.01	83.655	87.423	93.546	102.928	106.518	121.776	159.544
55.162	40.581	26.101	17.323	4.388	-0.227	8.855	15.857	7.722
@NA	@NA	@NA	@NA	@NA	0.242	-0.512	-0.83	0.936
43.734	26.419	34.815	23.189	98.776	110.741	135.255	99.833	81.155
@NA	@NA	@NA	@NA	@NA	@NA	465.74	239.295	@NA
19.251	23.726	30.166	63.422	78.5	109.392	134.857	197.167	336.956
2.67	3.439	4.409	3.975	4.159	14.344	13.389	18.175	20.051
81.586	81.672	83.499	88.267	91.54	96.035	96.903	110.582	271.731
@NA	@NA	@NA	139.72	316.146	128.106	246.176	268.935	355.83
@NA	@NA	@NA	@NA	@NA	@NA	387.5	436.6	476.5
11.115	8.181	3.869	4.586	6.367	13.692	6.509	3.339	5.591
@NA	@NA	@NA	-1.187	-1.146	-0.434	-0.569	-1.393	@NA
@NA	@NA	@NA	0.402	0.226	0.207	0.045	-0.33	0.169
6.038	6.265	7.608	3.227	-3.032	-1.506	-10.874	-10.965	@NA
0.713	0.45	0.691	0.593	0.514	0.321	0.196	0.026	-0.245
1.055	9.201	7.809	6.952	5.66	6.875	3.579	1.623	@NA
6.409	8.579	11.03	16.245	18.796	20.782	25.907	25.054	@NA
@NA	@NA	@NA	@NA	@NA	@NA	-0.002	0.016	@NA

424.865	349.397	366.466	215.625	383.578	243.5	221	371.5	523.6
191.133	204.963	224.079	248.689	259.422	287.28	306.311	275.389	307.616
24.326	24.601	23.69	24.12	24.789	26.165	27.054	27.953	27.842
0.729	0.546	0.565	0.61	-0.159	-1.355	0.358	36.745	127.545
142.304	165.718	196.376	224.62	249.695	350.295	354.441	393.872	458.513
2.173	3.494	9.665	65.068	63.781	61.494	86.219	169.95	147.163
@NA	@NA	-8.835	1.146	5.853	4.033	-4.893	@NA	@NA
@NA	@NA	@NA	@NA	@NA	@NA	195.434	190.864	@NA
@NA	@NA	-9.357	-13.502	54.143	43.055	29.913	16.944	41.52
10.449	17.304	6.322	13.753	29.239	28.977	5.449	14.092	97.815
@NA	@NA	@NA	@NA	@NA	@NA	@NA	4.92	@NA
140.011	169.924	217.198	282.385	361.784	414.623	523.812	645.501	807.404
49.271	56.716	58.315	60.148	65.337	70.531	83.786	95.201	116.984
@NA	@NA	@NA	@NA	-262.435	-214.361	15.302	-10.287	114.044
9.141	8.918	9.281	11.438	12.271	11.05	11.721	18.098	19.202
68.476	73.264	71.946	69.301	74.677	60.041	61	38.584	@NA
28.553	25.782	26.301	25.864	23.963	19.705	14.523	@NA	@NA
125.967	165.872	217.646	281.96	359.258	424.888	499.871	576.74	684.369
@NA	3,401.73	3,864.01	4,366.27	4,248.01	4,673.00	5,118.00	5,478.00	@NA
272.789	299.772	321.782	354.033	357.431	359.436	398.065	422.509	412.7
272.789	299.772	321.782	354.033	357.431	359.436	398.065	422.509	@NA
2,962.51	3,961.23	4,663.69	4,785.24	5,900.42	6,545.00	7,288.00	8,036.00	@NA
9.932	10.708	13.354	14.668	18.56	16.431	14.24	18.95	21.202
4.059	1.218	2.988	3.889	3.992	4.49	3.713	7.549	18.12
-31.378	-28.231	-29.633	-48.201	-54.086	-49.802	-42.494	-36.914	@NA
@NA	@NA	@NA	@NA	@NA	@NA	@NA	240.336	290.171
@NA	@NA	@NA	@NA	@NA	3.292	2.282	1.361	1.308
4.631	45.957	44.381	54.143	47.832	49.018	36.094	36.565	34.634
3.04	5.462	92.586	114.907	105.262	102.276	107.972	101.81	96.315
20.545	46.243	60.868	68.338	79.456	99.842	124.423	155.101	@NA
25.353	106.207	109.603	112.127	98.151	96.879	72.928	80.709	93.161
@NA	@NA	@NA	@NA	@NA	-0.003	1.147	9.96	@NA
608.796	648.875	686.831	724.441	748.104	684.169	573.316	558.133	464.926
56.753	61.195	64.022	66.669	66.39	70.684	5.459	-9.077	@NA
199.779	395.273	344.764	308.274	304.911	411.019	755.69	820.748	@NA
1,669.73	1,741.05	1,525.61	1,581.37	1,609.26	789.266	883.867	1,081.53	1,335.79
34.637	34.805	110.377	125.524	168.173	221.3	275.368	359.414	167.134
1.011	3.429	2.868	2.437	2.315	2.428	2.588	3.013	2.935
41.264	50.46	19.071	54.952	83.453	106.585	118.346	147.708	181.003
67.181	70.508	73.494	74.65	77.359	77.145	66.013	70.544	73.743
688.958	619.43	572.118	375.863	364.089	7.547	-780.939	-872.44	-513.284
99.823	92.841	91.597	96.293	115.998	123.269	153.138	192.938	234.333
@NA	@NA	@NA	@NA	@NA	@NA	@NA	-19.71	-37.089
9.883	-5.673	44.391	81.045	144.779	169.133	158.967	257.942	@NA
83.953	93.077	98.277	83.121	82.017	74.576	78.55	84.054	97.046
17.629	21.019	25.594	30.252	68.624	105.136	267.975	455.156	496.154
-9.343	-12.016	-6.933	9.803	10.747	10.537	16.273	17.311	18.955
13.462	14.169	15.27	14.815	83.251	319.716	271.702	205.085	212.964
@NA	@NA	@NA	@NA	-0.03	-0.009	3.977	-0.339	-0.051
140.647	168.987	198.12	235.633	271.522	301.267	340.158	380.269	425.423
@NA	-1.005	22.034	12.143	9.273	3.39	-3.245	-14.062	-0.038

74.118	103.611	142.686	152.609	171.148	198.728	222.923	265.905	405.476
771.5	655.4	732.9	836	789.5	881.8	801.6	888.9	1,080.90
64.832	77.573	94.105	97.424	103.018	100.021	96.138	98	136.461
12.399	21.212	36.642	@NA	-7.423	2.274	5.295	12.609	15.294
56	281	344	80	195	310	360	428	141
4.139	14.432	17.479	20.844	24.785	24.571	21.459	22.471	24.302
172.132	191.043	203.187	149.611	147.679	123.855	42.131	54.209	77.846
107.4	122.4	177.2	177.3	128.5	104.9	60.9	136.6	197.9
1,714.00	1,915.00	2,219.00	3,171.00	3,820.00	4,528.00	5,199.00	5,921.00	7,189.00
31,125.00	34,438.00	38,880.00	42,557.00	50,492.00	54,824.00	63,706.00	79,180.00	########
31,125.00	34,438.00	38,880.00	42,557.00	50,492.00	54,824.00	63,706.00	79,180.00	########
4.806	7.149	10.335	13.137	14.143	13.077	9.989	6.524	5.168
61.683	68.343	74.537	81.829	94.732	185.663	209.621	267.086	341.7
46.565	41.255	42.64	39.058	12.614	@NA	@NA	@NA	@NA
83.783	103.729	166.232	202.542	227.165	262.565	293.985	357.368	442.988
87.969	102.295	102.94	118.684	127.164	130.361	152.642	86.959	106.848
@NA	@NA	@NA	@NA	@NA	@NA	-204.771	-284.115	@NA
-49.213	58.148	62.789	80.756	77.46	57.511	58.605	92.38	165.174
@NA	@NA	@NA	@NA	@NA	@NA	0	-0.027	1.329
@NA	@NA	@NA	@NA	-1.535	-12.113	@NA	@NA	@NA
@NA	@NA	@NA	@NA	@NA	@NA	@NA	199.247	-56.819
@NA	@NA	@NA	-0.052	-0.051	0.478	1.381	2.974	@NA
@NA	@NA	@NA	@NA	0.049	-0.103	-1.212	-3.163	@NA
8.919	10.417	13.087	17.038	16.795	17.55	17.026	11.677	11.107
@NA	@NA	@NA	10.199	-256.482	77.18	129.967	154.386	162.42
@NA	@NA	@NA	@NA	@NA	@NA	20.221	108.21	@NA
12.104	12.495	11.861	14.313	17.971	19.58	20.081	19.975	19.357
1,050.20	1,422.60	1,599.60	1,293.20	1,226.60	1,361.40	932.9	1,193.50	1,342.90
72.737	78.06	83.706	92.295	99.999	107.91	111.456	116.462	121.898
94.029	126.583	120.335	99.982	112.518	95.943	92.982	92.812	91.62
126.05	157.509	9.313	62.94	110.855	173.74	245.406	169.81	230.837
-2	-246	-287	-293	-316	-332	-381	-128	-53
11.855	17.775	16.712	17.092	17.137	19.636	18.793	18.15	@NA
1,462.66	1,294.66	1,278.74	1,480.53	1,537.39	1,603.19	1,667.70	1,845.14	2,067.97
233.605	257.434	301.282	327.732	377.764	418.502	454.869	504.891	550.474
18.74	1.127	5.85	8.619	0.13	-18.496	-27.158	-25.361	-19.731
@NA	@NA	@NA	@NA	-32.284	-25.995	-12.407	97	85.891
@NA	@NA	@NA	-0.02	-0.142	-0.382	-0.675	-0.66	@NA
111.736	104.072	120.842	134.163	141.615	134.109	103.139	111.142	139.289
1.123	3.137	2.08	-0.823	-1.205	-0.3	5.563	2.979	3.387
140.881	119.599	158.013	227.906	235.174	187.919	-113.512	-71.742	-48.881
172.555	201.805	230.089	250.221	263.961	293.853	292.969	284.054	318.972
@NA	@NA	@NA	-2.826	-4.194	-16.305	-21.252	-35.612	-42.213
@NA	@NA	@NA	@NA	@NA	1,165.45	1,033.21	1,009.38	@NA
338.683	313.387	294.443	155.024	154.36	176.931	139.85	53.188	@NA
@NA	@NA	@NA	@NA	-12.468	-14.601	-18.3	-23.333	-41.9
1,080.97	1,120.06	1,149.81	1,148.20	1,207.31	1,219.35	1,237.22	1,247.16	@NA
2.381	-1.83	-2.212	-2.971	-3.255	2.876	1.088	@NA	@NA
3.031	0.248	1.298	1.445	1.206	1.066	0.883	0.163	@NA
@NA	@NA	@NA	@NA	@NA	-22.945	24.43	-27.002	@NA
@NA	@NA	@NA	@NA	@NA	@NA	@NA	@NA	0.07

147.545	163.184	179.795	171.714	169.463	141.215	145.786	139.086	150
182.403	192.826	162.314	169.026	171.365	202.024	233.994	255.443	274.591
681.287	781.702	685.299	650.121	674.179	686.173	644.54	776.988	914.19
82.873	86.873	90.887	66.126	18.259	-21.21	-142.61	-63.731	-61.292
1.189	-2.172	64.414	66.488	71.688	66.436	44.833	41.704	44.666
8.831	16.052	22.571	28.001	32.739	26.429	-73.121	@NA	@NA
74.938	72.227	80.192	85.961	90.805	98.943	107.881	121.198	131.46
123.666	153.739	186.848	174.84	195.134	232.789	275.93	331.516	389.343
41.488	59.446	67.607	139.289	169.844	188.769	207.064	221.518	247.402
@NA	0	0	167.88	287.677	229.591	199.711	125.813	216.126
21.032	23.371	40.44	42.9	65.371	88.673	165.358	167.242	185.5
503.465	1,136.20	1,393.82	1,673.99	1,984.07	1,984.38	1,921.89	2,225.39	2,670.25
179.329	249.901	302.399	270.1	315.7	-132.6	-127.4	-93.4	-24.4
7.88	10.636	25.539	36.467	16.373	@NA	@NA	@NA	@NA
4.787	6.545	8.655	9.333	8.345	9.466	11.033	12.974	@NA
10.851	12.105	13.305	12.929	11.697	11.466	11.907	12.842	@NA
41.682	75.623	70.207	56.253	40.278	21.459	16.065	15.848	14.055
252.397	381.662	462.022	501.271	573.342	592.68	646.893	709.889	669.163
4,180.00	4,386.00	5,297.00	8,599.00	9,707.00	9,170.00	8,925.00	10,729.00	11,252.00
@NA	@NA	@NA	@NA	@NA	@NA	@NA	96.86	25.608
0.042	0.129	0.026	3.088	2.434	3.504	5.716	5.587	8.947
46.124	110.462	119.673	131.124	135.772	132.453	134.34	143.035	226.936
743.146	830.256	840.6	855.8	769.5	736.5	744.2	829.7	944.3
@NA	@NA	@NA	@NA	@NA	522.68	316.574	69.361	83.734
18.378	6.263	3.642	-1.244	-4.121	-7.085	-10.155	-9.903	2.916
278.934	414.342	483.956	522.444	570.035	594.473	644.852	1,012.00	1,253.90
357.255	337.964	375.657	401.386	428.003	458.317	590.487	703.136	860.95
16.141	29.776	37.74	36.148	38.891	35.468	28.017	28.741	38.455
@NA	@NA	@NA	@NA	@NA	@NA	-4.543	-6.624	49.233
@NA	@NA	41.455	67.303	81	79.1	68.2	72.2	91
@NA	@NA	@NA	-0.408	-1.116	-1.429	-1.55	-1.944	-0.173
@NA	@NA	0.247	0.038	80.26	105.821	85.432	80.968	109.213
41.02	43.368	45.785	50.34	56.683	63.661	68.036	70.551	68.948
@NA	@NA	30.899	28.286	27.475	37.834	61.378	46.961	@NA
195.509	238.671	286.037	329.024	374.502	401.112	506.791	592.102	713.605
@NA	@NA	@NA	@NA	@NA	@NA	@NA	360.765	432.723
34.403	42.522	50.063	54.493	65.833	89.413	97.66	111.521	131.867
1,965.33	1,191.48	1,137.12	1,460.54	1,441.09	1,395.58	1,534.95	1,635.45	1,725.61
2,396.03	2,806.45	3,338.04	4,815.42	5,400.99	6,040.74	6,649.07	7,874.29	7,627.61
@NA	@NA	@NA	305.266	315.163	285.439	264.247	267.401	277.043
-5.879	-4.441	2.281	3.514	4.559	4.343	3.14	3.78	6.371
4.05	95.529	113.595	112.072	102.115	101.135	52.66	56.593	64.783
3.609	3.89	3.423	3.825	4.399	3.659	3.389	4.017	5.92
16.539	15.734	15.402	14.286	11.525	9.18	7.773	6.056	8.296
3.163	-0.714	0.802	1.234	1.142	-4.823	@NA	@NA	@NA
@NA	@NA	@NA	@NA	@NA	@NA	@NA	92.849	283.983
2,090.80	2,341.40	2,707.50	3,083.00	3,495.20	3,916.60	3,478.20	4,493.30	5,733.80
4.54	4.827	34.294	79.213	58.635	63.283	59.859	49.762	50.559
@NA	@NA	4.565	8.935	50.822	60.379	64.726	61.058	75.455
123.203	131.502	139.505	138.603	165.29	250.127	272.618	279.169	289.836
73.677	71.322	69.26	77.329	77.439	50.064	23.324	31.272	70.677

146.589	151.212	158.755	175.286	187.741	188.994	194.102	189.086	202.651
@NA	@NA	@NA	@NA	@NA	@NA	-11.563	153.403	@NA
5.351	8.208	302.704	467.166	507.749	528.644	254.432	267.557	143.168
@NA	@NA	@NA	@NA	@NA	@NA	-223.683	-264.536	252.899
@NA	@NA	@NA	@NA	@NA	-0.333	-0.576	-0.154	1.713
@NA	@NA	@NA	@NA	0.681	1.105	1.972	2.564	2.976
@NA	@NA	@NA	@NA	107.749	77.581	-52.353	@NA	@NA
280.545	250.446	283.215	301.367	342.231	362.464	336.193	382.837	394.186
@NA	@NA	@NA	@NA	@NA	@NA	-13.975	5.485	87.127
116.882	118.24	123.449	128.701	124.326	123.755	110.805	109.536	111.206
53.473	63.374	68.403	75.322	67.112	81.929	85.209	88.752	@NA
@NA	@NA	@NA	@NA	-0.037	-0.373	0.833	0.162	-0.086
1,814.55	2,117.19	2,444.38	2,810.19	3,063.78	3,413.68	4,461.16	5,116.12	5,563.60
172.407	172.805	177.108	182.484	181.532	114.905	115.227	121.367	135.454
@NA	@NA	2.045	5.025	2.055	1.039	0.869	1.774	1.924
19.37	31.926	51.599	46.484	45.103	17.968	6.982	-2.036	7.217
@NA	@NA	-3.655	-15.701	28.825	28.396	@NA	@NA	@NA
8.313	-2.94	2.347	2.213	7.586	4.69	3.627	4.485	8.336
@NA	@NA	-0.778	-4.6	-7.305	-10.889	-11.165	-12.381	-2.523
@NA	@NA	@NA	@NA	-0.069	-2.5	-2.536	-3.124	-1.906
20.383	27.774	9.211	0.174	3.63	0.4	0.04	-0.481	2.227
799.2	822.3	1,300.00	1,099.10	1,211.20	1,375.80	1,137.30	1,847.70	2,343.00
@NA	@NA	@NA	@NA	-58.147	-75.982	@NA	@NA	@NA
283.387	324.308	371.405	448.717	495.543	591.801	689.613	842.083	1,005.03
527	705	960	920	754	199.6	237.7	255.7	289.1
1,997.40	1,401.22	1,807.98	2,244.37	2,158.50	1,719.23	2,141.10	1,528.83	@NA
@NA	@NA	@NA	@NA	-54.153	-32.167	414.673	671.136	756.2
5.236	5.682	5.717	5.984	6.15	6.694	7.417	7.791	8.384
4.752	5.458	12.924	14.683	16.597	19.389	22.303	25.244	28.265
113.208	161.945	207.768	271.283	324.051	333.441	236.042	247.714	281.27
-130.281	-175.285	-208.144	-238.835	-82.01	-139.056	-199.806	-222.203	-242.981
673.485	764.22	666.85	-1,025.15	-794.692	483.707	350.616	370.273	452.048
-109.236	126.047	109.528	94.653	52.408	55.247	13.977	5.036	@NA
-33.316	-256.459	-215.61	-141.734	-78.006	-58.253	-227.656	-186.971	310.739
13.194	18.892	22.274	25.21	21.311	21.561	28.419	35.114	45.559
130.85	138.095	150.948	164.07	170.633	183.557	181.257	211.758	212.461
34.892	27.327	-63.118	-69.903	87.5	3.36	17.805	20.077	27.545
170.963	252.319	309.494	316.377	332.046	333.581	291.947	303.183	284.17
708.6	691.2	925.1	1,277.00	637.3	674.2	746.8	957.2	1,018.00
232.056	283.596	311.656	316.95	322.435	303.804	298.749	280.519	308.681
@NA	@NA	-0.301	12.836	18.239	53.733	63.612	71.962	81.921
18.161	49.912	149.759	171.213	141.468	@NA	@NA	@NA	@NA
516.899	559.829	537.764	582.373	623.469	607.155	619.064	613.633	654.31
@NA	@NA	@NA	@NA	@NA	@NA	@NA	-44.221	-49.576
438.949	459.608	735.46	745.131	780.254	796.769	713.962	721.577	887.152
@NA	@NA	@NA	@NA	27.85	31.675	25.044	21.38	@NA
27.583	28.031	29.315	32.657	31.465	25.711	23.602	30.219	36.044
71.284	173.68	255.022	218.205	155.037	138.809	85.588	91.405	170.769
@NA	@NA	@NA	@NA	7.139	10.684	-13.206	-10.371	-25.236
205.754	218.269	141.04	240.036	262.649	301.022	323.311	372.132	435.235
23.639	174.873	194.197	@NA	@NA	@NA	19.263	23.604	34.116

1,781.42	2,548.95	2,278.89	1,902.67	1,784.30	1,708.53	1,575.05	1,789.72	@NA
45.963	56.798	70.646	82.814	105.121	167.696	199.657	239.923	291.017
176.201	288.289	343.85	@NA	@NA	@NA	-63.123	-8.119	-21.345
@NA	@NA	@NA	@NA	-0.935	-0.555	-1.458	0.133	-0.829
4,370.43	3,941.36	4,200.36	4,761.69	3,763.94	2,971.00	3,350.56	4,091.41	@NA
1,055.30	1,164.38	966.821	1,053.23	1,061.78	477.719	371.381	397.441	@NA
2.623	2.593	172.686	231.224	270.166	179.297	166.455	180.882	@NA
3.501	4.472	6.021	7.87	8.181	10.52	11.624	9.882	9.224
@NA	@NA	@NA	@NA	6.346	0.479	-0.385	-1.233	-1.383
2,860.81	2,656.71	3,507.79	4,241.95	3,507.90	2,969.70	2,628.69	3,689.45	@NA
16.563	19.194	17.07	14.502	19.193	26.246	25.431	25.333	67.732
473.609	113.667	299.974	583.175	692.569	1,213.89	2,202.20	2,574.50	3,799.76
17.755	25.543	29.642	24.08	25.773	29.716	33.684	35.879	42.584
50.738	57.187	79.643	110.282	112.104	119.693	132.111	154.139	202.394
-16.287	5.017	68.646	73.467	87.138	126.337	118.369	116.723	122.424
2,127.80	2,785.30	3,081.50	1,905.10	-384.9	-988.4	-1,114.90	1,290.30	1,376.50
45.066	36.981	44.131	63.369	86.029	81.224	36.176	38.515	45.376
115.794	214.677	226.884	261.274	288.358	288.532	308.862	352.564	@NA
37.036	42.961	48.258	44.476	43.533	44.286	50.151	51.963	63.015
147.557	151.696	111.848	106.884	107.859	117.44	149.093	142.515	212.839
8.043	7.629	8.172	8.958	9.208	6.534	6.702	7.855	@NA
@NA	@NA	@NA	@NA	@NA	0.692	1.412	1.634	5.093
128.746	139.925	142.935	150.04	159.912	159.898	162.343	173.351	180.332
62.664	114.259	113.27	106.84	93.925	95.892	83.373	93.685	104.697
55.506	65.895	76.828	85.64	132.795	84.06	76.73	68.98	68.543
@NA	@NA	@NA	@NA	@NA	-6.766	-8.632	123.987	154.387
@NA	@NA	@NA	0.709	-0.495	-2.339	-3.284	-4.875	@NA
@NA	325.478	376.44	597.896	743.057	654.64	452.799	584.2	472.9
@NA	@NA	@NA	@NA	@NA	@NA	@NA	1.372	-4.934
20.315	3.866	-7.503	-16.344	-10.223	-12.122	@NA	-0.143	4.074
391.776	437.171	490.933	451.515	447.301	498.698	429.153	478.508	577.277
0.879	0.774	0.683	2.756	2.368	1.602	0.87	0.304	-0.035
-0.322	-0.877	-0.254	0.837	0.67	0.906	2.106	2.424	1.689
76.834	86.968	90.88	82.698	77.432	81.416	90.664	104.291	112.184
11.161	16.751	45.291	44.486	42.678	45.649	37.736	33.792	34.352
5,856.00	5,176.00	6,137.00	6,361.00	7,160.00	6,443.00	5,865.00	6,756.00	7,021.00
54.737	67.968	78.657	102.752	118.212	127.193	139.349	124.905	128.863
117.844	113.03	109.225	115.236	111.753	119.035	130.068	143.348	144.504
38.923	36.451	39.793	15.991	15.432	-7.451	10.934	11.033	9.993
15.012	11.931	11.167	10.476	14.506	17.755	12.669	0.622	1.787
14.683	49.161	62.941	56.139	59.961	60.574	63.688	68.729	75.936
@NA	@NA	@NA	@NA	@NA	@NA	@NA	-4.258	596.296
327.914	436.16	413.845	285.075	264.154	181.684	142.596	239.062	@NA
41.558	102.223	186.721	203.931	184.206	183.707	142.819	79.671	112.522
26.085	23.678	22.554	22.282	25.902	18.687	@NA	@NA	@NA
49.794	75.546	109.239	144.718	164.681	173.372	177.945	184.929	@NA
@NA	@NA	@NA	3.222	2.868	1.512	-0.633	-1.159	-1.796
100.329	128.618	172.552	232.176	233.769	263.795	295.115	298.424	518.929
600.706	617.563	668.938	650.6	740.4	814.3	999.9	1,310.30	2,174.00
40.044	45.704	53.278	59.605	65.845	72.399	79.22	144.534	167.921
1,839.81	2,229.02	2,728.58	3,136.50	3,426.06	4,119.81	5,293.82	5,456.00	5,423.00

197.15	196.58	262.421	305.225	319.828	405.222	552.441	732.64	916.948
116.983	180.731	204.273	256.833	500.328	406.803	273.748	215.818	191.153
31.873	30.925	30.273	28.444	22.968	19.121	5.668	3.855	@NA
434.126	676.898	793.734	791.858	776.603	770.11	-416.757	-363.177	-261.443
88.808	98.645	105.394	95.403	108.958	131.595	139.019	143.978	166.888
12.073	25.031	97.194	122.179	160.808	339.14	@NA	@NA	@NA
11.677	12.888	12.473	14.813	13.238	10.714	11.452	11.572	12.173
@NA	@NA	@NA	0.877	5.891	3.966	3.202	3.491	5.944
0.023	22.124	26.948	29.887	32.57	29.046	27.204	24.798	25.08
@NA	@NA	@NA	@NA	-0.834	-1.264	-1.011	-1.159	@NA
@NA	@NA	@NA	8.561	86.142	68.634	65.405	65.977	73.863
@NA	@NA	@NA	@NA	@NA	0.074	-0.14	@NA	-0.208
22.232	26.037	26.05	28.583	30.665	33.582	34.846	32.43	31.895
27.329	32.122	61.04	77.44	108.36	147.788	135.725	152.656	180.857
11.129	12.803	13.422	13.501	21.904	22.054	24.702	24.838	26.598
224.666	177.088	121.099	96.435	144.574	103.126	89.1	116.971	128.904
40.353	43.841	45.925	44.206	47.061	50.279	56.046	60.271	63.165
@NA	@NA	@NA	7.72	5.624	3.264	3.7	7.034	@NA
@NA	@NA	@NA	@NA	@NA	@NA	@NA	-0.651	6.368
706	714	833.646	1,093.00	1,338.00	1,307.56	1,445.88	1,289.93	1,424.20
@NA	@NA	0.044	0.025	1.013	1.048	1.463	1.461	1.636
32.854	36.041	35.768	37.828	38.799	37.987	26.612	26.873	31.27
3.367	1.13	1.393	0.273	0.675	0.391	0.775	-2.807	@NA
13.509	9.164	2.589	35.359	50.042	32.326	17.416	23.295	7.19
22.45	52.601	44.734	43.168	37.461	39.409	44.632	62.09	7.215
-39.253	49.813	70.463	83.136	101.719	@NA	@NA	@NA	@NA
40.341	63.398	97.632	133.539	129.276	114.736	125.127	124.317	81.379
-0.942	-1.501	-0.268	-0.476	-0.017	-0.059	-0.09	-0.149	-0.057
440.2	465.9	470.6	484.9	478.4	428.9	128	-39.9	-68.5
3.528	4.012	4.474	4.676	4.874	4.68	4.886	5.357	@NA
@NA	@NA	@NA	0.219	27.835	15.864	7.281	6.931	4.178
287.062	231.002	209.075	294.5	351.5	263	191	194.6	@NA
138.783	180.236	187.303	113.821	106.533	84.843	39.697	27.997	46.785
237.863	237.88	239.277	238.888	222.896	249.935	285.493	304.289	374.042
3.398	13.907	19.252	21.542	23.882	19.106	19.689	21.343	23.743
5,394.00	5,286.00	5,700.00	6,354.00	6,675.42	6,879.47	7,302.00	9,246.29	@NA
16.209	19.027	29.872	77.387	92.431	161.703	178.669	189.293	216.369
@NA	@NA	@NA	@NA	-5.385	31.634	@NA	@NA	@NA
15.313	48.043	65.097	110.668	122.088	134.293	105.261	107.109	102.595
@NA	@NA	@NA	@NA	@NA	@NA	@NA	@NA	-81.787
31.295	96.858	123.328	280.515	1,057.88	1,229.26	813.439	468.192	755.514
104.643	114.091	190.908	211.67	222.454	235.728	299.906	424.048	471.656
27.798	21.095	10.977	1.604	-5.232	-8.189	-28.8	-44.558	@NA
@NA	@NA	@NA	@NA	@NA	@NA	832.894	@NA	@NA
15.372	13.168	13.329	13.75	12.126	12.849	13.168	@NA	@NA
8.148	-0.305	-0.728	-0.052	0.721	1.213	1.908	2.287	@NA
2.772	4.473	1.958	2.118	2.167	0.332	-3.554	-7.468	@NA
16.067	16.478	39.721	49.566	53.069	37.339	39.761	32.243	31.329
172.571	274.995	321.779	355.627	421.669	472.577	474.679	510.355	618.206
@NA	-26.364	-26.105	-20.579	-15.462	-15.487	-108.817	-174.709	-180.772
@NA	@NA	@NA	@NA	@NA	-0.121	49.778	65.235	147.161

@NA	@NA	@NA	5,803.00	6,409.22	6,931.14	7,286.63	7,368.75	@NA
39.536	39.677	40.008	39.009	40.112	35.963	29.017	29.247	@NA
348.082	418.04	502.122	569.43	614.105	672.933	753.523	814.858	351.686
5.959	1.717	3.115	9.136	12.967	17.659	25.275	32.969	@NA
1.13	-3.203	-3.95	-4.192	-4.304	-5.015	-5.724	-6.197	@NA
1.414	2.765	2.666	3.386	2.658	1.321	1.225	-0.012	1.129
379.3	425.1	518.3	562.2	606.4	529.3	559.4	637	688
101.917	95.022	75.227	66.826	72.337	70.397	62.018	61.197	65.948
16.735	19.691	24.102	24.463	25.127	25.477	26.417	28.832	30.951
@NA	@NA	@NA	@NA	@NA	@NA	204.105	199.473	219.8
34.092	32.907	164.904	300.669	115.725	112.105	144.295	188.758	288.674
672	776	765	1,287.00	1,310.00	1,123.00	247	306	527
672	776	765	1,287.00	1,310.00	1,123.00	247	306	527
0.506	-0.652	-0.763	-1.149	0.462	-0.465	-0.078	0.608	1.111
116.175	147.815	223.612	277.29	305.28	330.343	303.459	331.751	401.177
30.647	89.334	195.518	364.888	386.426	414.095	435.762	490.417	695.601
2.61	3.919	-5.814	-3.157	9.284	-53.463	-72.05	-79.512	-102.238
0.106	26.473	136.866	151.478	149.432	100.331	-87.212	@NA	90.429
-2.672	-1.007	0.185	-2.346	-4.003	-0.257	1.041	-2.22	-3.638
43.757	49.056	61.569	72.677	88.621	99.904	47.37	48.773	@NA
@NA	@NA	0.287	0.393	0.433	0.303	0.065	@NA	@NA
@NA	@NA	@NA	@NA	-2.943	-3.535	-3.109	-3.4	@NA
@NA	@NA	@NA	@NA	-0.324	-0.439	-0.551	-0.507	-0.356
@NA	@NA	@NA	@NA	@NA	@NA	382.3	424.8	@NA
2.394	@NA	10.395	11.78	13.718	10.796	@NA	@NA	@NA
@NA	@NA	@NA	@NA	@NA	@NA	29.521	48.694	59.402
245.297	220.545	214.775	221.398	247.223	263.726	268.89	300.109	403.333
4,977.60	5,445.00	5,921.00	5,932.00	5,824.00	6,090.00	6,500.00	6,976.00	7,990.00
5,717.00	6,337.00	6,082.00	5,330.00	5,051.00	4,766.00	4,758.00	4,544.00	9,807.00
6.901	7.564	8.115	6.128	8.198	10.322	12.84	14.071	15.267
16.735	17.127	17.783	18.553	17.313	17.653	18.828	17.885	18.309
-2.219	-5.962	-9.952	-11.269	-10.303	-15.238	-16.347	6.239	-1.47
@NA	@NA	@NA	@NA	145.084	121.79	@NA	@NA	@NA
2,128.00	2,623.00	2,850.00	3,257.00	3,919.00	7,391.00	14,322.00	15,785.00	16,700.00
92.9	-311	-476.7	-52	231	-431	-2,262.00	-2,011.00	-3,087.00
@NA	@NA	@NA	@NA	0.014	-0.802	-1.856	-2.203	@NA
60.684	60.702	55.643	47.733	38.24	33.982	25.219	34.936	40.756
@NA	@NA	@NA	@NA	-74.85	-78.737	-88.711	-88.037	@NA
6.23	6.972	6.876	6.739	6.902	6.586	6.3	5.48	4.63
-1.306	-1.529	-1.981	-2.318	5.583	2.655	3.038	0.323	-0.33
@NA	@NA	@NA	@NA	@NA	0.377	0.802	15.856	22.366
@NA	@NA	@NA	@NA	1.972	2.436	3.853	5.527	6.478
27.317	31.828	32.847	33.078	31.387	17.582	3.859	4.025	6.086
74.928	85.501	96.637	111.038	124.734	136.639	203.563	232.541	291.528
@NA	@NA	@NA	@NA	16.488	38.286	@NA	@NA	@NA
@NA	@NA	@NA	@NA	@NA	0.035	0.057	-0.122	-0.154
2.474	1.944	2.308	2.802	3.357	3.124	2.662	2.983	3.274
27.635	39.272	54.226	63.447	95.291	114.779	201.047	115.885	74.471
@NA	@NA	@NA	3.805	9.299	4.437	@NA	@NA	@NA
5.146	7.287	9.059	7.648	7.218	7.04	8.259	10.392	12.638
330.502	313.984	419.352	306.792	44.151	94.285	134.568	166.877	394.124

@NA	@NA	@NA	@NA	3.431	0.64	-0.043	-0.26	@NA
8.69	2.34	2.082	5.166	3.387	2.462	0.513	1.029	@NA
121.602	120.9	131.296	162.88	301.057	347.026	409.76	518.863	636.093
33.471	33.383	34.678	33.064	31.421	31.365	30.249	30.658	@NA
@NA	@NA	@NA	@NA	@NA	641.579	631.081	381.068	416.536
-484	-441	-1,134.00	-881	-1,399.00	-1,617.00	-4,468.00	-4,328.00	-4,080.00
26.312	33.162	41.457	53.365	62.21	72.597	144.452	156.875	168.543
1,358.00	1,497.80	1,764.20	2,110.60	2,249.10	2,252.60	2,600.70	3,246.40	3,762.40
1,358.00	1,497.80	1,764.20	2,110.60	2,249.10	2,252.60	2,600.70	3,246.40	3,762.40
@NA	@NA	@NA	@NA	-2.9	3	180.7	216.1	264.5
@NA	@NA	@NA	0.001	3.515	3.552	6.108	7.855	9.66
732.3	824.833	765.615	730.664	761.306	770.042	819.72	934.536	1,054.44
9.043	11.466	12.147	13.425	16.98	16.881	17.829	21.969	23.308
115.698	129.835	141.187	154.685	152.126	124.967	60.158	56.025	72.393
1,383.96	1,547.30	1,683.45	1,853.86	2,309.46	2,528.92	2,583.52	2,520.91	2,982.45
62.296	68.726	76.307	79.567	66.25	59.504	59.279	59.248	60.74
61.894	63.734	68.755	72.692	73.813	73.112	79.16	78.029	98.087
@NA	@NA	@NA	@NA	@NA	0.014	-5.663	@NA	@NA
33.641	44.689	-119.313	@NA	-160.006	-177.39	-161.252	-139.75	@NA
0.318	1.865	4.787	5.047	5.32	3.93	4.23	4.895	@NA
@NA	@NA	15.531	27.538	124.88	128.884	85.787	49.537	37.43
11.88	11.429	13.396	14.492	14.749	17.693	22.515	22.311	24.673
@NA	@NA	@NA	@NA	21.576	16.756	5.739	2.74	2.399
13.128	-16.337	-6.04	0.138	9.927	19.349	11.536	22.975	18.478
@NA	@NA	@NA	@NA	-87.172	-88.348	-97.19	-111.49	-126.682
121.137	128.919	142.052	152.88	176.288	180.426	183.217	191.6	216.758
7.63	8.384	114.914	117.679	117.126	64.861	@NA	@NA	@NA
516.233	577.181	655.727	993.205	1,010.59	1,015.00	1,105.72	1,261.48	1,447.79
@NA	@NA	@NA	@NA	@NA	@NA	-64.714	-56.611	57.935
3.5	2.794	2.305	4.719	3.569	2.807	2.165	1.66	@NA
35.458	40.8	50.458	-36.718	60.522	79.308	86.549	120.504	173.978
12.585	12.194	15.953	19.819	22.02	41.841	44.585	50.442	42.248
@NA	@NA	@NA	6.534	5.206	5.769	8.858	0.387	@NA
@NA	@NA	@NA	@NA	@NA	835	995	1,106.00	1,333.00
38.514	46.099	63.12	48.184	63	74.236	96.995	119.718	134.507
2.448	2.533	2.842	3.575	3.804	2.663	2.543	4.029	@NA
@NA	816.434	1,198.30	1,184.00	1,550.00	1,777.00	1,951.00	2,108.00	2,161.00
@NA	@NA	@NA	@NA	-2.653	-17.624	-19.233	-22.049	-35.195
110.204	112.151	173.43	168.987	205.193	206.64	221.032	229.16	239.929
@NA	@NA	@NA	@NA	@NA	55.651	82.051	-48.381	-7.548
3.222	3.647	3.981	5.064	5.608	6.743	7.796	8.953	10.19
2,236.63	1,870.32	1,645.94	1,623.74	1,283.21	889.728	851.871	1,086.03	1,288.81
17.246	13.725	11.267	7.656	6.552	5.231	6.152	5.333	@NA
28.013	19.559	12.082	8.328	21.446	20.49	21.164	27.984	28.609
19.418	18.698	12.327	6.754	5.24	4.503	5.697	3.012	@NA
@NA	@NA	5.492	201.407	134.131	135.003	92.697	144.286	102.113
@NA	@NA	@NA	@NA	@NA	@NA	97.585	189.757	@NA
@NA	@NA	@NA	0.005	0.001	-0.428	-3.613	-7.158	@NA
@NA	@NA	@NA	@NA	-0.83	-1.936	-3.754	-5.427	-7.351
@NA	@NA	@NA	@NA	@NA	14.533	15.943	19.133	47.044
@NA	@NA	@NA	@NA	22.705	27.752	80.607	119.148	151.39

63.225	76.307	83.336	90.772	94.087	109.369	128.207	136.604	139.835
1.125	100.214	108.262	231.683	633.728	450.203	279.138	275.319	270.037
@NA	@NA	@NA	0.412	1.255	2.339	0.782	1.562	0.03
26.809	27.535	27.871	19.171	16.871	12.098	9.644	6.68	4.923
504.4	595.3	697.4	773.9	901.8	951.8	1,061.70	1,714.60	@NA
97.388	109.079	121.776	119.194	123.856	120.78	114.096	120.73	128.337
40.559	63.072	165.504	292.5	239.156	168.095	337.885	173.13	103.584
9.373	9.966	8.649	9.717	9.461	6.347	2.22	2.58	3.301
0.39	5.086	4.373	3.555	2.177	0.765	-0.201	-0.938	-1.783
7.695	13.039	6.716	0.472	50.372	49.572	7.576	5.351	3.837
28.827	17.371	1,345.12	1,262.60	1,177.46	1,063.19	168.147	146.174	-177.609
36.028	38.005	63.677	66.651	68.451	69.041	68.609	68.659	69.196
@NA	@NA	@NA	@NA	@NA	-2.566	-1.296	43.733	64.598
4.669	4.361	4.283	4.011	4.161	4.44	4.195	4.371	13.323
7.986	7.661	7.765	22.02	41.979	24.259	25.919	15.235	12.613
@NA	@NA	@NA	@NA	-110.866	-134.467	-112.876	-20.671	-34.1
-1.929	-0.815	-0.495	-0.089	0.868	2.153	1.431	3.04	4.77
7.708	10.002	170.298	756.925	1,068.96	1,206.75	611.671	663.132	663.247
1,155.07	1,223.86	1,352.02	2,108.40	2,261.40	2,016.60	2,247.20	2,046.80	2,156.00
696.06	1,155.85	1,044.60	1,256.59	1,112.87	1,034.50	906.05	1,067.69	@NA
15.082	18.56	22.494	16.131	21.345	11.336	11.212	11.45	11.928
47.619	41.655	38.886	45.982	43.116	50.606	59.226	75.555	63.907
15.992	26.814	34.76	69.466	123.434	220.959	278.903	371.76	380.926
1.813	4.504	-0.218	2.373	4.201	1.345	1.618	5.994	-3.229
56.729	61.563	62.293	54.519	47.989	52.032	58.236	66.471	66.082
4,598.01	10,425.00	10,856.00	10,959.00	10,823.00	11,290.00	8,870.00	9,162.00	10,551.00
@NA	@NA	@NA	@NA	@NA	@NA	375	399.1	@NA
16.22	44.612	106.672	122.002	102.062	83.29	59.246	67.17	69.945
1.376	2.216	3.266	3.609	4.098	3.709	3.757	@NA	@NA
@NA	@NA	@NA	@NA	@NA	-0.047	-0.739	-0.969	@NA
32.419	22.622	24.165	22.791	22.754	22.592	21.34	31.898	31.197
160.023	189.427	224.497	252.626	273.889	280.15	381.423	398.704	538.179
@NA	@NA	@NA	0.183	-0.533	-0.492	-0.173	-0.158	@NA
@NA	@NA	@NA	@NA	303.721	128.626	-45.697	@NA	@NA
5.719	9.34	9.698	18.423	22.905	15.077	19.802	29.066	-3.19
36.276	47.061	62.437	75.456	90.471	99.575	103.023	75.364	63.511
@NA	@NA	@NA	@NA	@NA	@NA	30.075	65.755	169.969
10.19	16.091	4.98	4.353	0.444	-3.131	0.082	@NA	@NA
@NA	750.8	1,299.10	1,502.70	1,674.90	1,755.90	1,881.10	1,904.50	1,872.50
@NA	@NA	10.61	17.185	86.032	113.471	133.531	180.334	@NA
28.944	28.317	16.239	14.545	21.559	-17.245	-30.84	-27.755	-25.583
@NA	@NA	@NA	1.756	7.873	5.437	1.871	-1.701	-3.735
@NA	@NA	@NA	@NA	@NA	@NA	-0.432	-1.817	@NA
59.325	25.706	104.172	134.395	148.764	165.933	199.374	252.779	289.264
5.588	11.822	15.882	18.312	18.716	14.812	11.81	12.71	5.78
91.437	124.475	150.763	154.226	167.182	197.902	260.493	287.006	303.112
308.445	418.8	522.47	576.103	718.539	805.696	744.966	788.661	911.87
4,256.00	4,811.00	3,245.00	2,637.00	2,669.00	1,600.00	1,609.00	1,587.00	1,861.00
@NA	@NA	@NA	695	908	1,110.00	987	833	1,133.00
@NA	@NA	@NA	-1.159	6.434	13.373	3.407	@NA	@NA
190.29	145.644	80.235	71.79	78.599	85.498	90.69	138.774	167.549

137.396	177.869	197.033	231.968	270.191	323.506	376.012	655.781	1,114.09
390.866	468.865	534.036	621.433	820.357	861.948	946.178	1,010.89	1,134.67
2.285	1.36	0.624	-0.054	-0.595	-0.496	-0.184	-0.194	-0.332
36.692	42.072	52.869	74.852	78.177	81.439	79.695	88.706	222.807
158.463	171.865	181.85	155.329	145.421	136.077	140.785	196.427	379.403
4.891	120.614	271.235	422.556	589.108	873.682	1,353.48	1,788.84	@NA
1,106.01	1,060.71	1,095.61	1,204.91	1,252.71	1,230.67	1,108.22	1,344.39	1,510.19
48.926	55.908	65.023	66.658	74.508	79.537	89.767	106.372	131.44
16.329	106.466	202.687	224.993	239.46	271.17	321.453	378.975	@NA
10.682	24.673	29.135	34.55	42.4	45.122	15.354	9.485	@NA
527.459	754.778	1,084.60	1,830.28	3,344.16	2,523.75	2,007.03	2,190.00	2,351.00
@NA	@NA	@NA	@NA	203.514	229.649	174.277	189.582	212.542
276.976	277.928	459.555	470.481	509.557	477.905	571.832	716.813	773.763
6.884	14.794	16.943	23.672	24.789	27.285	30.678	33.604	@NA
@NA	@NA	@NA	@NA	@NA	@NA	-0.229	7.553	17.302
16.464	13.452	11.281	8.837	-13.336	-18.147	-11.801	-11.225	@NA
@NA	@NA	@NA	@NA	@NA	@NA	496.3	198	@NA
589.979	593.597	664.655	668.1	669.01	643.665	499.052	597.294	670.264
11.094	11.814	12.811	10.611	11.159	11.825	11.673	12.209	13.022
0.194	-0.458	-2.384	-3.788	-5.973	@NA	@NA	@NA	@NA
452.3	496.552	342.363	273.134	264.272	225.087	205.82	146.881	@NA
73.322	137.815	170.695	174.239	377.275	598.393	692.257	662.29	884.771
89.736	95.352	98.099	90.878	90.322	89.273	61.194	62.182	@NA
15,399.32	15,074.45	17,085.10	17,273.45	20,527.00	21,666.54	23,236.40	27,627.98	33,345.86
35.957	40.568	49.89	50.046	45.5	49.374	36.735	30.281	24.802
5.168	9.509	9.461	11.165	11.581	8.979	10.372	11.761	14.119
102.297	128.951	161.282	210.589	243.591	288.117	349.184	400.304	462.925
@NA	@NA	@NA	@NA	@NA	61.858	128.296	395.348	@NA
126.725	158.388	161.854	160.698	169.582	140.04	139.162	150.949	132.659
1,656.92	1,584.83	1,349.01	1,335.62	1,439.61	1,551.48	1,882.12	2,107.58	2,486.39
124.552	211.133	256.256	312.22	498.023	551.752	638.686	709.063	779.055
28.68	36.492	38.345	42.842	43.35	33.204	33.712	34.581	37.687
151.164	166.051	217.81	374.017	358.382	147.31	@NA	@NA	@NA
@NA	@NA	@NA	@NA	@NA	@NA	@NA	-0.373	6.406
424.639	399.705	401.093	431.084	448.395	451.878	511.052	576.2	590.6
24.193	29.906	35.405	39.508	37.233	31.866	23.193	20.605	23.009
@NA	@NA	0.803	0.953	0.883	-0.623	@NA	@NA	@NA
@NA	@NA	@NA	@NA	@NA	@NA	-0.799	-1.38	-2.988
77.839	100.516	138.735	175.009	253.392	271.173	302.676	311.088	292.421
1,648.31	2,009.02	2,397.92	2,835.79	3,451.32	4,014.05	4,421.62	5,052.00	5,524.00
71.596	86.622	96.408	94.165	90.81	78.464	75.778	-6.802	-2.482
10.485	12.452	15.838	18.549	25.608	23.678	25.002	39.267	50.727
51.53	85.242	88.369	87.522	79.077	79.522	81.614	91.168	88.866
18.203	20.938	23.207	22.577	23.49	17.366	12.119	11.992	@NA
414.711	473.592	737.94	1,159.26	1,190.55	1,294.98	404.013	411.845	444.292
2.863	5.813	4.343	2.235	8.901	9.523	11.261	9.489	10.368
7.293	10.096	6.42	11.852	11.331	9.268	11.775	11.796	7.892
743.8	629.7	390.5	552.3	608.2	1,715.30	1,692.40	2,067.20	2,127.80
7.223	24.708	30.915	36.917	26.45	@NA	@NA	@NA	@NA
@NA	@NA	@NA	@NA	@NA	-133.185	-147.56	-166.002	15.339
453.246	487.935	520.965	541.731	494.154	415.29	319.001	248.588	205.405

134.691	141.185	146.197	162.301	164.815	172.174	178.432	161.922	163.534
167.285	180.465	195.294	190.036	188.022	184.821	180.341	164.951	162.283
@NA	@NA	@NA	-0.369	1.24	3.447	2.037	3.363	3.622
@NA	-8.879	-10.019	109.698	106.406	105.652	@NA	@NA	@NA
1,369.40	1,332.40	1,500.00	1,562.20	1,636.50	1,555.50	1,255.10	1,205.30	@NA
@NA	@NA	@NA	662	982	1,062.00	1,419.00	1,594.00	@NA
40.014	45.026	53.651	118.114	134.7	232.51	326.729	407.82	495.372
2.145	1.743	1.668	-3.785	-10.666	6.133	10.826	16.636	35.208
10.896	-9.611	-2.955	-5.638	-8.724	@NA	@NA	@NA	@NA
479.235	521.707	320.363	335.079	360.584	391.231	362.008	297.483	284.72
884.82	1,062.56	1,132.37	1,141.63	1,095.83	1,100.62	989.819	694.214	883.295
317.133	345.232	291.576	305.045	@NA	@NA	@NA	@NA	@NA
@NA	@NA	@NA	1.701	43.322	32.69	36.879	66.514	44.969
73.954	62.094	61.588	65.563	83.357	70.207	66.299	51.225	48.649
-1.596	4.855	1.222	1.241	3.052	-4.377	-12.624	@NA	@NA
@NA	@NA	-3.356	-3.012	6.799	1.283	-2.413	-9.829	-5.238
22.397	35	40.015	41.176	43.836	43.738	42.899	35.063	45.403
35.822	44.451	53.486	44.849	50.813	55.076	59.012	63.643	67.563
226.666	274.175	327.353	394.199	436.724	735.203	765.778	844.615	738.269
3.802	7.381	33.702	45.314	53.564	61.891	65.8	65.374	68.725
19.403	17.846	49.359	60.82	64.205	70.12	137.035	144.781	207.436
@NA	@NA	@NA	@NA	1.171	1.754	3.03	3.009	8.348
6.391	5.202	-7.844	-10.564	-38.122	-41.415	-42.045	-39.01	@NA
@NA	@NA	1.142	-2.77	@NA	@NA	@NA	@NA	@NA
-7.749	-6.411	2.11	15.385	14.895	12.803	11.854	12.372	14.611
@NA	@NA	@NA	@NA	@NA	@NA	0.081	0.012	-1.039
-1.164	-2.485	-0.792	-1.963	-1.058	-1.074	-0.515	-0.762	@NA
17.622	17.279	15.436	19.461	21.19	23.848	25.419	28.684	@NA
@NA	@NA	@NA	@NA	@NA	@NA	@NA	@NA	@NA
4.258	4.812	5.584	6.414	7.502	7.951	8.432	8.588	@NA
16.875	23.606	28.515	27.692	30.092	28.445	26.413	25.418	29.735
@NA	@NA	@NA	@NA	@NA	@NA	@NA	5.821	61.956
14.147	28.339	30.177	27.272	19.757	12.064	9.603	@NA	@NA
11.963	15.581	21.344	23.137	24.812	28.182	31.735	42.299	@NA
7.168	4.872	7.874	16.965	18.059	61.282	64.739	35.11	30.993
9.111	9.107	10.793	11.411	11.272	9.959	9.453	9.648	10.464
1.641	1.539	1.598	1.585	0.607	0.291	0.182	0.212	@NA
12.529	11.372	11.568	11.99	11.321	11.303	12.077	15.452	@NA
947.5	1,000.20	995.7	1,014.20	995.4	977.7	978.9	1,004.80	1,018.30
@NA	@NA	@NA	@NA	@NA	3.901	4.908	5.288	@NA
@NA	@NA	106.402	44.5	163.1	173	176.8	221	262.1
409.176	463.753	534.45	602.564	690.422	778.143	912.281	1,062.30	1,109.73
106.315	133.01	165.493	205.036	363.365	347.95	306.159	288.817	322.545
21.245	20.12	22.084	21.542	21.071	23.829	25.648	31.325	35.432
128.86	134.086	131.267	134.261	152.787	151.971	154.145	165.616	174.034
-71.7	59.6	98.1	432.8	451.5	595.4	769.2	876.7	@NA
63.269	107.641	167.781	234.432	297.907	372.146	416.303	362.551	397.5
3,169.00	3,215.00	2,984.00	4,365.00	3,982.00	3,923.00	3,395.00	3,680.00	3,642.00
3,169.00	3,215.00	2,984.00	4,365.00	3,982.00	3,923.00	3,395.00	3,680.00	3,642.00
-185.269	-162.847	-496.326	-534.088	-658.357	-725.061	-743.652	172.235	155.636
-0.64	-0.661	-0.665	-0.7	-0.71	-0.678	-0.744	-0.747	@NA

@NA	@NA	@NA	@NA	-5.667	-7.023	-8.748	-4.048	-3.871
@NA	@NA	38.295	51.675	32.75	38.308	8.087	6.645	-3.629
@NA	0.436	1.786	7.92	5.557	@NA	1.324	2.261	4
868.382	977.381	1,015.11	1,094.13	905.91	683.285	624.136	731.427	901.719
31.512	34.708	21.212	22.854	21.412	5.391	0.417	0.675	2.431
157.702	173.405	190.687	209.482	217.357	237.713	314.367	383.355	526.933
@NA	@NA	-11.932	201.077	102.019	44.854	@NA	@NA	@NA
81.072	98.241	154.298	218.522	6.892	-131.367	-96.762	-95.765	-94.852
922.228	1,032.08	1,056.08	1,045.98	1,004.68	781.735	609.086	1,089.63	1,269.85
301.181	248.129	247.037	228.866	228.705	185.907	144.027	111.956	106.881
@NA	@NA	@NA	@NA	@NA	0.032	0.005	0.076	-0.106
1.89	1.977	2.272	2.587	3.019	3.536	4.14	4.71	5.138
47.94	56.813	71.088	76.185	93.081	65.997	69.534	71.371	@NA
1,145.60	509.3	-185.967	-6.535	412.156	499.434	508.603	725.813	859.133
213.567	241.163	263.399	279.663	317.218	341.393	365.29	437.202	395.614
2.555	1.034	-1.363	-0.988	-0.671	2.663	2.493	1.054	@NA
1,002.83	1,168.15	2,178.09	2,180.16	2,301.00	2,212.79	2,979.84	3,740.05	3,743.26
2.779	1.701	0.102	0.109	0.004	-0.003	-0.036	-0.082	@NA
6.045	33.86	31.344	29.208	18.866	-8.745	-13.047	-20.315	-7.09
6.826	7.999	8.966	4.547	2.834	1.282	-0.187	@NA	@NA
1,681.60	1,303.20	1,589.90	1,806.30	1,694.40	1,344.10	1,144.50	@NA	@NA
@NA	@NA	@NA	@NA	69.963	66.134	81.668	@NA	@NA
@NA	@NA	@NA	@NA	-118.409	-103.388	-77.156	505.209	546.618
43.083	50.808	61.733	75.129	80.688	80.447	60.222	58.701	56.271
63.537	71.02	110.717	182.675	@NA	@NA	-25.376	19.767	@NA
-5.743	0.198	-0.751	-1.105	-2.143	-1.754	1.775	0.761	2.092
77.444	115.832	123.71	128.883	51.875	-16.207	-7.923	-3.787	@NA
44.748	42.844	44.455	46.988	54.448	69.975	116.949	138.764	157.797
212.545	272.546	310.295	372.228	497.728	477.899	462.932	447.399	480.442
@NA	@NA	@NA	49.401	69.041	81.985	98.775	127.206	159.514
@NA	@NA	@NA	@NA	@NA	@NA	2.99	3.64	-1.937
390.45	@NA	@NA	@NA	@NA	@NA	398.37	396.66	@NA
809.5	887.5	959.1	1,015.10	879	1,009.40	1,001.60	1,003.80	1,012.90
@NA	@NA	@NA	-0.17	-0.17	-0.205	-0.771	-1.531	0.445
91.413	182.879	214.777	244.37	389.891	453.501	494.985	515.116	@NA
35.444	38.828	40.207	41.481	34.749	25.534	22.296	29.078	100.092
28.72	31.368	32.25	35.246	36.579	38.054	32.808	33.488	35.45
-0.299	-0.19	-0.065	0.206	0.195	0.179	0.225	0.276	@NA
8.933	15.628	19.193	9.851	-0.432	0.497	-2.589	-5.377	27.428
0.321	0.293	0.235	0.615	1.441	1.674	4.907	12.087	20.36
75.181	73.797	81.995	67.46	78.233	58.422	58.509	50.271	60.731
1,938.44	3,429.40	6,136.90	12,332.60	17,033.20	31,737.40	24,081.30	26,369.00	30,292.00
6.256	6.479	6.278	5.421	2.344	8.493	12.434	14.066	21.181
@NA	@NA	@NA	@NA	-34.587	-27.45	@NA	@NA	@NA
@NA	@NA	@NA	@NA	@NA	-1.075	-1.164	-1.721	-5.231
4.34	11.466	23.072	83.01	85.74	43.182	34.91	@NA	@NA
995	2,337.00	3,281.00	5,151.00	5,190.00	3,033.00	-2,483.00	-5,916.00	-7,680.00
@NA	@NA	@NA	@NA	@NA	@NA	@NA	76.788	@NA
56.435	46.763	68.586	60.4	54.477	37.453	21.164	34.43	63.625
8,225.00	8,225.00	7,393.00	8,001.00	8,662.00	9,575.00	10,651.00	12,354.00	12,655.00
563.75	595	633.082	667.639	919.037	952.915	1,012.00	1,033.75	1,077.00

123	827	1,124.00	2,592.00	2,220.00	-469	-6,442.00	-10,141.00	-12,184.00
@NA	@NA	@NA	24.361	41.901	-166.366	-29.705	127.081	226.116
90.145	102.024	109.441	111.055	114.893	120.344	47.631	40.947	31.566
5,901.00	6,087.00	7,173.00	12,474.00	9,735.00	10,248.00	12,455.00	14,852.00	16,384.00
@NA	157.73	726.23	1,397.48	1,545.94	1,625.51	1,331.50	1,140.87	@NA
-2,623.50	-1,360.00	-810	-447	-646	-2,326.00	-3,002.00	866	@NA
75.82	223.308	370.563	406.009	478.439	538.681	558.884	672.978	731.203
4,306.00	4,073.00	4,378.00	7,117.00	7,662.00	8,369.00	8,355.00	11,707.00	14,008.00
3.999	2.65	2.046	4.088	4.076	-1.895	-2.467	-1.564	-0.308
@NA	@NA	@NA	@NA	@NA	-1.8	0.018	0.131	0.075
99.878	115.898	191.583	214.562	235.769	266.862	263	304.749	356.769
5.192	4.747	3.987	4.062	3.303	3.681	6.493	9.198	@NA
@NA	@NA	@NA	@NA	@NA	@NA	27.317	31.486	-16.825
@NA	@NA	@NA	-0.415	1.594	-1.315	@NA	@NA	@NA
5.593	16.731	17.116	17.146	15.214	7.449	8.31	6.063	@NA
56.696	77.151	166.36	207.169	257.794	322.502	633.852	765.073	1,067.22
-4.165	-4.399	-4.298	-3.968	-2.459	-0.995	1.857	3.409	3.593
-797.51	725.309	593	-117	-358	-2,615.00	-4,921.00	172	-434
63.162	128.493	153.667	161.527	156.935	155.61	158.432	167.239	233.384
12.628	17.516	8.844	0.252	@NA	-8.499	-11.7	@NA	@NA
44.424	52.373	62.734	70.108	69.981	71.173	74.092	77.496	85.528
269.26	392.2	459.134	558.859	635.176	687.652	619.131	664.789	702.978
-23	147	518	867	464	491	535	689	1,024.00
@NA	@NA	@NA	@NA	@NA	@NA	7.346	11.152	23.093
@NA	@NA	@NA	68.508	185.43	179.854	324.169	385.846	474.19
38.349	22.962	7.955	27.845	49.065	-15.863	-17.518	-56.794	@NA
16.371	21.23	24.183	27.045	30.654	33.604	36.634	36.143	46.108
175.231	207.102	175.913	170.488	191.911	225.811	242.02	265.494	294.655
13.875	15.409	10.492	11.177	13.859	14.974	12.082	10.658	10.631
-13.238	-11.944	5.784	1.678	-12.625	-29.036	@NA	@NA	@NA
3.241	2.66	3.183	2.947	-1.123	-31.592	-42.765	-49.572	-92.175
7.826	5.885	6.598	8.778	17.976	-0.138	-5.828	-7.256	-3.881
@NA	@NA	@NA	@NA	@NA	@NA	-0.195	-0.353	@NA
@NA	@NA	@NA	2.998	3.065	3.387	3.704	4.544	1.131
7.776	9.523	4.991	5.623	6.402	6.013	8.324	7.396	10.065
@NA	@NA	@NA	@NA	150.401	2.797	@NA	@NA	@NA
@NA	@NA	@NA	@NA	@NA	@NA	@NA	@NA	346.505
@NA	@NA	4.818	26.649	85.394	@NA	@NA	@NA	@NA
170.744	208.424	209.259	244.533	262.921	264.837	248.033	226.658	220.623
-64.586	@NA	44.525	27.072	-35.6	-33.638	-39.195	-36.777	@NA
33.37	36.004	42.117	48.93	53.356	49.841	51.992	97.955	119.185
@NA	@NA	@NA	@NA	-0.674	-1.704	-1.809	2.054	1.8
17.996	27.835	32.425	49.822	14.685	13.829	7.739	4.508	0
130.237	177.568	201.222	229.996	263.355	269.812	237.037	241.92	276.517
7,610.00	7,610.96	8,398.87	11,459.27	9,353.88	8,146.14	9,002.65	10,065.32	@NA
14.595	12.481	13.85	15.145	15.793	16.475	17.043	19.058	23.043
@NA	@NA	@NA	2.615	2.954	-0.049	0.005	-0.342	-0.169
178.368	226.512	345.771	379.36	367.228	130.98	73.981	22.162	164.574
-76.195	-79.263	-33.853	181.878	196.371	245.271	199.262	248.293	312.426
1.156	1.216	1.237	1.222	1.166	1.109	0.949	0.049	-1.447
319.412	359.087	342.919	206.907	195.548	440.651	338.994	276.61	259.227

25.282	31.765	10.4	1.879	3.418	5.443	9.547	-25.799	@NA
312.004	343.131	370.903	403.09	-464.918	-551.465	596.75	660.884	732.921
12.806	-0.551	61.063	218.539	334.208	379.965	451.712	537.494	707.522
14.171	39.848	64.663	70.141	66.926	87.428	96.97	106.959	117.711
1,155.28	2,628.98	4,372.50	4,402.61	4,801.00	5,392.00	5,308.00	5,563.00	5,971.00
@NA	-1.424	5.492	58.32	38.655	45.913	77.817	201.117	298.776
2.211	2.369	1.37	0.526	1.37	1.189	1.4	0.989	1.167
@NA	@NA	@NA	-4.767	-2.389	-2.821	-3.374	-6.059	-3.006
@NA	@NA	88.822	56.69	66.747	90.11	95.604	111.341	122.54
2.407	70.873	54.878	49.986	23.981	4.2	2.642	-16.853	@NA
5.156	5.761	6.409	7.376	8.185	9.019	10.256	10.832	12.91
119.929	225.598	274.568	301.716	304.164	322.42	329.201	360.869	402.738
-5.832	-12.205	-84.51	-74.351	-74.269	118.725	159.221	151.737	245.184
319.583	333.639	374.015	387.655	232.542	249.314	295.936	436.391	492.788
@NA	@NA	@NA	@NA	@NA	@NA	@NA	18.567	74.573
2.353	2.708	2.988	2.927	3.162	2.283	1.11	1.346	@NA
348.371	395.118	440.588	494.772	536.084	590.049	647.643	709.111	773.169
@NA	@NA	@NA	@NA	-131.256	-123.823	-102.325	-231.861	@NA
@NA	184.535	-142.561	117.305	124.987	144.651	169.288	167.688	353.553
158.879	196.217	242.208	291.962	378.125	468.159	549.592	656.238	789.455
49.252	57.296	67.483	74.941	73.166	39.492	38.95	35.456	39.847
@NA	216.925	183.149	179.368	183.807	130.994	100.135	95.812	122.816
21.794	22.765	23.138	21.322	14.381	6.751	-3.136	-1.811	0.102
3.159	2.185	1.917	1.203	0.785	0.648	0.549	-0.871	@NA
@NA	@NA	@NA	@NA	-28.021	-6.741	13.793	12.865	15.608
23.202	54.601	65.842	69.538	95.69	101.581	105.53	110.062	116.468
1.929	-2.937	-3.347	-2.745	-1.754	-2.487	3.372	2.825	-0.788
@NA	@NA	@NA	1,774.00	1,961.00	2,133.00	2,499.84	2,854.69	3,458.23
209.222	232.763	236.963	222.95	232.374	201.412	200.635	179.351	209.502
207.995	210.614	220.102	241.992	275.624	318.862	354.901	360.804	385.861
8.362	-4.771	-23.627	-29.838	-7.28	-31.104	-28.867	-6.673	30.398
@NA	@NA	-2.079	-1.788	-0.271	-0.947	-1.347	-3.948	-4.28
@NA	@NA	@NA	@NA	23.797	29.895	105.199	@NA	@NA
4.453	6.055	7.995	8.264	8.945	7.752	6.939	7.392	7.069
69.574	72.655	81.653	143.874	160.247	115.506	61.549	52.452	55.89
@NA	@NA	@NA	@NA	@NA	@NA	@NA	@NA	@NA
395.7	445.851	371.252	409.38	459.776	490.989	359.958	1,002.09	1,214.19
780.377	646.285	730.799	731.93	748.976	739.434	682.814	776.4	878.863
@NA	@NA	@NA	0.017	1.355	0.582	2.217	3.827	5.362
@NA	@NA	@NA	2.08	2.444	-1.088	-1.804	-2.458	-2.652
2.354	4.439	-3.203	3.424	4.509	4.201	4.792	5.58	5.26
0.146	0.854	14.833	18.701	13.965	23.753	17.597	55.207	58.504
@NA	@NA	0.672	-8.57	158.918	117.816	123.908	137.288	186.39
@NA	@NA	@NA	@NA	2.282	-0.274	@NA	@NA	@NA
11.389	12.129	15.405	60.943	101.908	118.458	132.671	160.487	163.978
1.5	1.57	8.68	8.809	7.489	@NA	@NA	@NA	@NA
76.505	96.308	164.365	195.54	253.533	319.643	396.615	489.886	@NA
7.492	47.086	51.171	56.972	63.681	73.727	144.031	166.711	186.215
107.335	116.455	168.871	183.718	208.538	219.967	280.545	320.186	375.178
11.238	58.775	186.105	311.094	422.7	595.434	749.527	871.257	669.326
-5.304	-2.863	46.13	46.695	35.253	-1.288	6.603	-3.75	-3.865

6.766	6.429	5.551	6.096	6.873	6.921	4.096	@NA	@NA
@NA	@NA	1.413	126.835	105.326	78.006	22.491	97.625	75.152
@NA	@NA	@NA	85.405	64.529	45.735	1.861	@NA	@NA
6.515	6.293	4.675	6.918	7.893	8.672	8.48	10.179	13.982
7.006	7.96	9.391	11.63	10.148	10.566	11.186	13.058	@NA
1.768	3.378	2.505	6.569	12.481	29.163	24.841	22.11	12.817
26.997	103.169	136.432	172.991	102.718	159.826	229.388	261.593	260.627
2.504	3.215	3.414	3.208	3.459	3.207	3.001	3.353	5.117
@NA	@NA	@NA	@NA	@NA	-0.039	-0.823	2.894	2.118
1.979	8.325	88.19	78.371	41.252	27.622	19.476	22.228	26.438
-0.153	3.894	12.112	20.072	10.577	5.032	0.758	0.794	-0.838
-1,253.88	-1,315.87	-1,021.75	3,721.16	4,150.25	@NA	@NA	-7,075.07	@NA
@NA	@NA	@NA	133.954	156.271	288.571	468.356	631.244	722.315
@NA	@NA	@NA	202.528	231.371	368.62	540.464	@NA	@NA
@NA	@NA	@NA	2.2	2.417	1.43	1.417	1.12	1.599
57.787	67.748	80.402	96.048	108.318	132.324	141.871	@NA	@NA
@NA	@NA	@NA	132.961	265.011	276.386	186.153	209.296	160.865
@NA	@NA	@NA	@NA	@NA	@NA	-36.562	-58.071	@NA
-85.205	-59.921	-74.874	-66.077	-40.572	2.953	36.33	89.879	141.821
19.433	28.621	71.828	47.626	36.982	22.419	-45.552	-26.449	-12.061
@NA	@NA	@NA	@NA	16.006	26.29	127.959	185.693	238.251
37.902	48.459	87.917	100.799	129.567	223.721	109.8	108.8	140.9
@NA	@NA	@NA	-74.468	-76.915	-76.349	-87.548	@NA	@NA
105.832	175.429	168.011	176.144	80.239	109.335	206.435	229.251	186.373
@NA	@NA	@NA	-18.94	-19.109	-17.724	-37.753	-36.484	-34.847
891.054	1,383.09	748.295	287.2	171.308	739.352	523.402	544.893	555.912
78.826	77.283	80.254	78.149	81.366	29.197	26.353	24.446	35.061
-0.042	0.108	0.017	0.349	0.644	0.177	0.13	0.587	-0.111
@NA	@NA	@NA	@NA	@NA	@NA	-69.465	-79.202	@NA
22.396	25.674	26.509	27.852	39.598	17.025	18.825	19.18	23.014
2.987	3.207	1.894	-1.925	-12.934	-9.077	-6.784	-6.447	-6.369
-172.392	-185.563	-203.776	-211.347	-219.896	-232.832	-247.073	-275.8	-281.176
108.727	158.789	268.042	393.135	379.273	360.357	353.249	246.847	293.087
@NA	@NA	@NA	@NA	0.003	0.209	-1.734	-5.415	3.023
58.53	41.187	-37.48	-45.788	-55.419	-39.217	45.974	91.618	200.791
@NA	2.479	-3.046	45.208	88.282	249.734	345.442	281.295	192.736
@NA	@NA	5.953	7.062	8.23	8.904	9.774	13.027	15.7
3.83	3.918	3.525	5.412	8.058	5.246	6	@NA	@NA
71.308	59.005	59.754	56.289	45.961	29.283	16.966	10.148	5.075
3.395	28.486	138.745	266.278	-967.251	-1,440.00	-1,352.81	-1,036.11	-227.211
@NA	@NA	@NA	34.634	53.554	24.839	27.86	40.809	49.501
136.164	158.226	160.814	170.766	155.954	115.512	91.345	-41.935	@NA
6.62	7.208	9.605	13.258	16.855	13.363	16.699	17.301	15.204
35.713	35.032	53.059	58.867	58.932	52.813	65.961	84.577	@NA
@NA	@NA	@NA	@NA	@NA	71.799	65.244	71.833	108.512
@NA	@NA	@NA	@NA	@NA	3.185	2.918	4.508	4.383
250.168	37.231	40.468	263.7	372	534.7	703.6	954.7	955.5
61.761	65.345	71.237	78.381	79.547	77.248	47.538	32.979	38.072
1,361.66	1,345.22	1,346.61	1,252.41	1,047.19	902.419	1,077.46	1,267.54	@NA
73.215	98.463	135.465	@NA	86.792	-92.937	49.813	48.905	47.848
@NA	@NA	@NA	@NA	@NA	5.519	8.124	13.386	15.841

@NA	@NA	@NA	74.32	61.718	43.826	46.224	35.64	@NA
@NA	@NA	@NA	@NA	@NA	0.052	5.134	3.435	6.274
@NA	@NA	@NA	@NA	@NA	@NA	174.92	207.146	@NA
-91.446	-111.738	-119.175	-129.957	-157.659	-170.208	-195.522	-153.406	@NA
21.903	15.101	268.204	236.655	185.497	44.826	-155.305	-237.295	-240.962
6.426	5.945	3.1	-1.601	-2.966	-5.466	-3.525	-4.031	-4.515
@NA	@NA	@NA	10.521	-30.989	-63.536	-29.546	-18.45	1.911
13.831	4.347	2.671	1.679	2.077	2.843	1.477	0.846	-0.426
@NA	@NA	@NA	0.811	0.655	-1.544	-2.52	-2.526	-0.43
-2.748	9.43	1.726	-5.746	-2.519	-8.73	-6.596	-3.628	1.972
@NA	@NA	@NA	-13.443	-38.54	-99.715	@NA	@NA	@NA
-1.556	-3.242	-5.83	-5.586	-4.73	-0.92	0.384	1.337	-0.417
70.944	80.639	67.924	68.169	28.044	157.336	202.196	255.843	321.3
@NA	@NA	@NA	@NA	0.828	1.5	1.93	4.488	4.002
71.056	90.808	151.197	264.501	367.695	502.052	577.482	643.67	963.486
108.186	173.382	324.008	635.266	396.582	-415.756	@NA	@NA	@NA
408.815	654.028	529.635	489.936	282.075	@NA	@NA	@NA	@NA
0.921	9.176	9.223	10.232	10.424	10.545	7.33	8.294	6.799
73.249	72.201	82.734	84.805	89.836	94.934	105.765	115.791	133.876
@NA	@NA	@NA	@NA	@NA	-0.871	-0.028	0.038	0.352
370.582	384.107	432.699	515.622	574.029	612.129	714.418	830.636	926.744
@NA	@NA	6.741	30.572	36.424	35.629	31.144	@NA	@NA
43.384	-66.255	-74.397	-73.908	-67.739	-68.402	-61.236	-85.639	-94.273
80.614	124.317	199.808	231.12	261.208	481.885	698.993	1,026.93	957.141
244.764	290.443	296.053	253.873	281.718	325.183	392.581	459.732	496.727
4.113	3.365	0.816	1.809	2.751	5.397	5.737	4.209	6.063
167.695	190.821	324.018	343.397	324.474	293.939	219.128	237.613	110.97
@NA	@NA	@NA	6.567	33.222	-169.109	-100.579	-18.073	45.38
13.522	0.389	-63.47	-83.378	-70.568	22.018	13.149	14.326	12.718
166.738	177.505	175.479	162.558	170.442	181.638	187.286	185.953	@NA
72.701	32.663	40.863	58.245	103.952	178.002	246	303.244	372.762
6.53	6.511	8.455	8.608	11.947	12.368	-16.322	-12.328	-1.68
17.804	25.889	29.062	29.514	24.784	17.933	21.446	24.826	34.2
20.911	21.593	18.316	14.181	18.266	19.067	17.37	11.787	6.507
@NA	@NA	-3.436	-23.745	97.799	51.384	3.454	-16.945	@NA
249.652	197.239	209.771	209.107	198.967	210.651	96.061	50.476	53.175
599	151	266	348	793	651	741	899	988
@NA	@NA	@NA	@NA	321.882	343.551	426.951	433.707	480.023
@NA	@NA	@NA	0.381	0.594	-0.802	-0.774	-0.054	-1.269
38.867	53.001	67.105	69.426	71.974	74.994	77.585	88.555	101.216
-9.927	-11.296	-16.533	26.213	30.112	29.574	@NA	@NA	@NA
@NA	@NA	@NA	0.002	0.312	-0.056	-0.322	-0.454	@NA
5.226	5.224	5.017	6.267	6.686	9.301	11.776	16.019	@NA
@NA	@NA	-19.529	34.578	14.593	-5.549	-14.464	-8.06	57.091
128.999	185.392	175.22	214.244	328.003	319.446	307.013	323.228	401.687
461.475	1,704.00	1,846.00	1,931.00	1,910.10	1,875.30	2,046.70	2,402.00	2,636.40
1,276.22	3,484.30	5,424.20	4,601.20	3,842.50	3,827.90	3,910.20	3,949.70	4,263.10
865.582	1,075.21	1,302.06	1,323.80	992.179	866.213	689.127	373.758	171.393
191.429	220.782	112.029	112.624	87.952	-2.746	0.265	@NA	@NA
159.452	135.042	112.257	193.577	202.987	211.078	221.592	263.649	246.235
@NA	4.993	2.921	2.085	1.137	-0.355	-0.989	-1.873	-1.93

439.274	444.038	454.101	427.91	422.706	453.841	515.354	534.574	566.291
8.107	8.295	9.586	9.058	9.555	10.591	12.284	13.687	14.476
@NA	@NA	@NA	@NA	@NA	1.485	2.048	3.573	27.076
24.029	35.623	34.615	39.863	36.009	31.972	28.391	29.089	34.523
64.602	216.126	408.251	387.312	654.211	837.206	824.791	741.703	575.091
24.152	70.321	161.783	212.459	297.842	512.734	529.476	-158.309	@NA
@NA	@NA	@NA	@NA	@NA	0.022	-0.141	-0.311	@NA
410.867	463.414	467.297	454.075	474.157	488.996	424.593	477.077	532.287
21.853	29.401	30.873	35.052	35.199	31.632	35.159	38.1	@NA
455.989	531.755	678.789	846.36	777.677	888.11	1,027.79	1,259.66	1,165.94
56.743	67.608	78.08	60.169	59.452	60.385	47.188	25.387	4.978
291.481	261.17	264.912	255.751	249.14	234.472	229.643	220.018	221.212
@NA	@NA	6.041	-2.919	78.958	57.201	54.18	69.41	81.075
178.681	179.266	199.204	234.662	270.538	351.195	799.515	993.695	1,232.12
@NA	15.295	45.264	80.094	111.8	147.296	180.541	201.345	244.42
214.361	295.397	411.087	559.045	817.018	1,094.35	1,451.92	1,990.82	2,203.76
672.016	703.785	787.935	822.768	865.07	898.242	954.284	969.499	1,066.62
370.483	1,326.00	1,248.10	1,389.84	1,349.41	1,320.75	1,413.23	1,563.77	1,629.65
1,198.71	1,147.81	1,331.39	1,080.68	1,102.94	1,104.35	1,195.89	1,478.71	@NA
22.752	28.222	34.698	43.544	52.684	73.713	85.631	97.23	@NA
438.315	557.746	1,033.95	1,095.99	1,821.93	2,521.00	2,730.00	3,422.00	4,449.00
7.417	7.595	8.397	8.972	9.175	8.974	8.124	8.319	8.719
@NA	@NA	@NA	@NA	@NA	-0.273	0.592	0.541	@NA
@NA	-11.191	24.723	127.512	77.192	@NA	@NA	@NA	@NA
@NA	@NA	@NA	-34.437	-15.577	-9.74	-46.115	-37.542	-35.199
31.855	-38.843	-27.877	-18.045	-3.658	5.78	7.911	34.199	@NA
@NA	@NA	@NA	@NA	-90.156	-82.476	3.674	29.964	@NA
6.142	45.541	43.187	46.66	25.859	28.408	31.983	34.214	42.541
682.085	1,034.54	1,181.90	1,300.06	927.812	927.533	1,026.18	1,116.06	1,075.49
12.123	11.808	11.893	13.099	15.043	28.094	66.616	71.051	78.78
1,632.40	1,791.40	574	801.1	692.4	751	599.6	846.5	1,558.70
208.599	212.429	226.501	223.977	237.026	241.789	257.334	268.801	282.568
999.093	1,341.63	1,061.99	1,218.59	1,173.74	1,369.42	1,663.71	1,897.01	@NA
@NA	@NA	5,637.90	6,125.00	6,008.40	5,748.70	4,167.00	3,249.30	1,062.90
290.8	316.1	354.6	-321.7	-312.2	-349.9	-368.9	-397.3	-256.2
@NA	@NA	@NA	@NA	@NA	@NA	-54.56	-27.238	83.62
10.1	10.414	10.366	10.363	10.367	9.526	10.203	9.524	15.77
@NA	@NA	@NA	@NA	-0.049	1.639	-0.992	-2.552	0.685
0.409	6.05	6.392	0.643	-21.049	8.308	6.99	10.185	11.295
59.243	69.993	119.349	134.044	136.79	149.656	158.283	186.88	264.867
188.074	246.832	322.032	380.214	421.794	468.063	539.464	588.97	521.349
422.747	457.136	470.035	428.73	457.035	521.305	560.859	630.103	@NA
153.933	158.238	156.143	156.248	154.727	158.707	169.408	191.387	181.931
111.485	124.394	180.211	190.691	198.862	203.261	212.346	239.484	262.557
96.42	103.485	115.022	121.405	123.23	122.375	122.868	131.25	134.859
@NA	@NA	@NA	18.584	18.227	4.433	2.563	-2.798	-4.629
511.4	598.1	715.1	802.6	846.5	949.9	1,030.60	1,153.00	1,088.90
628.8	693.7	777.3	1,057.50	1,087.10	1,104.20	981.4	1,260.40	1,534.20
@NA	@NA	@NA	@NA	17.715	18.591	20.22	20.856	24.605
38.909	23.904	33.872	36.673	38.88	37.998	35.941	33.718	@NA
1.312	3.188	3.324	3.365	0.855	1.746	2.739	-0.669	@NA

32.904	33.382	35.292	35.477	34.868	32.703	32.682	32.953	34.897
@NA	@NA	@NA	@NA	@NA	9.953	10.46	10.954	11.393
233.257	191.316	227.306	266.979	329.778	353.737	408.561	441.253	943.77
@NA	5.272	-158.766	19.362	61.286	96.382	127.8	137.97	143.246
@NA	@NA	@NA	0.654	0.736	0.428	-1.266	-1.291	-1.291
30.679	29.469	16.547	4.955	2.839	0.526	-0.427	-1.762	-1.579
@NA	@NA	@NA	-36.517	-45.957	17.916	3.429	-7.595	@NA
2.495	20.807	53.38	62.286	75.283	89.417	109.627	145.506	186.244
@NA	@NA	@NA	@NA	@NA	@NA	@NA	38.555	18.608
95.82	115.816	151.808	307.872	463.467	654.834	725.278	832.011	@NA
-0.13	14.822	5.558	5.436	-1.093	-4.249	-5.676	-4.594	-1.985
608.17	523.744	593.739	661.439	762.208	900.287	977.096	1,140.25	1,010.42
-943.891	-703.211	-501.685	-985.155	978.003	1,493.01	-458.417	-174.712	163.134
2.561	1.207	1.05	1.492	0.96	0.645	0.795	0.383	@NA
@NA	@NA	@NA	@NA	211.092	286.98	320.738	382.258	246.116
53.957	61.766	72.31	87.31	102.511	107.785	120.756	145.124	170.286
48.4	51.026	66.226	81.711	97.876	168.365	-35.626	-37.689	@NA
237.037	199.19	217.174	249.945	269.972	256.656	296.607	355.128	391.303
1,197.70	1,315.00	1,311.30	1,300.20	1,067.10	1,110.90	1,101.80	1,323.00	1,712.30
@NA	-9.284	-13.54	61.709	104.39	145.592	156.763	145.197	@NA
78.043	107.881	146.13	163.26	194.066	233.702	264.672	297.556	332.928
@NA	@NA	@NA	0.079	@CF	-0.027	-0.192	-0.19	-0.24
@NA	@NA	@NA	@NA	@NA	6.923	8.563	75.067	85.707
236.791	266.687	299.725	306.383	135.95	148.658	-6.785	5.655	-75.916
@NA	@NA	@NA	@NA	@NA	@NA	15.431	21.445	95.51
145.088	160.951	180.25	200.11	220.555	242.894	251.3	271.01	327.678
28.318	25.056	29.791	27.994	55.707	35.426	4.131	-41.282	-56.551
12.813	13.44	14.229	13.942	13.091	13.406	13.087	10.583	9.796
413.745	460.215	548.156	586.441	655.371	722.498	788.021	855.89	@NA
@NA	@NA	-8.308	-81.891	83.232	@NA	@NA	-18.949	-29.535
@NA	@NA	@NA	@NA	@NA	@NA	259.53	372.515	566.354
-2,374.30	-2,378.79	-2,611.69	-3,067.08	-2,529.88	-1,585.91	-1,723.83	-1,989.80	-2,630.33
21.596	23.961	27.896	31.905	33.008	36.306	45.292	65.142	84.84
107.568	99.877	109.816	136.533	117.942	109.558	111.514	32.408	51.261
3,157.00	3,381.00	3,608.00	3,740.00	3,784.00	3,767.00	2,957.00	3,058.00	3,482.00
-0.63	-0.865	-1.267	-0.156	0.363	-0.294	-0.345	-0.459	@NA
-0.134	-11.5	37.563	15.259	6.2	@NA	@NA	@NA	@NA
0.7	140.1	142.7	132.8	142.6	159	159.9	164.6	178.9
@NA	@NA	-10.439	-9.829	92.318	114.106	134.121	146.113	167.035
@NA	@NA	@NA	7.66	6.992	7.041	6.906	7.869	@NA
362.267	481.425	453.096	499.934	511.744	514.349	543.387	589.383	586.317
5.606	7.488	7.466	8.12	10.005	7.891	6.78	1.951	2.071
28.086	32.85	38.221	38.654	32.887	7.217	2.3	2.468	3.187
@NA	@NA	@NA	0.022	0.167	0.277	-0.624	-0.562	-0.1
1.291	0.554	-2.287	-3.51	-0.483	-1.152	-1.908	-2.064	-2.169
8.608	24.681	51.849	32.948	24.745	23.519	29.011	18.868	24.258
33.406	32.589	19.382	8.566	6.228	-7.783	-45.47	@NA	@NA
68.294	81.621	78.238	75.01	70.686	49.055	34.628	@NA	@NA
5.826	6.123	6.65	8.451	9.763	11.855	13.907	16.826	20.996
347.108	396.711	435.705	532.031	587.792	807.522	722.384	848.821	897.564
0.014	4.41	3.144	2.388	1.322	2.274	0.553	0.676	-3.509

66.868	63.05	65.354	70.886	82.78	93.114	100.399	@NA	@NA
@NA	@NA	@NA	@NA	2.344	1.932	1.32	1.517	0.395
-2.589	-7.404	84.636	113.681	200.893	306.405	405.697	747.82	984.831
391.816	359.946	340.415	344.989	391.503	485.479	554.569	680.753	800.976
177.93	202.872	225.759	203.647	128.571	3.184	9.592	126.607	258.498
3,030.88	3,605.10	4,285.48	5,931.25	5,870.62	6,590.78	7,417.90	13,793.00	15,760.00
@NA	@NA	1,763.40	2,188.80	2,463.60	2,640.70	2,813.80	2,941.00	@NA
57.043	98.565	200.394	212.009	77.237	81.578	98.091	105.93	116.438
@NA	@NA	@NA	@NA	@NA	@NA	@NA	-1.688	@NA
-11.662	17.447	13.998	15.051	19.019	15.055	26.659	20.97	@NA
@NA	@NA	@NA	53.615	65.397	157.715	178.736	272.536	@NA
@NA	@NA	@NA	@NA	@NA	158.338	179.359	272.536	327.933
111.045	82.38	63.956	52.269	49.825	42.414	91.067	80.841	76.964
43.974	41.057	42.324	48.057	50.829	38.132	44.528	47.795	43.549
96.938	90.042	120.933	141.045	211.597	254.868	215.995	184.662	@NA
151.903	157.516	172.234	188.78	207.757	234.698	270.164	194.111	211.175
-57.07	-64.806	-65.159	-72.79	7.189	3.385	1.095	0.006	@NA
68.805	133.551	144.911	129.391	94.318	80.192	45.536	40.987	45.167
28.671	@NA	@NA	@NA	@NA	56.973	92.346	97.933	108.31
@NA	@NA	@NA	@NA	@NA	@NA	144.514	15.557	-10.92
566.221	660.432	803.374	791.007	828.97	846.108	782.994	794.896	873.336
@NA	@NA	@NA	@NA	@NA	0	0.619	0.609	1.202
0.35	5.753	21.768	21.815	13.215	4.534	@NA	@NA	@NA
141.476	155.938	183.949	221.228	282.272	337.236	384.668	392.499	360.73
169.994	285.381	341.991	349.986	330.589	308.25	305.32	308.891	370.483
@NA	@NA	@NA	@NA	@NA	@NA	-7.532	-12.028	@NA
@NA	@NA	@NA	@NA	@NA	@NA	-27.515	-18.084	@NA
@NA	@NA	@NA	@NA	39.878	40.304	@NA	@NA	@NA
@NA	@NA	@NA	@NA	@NA	-10.26	-5.268	70.316	37.874
835.777	991.172	1,197.64	1,419.35	1,714.06	2,116.77	2,657.85	3,050.23	@NA
835.777	991.172	1,197.64	1,419.35	1,714.06	2,116.77	2,657.85	3,050.23	@NA
249.32	157.583	65.707	-35.236	-65.878	-88.796	-95.876	273.524	311.068
20.498	20.029	19.148	21.131	22.97	22.178	27.103	33.048	40.379
3.355	3.45	3.445	3.017	2.55	2.014	1.065	0.415	0.042
226.634	280.416	405.246	444.262	296.809	272.034	37.325	14.989	77.3
-4.485	-4.572	-2.858	-1.196	0.753	0.345	-0.852	0.237	0.73
-0.151	-3.045	86.219	114.33	133.894	117.936	103.018	10.121	5.518
108.894	79.053	50.398	27.819	30.122	44.616	50.955	72.745	75.008
0.62	44.046	37.996	33.494	26.86	34.078	43.752	44.124	47.258
@NA	@NA	29.445	40.037	74.494	102.192	128.56	140.386	161.258
421.035	416.81	383.572	436.263	493.269	549.802	561.634	605.085	694.464
@NA	@NA	2,147.38	3,011.08	3,123.20	2,861.79	41	-175	-4,406.00
-40.61	-57.06	7.015	17.86	18.302	10.679	8.213	13.109	16.699
40.34	50.372	44.608	46.663	50.934	59.624	60.529	73.467	72.952
83.512	152.545	160.291	185.573	240.836	289.471	379.564	457.902	542.852
13.171	13.135	13.425	13.928	14.757	15.757	14.352	14.733	15.52
12.224	-25.646	-29.879	-24.132	-15.07	-1.76	11.767	27.158	22.023
18.021	21.456	34.303	52.641	85.321	143.495	240.133	374.835	560.868
27.298	58.467	80.607	120.066	166.667	217.006	229.008	257.005	311.663
143.932	145.729	145.034	125.805	115.052	97.125	64.638	51.94	@NA
@NA	@NA	@NA	@NA	2.814	0.955	0.038	-0.358	@NA

231.498	177.682	179.093	184.358	188.51	218.087	261.207	240.638	@NA
@NA	@NA	@NA	@NA	-1.426	-2.228	-2.81	-0.797	@NA
@NA	@NA	@NA	@NA	114.775	145.226	170.216	154.468	@NA
57.193	49.258	56.51	65.616	90.093	-64.539	-113.799	-118.187	-203.053
15.573	20.959	24.73	37.385	68.827	111.976	143.3	177.802	@NA
77.925	90.906	97.117	99.77	110.245	120.744	45.77	53.798	62.909
47.781	53.392	65.231	138.121	202.485	217.235	234.997	254.976	238.428
57.363	69.982	75.8	63.851	48.91	25.337	27.765	76.843	168.835
1.913	8.592	7.006	5.274	@NA	@NA	@NA	@NA	@NA
251.721	269.463	281.664	286.293	242.272	250.28	291.247	385.522	486.191
@NA	@NA	@NA	@NA	6.692	1.974	0.312	2.388	5.834
1,614.86	1,730.04	1,905.13	2,142.17	2,356.48	2,734.44	2,341.58	@NA	@NA
1,526.70	1,648.33	1,825.47	2,054.72	2,257.16	2,560.35	2,341.58	2,223.96	@NA
@NA	@NA	@NA	@NA	@NA	940.604	866.575	1,232.44	1,380.38
@NA	@NA	@NA	@NA	@NA	@NA	10.598	16.504	@NA
214.804	498.512	586.842	545.757	349.557	261.666	193.574	146.232	119.668
194.512	251.582	314.218	398.786	399.7	404.188	501.254	632.45	755.687
@NA	@NA	@NA	@NA	@NA	@NA	-51.929	-12.977	@NA
@NA	@NA	7.478	3.323	0.969	-36.618	-48.603	-55.93	-67.543
@NA	@NA	@NA	@NA	@NA	87.753	-11.805	9.993	@NA
513.431	1,746.78	4,483.43	10,084.04	30,347.17	29,736.06	14,210.09	15,553.94	9,488.08
@NA	@NA	@NA	203.162	212.808	148.314	260.356	426.929	782.286
167.656	190.136	205.458	213.646	214.949	208.64	209.426	211.151	224.418
4.537	10.673	12.577	12.706	13.118	14.041	15.821	15.177	@NA
39.45	33.996	33.831	31.243	28.165	25.375	20.289	23.898	28.446
66.487	78.391	77.142	83.29	52.739	48.255	37.309	@NA	@NA
@NA	@NA	@NA	@NA	@NA	@NA	@NA	-0.125	@NA
@NA	@NA	@NA	@NA	36.594	38.164	30.028	@NA	@NA
18.713	23.673	37.496	41.572	48.626	53.972	56.279	57.701	60.127
@NA	@NA	@NA	@NA	91.788	50.423	49.802	43.757	@NA
@NA	@NA	@NA	@NA	@NA	-113.743	-138.46	-169.619	@NA
37.187	48.875	60.106	76.57	96.135	94.928	105.963	119.797	198.279
@NA	@NA	@NA	-0.051	-0.334	-0.253	-0.261	-1.106	-1.233
46.599	59.74	73.689	125.331	145.636	140.894	164.902	196.334	216.528
@NA	@NA	1.562	10.098	41.115	39.55	37.128	26.319	29.366
@NA	@NA	@NA	@NA	0.615	-3.136	-3.34	-3.556	-4.471
0.67	0.762	2.829	2.841	5.09	4.373	5.209	6.015	32.284
-194.578	-66.85	-79.771	-151.121	-154.986	374.7	397.5	440.3	@NA
91.936	110.535	149.414	184.375	248.989	353.389	472.719	640.829	780.25
519.7	1,101.40	3,242.70	9,771.70	14,026.90	14,473.00	38,329.00	41,662.00	41,422.00
@NA	@NA	@NA	@NA	@NA	@NA	3.607	7.025	62.226
-1.092	-0.828	-0.757	-0.254	2.378	3.109	2.1	0.786	-0.323
30.478	29.502	36.105	42.695	66.29	154.337	149.156	156.828	127.125
6.746	6.729	5.53	5.405	4.971	6.181	9.99	20.663	24.164
171.856	158.125	143.529	121.921	92.885	53.179	60.725	@NA	@NA
33.667	31.783	37.853	40.13	29.31	25.053	-16.078	-25.777	-20.989
@NA	@NA	@NA	@NA	@NA	@NA	67.443	166.59	200.802
@NA	@NA	@NA	@NA	1,731.24	1,376.72	1,798.39	2,498.24	@NA
786.612	833.575	867.936	975.634	952.556	910.24	941.716	1,030.39	1,170.53
@NA	@NA	@NA	25.95	35.858	50.628	@NA	@NA	@NA
@NA	0.121	0.977	53.536	69.003	105.563	151.054	234.341	357.955

@NA	@NA	@NA	314.615	561.562	757.368	546.047	638.756	654.094
@NA	@NA	@NA	@NA	-48.275	-88.98	39.327	25.009	29.152
0.052	-0.532	-1.89	-2.683	-2.554	-0.706	0.185	1.187	@NA
73.209	95.609	109.403	138.335	169.121	198.709	225.78	266.929	289.523
9.327	9.67	19.596	20.665	14.888	15.341	15.595	17	19.933
38.764	41.748	49.79	57.559	67.771	80.325	95.919	115.42	134.99
235.798	287.281	313.032	378.666	1,033.76	1,061.25	1,111.49	1,181.67	1,257.67
139.525	102.092	116.516	81.257	60.572	55.392	54.183	51.826	22.886
10.601	10.689	13.306	23.331	16.927	17.75	22.592	20.506	18.307
3.799	-0.457	-2.156	-1.954	-0.569	-1.484	-0.997	@NA	@NA
59.649	110.803	150.281	188.479	207.71	264.407	@NA	@NA	@NA
85.695	97.323	86.779	56.815	-16.773	12.813	15.265	18.437	@NA
@NA	@NA	@NA	0.103	5	5.876	@NA	@NA	@NA
@NA	@NA	-20.197	-62.967	246.808	776.866	467.595	313.451	@NA
@NA	@NA	@NA	@NA	-2,566.80	-1,635.34	-1,776.51	-1,979.93	-1,164.58
-102.263	-75.055	105.389	134.547	139.613	154.286	302.182	331.558	214.284
176.752	221.649	220.493	219.477	227.091	234.845	220.863	249.152	@NA
-0.547	0.728	7.188	5.288	4.766	4.662	5.474	5.212	@NA
@NA	@NA	@NA	@NA	@NA	-1.556	-5.072	59.531	@NA
110.789	131.519	127.326	128.538	121.802	119.065	95.765	103.391	@NA
@NA	49.976	125.135	491.71	471.872	423.884	720.84	784.303	876.333
32.187	38.621	48.908	88.907	93.265	83.395	71.988	79.729	@NA
35.538	38.908	39.928	44.004	23.554	23.044	2.405	1.118	15.786
@NA	@NA	@NA	@NA	@NA	0.872	1.913	4.103	7.868
26.959	12.379	6.046	5.143	5.332	5.111	7.115	7.502	7.715
3.104	10.595	14.292	20.086	20.882	23.222	@NA	@NA	@NA
177.638	262.78	549.436	797.609	969.563	1,250.25	2,269.86	3,031.26	3,960.70
@NA	@NA	@NA	0.4	0.592	0.578	0.688	0.919	2.613
@NA	@NA	0.525	8.528	8.143	8.049	7.003	8.024	8.576
10.728	13.298	16.285	17.668	17.858	3.929	4.868	6.866	10.3
15,421.00	19,502.00	35,629.00	36,313.00	39,814.00	34,717.46	36,607.33	43,435.72	45,407.81
1,428.70	1,701.20	2,939.20	2,957.00	2,628.00	1,958.00	1,482.00	2,050.00	2,435.00
1,428.70	1,701.20	2,939.20	2,957.00	2,628.00	1,958.00	1,482.00	2,050.00	@NA
1,081.21	1,019.85	964.036	960.47	1,035.24	1,128.88	1,196.19	1,175.29	@NA
75.366	133.356	145.502	149.899	162.387	170.146	169.602	182.889	196.945
74.014	78.027	92.156	114.818	137.759	157.958	178.037	183.564	188.911
54.989	57.131	52	56.82	64.095	66.532	59.727	70.524	140.996
155.617	187.837	155.708	181.129	213.224	271.035	343.983	604.811	@NA
13.011	14.347	15.56	14.365	11.979	12.464	13.348	14.615	15.799
@NA	@NA	@NA	@NA	-0.045	3.046	3.791	3.936	1.785
@NA	-9.797	84.24	109.52	117.826	-202.199	-356.738	-575.994	-202.6
@NA	@NA	9	3,200.00	3,766.00	2,312.00	1,279.00	1,570.00	@NA
@NA	@NA	@NA	-62.137	53.802	63.483	61.278	65.969	75.492
@NA	97.304	99.658	139.74	183.751	198.189	197.829	212.334	221.081
@NA	@NA	@NA	@NA	56.187	49.381	47.319	49.91	44.444
217.335	225.367	179.567	133.98	80.905	77.218	75.246	70.806	63.347
-1,228.16	-1,363.08	236.044	-145.84	-246.261	-339.757	-278.891	-312.932	-265.43
196.757	186.655	178.735	152.924	140.575	156.747	96.748	114.296	143.757
@NA	@NA	@NA	@NA	@NA	@NA	86.228	113.269	@NA
@NA	@NA	@NA	@NA	@NA	@NA	-3.48	-2.246	48.002
57.287	105.27	136.256	175.305	225.139	284.671	353.546	415.667	478.257

@NA	@NA	@NA	@NA	@NA	@NA	623.378	760.769	680.535
2.126	3.011	2.865	3.777	4.992	4.469	4.752	5.362	5.591
@NA	@NA	@NA	3.004	-3.894	@NA	-3.812	-2.16	-2.801
-0.49	-1.571	-1.689	-3.443	-4.061	-2.458	-2.888	-2.722	@NA
@NA	@NA	@NA	@NA	@NA	@NA	-0.489	-0.13	0.087
@NA	@NA	@NA	@NA	-81.275	-82.387	-89.452	-96.296	-146.056
11.104	9.741	6.882	7.516	6.944	6.348	5.552	5.153	4.503
@NA	@NA	@NA	@NA	@NA	0.425	4.517	2.864	2.746
@NA	@NA	@NA	@NA	38.742	63.105	140.499	242.981	313.667
14.898	6.836	6.027	3.779	15.121	16.613	17.744	16.589	16.877
26.839	-1.112	23.71	20.553	24.185	196.682	69.213	75.474	79.432
3.691	3.621	-11.341	-7.798	0.183	-1.069	-0.925	-1.417	-1.332
2,716.74	2,807.50	2,841.08	2,832.83	2,629.82	2,668.40	2,264.20	2,237.10	2,324.70
9,179.90	8,311.70	8,381.90	10,193.80	10,830.40	9,573.50	9,063.00	9,631.10	7,507.10
16,086.00	17,285.00	19,388.00	20,975.00	24,100.00	22,672.00	23,445.00	23,791.00	26,081.00
@NA	@NA	@NA	@NA	@NA	@NA	-96.622	-106.904	@NA
108.55	121.244	99.99	117.91	108.291	106.225	111.352	96.081	110.837
484.671	583.038	724.903	925.921	861.763	1,041.72	1,288.07	1,576.92	1,684.47
101.59	154.926	244.224	360.971	518.658	651.736	855.404	1,014.52	1,164.21
32.851	40.66	50.228	58.73	67.888	81.567	132.981	166.061	188.897
@NA	@NA	@NA	@NA	-454.807	-424.874	-375.581	-718.089	-549.875
@NA	@NA	@NA	@NA	@NA	@NA	-473.379	-717.963	-549.88
55.278	53.086	49.258	41.881	33.653	33.697	7.146	5.024	@NA
72.93	114.204	145.418	184.252	189.804	211.912	354.006	494.886	628.279
@NA	@NA	@NA	@NA	@NA	-160.154	@NA	@NA	@NA
@NA	@NA	@NA	@NA	70.502	102.653	84.439	94.975	72.77
24.447	54.3	71.365	172.658	217.791	244.519	160.533	137.372	138.466
1,643.99	780.822	509.34	553.49	158.768	41.777	30.571	129.661	150.543
-3.416	@NA	2.719	3.655	7.624	10.613	10.873	10.371	@NA
@NA	@NA	@NA	@NA	@NA	@NA	176.987	-12.444	826.945
199.096	232.822	265.608	253.6	259.561	296.597	334.253	226.893	261.639
34.765	51.953	68.762	84.089	72.164	81.21	70.104	93.653	122.044
@NA	@NA	-6.876	350.749	411.989	141.851	93.94	128.218	87.128
3.105	3.164	2.814	3.956	4.986	5.12	4.837	5.441	5.644
@NA	@NA	@NA	@NA	@NA	@NA	129.064	143.871	@NA
@NA	85.565	83.434	126.9	138.482	137.607	167.488	199.535	212.297
72.825	80.394	86.426	90.218	92.506	95.59	102.11	109.193	114.676
87.367	101.708	238.037	430.996	453.394	442.397	204.802	330.587	407.491
10.442	13.011	15.587	15.633	8.698	9.537	8.068	10.057	12.857
2.926	2.229	2.749	2.981	3.482	4.097	3.374	4.006	5.057
2.644	3.33	2.53	0.394	0.116	@NA	@NA	@NA	@NA
49.325	35.983	18.178	30.689	26.395	22.603	21.853	10.222	15.06
11.998	10.644	10.275	8.335	7.77	7.843	6.145	3.761	2.752
341.807	336.117	80.612	49.311	39.197	-33.655	-87.578	-90.207	-142.046
@NA	@NA	@NA	0.16	6.415	-0.037	-0.502	-0.826	0.593
4,734.00	3,161.00	3,988.00	3,912.00	3,428.00	2,894.00	2,777.00	3,264.00	3,811.00
@NA	@NA	@NA	@NA	@NA	-3.077	-3.487	-2.997	-2.688
0.158	1.011	84.445	852.467	1,013.76	1,429.14	3,556.47	4,896.24	6,728.34
42.798	-210.093	-501.013	-93.852	-639.216	-777.772	-1,205.64	-1,032.52	-2,078.21
@NA	@NA	@NA	-462.494	-1,018.65	-1,959.56	-1,515.63	-1,072.26	-1,275.45
@NA	@NA	@NA	@NA	@NA	@NA	-16.101	4.039	21.28

@NA	@NA	@NA	5.812	0.306	3.613	5.286	5.95	5.296
@NA	@NA	@NA	@NA	@NA	@NA	97.896	141.907	197.701
-12.419	57.756	73.325	96.805	112.95	159.949	346.577	427.779	528.687
8.273	10.066	10.039	8.972	9.216	10.115	11.717	14.218	@NA
@NA	@NA	144.62	146.956	160.809	166.081	@NA	@NA	@NA
2.327	62.269	50.514	53.422	18.891	@NA	@NA	@NA	@NA
3,253.00	2,589.13	3,020.83	3,029.27	2,787.38	2,760.23	3,177.57	3,816.82	3,510.43
20.357	28.399	48.842	116.486	131.22	237.16	274.5	303.98	351.468
5.62	7.146	5.373	4.704	-1.976	3.389	1.946	2.484	-2.642
@NA	@NA	@NA	-0.143	-0.304	-0.817	-1.74	-0.738	@NA
47.775	55.155	64.946	76.02	82.879	87.204	99.402	150.882	194.568
3.209	3.508	4.699	5.638	7.244	8.289	9.75	9.624	@NA
197.171	197.722	230.589	200.889	214.536	214.838	215.623	216.077	204.94
28.913	43.172	45.56	63.877	75.179	55.359	51.958	51.911	@NA
25.033	36.14	32.407	42.025	45.241	42.473	45.946	53.666	46.293
19.557	21.271	8.522	11.744	3.618	0.33	-3.889	-0.836	0.302
7.029	9.235	6.854	9.253	11.821	31.43	47.927	43.902	@NA
34.422	43.91	235.549	776.338	807.442	735.528	704.676	748.917	@NA
1.499	8.825	5.154	2.752	3.567	-2.951	-3.72	-0.362	-21.847
315.517	330.346	129.358	114.975	86.745	@NA	@NA	@NA	@NA
@NA	@NA	@NA	@NA	@NA	0.103	0.116	0.121	-0.098
278.828	228.914	150.581	114.432	125.693	126.377	121.913	147.239	109.267
4.135	43.379	38.587	@NA	35.749	33.502	33.962	@NA	@NA
-18.894	-14.32	-17.457	-11.993	-5.949	-4.533	-3.989	-5.135	-4.105
@NA	@NA	182.97	686.611	735.701	755.881	890.505	1,031.61	996.073
@NA	@NA	24.871	28.011	1,055.38	987.395	1,015.04	1,046.00	1,037.67
@NA	@NA	8.725	27.636	41.599	38.815	6.165	9.15	60.794
2.097	4.201	3.624	16.951	-1.567	-5.746	-5.544	5.829	@NA
-11.189	-12.093	-14.066	-14.785	-20.212	-34.168	-56.893	@NA	@NA
19.305	23.501	26.702	29.438	23.96	34.396	45.875	61.283	69.978
220.293	265.434	314.32	350.535	390.509	464.783	511.189	537.699	460.78
@NA	@NA	@NA	@NA	0.019	2.465	2.135	2.237	2.214
2.734	4.972	5.194	5.533	5.878	6.206	6.714	7.243	@NA
0.76	5.769	1.98	20.225	25.89	39.618	6.244	7.838	18.576
@NA	@NA	2.615	10.311	0.896	-9.07	-10.299	7.015	23.894
5.693	5.975	5.744	6.561	13.58	14.281	15.15	14.228	13.326
944.591	1,048.96	1,068.73	1,164.28	1,277.81	1,351.90	1,515.47	1,822.53	2,096.12
@NA	@NA	@NA	10.494	18.436	27.574	30.61	39.131	42.362
371.41	294.948	151.202	-66.376	-256.639	-555.742	-695.369	-769.769	@NA
3.532	8.128	-102.794	-113.763	-135.072	-150.633	-143.824	-125.798	@NA
@NA	@NA	@NA	0.01	6.463	6.18	2.08	@NA	@NA
133.888	137.892	137.527	130.788	130.855	120.503	64.571	48.929	@NA
11.171	17.182	27.765	46.43	79.737	70.566	44.319	-24.932	@NA
2.667	52.273	24.178	-4.703	-13.402	-18.933	15.154	17.947	28.873
231.168	229.625	473.559	407.5	402.113	361.853	228.016	137.816	139.414
@NA	@NA	@NA	486.608	593.115	1,307.30	1,399.30	1,545.90	1,650.40
444.957	500.198	578.151	690.651	797.964	959.015	1,154.95	1,310.97	1,360.40
0.54	1.06	0.853	0.417	4.371	4.343	0.785	-0.118	0.92
19.303	37.108	33.073	27.01	30.061	46.689	47.292	46.872	43.343
13.221	23.547	30.586	40.088	40.779	@NA	@NA	@NA	@NA
7.172	3.307	1.198	2.196	-4.601	4.866	-25.934	@NA	@NA

20.595	23.877	29.543	33.726	24.012	15.141	17.955	20.292	25.363
152.108	138.878	104.792	108.933	112.26	73.014	77.818	74.921	@NA
33.901	40.08	46.78	52.128	58.536	60.456	61.304	55.115	59.168
217.2	342.1	1,824.20	2,041.60	1,512.10	391	-1,431.60	-1,404.90	-1,953.70
4,669.15	5,256.00	5,709.00	6,552.00	5,822.00	5,564.00	5,762.00	5,940.00	6,167.00
14,253.46	13,415.49	14,001.60	12,042.00	11,644.88	10,373.23	7,470.56	7,907.14	@NA
23.787	18.974	12.098	4.611	2.084	-3.783	-5.894	@NA	@NA
169.875	197.122	208.679	222.392	226.747	243.954	259.501	323.326	@NA
32.326	32.932	49.348	53.069	56.806	62.535	76.38	87.898	@NA
22.505	72.339	99.811	108.8	134.34	149.207	149.036	152.896	169.181
86.41	101.826	152.083	157.026	179.423	193.596	187.816	185.1	164.857
@NA	@NA	266.548	241.975	262.701	237.454	172.735	187.804	202.453
@NA	@NA	@NA	-74.496	-97.605	-100.783	-114.76	@NA	@NA
@NA	@NA	@NA	@NA	@NA	2.422	3.281	4.445	4.918
2.547	3.639	5.105	6.98	7.667	8.968	9.957	10.351	10.101
443.095	376.026	586.703	584.805	286.148	174.743	110.968	246.282	@NA
74.147	75.238	78.08	81.166	85.196	85.062	87.717	93.753	101.612
13.478	17.31	11.459	12.856	11.76	10.248	9.468	7.994	6.237
57.655	54.482	53.347	44.648	13.472	-46.972	@NA	@NA	@NA
-58.103	-113.419	-204.119	-166.381	-164.684	-180.761	-189.748	-203.131	-358.328
1,334.00	1,271.00	1,038.00	1,139.00	1,013.00	992	1,110.00	1,375.00	1,830.00
383.9	402.5	303.3	267.9	324.4	307.7	174.8	121.9	@NA
26,762.00	30,734.00	23,409.00	27,537.00	18,610.00	7,786.00	5,590.00	11,651.00	16,045.00
26,762.00	30,734.00	23,409.00	27,537.00	18,610.00	7,786.00	5,590.00	11,651.00	16,045.00
3,671.30	4,005.80	4,087.00	2,728.30	2,126.70	2,094.10	2,305.30	2,712.00	3,202.50
-62.324	-71.363	-78.083	-16.666	-0.029	3.165	0.57	2.201	12.818
3.672	4.229	3.461	5.115	5.162	2.848	3.704	5.296	7.619
74.568	95.263	134.919	191.197	220.699	264.023	340.541	423.426	524
6.884	9.362	11.781	10.632	11.891	10.991	3.969	4.568	6.338
64.293	178.159	214.894	406.98	472.275	508.684	507.094	592.36	584.998
@NA	3,766.00	3,940.00	6,668.00	8,246.00	7,968.00	12,095.00	14,303.00	17,967.00
3.418	1.992	1.649	-0.043	-0.148	0.029	0.122	0.544	@NA
@NA	@NA	@NA	@NA	@NA	@NA	0.039	0	-3.67
231.835	355.405	341.654	303.434	293.086	226.887	147.352	98.597	79.409
73.603	74.746	43.045	46.138	50.278	20.563	22.594	24.111	@NA
75.681	152.403	151.063	147.826	-5.939	-97.995	9.846	-13.966	@NA
119.579	129.359	136.983	145.913	159.687	218.907	250.77	290.613	314.546
20.741	21.143	14.771	15.037	16.826	18.084	16.457	10.535	@NA
147.354	171.548	180.633	191.904	211.027	222.571	279.567	@NA	@NA
-173.156	-86.361	-90.601	-89.705	-99.983	-96.014	-103.702	-98.026	-105.026
64.683	49.91	55.287	54.166	56.446	61.23	69.766	79.467	@NA
@NA	@NA	@NA	@NA	@NA	@NA	@NA	122.323	35.462
@NA	@NA	@NA	@NA	3.631	51.139	114.217	122.323	187.541
@NA	@NA	@NA	@NA	@NA	0.01	-0.157	-0.607	-0.422
@NA	@NA	@NA	1,947.21	2,882.70	2,972.70	3,421.40	4,292.82	@NA
10,846.22	10,837.08	12,004.29	14,174.66	13,104.94	12,767.39	14,005.09	16,508.32	@NA
9.131	10.222	11.207	9.864	10.075	7.624	8.58	8.773	9.093
419.657	323.322	413.509	474.197	583.905	759.659	869.515	966.902	957.483
32.825	35.686	35.575	41.033	52.069	54.719	55.748	65.272	66.93
49.063	58.481	60.031	66.145	79.388	86.853	86.357	25.805	@NA
@NA	@NA	3.661	14.951	18.111	58.633	69.371	69.485	66.346

89.645	104.317	127.877	108.737	55.589	-12.984	-47.856	-212.306	@NA
8.708	7.193	6.885	6.205	5.638	4.498	4.483	3.861	2.994
@NA	@NA	@NA	-8.649	-20.61	-3.985	548.675	594.033	543.011
1.785	3.976	40.322	51.424	50.03	46.584	50.49	52.621	40.67
@NA	@NA	@NA	0.101	0.193	0.033	-0.272	-0.032	-0.055
17.085	15.324	14.556	13.37	12.19	10.357	15.478	17.814	21.62
@NA	@NA	@NA	@NA	@NA	@NA	68.273	69.789	162.308
2,930.82	3,479.74	3,979.82	4,629.65	5,103.41	5,735.92	6,911.80	8,422.98	8,164.00
1,654.47	1,583.99	1,573.68	2,233.05	2,928.24	3,009.58	3,658.21	4,783.00	4,936.00
@NA	@NA	@NA	194.599	365.239	453.969	602.499	749.69	935.857
512.963	516.224	525.16	961.159	727.865	658.479	787.579	904.509	869.601
@NA	@NA	@NA	-39.593	118.503	116.669	109.348	91.635	35.226
9.526	10.361	11.405	10.227	9.788	8.306	6.645	@NA	@NA
52.29	103.482	183.971	385.657	8,055.96	7,551.14	894.47	375.973	310.792
0.319	0.553	0.574	0.204	0.185	@NA	0.036	0.028	-0.033
@NA	@NA	@NA	-56.703	-52.731	-63.888	-64.136	@NA	@NA
23,417.00	17,505.00	14,983.00	20,644.00	30,175.00	19,707.00	6,814.00	25,268.00	27,726.00
23,417.00	17,505.00	14,983.00	20,644.00	30,175.00	19,707.00	6,814.00	25,268.00	27,726.00
45.846	64.019	108.661	100.36	130.504	153.553	175.18	208.018	264.591
-119.753	-94.239	-54.696	21.569	47.658	-142.337	-510.321	278.787	400.427
127.804	173.205	237.008	317.051	402.104	479.001	573.64	693.643	783.28
1,732.05	1,859.47	2,053.33	2,177.52	2,260.81	2,345.12	2,130.01	2,312.28	2,544.38
113.589	119.539	343.927	745.676	683.542	599.499	667.953	835.806	1,063.11
@NA	@NA	@NA	-99.015	-86.809	-83.137	-79.645	-74.073	-89.936
@NA	@NA	@NA	@NA	@NA	@NA	0.403	0.307	0.196
7.319	6.118	34.942	95.716	130.763	125.874	170.149	261.952	327.595
3.529	3.767	3.849	2.856	2.22	0.948	0.415	0.093	0.084
1.29	2.768	4.065	3.84	1.648	-1.881	-0.879	-0.392	-0.143
@NA	@NA	@NA	@NA	@NA	-0.143	-0.135	-0.052	@NA
@NA	18.105	9.686	5.71	8.161	11.601	18.522	27.98	45.523
16.493	29.98	113.963	122.906	109.059	106.5	111.341	110.032	@NA
@NA	@NA	@NA	@NA	@NA	@NA	-493.752	177.265	@NA
@NA	@NA	@NA	@NA	0.401	0.057	@NA	@NA	@NA
@NA	124.327	109.647	110.284	62.073	60.939	48.903	27.283	15.045
@NA	@NA	@NA	@NA	@NA	@NA	53.473	58.976	54.313
3.007	2.883	2.682	4.092	3.836	3.774	4.066	3.922	3.346
3,279.10	3,395.50	3,745.80	3,617.10	3,503.00	2,864.00	650.6	-13.1	72.8
123.576	160.057	195.477	211.006	222.147	202.716	211.133	228.77	238.901
80.139	83.905	103.468	110.238	117.573	118.172	106.324	108.322	112.356
2.912	4.427	3.962	12.004	1.947	2.257	2.595	4.236	@NA
-3.135	-33.21	-1.423	50.084	7.816	-98.144	-188.358	-249.432	-332.09
@NA	@NA	@NA	0.826	3.683	3.255	6.498	6.323	13.882
75.226	71.695	113.203	154.688	151.324	137.559	369.42	362.775	378.237
213.591	253.012	296.692	359.595	409.74	407.441	387.798	387.54	392.364
@NA	@NA	@NA	@NA	@NA	@NA	@NA	29.183	388.321
@NA	@NA	@NA	@NA	0.028	-0.049	1.309	-2.686	-2.745
@NA	@NA	@NA	0.009	0.003	-0.7	-0.638	-0.605	-0.605
147.922	162.306	173.389	171.365	171.935	141.76	177.505	241.959	@NA
4.202	5.183	3.867	3.461	3.495	6.045	6.178	6.624	@NA
-0.09	89.372	136.184	232.029	247.416	392.243	443.417	518.109	567.174
@NA	443.697	368.91	475.026	545.651	649.589	503.735	539.384	@NA

131.555	150.043	132.241	145.518	119.222	119.599	110.704	79.81	81.117
1,183.60	1,918.51	2,000.04	2,041.80	1,733.18	1,938.95	1,936.20	2,352.58	@NA
1.15	2.157	14.685	59.31	116.3	146.267	120.523	110.37	117.538
358.133	345.21	283.906	296.576	314.362	202.955	315.566	562.289	655.768
326.96	446.897	577.228	3,861.40	4,112.99	3,937.11	5,016.65	4,126.50	@NA
34.928	75.33	100.409	167.355	175.156	177.924	166.28	182.782	220.577
-207.425	28.776	57.398	80.319	103.463	123.868	154.928	214.171	306.682
161.933	157.71	168.372	158.462	134.116	142.429	169.418	203.748	217.406
57.247	81.386	235.491	236.546	336.472	@NA	@NA	@NA	@NA
162.482	164.514	165.475	164.448	163.784	152.099	143.721	153.417	170.401
5.784	14.171	20.938	17.058	11.814	15.883	23.136	29.829	124.541
16.094	18.508	17.847	13.855	10.242	7.194	4.496	-2.462	-1.525
47.275	57.71	63.403	67.326	79.64	91.229	108.987	90.422	104.892
105.273	106.691	77.152	76.867	82.552	100.603	124.231	131.58	128.566
283.653	273.807	225.686	223.282	253.228	289.618	308.846	308.866	@NA
10.709	12.072	12.638	13.454	14.256	14.737	15.313	16.414	17.413
25.992	69.613	60.342	47.547	-24.452	-35.728	-58.841	-47.508	@NA
@NA	@NA	@NA	-24.123	-33.573	-35.707	-38.652	-38.872	-36.395
662.72	826.668	1,029.91	1,161.08	1,405.66	1,756.28	2,232.92	2,957.69	3,218.47
436.477	466.762	511.899	468.187	486.333	422.942	526.629	655.785	874.996
36.035	36.466	39.521	37.068	32.168	16.917	-0.401	-7.655	-9.594
719.746	735.503	851.407	1,486.28	1,269.72	1,374.11	1,471.01	1,738.44	2,035.20
-0.125	@CF	0.041	0.044	0.872	0.821	0.535	0.487	@NA
@NA	@NA	0.947	-8.496	94.35	71.174	103.3	118.489	165.489
252.692	566.237	577.091	577.618	551.003	552.366	532.533	555.598	571.799
161.966	192.284	210.96	189.148	199.113	186.968	178.571	192.451	221.786
@NA	1.617	5.123	4.203	4.445	3.218	3.348	3.565	4.79
1,652.05	1,838.12	1,944.80	1,878.98	1,327.41	1,352.86	1,191.37	1,405.24	1,639.72
63.069	71.718	116.133	90.091	75.791	77.344	79.156	86.993	89.774
4.932	5.32	7.017	7.263	5.96	4.857	2.954	@NA	@NA
@NA	@NA	507.05	491.198	2,503.14	2,713.61	1,411.95	979.593	@NA
150.916	159.554	158.058	168.793	179.375	201.398	224.881	252.736	273.956
-41.1	161.5	220.9	218.9	155.4	-460	-1,074.40	595.9	701.3
@NA	@NA	@NA	82.547	229.987	212.359	229.824	241.716	216.942
@NA	@NA	@NA	0.273	0.265	0.551	0.358	-0.74	@NA
@NA	@NA	1.601	112.173	16.13	@NA	@NA	@NA	@NA
129.152	326.652	324.388	1,416.79	1,444.37	1,466.61	1,579.26	1,672.38	1,753.84
120.482	149.484	199.842	209.624	224.515	251.718	290.578	350.103	@NA
@NA	@NA	@NA	8.454	6.972	@NA	@NA	@NA	@NA
2.268	2.685	3.16	3.723	4.212	4.459	4.967	5.139	5.931
26.512	38.155	45.26	54.201	66.665	80.063	97.35	122.89	130.039
3,196.00	3,368.00	187	1,415.00	1,642.00	1,783.00	2,053.00	2,239.00	2,568.00
@NA	@NA	-1.015	0.418	-4.801	@NA	@NA	@NA	@NA
33.551	14.552	14.099	10.326	14.394	14.543	14.871	3.256	-12.247
-97.189	68.882	69.238	63.637	52.26	42.22	48.209	121.914	@NA
14.773	16.183	17.508	19.623	18.378	8.278	-10.161	@NA	@NA
@NA	@NA	@NA	@NA	31.779	7.769	-99.493	@NA	@NA
333.067	-64.302	-43.686	96.18	-45.637	-165.433	-222.361	@NA	@NA
558.735	492.498	811.544	895.848	857.197	325.775	119.875	36.776	@NA
@NA	@NA	@NA	@NA	29.174	-8.699	-33.572	-22.386	-53.053
274.703	289.896	347.591	304.529	-222.377	-113.554	257.149	325.829	373.632

0.672	1.104	-4.629	49.499	158.694	127.172	41.293	34.286	47.149
5,955.19	7,098.00	8,740.00	12,341.00	15,004.00	18,082.00	19,802.00	22,407.00	24,158.00
@NA	@NA	@NA	-371.186	-362.111	-358.65	-321.897	-285.578	-330.672
11.709	42.216	58.001	56.622	-14.497	2.82	17.467	6.341	2.37
@NA	@NA	@NA	@NA	@NA	4.805	4.68	14.751	21.282
4.782	5.098	29.23	31.015	30.025	27.452	4.55	6.928	10.933
11,187.99	12,171.95	14,631.73	18,185.33	18,000.73	19,316.63	22,145.01	27,590.71	@NA
@NA	@NA	@NA	@NA	75.559	77.741	101.044	116.264	136.585
5.732	6.297	5.987	5.962	6.352	3.821	@NA	@NA	@NA
39.069	44.736	48.749	67.278	99.291	135.368	160.929	223.905	187.562
193.622	178.762	201.392	236.426	263.359	375.646	562.549	819.712	1,192.39
115.972	112.839	93.151	37.482	73.131	65.602	71.747	72.656	@NA
@NA	@NA	-563.222	267.938	165.436	185.096	193.846	216.982	@NA
3.107	0.49	0.23	0.208	0.045	-0.153	-0.251	-0.22	0.204
@NA	@NA	@NA	5.992	0.429	-0.864	-0.89	2.685	4.134
1,158.75	1,447.35	2,571.41	2,769.73	3,439.87	3,945.50	7,931.33	14,415.45	14,605.17
@NA	@NA	@NA	@NA	@NA	@NA	0.723	0.391	@NA
@NA	11.185	15.026	19.32	5.409	@NA	@NA	@NA	@NA
@NA	@NA	@NA	0.084	-0.03	-0.082	-0.268	-1.917	@NA
@NA	@NA	@NA	@NA	@NA	-0.568	-1.804	-3.191	-3.783
129.357	156.184	187.868	226.48	259.995	312.43	364.389	382.36	339.764
18.051	8.665	24.332	25.841	32.475	32.508	31.665	22.335	@NA
54.841	81.117	84.446	111.065	22.263	-118.448	-103.67	-51.776	-42.376
16.413	28.655	41.449	45.379	82.631	82.677	49.622	57.129	46.461
5.237	6.255	5.691	7.663	4.582	-1.15	-0.251	@NA	@NA
@NA	@NA	@NA	@NA	@NA	@NA	1.068	2.397	12.439
@NA	@NA	@NA	1.621	0.741	0.669	0.003	-0.264	-0.609
@NA	0.001	0	-0.002	-0.407	-0.965	-13.424	-15.195	@NA
2.275	3.791	1.722	1.73	3.758	4.519	5.068	16.482	20.279
@NA	@NA	-7.928	588.06	540.68	646.03	578.145	557.119	545.81
41.785	91.21	151.108	208.764	264.996	320.054	375.291	439.369	559.559
@NA	@NA	@NA	368.547	236.437	820.622	763.406	796.152	827.622
4.174	3.795	2.43	2.017	2.612	3.239	11.258	7.822	5.333
@NA	@NA	@NA	@NA	-0.025	-0.04	5.764	5.186	37.891
116.097	105.853	102.525	154.158	622.512	582.667	662.743	762.531	857.756
@NA	@NA	@NA	@NA	@NA	@NA	@NA	3.091	@NA
0.716	7.054	4.169	1.799	2.557	7.605	10.27	4.981	1.892
@NA	@NA	@NA	@NA	-0.62	-1.178	@NA	@NA	@NA
6,121.89	6,074.50	4,298.04	5,422.58	7,953.93	8,005.13	8,424.62	4,556.85	@NA
@NA	@NA	-1.222	33.486	20.57	4.29	-1.556	-39.783	-45.428
273.118	316.365	398.824	389.192	372.435	302.475	224.171	218.733	194.178
141.102	175.428	217.005	242.377	279.408	253.28	257.569	162.137	@NA
@NA	@NA	@NA	@NA	@NA	0.919	0.479	0.448	3.505
@NA	@NA	@NA	@NA	-0.647	-1	-1.098	-1.281	-1.347
@NA	@NA	@NA	@NA	@NA	-0.648	-1.155	-0.535	@NA
872.015	1,107.16	1,265.09	1,628.07	2,046.36	1,979.30	2,100.00	2,232.20	@NA
3.007	40.909	44.734	65.202	73.305	57.131	76.424	118.712	118.127
@NA	@NA	@NA	781.8	850.2	578.5	622	758.9	935.1
@NA	@NA	@NA	0.443	0.071	-0.354	-0.554	@NA	@NA
623.2	519.847	541.276	242.218	96.585	296.113	1,433.14	1,687.48	1,976.65
3.672	3.828	4.12	4.46	4.887	5.089	5.094	@NA	@NA

106.667	209.907	366.855	902.47	950.871	1,035.42	622.325	726.465	881.738
43.072	39.405	23.666	4.599	-2.377	-4.275	-2.288	1.337	-5.683
@NA	@NA	@NA	@NA	17.366	17.644	@NA	@NA	@NA
212.289	360.651	444.076	534.665	511.272	568.362	677.269	711.139	787.309
@NA	@NA	@NA	15.736	42.099	44.343	15.166	13.867	-7.232
@NA	@NA	0.295	25.052	7.421	5.306	4.797	-11.645	-7.757
@NA	@NA	@NA	-3.85	-4.336	-5.32	-5.38	@NA	@NA
@NA	@NA	@NA	@NA	9.352	-1.751	-83.082	@NA	@NA
19.393	52.496	37.313	27.751	13.504	8.816	7.242	5.547	12.154
77.973	86.131	61.955	155.52	166.041	159.198	203.904	241.406	@NA
-1.263	3.163	3.26	3.313	2.899	2.144	2.018	2.136	2.236
68.692	87.815	101.856	57.771	64.686	78.188	89.024	146.124	235.074
10.642	0.479	-2.23	-2.173	-2.061	-0.588	-0.31	-2.214	@NA
99.927	-201.642	-235.773	-264.593	-278.347	-319.043	-391.663	-465.166	-581.712
21.223	43.142	53.596	55.862	69.242	112.937	145.099	153.218	164.057
40.461	34.995	33.731	37.84	38.001	38.17	40.799	44.432	49.602
51.384	87.879	136.98	217.837	316.352	413.53	464.115	470.322	553.399
@NA	@NA	@NA	@NA	@NA	@NA	612.136	655.096	@NA
16.838	17.785	18.394	16.659	16.857	16.563	15.824	16.22	17.276
67.987	69.201	70.937	74.443	71.656	14.399	@NA	@NA	@NA
@NA	@NA	@NA	@NA	@NA	@NA	@NA	-0.062	0.403
@NA	@NA	@NA	@NA	0.311	-0.165	@NA	@NA	@NA
11.746	25.959	37.754	187.502	204.53	244.403	360.577	385.95	451.485
@NA	@NA	@NA	@NA	-64.914	-72.86	-82.625	@NA	@NA
50.763	75.161	97.669	132.774	123.277	103.151	95.404	86.604	79.567
83.467	97.309	94.893	123.025	118.221	35.129	76.764	249.905	333.951
-10.306	-13.367	-8.448	-8.036	-3.256	-0.905	10.086	6.844	2.813
@NA	@NA	@NA	@NA	@NA	-26.696	-294.511	-418.341	@NA
2.339	3.733	4.261	5.135	5.725	6.229	7.122	7.825	8.406
199.41	240.861	259	269.5	248.8	232.8	289.4	346.2	408.9
1,482.90	1,663.90	1,909.10	2,230.10	2,527.10	2,925.50	3,440.50	4,187.80	5,206.30
126.424	117.731	124.386	127.178	100.832	105.779	124.145	144.194	160.644
376.729	435.632	594.349	1,241.00	1,477.20	1,905.40	2,303.50	2,537.80	2,653.90
@NA	@NA	6.289	44.755	33.959	@NA	@NA	@NA	@NA
1.927	-36.919	-28.02	-14.365	0.045	-15.786	-48.016	-37.359	@NA
35.699	36.398	42.313	43.786	45.708	52.252	65.648	87.502	114.324
361.03	412.739	447.884	465.697	508.519	532.88	476.544	463.75	489.495
-423.658	-266.242	-225.313	-207.383	-55.726	-36.198	-3.879	72.344	200.32
@NA	@NA	@NA	@NA	@NA	@NA	@NA	-0.28	-0.478
155.661	170.63	191.448	-214.439	-216.498	-217.15	-215.434	-207.291	-219
79.569	75.865	83.268	112.03	120.219	124.359	139.793	179.527	226.83
1.564	4.58	3.774	3.792	-12.597	-10.252	-9.644	-10.582	@NA
188.988	202.885	202.119	218.52	227.248	214.657	231.296	434.04	682.866
340.35	383.056	474.511	676.583	654.759	1,092.48	1,274.35	1,592.85	2,055.68
347.814	384.165	446.188	445.87	431.096	456.699	559.119	643.382	720.976
702.989	790.283	850.621	899.831	641.827	678.403	733.313	839.59	1,116.28
41.854	97.228	163.205	150.195	145.94	126.314	141.642	171.527	@NA
@NA	@NA	@NA	@NA	0	0.57	0.565	0.447	@NA
391.014	422.826	448.623	464.277	468.527	442.424	452.488	435.416	434.611
@NA	@NA	@NA	@NA	@NA	3,491.45	7,339.92	8,021.34	@NA
6.913	3.139	2.074	0.203	0.107	-0.175	0.047	@NA	@NA

@NA	@NA	@NA	@NA	-0.43	-0.203	-0.669	-1.231	-0.855
@NA	@NA	@NA	@NA	-107.859	-112.095	39.157	59.23	65.12
69.174	73.46	61.757	31.759	34.707	37.133	36.213	34.762	36.824
1,131.51	1,549.92	1,660.98	1,779.31	1,540.36	1,560.29	1,461.48	1,489.25	1,447.16
@NA	@NA	@NA	@NA	@NA	87.304	182.983	150.893	86.269
0.179	1.104	1.086	1.284	1.44	0.879	1.291	1.95	1.603
517.471	954.782	1,162.78	1,685.50	2,202.64	2,791.41	3,511.92	4,191.34	4,966.73
8,080.52	9,594.25	16,672.38	14,696.00	20,405.76	16,425.02	14,594.07	16,077.55	20,117.47
16.547	20.274	22.591	21.181	20.494	14.939	13.273	15.814	21.09
@NA	@NA	42.247	47.755	125.679	187.667	273.352	452.207	@NA
44.688	34.461	35.806	38.35	33.039	29.438	32.12	36.037	@NA
@NA	@NA	@NA	256.81	252.998	254.535	287.214	@NA	@NA
10.539	10.499	9.828	11.195	10.957	9.452	7.142	8.049	6.786
4.229	3.098	2.159	2.164	2.299	2.591	-0.926	0.293	1.636
14.789	1,825.74	2,950.86	2,673.14	2,322.74	2,024.49	1,313.29	1,416.53	1,389.70
359.338	388.209	414.915	663.092	695.146	713.522	609.939	522.328	@NA
55.936	61.848	63.035	56.388	49.494	41.545	35.089	37.876	45.151
9.825	11.518	13.725	15.405	16.537	18.727	21.359	25.027	54.467
103.584	118.798	131.671	159.861	175.802	175.754	160.51	157.424	@NA
15.392	65.064	463.13	1,391.53	1,689.46	1,672.22	1,709.17	1,722.81	1,736.35
256.447	296.738	408.672	377.348	364.553	393.671	567.075	604.551	600.897
@NA	@NA	@NA	@NA	@NA	@NA	100.384	162.108	1,316.00
@NA	@NA	@NA	15.706	13.176	-10.991	-49.383	-16.989	@NA
179.591	340.371	488.833	474.093	553.263	545.855	485.928	669.15	878.635
90.544	93.46	85.994	82.807	79.934	90.106	90.207	92.416	@NA
@NA	@NA	@NA	@NA	13.94	2.796	4.597	15.819	@NA
@NA	@NA	@NA	@NA	61.811	72.848	268.798	415.146	434.5
1,018.70	1,207.00	1,300.00	1,465.30	1,600.80	1,559.10	1,662.30	2,257.50	2,730.10
36.089	41.287	46.407	44.939	47.236	43.482	25.813	37.006	@NA
8.023	8.133	8.17	8.68	10.296	12.424	11.17	14.509	17.31
324.954	319.39	319.759	354.329	395.167	681.944	741.256	802.156	876.843
@NA	@NA	@NA	0.325	0.499	1.017	1.18	0.564	@NA
941.1	1,174.00	1,436.80	1,646.20	1,793.80	1,866.60	1,976.90	2,114.00	2,313.10
695.456	438.999	715.665	881.499	1,228.58	1,659.26	2,229.16	3,263.77	4,052.97
-0.932	-1.279	-1.925	-1.902	-2.316	-2.107	-3.614	-3.95	-3.185
@NA	@NA	@NA	-1,288.56	-1,098.57	-935.943	-995.584	-1,393.17	-1,370.92
@NA	@NA	@NA	@NA	@NA	70.028	107.533	125.452	294.789
-5.057	-6.667	-9.451	-7.463	-9.536	-11.659	-13.199	-19.492	-17.875
-18.447	99.989	94.86	91.843	133.271	165.365	140.218	139.857	143.563
@NA	@NA	@NA	@NA	@NA	-11.363	-29.316	@NA	@NA
559.862	653.448	508.508	539.193	580.993	581.671	538.236	522	390.32
102.98	99.139	-10.392	-25.087	-48.026	-87.661	-112.936	-139.492	@NA
52.423	51.961	54.927	55.522	47.582	44.957	39.096	33.429	@NA
2,397.17	2,920.39	11,311.00	38,460.00	34,290.00	30,123.00	24,682.00	28,842.00	24,586.00
@NA	@NA	@NA	@NA	@NA	@NA	@NA	@NA	5,226.81
@NA	@NA	@NA	@NA	@NA	@NA	18.547	32.792	250.634
71.559	80.906	91.147	87.808	77.517	78.061	78.309	86.081	92.938
@NA	@NA	@NA	@NA	0.015	-0.341	0.042	-0.56	-2.379
1,922.58	2,044.96	2,233.30	2,147.08	2,316.46	2,744.00	4,860.00	5,266.00	2,335.00
@NA	@NA	@NA	@NA	466.19	404.654	860.205	762.134	855.963
@NA	@NA	@NA	@NA	@NA	@NA	@NA	42.924	58.086

249.727	280.035	323.576	383.962	458.994	498.215	668.721	761.719	809.353
@NA	101.24	110.51	113.872	97.1	47.115	42.198	86.827	@NA
15.93	18.998	21.54	26.119	29.737	33.141	34.61	41.23	45.048
24.736	37.877	91.511	149.422	172.86	197.691	319.993	358.926	405.946
3.91	20.423	16.095	12.027	8.604	10.132	7.537	8.009	6.944
1,020.49	921.627	981.11	902.169	834.285	1,056.16	1,286.36	1,577.97	1,811.79
2.192	11.676	16.614	24.344	31.389	23.568	23.294	27.902	34.156
@NA	@NA	@NA	@NA	@NA	160.105	121.129	174.011	204.071
75.552	49.579	11.774	-5.504	-36.426	-67.568	-101.304	-129.002	-72.118
74.738	239.535	283.767	224.542	136.88	-6.681	78.457	40.606	226.634
495.239	566.148	553.441	484.379	437.783	454.439	419.759	421.099	392.781
1.244	6.73	22.326	19.823	5.09	4.756	4.664	3.895	3.366
42.283	46.478	49.57	50.307	57.77	52.81	17.236	0.832	3.32
2,217.48	2,600.61	3,135.95	4,695.47	5,494.89	6,674.44	8,302.00	10,309.00	11,535.00
@NA	3.371	-105.701	-110.183	-123.653	-134.682	-246.629	-269.411	-279.417
225.673	218.84	205.414	203.204	196.741	171.003	163.62	131.912	133.093
482.711	561.497	692.871	791.796	984.954	1,195.27	1,486.66	1,731.50	@NA
6,680.98	6,499.16	7,414.35	6,750.93	6,600.70	6,142.58	7,412.90	8,860.73	@NA
112.319	115.506	166.64	200.512	228.889	279.891	339.729	402.409	487.611
11.605	10.174	9.247	56.568	62.877	63.856	57.669	54.212	66.522
@NA	@NA	14.852	46.387	24.658	29.617	32.424	36.057	@NA
20.101	25.793	44.96	62.435	76.566	102.36	130.075	159.187	164.665
14.39	5.327	3.031	3.31	2.067	-0.865	9.259	7.357	1.111
@NA	@NA	158.275	547.087	541.788	567.854	720.902	657.054	578.68
1,695.72	2,363.28	3,272.37	3,747.00	3,925.00	4,208.00	5,144.00	4,653.00	5,442.00
16.585	22.203	26.372	27.383	40.499	40.207	29.61	29.097	29.285
@NA	@NA	@NA	-17.083	-23.431	-19.981	-24.175	-102.167	-102.4
@NA	6.522	16.442	28.511	15.595	17.947	17.948	16.871	@NA
1,683.30	1,621.33	1,691.72	1,920.72	1,528.15	1,428.11	1,545.76	1,859.12	@NA
@NA	@NA	@NA	@NA	@NA	31.333	32.992	30.367	@NA
971.791	1,123.75	1,157.63	1,187.78	1,068.94	940.609	882.929	1,030.27	1,239.23
8.494	7.735	7.536	18.481	37.967	23.399	11.656	15.194	71.722
277.293	302.531	313.574	325.247	337.701	354.068	369.9	393.723	@NA
@NA	@NA	69.514	78.632	92.593	46.345	56.833	69.966	87.372
@NA	20.328	66.335	90.233	112.34	127.693	145.19	166.056	196.821
54.215	47.195	30.163	21.884	7.268	7.907	15.201	14.768	7.815
@NA	@NA	72.595	118.242	-221.021	@NA	@NA	@NA	@NA
13.576	23.954	27.645	29.724	27.906	29.176	9.342	7.14	7.864
1,260.00	1,463.00	2,570.00	2,908.00	3,267.00	3,478.00	3,573.00	3,838.00	4,081.00
@NA	@NA	36.815	199.402	196.116	222.192	236.635	236.665	187.628
137.455	107.981	183.624	135.763	31.396	41.958	242.869	469.45	546.5
@NA	@NA	-0.437	-0.556	0.803	0.013	-1.256	-1.686	@NA
102.401	102.634	93.443	121.813	85.87	24.332	31.641	41.335	22.698
29,804.11	28,561.47	29,442.13	32,709.35	30,181.44	24,384.09	26,486.67	33,188.23	@NA
1,447.79	1,821.30	1,819.43	1,962.69	1,403.10	1,738.46	1,978.71	2,216.22	2,385.81
@NA	@NA	@NA	@NA	@NA	@NA	5.115	7.315	@NA
@NA	@NA	@NA	@NA	@NA	0.048	-0.031	-0.08	-0.024
17.908	19.97	18.647	10.878	8.17	9.202	11.358	12.188	14.056
3,650.00	3,809.00	3,836.00	4,077.00	3,855.00	3,841.00	4,035.00	4,191.00	4,475.00
125.373	135.579	163.686	136.555	144.259	61.107	42.427	33.484	@NA
573.99	615.809	507.564	427.38	21.676	23.546	42.139	65.811	-75.024

503.114	564.669	807.005	879.666	958.851	998.165	1,057.33	1,216.02	1,423.00
@NA	@NA	@NA	@NA	@NA	@NA	0.866	-2.045	124.07
8,553.40	8,851.60	9,464.70	9,639.10	9,204.40	9,488.40	10,280.90	11,981.90	14,201.50
1,361.10	1,434.64	1,551.79	1,691.48	1,761.03	1,853.87	2,165.82	2,557.05	2,984.51
24.364	26.174	27.784	27.901	28.589	27.371	29.581	31.602	34.682
213.847	229.593	298.131	389.023	482.23	653.831	800.567	1,015.92	1,418.82
77.227	82.017	128.873	149.14	167.957	84.628	96.602	119.202	143.024
@NA	@NA	@NA	@NA	5.85	4.283	3.32	4.443	13.771
-4.952	18.422	25.267	42.665	50.351	50.108	60.255	64.878	@NA
437.24	418.226	477.349	1,330.90	1,171.92	1,163.67	1,059.25	1,107.46	1,183.77
-11.322	9.753	7.823	32.032	12.415	7.898	7.905	4.121	-13.054
@NA	@NA	78.651	54.615	261.621	507.576	346.541	285.114	293.512
@NA	@NA	33.547	-150.901	0.939	22.737	24.501	60.008	87.02
@NA	@NA	@NA	@NA	@NA	@NA	@NA	-2.26	-3.893
159.129	220.048	298.218	408.973	494.987	509.883	531.761	493.46	568.848
261.564	326.93	349.739	360.158	379.844	447.908	507.717	500.765	588.73
@NA	@NA	@NA	@NA	113.889	100.482	@NA	@NA	@NA
14.997	137.508	154.253	95.173	-2.259	18.426	23.382	24.781	@NA
26.945	46.365	72.279	90.411	121.099	176.587	317.308	411.895	522.555
2.02	0.029	5.434	5.883	4.531	6.337	7.609	8.374	12.178
103.718	118.007	133.298	148.617	163.682	169.845	137.714	95.473	115.724
154.16	210.66	253.88	300.38	252.97	634.03	580.43	545.91	541.96
903.117	1,378.56	1,919.66	2,116.82	2,309.69	2,489.48	2,514.47	2,328.37	322.311
@NA	@NA	1.105	-27.303	-19.982	-43.202	-114.081	39.967	@NA
10.72	11.735	13.559	14.392	14.889	15.717	16.948	15.954	17.868
973.382	1,101.62	964.381	1,033.85	2,382.45	2,510.70	2,664.14	2,533.79	2,771.70
332.802	441.911	480.979	566.798	704.646	824.564	1,012.03	1,167.30	1,297.17
1.209	0.326	0.439	0.909	0.076	-2.195	-7.164	-14.981	@NA
277.1	234.1	123.4	114.6	128.4	140.1	104.6	36.1	48.9
18.695	10.743	11.856	13.484	13.138	14.047	13.618	10.953	6.447
50.144	52.57	46.727	48.116	29.205	28.654	-6.912	7.389	10.24
@NA	@NA	@NA	@NA	@NA	3,380.40	3,827.66	3,434.91	2,970.38
12.933	16.819	19.918	24.385	27.469	27.319	21.454	27.799	@NA
385.688	422.475	453.219	480.242	501.853	515.999	530.387	586.541	@NA
333.199	405.915	586.709	692.546	754.36	948.551	1,982.88	2,297.80	2,666.34
@NA	@NA	@NA	-461.628	-362.118	-194.168	-135.367	-98.895	-61.039
43.807	74.748	98.193	143.339	186.625	213.13	260.627	286.248	319.616
19.001	22.693	26.453	25.869	26.829	31.43	40.301	48.723	65.763
4.955	3.23	6.743	7.007	6.837	6.047	5.027	3.92	@NA
66.487	76.42	80.813	88.637	97.672	109.646	124.295	143.702	@NA
3.3	2.256	1.248	0.93	-0.578	-0.197	-1.422	-2.716	@NA
@NA	@NA	@NA	@NA	@NA	@NA	@NA	44.821	64.381
41.131	22.395	8.639	2.396	-10.458	-0.678	13.48	19.012	21.713
23.607	14.88	-2.75	-2.432	1.25	3.968	47.505	61.391	66.27
2.528	3.761	4.911	5.747	2.581	-6.372	@NA	@NA	@NA
40.108	68.127	@NA	17.393	13.298	26.823	37.453	43.595	@NA
@NA	3.176	8.879	8.036	6.788	6.828	0.449	@NA	@NA
103.87	145.533	166.426	147.815	159.47	172.47	236.212	274.713	316.558
146.724	147.629	124.115	125.421	129.209	162.182	259.051	320.116	331.134
3.422	3.941	5.202	8.166	11.292	13.021	13.624	17.264	17.747
10.266	15.113	23.19	29.709	45.448	67.068	90.489	105.641	123.254

@NA	@NA	@NA	@NA	107.36	21.389	-40.787	@NA	@NA
2.393	10.276	12.676	10.501	13.045	32.368	65.512	102.112	150.147
@NA	@NA	@NA	@NA	159.427	146.533	118.378	75.809	@NA
@NA	@NA	@NA	@NA	@NA	121.829	444.442	458.57	@NA
21.976	23.586	26.348	33.347	35.031	36.145	16.383	17.352	@NA
229.548	115.29	99.776	83.879	31.455	16.325	16.11	13.48	@NA
3.652	3.682	3.803	2.59	3.681	1.192	-0.056	-4.786	-4.356
246.849	249.198	254.405	255.332	245.16	236.603	238.257	246.269	255.475
45.532	60.958	94.489	130.566	125.293	114.412	94.165	87.99	91.433
29.906	36.368	44.697	26.557	-113.323	19.274	12.829	8.87	21.422
@NA	@NA	@NA	@NA	@NA	23.095	27.854	12.593	@NA
@NA	@NA	@NA	@NA	@NA	0.031	@NA	@NA	@NA
@NA	@NA	@NA	@NA	@NA	@NA	-3.94	-4.916	-0.945
@NA	@NA	@NA	@NA	@NA	@NA	0.938	1.414	@NA
306.615	342.237	397.296	380	344.026	383.567	519.855	648.825	660.655
@NA	4.592	17.651	53.031	92.867	147.414	202.423	226.128	252.036
5.099	4.328	25.164	33.413	24.341	24.35	28.671	55.568	@NA
13.483	102.039	114.125	124.963	132.487	156.371	180.739	201.102	@NA
@NA	@NA	@NA	@NA	-78.61	-68.091	-49.52	114.528	@NA
@NA	@NA	@NA	-30.677	-25.786	-10.586	13.188	145.987	@NA
-7.508	-24.735	99.36	104.208	85.763	64.171	-33.782	@NA	@NA
75.607	554.728	656.691	736.181	825.742	942.74	1,055.31	1,137.85	1,370.56
146.812	156.396	125.649	131.732	127.437	77.576	87.824	102.982	@NA
@NA	@NA	@NA	@NA	@NA	7.023	3.492	4.65	8.864
106.389	15.457	-156.674	-380.015	@NA	-945.134	-1,457.03	-1,496.17	-1,489.63
@NA	@NA	14.319	84.264	316.201	@NA	@NA	@NA	@NA
@NA	@NA	@NA	@NA	-73.271	-90.51	89.356	112.708	156.283
@NA	@NA	@NA	@NA	@NA	-0.034	-0.021	-0.077	-0.27
1.903	0.518	0.575	2.34	7.747	10.061	15.528	30.799	@NA
1.209	8.448	10.289	20.563	32.826	33.928	22.456	37.016	@NA
@NA	@NA	@NA	-0.085	0.229	0.484	0.233	1.097	-0.239
4.893	2.166	1.529	1.26	-0.763	-0.295	-0.193	1.302	@NA
10.283	7.906	8.943	12.372	26.733	26.934	-88.672	-81.866	-112.483
@NA	@NA	@NA	@NA	@NA	@NA	@NA	13.022	103.283
1,623.38	1,728.06	1,531.47	1,448.66	1,281.16	1,149.65	1,269.31	1,392.24	1,400.54
1,491.84	1,714.29	1,912.01	2,697.01	2,448.64	2,433.38	2,063.50	2,016.30	1,764.20
4.889	2.133	-0.432	1.439	1.965	1.368	0.221	0.297	-0.799
12,584.00	14,594.00	15,593.00	12,812.12	13,917.80	13,890.87	6,641.04	6,285.38	7,607.57
@NA	@NA	@NA	@NA	@NA	27.973	-29.728	3.205	-17.295
@NA	@NA	@NA	-0.556	1.609	0.77	1.159	1.367	1.415
@NA	@NA	@NA	@NA	@NA	282.631	257.368	294.055	259.185
3,155.84	3,261.60	3,334.60	3,136.00	3,494.50	3,839.00	3,990.70	4,781.70	@NA
10,936.21	9,715.80	10,368.55	8,767.51	7,725.31	12,186.63	15,069.20	19,094.28	@NA
11.724	11.682	10.571	6.832	6.962	6.605	6.226	4.904	5.461
32.318	31.631	32.731	34.14	36.553	38.596	42.482	37.069	34.269
12.257	15.294	18.674	20.437	21.025	21.724	23.779	26.816	31.374
0.729	27.61	31.34	39.853	43.841	47.381	42.061	50.811	79.583
0.791	-0.325	1.075	-9.235	-3.241	-4.254	-3.761	-2.467	-0.673
116.292	120.767	125.233	132.162	138.224	146.261	153.01	158.504	176.498
1,473.19	1,475.06	1,316.65	1,185.61	1,229.57	1,314.49	1,372.06	1,634.01	1,788.99
@NA	@NA	@NA	@NA	-56.024	-56.822	-55.622	-26.844	-31.192

33.969	63.205	79.387	85.75	94.88	97.209	67.322	23.62	@NA
@NA	@NA	@NA	@NA	@NA	-3,179.00	-5,176.10	3,698.00	3,025.70
10.221	8.724	8.323	2.22	4.081	2.91	1.479	13.063	22.034
180.847	46.408	-165.09	130.045	109.684	73.653	42.056	@NA	@NA
@NA	@NA	@NA	@NA	2.901	3.488	5.249	9.291	12.175
152.01	144.64	165.719	200.64	247.48	349.118	403.245	494.868	834.995
50.926	95.383	108.774	122.689	143.49	204.202	229.964	303.135	330.74
155.782	182.039	218.394	403.044	463.731	556.291	650.524	784.285	947.817
121.437	136.961	161.976	177.837	208.173	260.71	293.831	326.604	366.011
391.974	483.882	547.675	525.992	405.284	238.771	41.297	-373.599	@NA
@NA	@NA	@NA	@NA	@NA	@NA	@NA	0.076	@NA
-0.192	0.072	0.247	0.715	0.936	1.327	-0.694	-3.258	-9.463
@NA	@NA	@NA	@NA	@NA	@NA	19.111	12.906	11.202
-2.749	-2.226	-2.133	1.661	2.617	2.053	1.195	-0.554	@NA
1,155.95	1,328.91	2,028.88	1,907.72	1,601.25	1,848.44	2,297.11	2,794.09	3,223.05
1,323.45	1,427.68	1,345.78	1,522.72	1,653.92	1,457.62	1,258.35	2,157.42	2,548.51
14.055	8.668	5.164	5.086	6.203	9.125	8.777	8.641	@NA
@NA	@NA	@NA	@NA	@NA	0.113	-0.513	0.023	0.475
800.678	866.739	1,086.47	1,552.90	1,548.48	2,178.42	2,568.93	3,466.06	4,078.70
44.342	33.022	37.417	44.601	38.881	19.305	4.12	@NA	@NA
116.102	133.057	138.063	131.132	122.141	125.23	127.238	20.449	-5.77
15.645	16.36	16.691	20.193	33.86	27.433	25.915	18.099	22.343
3.838	4.524	5.61	6.331	6.576	7.181	7.215	7.337	7.537
@NA	@NA	@NA	@NA	@NA	@NA	8.731	9.507	31.9
302.959	142.831	62.444	8.927	21.345	7.176	-7.15	-8.044	-3.669
@NA	@NA	266.018	292.313	378.717	392.587	426.482	512.444	544.99
13.949	16.051	17.719	22.942	30.271	40.82	58.655	86.539	174.905
138.077	113.157	103.017	23.439	44.473	73.7	92.389	87.765	97.734
@NA	@NA	@NA	@NA	@NA	0.486	0.412	1.003	1.016
342.439	434.717	545.046	692.965	807.59	941.844	1,052.98	1,026.27	1,088.40
0.042	-1.549	-0.724	1.206	3.218	4.015	6.162	13.193	90.923
@NA	@NA	@NA	@NA	12.349	5.98	39.271	54.914	168.532
141.517	159.769	154.351	164.314	168.94	175.201	189.365	238.977	@NA
16.749	20.121	24.45	29.025	32.992	34.228	33.824	36.978	41.167
@NA	-4.446	58.229	64.79	77.342	136.835	175.225	205.711	244.957
47.546	96.563	116.697	161.826	213.131	247.955	302.391	428.762	458.034
@NA	@NA	@NA	@NA	-0.616	-1.158	-1.699	-2.803	-2.179
@NA	@NA	@NA	@NA	2.378	-0.202	-0.274	-1.313	-2.079
119.949	157.056	195.325	217.176	235.652	256.657	260.174	256.053	@NA
90.056	92.274	73.327	73.246	91.588	119.872	153.656	195.937	241.363
-27.547	-17.873	39.304	104.197	117.98	111.141	115.204	128.665	152.186
180.643	212.733	262.711	292.133	166.321	195.632	121.947	159.272	139.223
1.793	14.594	14.09	9.641	10.412	0.593	-3.565	@NA	@NA
@NA	@NA	3.468	315.645	9.856	0.253	-0.868	7.976	-1.712
23.561	45.783	@NA	35.934	40.861	51.09	67.599	79.422	96.838
106.775	367.744	247.673	96.721	-199.789	-538.043	-948.465	-1,089.85	-1,327.34
853	836.4	702.8	703.8	410.4	467	598.2	607.5	595
52.805	59.77	67.564	48.598	39.508	44.011	45.11	49.893	70.911
@NA	6.565	11.262	17.189	18.385	0.996	-3.38	1.435	2.467
@NA	@NA	@NA	@NA	-0.029	-0.317	-0.132	-2.701	-1.93
@NA	@NA	1,742.61	2,133.42	6,047.80	5,218.03	5,372.51	5,266.96	@NA

49.423	55.473	61.53	68.559	78.67	92.45	@NA	@NA	@NA
40.326	27.364	58.138	-63.127	534.431	296.002	278.064	121.684	@NA
@NA	@NA	@NA	@NA	5.604	5.663	3.671	-10.629	@NA
27.881	53.856	59.036	66.272	79.221	103.265	247	309.878	398.092
5,526.00	6,880.00	6,694.00	6,782.00	5,860.00	5,766.00	6,037.00	5,121.00	4,856.00
59.151	69.613	87.489	402.601	336.569	220.53	-62.201	-144.929	-236.236
778.091	822.635	811.784	658.284	594.766	617.79	649.992	615.594	653.456
184.624	186.057	183.841	205.89	-268.407	-305.707	-11.083	53.133	139.092
@NA	@NA	@NA	@NA	@NA	1.574	5.584	13.986	@NA
223.329	212.625	184.713	186.942	58.281	62.546	62.996	39.559	27.858
3.165	-19.555	-19.922	16.083	20.624	20.056	26.774	35.849	-17.472
361.045	334.694	364.818	314.424	280.579	325.806	681.199	839.155	950.994
290.158	220.305	228.888	241.685	268.561	265.727	272.227	296.157	364.026
11.066	12.196	7.911	6.477	5.898	7.452	10.112	14.987	49.686
10.789	11.243	10.498	10.959	11.354	11.153	11.248	10.441	@NA
26.675	37.601	43.701	32.321	13.004	1.045	4.638	0.564	-0.536
73.293	77.604	80.436	79.402	79.281	43.251	24.266	-8.067	@NA
@NA	@NA	@NA	-0.157	-0.279	-0.989	-0.771	-1.341	-1.666
323.048	392.731	403.894	440.663	531.879	585.656	643.936	683.631	664.369
100.004	196.707	237.933	207.389	-63.451	-329.118	105.168	@NA	@NA
158.132	221.354	230.976	280.876	361.176	319.516	248.486	200.859	415.19
2,526.36	2,500.74	2,588.79	2,947.74	2,717.70	2,609.05	2,653.28	3,140.92	@NA
5.69	5.774	5.882	6.096	6.351	6.534	6.824	6.806	7.04
170.804	217.3	235.147	344.443	435.896	505.686	713.062	940.51	1,220.10
312.131	338.541	106.315	-115.045	17.345	@NA	@NA	@NA	@NA
38.7	43.669	88.989	57.94	51.273	@NA	@NA	@NA	@NA
52.283	76.133	84.202	161.281	114.185	81.525	87.815	89.677	168.45
3.03	-4.741	-17.199	-8.023	-3.512	-5.934	-18.049	-8.459	@NA
5.241	21.532	28.91	32.744	32.919	30.778	34.511	37.368	38.944
155.33	169.235	153.233	168.227	204.734	238.783	277.106	319.378	361.732
260.685	584.326	658.905	772.437	809.309	998.195	1,208.77	1,422.07	@NA
195.918	199.09	220.125	242.284	226.235	-48.862	-465.914	59.2	73.849
46.593	88.777	112.989	140.221	181.705	190.762	203.674	199.797	212.722
@NA	@NA	@NA	@NA	@NA	-0.71	-0.869	-0.207	@NA
5.399	-26.194	-21.137	-57.605	-99.377	-162.654	2.623	@NA	@NA
11.406	10.295	50.955	29.982	12.276	-4.887	-11.357	2.664	7.82
@NA	@NA	@NA	@NA	@NA	7.342	6.55	6.004	@NA
45.437	70.485	101.283	114.443	41.767	42.224	34.972	29.574	31.447
23.721	8.684	-6.208	-19.581	-19.787	-40.535	-49.614	-52.349	@NA
@NA	@NA	@NA	@NA	@NA	@NA	@NA	126.509	@NA
@NA	-1.257	54.964	402.636	-248.907	146.711	131.65	149.107	199.143
@NA	-37.178	280.127	330.14	252.708	151.31	34.645	-106.987	@NA
658.2	484.4	389.9	370.5	375.2	@NA	@NA	@NA	@NA
81.557	-162.223	-83.703	-144.238	-236.026	-602.607	-1,189.15	-1,177.79	-1,144.82
@NA	@NA	@NA	23.405	-14.836	80.233	79.298	84.467	55.197
@NA	@NA	22.024	27.1	31.699	37.154	45.262	55.894	63.05
@NA	@NA	@NA	@NA	@NA	@NA	-51.238	-67.266	@NA
1.421	-0.166	-2.083	-4.697	-6.157	-8.403	-11.55	-4.596	@NA
-166.892	-64.548	-29.222	-2.734	-69.659	-45.072	129.756	187.4	269.721
@NA	@NA	@NA	@NA	@NA	@NA	2.24	7.091	62.325
@NA	@NA	368.857	347.816	280.701	251.898	1,573.80	914.542	@NA

249.937	310.777	385.357	813.451	799.701	797.237	815.218	851.444	898.149
829.273	812.837	921.442	1,093.32	1,247.93	2,276.67	2,760.43	3,448.12	4,522.27
@NA	@NA	@NA	-3.917	8.364	4.257	0.735	-1.662	-3.127
13.116	15.296	17.561	20.846	21.776	22.713	22.778	27.17	@NA
2.475	4.734	4.583	10.377	6.817	5.653	6.93	3.447	4.922
66.572	82.313	124.993	127.278	138.333	148.503	161.805	169.505	166.492
269.123	50.813	50.926	49.002	37.984	20.38	25.753	28.012	23.632
@NA	@NA	@NA	@NA	23.991	10.27	42.95	97.451	@NA
796.916	856.895	926.495	1,195.60	1,862.12	1,614.65	935.949	1,071.66	1,199.60
80.727	95.008	117.659	151.753	177.614	216.594	272.873	446.508	588.244
@NA	-0.236	-1.04	112.218	58.995	14.813	-12.21	@NA	@NA
54.169	61.162	71.614	68.234	72.384	75.162	89.572	105.985	125.227
379.184	258.675	-224.77	-192.811	-108.51	-111.313	-30.6	-56.245	17.985
@NA	@NA	@NA	@NA	@NA	32.858	0.369	-1.96	@NA
@NA	@NA	@NA	@NA	@NA	-7.591	-41.215	-45.67	@NA
79.8	86.3	103.5	127.2	91.7	105.2	@NA	@NA	@NA
31.813	61.593	79.839	86.062	67.388	63.052	74.636	89.156	91.077
@NA	-21.984	-24.859	420.256	1,057.07	1,052.95	1,244.02	1,278.42	1,328.45
@NA	@NA	-26.306	76.952	48.782	6.414	-17.724	@NA	@NA
1,211.70	996	779.7	778.4	823	717.9	728.1	769.3	922.1
1.07	1.667	0.943	0.665	1.13	1.538	0.847	-11.227	@NA
2,998.24	2,419.70	2,113.42	1,842.33	764.051	783.577	1,131.80	940.273	@NA
121.384	111.98	120.618	137.584	167.257	256.53	300.132	352.055	404.634
@NA	@NA	@NA	-0.421	-1.175	-1.293	-2.301	-0.414	-0.892
34.015	48.462	64.297	80.788	-6,979.14	144.083	142.11	75.91	73.18
10.756	79.093	102.582	101.848	104.564	117.761	170.881	225.299	346.762
6.369	15.813	13.234	5.169	7.564	18.988	15.991	10.954	6.19
390.765	356.584	371.446	392.303	-104.522	-832.142	-2,344.41	-2,138.89	@NA
450.1	317.2	229.8	352.7	475.5	427.4	443.1	371.5	434.3
17.724	18.054	23.741	33.483	39.128	91.125	91.265	108.491	102.01
128.474	139.283	147.995	120.922	113.259	106.494	@NA	@NA	@NA
@NA	@NA	@NA	@NA	39.473	46.978	98.989	133.641	161.733
@NA	@NA	@NA	@NA	@NA	-65.144	-72.404	33.917	@NA
381.234	507.157	524.377	528.816	607.863	719.938	884.57	1,033.71	1,219.96
1,774.64	1,230.29	1,775.82	1,503.45	2,298.18	2,129.12	2,132.65	2,176.76	2,163.37
1,869.83	1,291.16	1,867.33	1,584.32	2,406.26	2,243.99	2,264.57	2,298.05	2,297.28
@NA	@NA	@NA	@NA	@NA	383	1,270.80	794.9	69
@NA	@NA	-13.447	-41.493	198.42	208.338	278.49	283.798	288.826
108.214	149.114	189.261	236.197	279.141	339.501	444.665	562.804	687.561
@NA	@NA	-119.077	-122.704	-124.339	-162.611	-165.089	@NA	@NA
30.718	40.957	112.292	277.452	267.822	206.042	136.597	106.789	115.085
125.503	152.753	154.913	206.69	309.371	405.378	842.4	794.83	794.271
11.272	13.254	14.292	18.081	11.387	17.277	15.437	18.796	@NA
@NA	@NA	@NA	@NA	-1.752	-2.448	-0.281	3.289	@NA
1.505	-11.748	83.755	82.882	80.344	88.986	94.734	100.686	99.286
251.445	256.44	280.751	342.361	250.307	220.429	221.164	216.767	192.714
2,157.50	2,728.53	618.562	970.615	1,648.04	1,612.82	798.312	510.281	789.392
102.72	105.782	110.21	159.837	131.194	147.973	159.104	183.932	208.554
13.581	11.48	14.992	20.294	22.362	20.279	19.157	16.395	@NA
5.32	4.179	6.598	7.315	8.665	10.299	6.942	7.382	8.146
3.991	3.588	2.494	1.106	1.25	-0.018	-1.485	@NA	@NA

@NA	@NA	@NA	@NA	@NA	@NA	-0.075	-0.005	-0.153
35.251	37.777	33.503	27.678	16.945	8.964	-15.672	-30.037	-29.292
41.1	41.295	50.221	52.827	36.971	15.528	10.785	4.808	@NA
8.382	8.092	7.606	8.139	10.871	9.874	10.54	6.954	5.37
@NA	@NA	4.907	12.757	46.332	52.957	65.546	63.207	22.585
26.369	59.192	59.635	50.229	50.326	51.043	52.393	58.385	71.371
-981.431	-1,144.19	-869.581	-174.622	-177.335	95.543	288.423	634.213	1,911.29
@NA	@NA	@NA	-8.938	-10.972	-16.465	-30.577	@NA	@NA
@NA	@NA	@NA	@NA	121.635	64.881	69.647	@NA	@NA
1.03	1.761	8.006	6.981	6.988	5.176	5.39	3.144	@NA
328.843	380.681	424.703	473.431	467.547	544.455	643.188	755.419	765.569
40.188	39.442	45.236	54.659	55.422	46.696	48.823	51.917	53.703
1,084.93	1,846.22	2,282.26	3,088.96	3,615.92	3,756.58	4,034.69	4,262.90	4,804.52
31.205	38.936	123.501	112.683	114.252	88.776	62.02	@NA	@NA
@NA	-0.143	0.194	43.122	42.956	36.624	40.36	38.715	39.74
223.64	212.15	221.801	229.824	284.271	334.406	414.528	516.531	@NA
248.726	316.786	343.935	319.598	334.591	354.417	388.891	415.418	234.516
679.823	665.602	614.771	549.342	525.94	454.231	467.253	514.864	562.851
293.976	317.061	280.372	283.393	282.429	316.754	320.481	356.94	395.606
310.449	304.62	345.866	386.187	453.334	562.862	680.079	824.542	1,056.83
45.109	49.521	53.717	55.303	55.866	59.158	45.184	47.828	@NA
@NA	@NA	@NA	-0.455	-0.559	-0.736	-0.902	-1.177	-1.429
35.274	39.194	25.915	-14.44	51.943	55.838	51.913	64.029	80.524
33.113	38.255	44.723	59.102	65.618	75.062	93.059	107.244	117.225
539.898	1,094.57	2,007.58	2,208.34	2,293.83	2,271.44	2,267.27	2,322.17	@NA
@NA	10.682	9.101	142.839	152.948	157.37	171.928	171.822	247.637
19.925	38.622	57.711	50.739	173.808	211.497	245.036	253.904	173.576
24.998	208.886	-295.446	-281.483	-325.345	-401.399	-464.698	-189.33	-229.266
33.216	32.454	31.235	29.844	31.337	32.619	33.608	35.531	45.542
6,256.49	5,686.15	5,796.79	6,277.87	5,260.66	4,527.63	4,009.93	@NA	@NA
50.079	45.278	48.25	58.962	64.62	63.162	68.696	79.054	68.691
70.874	85.301	148.904	150.752	342.397	347.184	368.959	397.214	444.075
205.2	220.439	256.917	110.28	113.597	86.444	88.1	69.088	65.334
35.125	-12.863	-17.975	160.974	279.751	207.504	208.343	350.281	@NA
19.253	20.435	18.639	16.56	11.786	12.249	10.355	9.019	@NA
32.312	66.991	73.963	74.735	72.522	74.402	74.319	62.662	@NA
297.5	318.1	361.4	430	493.7	718.9	772.6	856	@NA
-20.196	-33.24	-48.638	-48.219	33.187	22.858	183.677	235.826	300.564
36.81	66.635	80.564	97.612	123.195	144.572	141.941	195.241	220.335
5,092.00	5,434.00	5,979.00	6,304.00	6,083.00	3,459.00	-301	2,192.00	4,469.00
4,945.00	5,862.00	6,066.00	6,839.00	6,769.00	6,119.00	6,753.00	6,401.00	6,092.00
@NA	@NA	@NA	@NA	-0.034	-0.115	-0.418	-0.182	0.643
-18.216	-21.038	70.691	53.374	16.6	6.772	54.515	92.762	114.344
2,235.32	2,726.00	3,154.10	3,495.27	1,975.82	1,432.86	1,303.77	1,526.96	1,853.58
796.767	524.438	956.486	1,205.72	1,161.59	1,220.96	1,218.70	816.517	991.535
@NA	@NA	@NA	@NA	7,670.77	7,021.64	7,580.81	@NA	@NA
28.449	29.156	36.649	77.123	93.562	94.743	117.384	189.926	@NA
@NA	@NA	553.639	824.354	1,254.36	1,682.99	1,346.46	1,302.53	1,367.88
7.472	14.521	16.46	13.746	4.414	1.474	2.151	1.182	0.502
@NA	@NA	@NA	@NA	-0.033	0.14	-0.097	-0.438	@NA
1,401.23	1,592.18	1,715.94	1,698.53	1,471.86	1,487.76	1,341.89	1,458.86	1,647.25

126.157	146.619	162.818	178.128	179.773	131.687	107.649	111.154	129.56
63.772	71.609	82.667	93.345	96.313	112.102	130.891	144.551	156.919
4.567	7.328	17.028	19.043	20.217	21.678	21.825	19.097	20.557
460.864	395.996	459.242	694.502	661.747	690.048	548.371	590.702	638.427
@NA	@NA	@NA	@NA	@NA	@NA	6.781	46.707	164.475
3.621	5.168	4.393	3.713	3.686	1.896	1.996	2.125	@NA
39.139	34.111	21.895	21.402	28.01	40.566	50.267	47.723	14.729
425.593	558.832	634.774	735.31	835.133	959.595	1,145.60	1,325.32	@NA
@NA	@NA	@NA	-0.122	-0.933	-4.952	@NA	0.678	0.027
124.347	160.003	177.655	190.524	116.176	-11.497	-17.225	-27.213	-7.749
237.242	543.243	816.008	974.882	912.495	771.925	211.145	228.97	226.518
597	296.5	@NA	@NA	81.377	85.969	103.491	122.383	@NA
-3.673	-0.443	0.965	2.906	8.919	18.47	17.685	0.217	@NA
4.898	79.43	77.953	134.179	290.483	322.649	36.846	1,325.19	1,000.63
113.182	323.749	1,626.55	1,615.60	1,544.98	1,446.62	1,359.69	1,362.05	826.065
1.155	0.864	0.715	0.816	0.977	1.155	1.221	1.394	2.474
@NA	11.125	27.676	86	134.046	199.016	259.236	255.654	294.895
176.221	183.523	191.692	192.949	192.021	198.233	198.385	198.484	@NA
7.083	3.86	-3.685	-7.51	-7.305	-7.878	-8.488	-10.066	-10.663
@NA	@NA	@NA	@NA	-0.534	-0.957	-1.075	@NA	@NA
@NA	@NA	@NA	@NA	@NA	@NA	-62.69	-84.423	@NA
@NA	@NA	8.856	1.708	10.233	6.115	4.289	6.288	3.466
@NA	@NA	@NA	@NA	-0.317	4.919	15.03	16.817	@NA
@NA	@NA	@NA	7.439	1.065	56.584	54.406	53.437	50.751
828.161	892.137	762.267	825.261	844	775.8	830.4	1,010.90	1,110.70
@NA	@NA	@NA	@NA	@NA	2,186.15	2,351.48	2,470.75	2,670.51
@NA	@NA	@NA	@NA	-0.011	-0.023	@NA	@NA	@NA
23.152	23.45	24.233	26.088	29.927	27.218	22.482	15.866	11.264
-0.293	0.139	-0.041	-0.417	-0.506	-0.772	-1.025	-1.341	@NA
26.295	84.365	121.998	375.382	450.671	517.261	637.178	698.333	769.687
109.683	118.174	132.011	149.755	155.263	200.719	230.67	265.398	334.762
260.321	270.84	163.53	382.633	671.653	93.56	-29.449	@NA	@NA
11,769.58	13,754.21	15,197.21	20,593.00	18,524.00	17,862.92	19,007.00	22,865.00	@NA
@NA	@NA	@NA	@NA	-0.165	-0.165	-0.425	0.018	10.336
253.472	258.268	314.087	377.044	188.054	185.87	140.368	127.408	235.919
3.146	12.495	52.295	107.414	111.801	45.041	50.919	67.074	127.683
-4.552	-4.61	-4.846	-5.257	-4.802	-5.13	-5.458	-5.842	-6.23
@NA	@NA	-46.193	-75.122	274.465	309.426	227.425	216.676	312.635
36.718	18.678	14.724	10.886	12.24	10.934	16.592	16.023	3.714
61.405	47.49	45.133	43.178	30.653	36.912	56.434	61.12	67.511
69.701	81.357	97.28	-88.531	-74.514	-66.012	-69.824	-72.04	-76.247
204.735	244.114	287.12	331.708	379.341	438.889	491.172	548.074	633.325
521.549	568.093	637.267	725.14	827.482	214.603	@NA	@NA	@NA
26.707	31.521	36.98	42.622	50.04	54.924	59.274	64.531	@NA
24.365	28.706	31.465	30.5	25.242	24.286	21.772	20.427	18.623
-29.751	-31.05	-32.638	-33.638	44.267	39.702	50.699	55.845	@NA
-7.224	-10.782	-11.921	-15.705	-19.33	-15.927	-18.106	1.053	0.372
36.883	42.613	63.466	65.894	88.886	135.509	198.58	439.266	485.009
41.202	58.477	104.539	97.687	85.791	48.084	28.46	-0.136	@NA
15.443	18.852	33.487	27.085	22.88	17.721	17.846	19.747	18.134
3.875	6.365	16.995	17.014	13.59	16.343	20.621	26.808	31.062

97.093	130.68	161.575	-136.93	-146.67	-123.924	-129.791	-91.667	-82.992
92.266	205.078	204.392	-74.967	-240.487	340.224	412.117	473.074	481.273
@NA	@NA	-3.951	401.598	422.681	217.259	186.336	174.485	94.887
@NA	@NA	@NA	@NA	66.248	65.724	67.319	82.1	110.989
223.34	183.782	205.025	203.518	194.305	185.687	153.881	226.041	207.312
260.35	283.778	324.679	381.885	486.23	573.092	773.758	1,033.20	1,322.00
61.617	48.247	62.368	79.573	79.477	87.294	99.687	102.558	127.265
780.1	607.8	669.4	735.4	736.5	832.3	983.8	858.6	1,221.30
761.686	967.476	1,656.89	1,828.81	1,763.83	2,054.17	2,658.89	3,662.90	4,115.20
9.742	32.537	19.363	20.038	21.38	21.77	19.939	21.105	19.775
451.66	531.83	794.297	961.013	1,148.40	1,375.93	1,726.64	2,082.43	2,474.22
21.552	10.295	3.536	4.186	0.077	-2.703	0.331	12.64	102.981
592.661	1,021.62	4,202.00	3,690.00	3,851.00	3,756.00	3,997.00	4,326.00	4,788.00
195.348	183.387	166.261	216.801	288.887	248.904	270.678	339.939	488.921
57.829	92.95	115.35	135.467	152.108	165.796	167.055	188.614	219.715
-0.766	-1.416	1.551	2.498	2.169	-14.376	-20.899	-25.69	5.51
132.143	165.803	177.979	179.912	194.028	201.895	223.307	227.678	276.51
16.08	28.513	43.691	53.997	64.562	99.646	76.446	99.285	157.129
67.878	75.761	91.757	98.202	113.207	120.371	135.806	152.635	145.553
547.447	819.57	839.29	1,056.61	1,074.66	752.06	812.263	738.859	784.258
@NA	@NA	@NA	@NA	@NA	@NA	48.92	41.98	115.317
84.633	157.21	190.542	231.628	262.186	259.607	215.902	243.406	155.605
48.298	56.093	70.398	82.345	60.45	60.01	74.667	69.095	89.852
35.411	65.123	81.645	81.061	97.744	-67.372	6.375	32.978	148.922
261.524	242.026	244.727	250.495	249.592	262.239	253.041	267.716	246.862
146.727	152.92	154.564	166.826	172.358	164.34	137.983	133.64	120.168
@NA	@NA	@NA	@NA	@NA	@NA	@NA	@NA	@NA
103.644	207.91	251.713	230.788	-263.107	-335.75	284.326	203.578	226.306
@NA	@NA	3.413	1.956	0.579	3.798	-3.552	-6.47	-5.982
251.111	287.416	312.034	353.086	399.319	448.741	530.431	592.206	603.264
74.156	78.117	80.503	82.718	81.642	82.762	80.11	84.884	87.068
@NA	@NA	@NA	@NA	26.18	8.443	17.009	52.703	-27.656
21.331	26.861	31.178	33.594	21.246	5.641	5.535	2.94	4.547
226.434	250.87	258.76	253.428	243.935	241.457	230.154	223.174	@NA
@NA	@NA	@NA	0.722	-1.124	-0.187	-1.664	@NA	@NA
170.248	5.374	-5.839	-3.161	-5.214	-20.603	-58.479	-94.361	@NA
228.637	272.199	286.629	308.336	255.671	254.948	201.917	212.574	226.516
6.224	8.471	8.929	8.838	7.047	6.805	5.918	6.05	6.45
-2.082	-2.141	7.09	8.862	13.391	15.428	18.467	20.645	30.195
431.459	396.466	402.073	431.332	550.771	567.876	567.676	616.126	588.588
36.847	42.129	50.841	62.192	69.874	74.135	80.664	90.054	99.899
3,566.00	4,199.00	5,043.00	5,862.00	6,519.00	7,860.00	9,443.00	11,065.00	13,029.00
36.953	48.354	79.21	139.403	135.866	125.164	112.34	107.709	30.678
1.348	1.58	1.797	2.09	2.873	3.129	3.316	3.404	@NA
119.805	134.187	138.431	156.382	174.052	194.319	223.12	263.395	305.009
3.439	-1.795	7.434	3.274	@NA	@NA	@NA	@NA	@NA
43.929	55.691	90.112	109.618	135.309	153.812	405.145	536.41	662.7
14.058	60.416	67.488	71.975	67.475	57.588	40.108	36.655	46.744
@NA	@NA	@NA	@NA	@NA	@NA	0.015	0.05	0.438
@NA	@NA	-130.087	-154.457	-175.429	-40.024	-68.008	-7.989	-2.214
@NA	@NA	@NA	@NA	@NA	16.695	3.183	122.709	213.621

15.97	15.781	16.288	17.454	11.39	5.686	-0.309	@NA	@NA
-0.106	-0.452	-0.286	-0.208	-0.199	-0.289	-0.216	-0.138	-0.056
@NA	@NA	@NA	@NA	-3.081	4.191	16.905	19.761	-0.7
2,646.00	2,528.00	2,504.00	422	330	74	-94	58	150
24.312	24.88	32.749	22.76	@NA	@NA	@NA	@NA	@NA
@NA	@NA	@NA	@NA	@NA	@NA	26.987	37.902	173.211
@NA	@NA	@NA	@NA	5.195	36.047	9.115	@NA	@NA
0.794	17.351	30.301	126.909	43.946	3.262	0.823	1.681	21.517
@NA	@NA	@NA	@NA	@NA	@NA	-81.336	260.477	@NA
@NA	@NA	920	1,728.00	2,684.97	3,523.02	4,138.43	4,513.51	3,614.65
4,205.00	4,504.00	6,303.00	6,554.00	7,376.00	7,778.00	8,512.00	9,090.00	9,852.00
119.158	119.82	138.214	165.373	195.204	219.946	334.619	414.822	511.604
378.264	443.724	516.453	757.076	925.483	1,036.95	1,208.05	1,468.20	1,701.16
165.36	214.895	266.193	272.368	316.751	359.238	372.785	428.463	511.507
512.501	128.033	598	3,033.00	6,161.00	########	52,817.00	56,038.00	60,771.00
@NA	@NA	-10.121	133.247	34.849	-32.222	-24.697	65.632	-2.692
977.186	1,091.36	1,220.66	1,119.23	1,218.71	1,340.70	1,409.15	1,552.39	1,653.48
3.076	2.208	1.43	1.417	2.363	2.694	2.636	3.293	@NA
15.255	46.8	52.694	39.401	25.377	15.014	@NA	@NA	@NA
314.677	385.252	525.756	616.334	745.145	912.583	1,129.51	1,476.63	1,919.99
397.464	519.062	1,092.25	1,277.71	1,348.59	1,497.46	1,043.38	1,226.44	@NA
@NA	37.773	51.1	45.467	79.711	128.209	253.66	281.753	322.524
@NA	@NA	@NA	6.014	10.45	13.341	14.68	@NA	@NA
@NA	@NA	@NA	@NA	@NA	0.015	0.066	-2.152	-3.892
0.013	21.665	23.736	22.232	20.987	24.149	43.284	49.32	53.089
7.384	6.23	6.526	6.85	6.327	6.651	4.439	5.817	6.626
@NA	@NA	-6.949	5.071	-7.613	-20.267	-25.404	7.924	10.402
181.877	515.279	606.796	727.135	700.095	447.408	512.076	413.51	@NA
@NA	@NA	@NA	@NA	-30.723	-33.062	-32.043	-44.255	@NA
45,780.84	45,620.42	55,232.00	65,116.00	57,122.00	54,515.00	59,243.00	77,383.00	@NA
4,190.60	4,428.00	3,624.00	3,680.00	3,418.00	3,414.00	4,030.00	4,222.00	4,325.00
10.646	32.082	32.538	21.55	11.76	@NA	@NA	@NA	@NA
@NA	@NA	-1.494	-4.836	-3.456	-1.206	-1.39	-0.856	@NA
92.966	104.889	119.976	138.305	155.036	181.296	227.848	295.384	370.584
47.735	63.706	36.682	39.886	41.329	42.413	43.786	43.339	43.522
-4.103	-3.726	-9.403	-14.244	-20.037	-18.98	-14.833	8.78	12.061
101.362	124.522	211.983	494.173	448.822	448.066	392.104	399.184	404.323
10.667	11.7	12.624	13.449	12.813	13.277	13.947	12.735	11.297
@NA	@NA	@NA	-2.497	-4.66	-4.223	-3.231	-3.671	@NA
58.696	65.015	67.867	74.471	71.477	48.965	48.238	43.62	46.835
@NA	@NA	@NA	@NA	24.097	12.335	15.265	23.042	37.853
18.599	24.057	30.433	37.592	39.552	36.149	18.936	9.541	@NA
23.995	7.401	6.599	5.449	9.113	8.048	3.067	0.461	@NA
6.765	43.988	10.914	-166.726	282.31	332.397	332.742	287.606	303.139
1,437.64	1,706.33	2,219.91	3,316.40	5,610.75	5,360.41	5,839.60	6,940.59	6,729.98
14.519	22.788	50.964	59.823	75.834	86.267	156.372	22.751	@NA
1.273	1.483	-0.128	-1.152	0.085	0.045	-0.219	-1.802	@NA
@NA	@NA	@NA	@NA	94.238	80.206	-28.065	-86.394	-176.963
388.095	328.885	286.908	152.664	115.149	89.463	77.273	5.577	-185.713
119.84	234.311	230.29	79.201	85.678	39.26	55.449	3.889	28.196
@NA	@NA	@NA	@NA	@NA	1,504.00	2,391.00	728	1,105.00

@NA	@NA	@NA	@NA	1,716.00	1,504.00	@NA	@NA	@NA
75.528	-221.804	-219.553	-35.948	-11.157	20.054	69.175	132.094	197.15
305.5	214.2	135.8	145.3	123.9	126.6	177.5	228.2	290.9
34.299	21.239	25.949	2.115	-7.76	-8.078	-11.903	-14.967	@NA
182.96	338.788	315.936	431.402	412.787	595.868	633.047	409.076	@NA
-3.984	-5.668	51.61	87.245	174.951	332.392	174.611	165.036	156.419
41.703	44.721	47.675	88.872	105.97	121.851	213.667	198.935	@NA
-1.39	@NA	4.286	4.54	3.34	2.734	4.6	3.52	0.814
0.904	-0.721	4.957	1.472	1.538	@NA	@NA	@NA	@NA
583.206	548.531	636.197	646.138	622.438	540.543	498.04	479.748	401.901
191.109	217.192	246.374	257.433	271.172	285.545	309.74	335.38	367.749
38.249	40.032	32.311	31.133	106.849	63.446	@NA	@NA	@NA
281.468	300.557	341.65	430.865	461.67	515.683	704.442	828.412	1,075.04
-476.019	-1,005.83	1,428.51	1,041.20	3,624.94	889.886	340.087	228.021	341.24
@NA	@NA	@NA	@NA	@NA	@NA	568.022	254.09	287.92
12.022	4.047	4.545	2.497	7.761	2.132	-2.072	-2.853	@NA
80.213	85.044	101.147	117.757	121.796	121.804	98.995	80.02	70.049
15.096	-392.28	-983.665	435.408	-786.718	-5,267.37	-4,442.36	1,472.49	2,395.94
8.856	7.069	6.497	3.073	0.72	3.525	4.68	2.588	@NA
45.627	38.887	44.533	58.511	70.354	79.703	83.237	95.171	103.881
@NA	@NA	@NA	@NA	@NA	@NA	-96.159	-83.152	55.025
262.207	346.229	394.648	513.778	695.272	813.28	1,558.09	5,102.98	5,387.70
@NA	@NA	@NA	@NA	0.009	-0.019	-0.002	-0.02	@NA
75.692	90.658	105.294	120.916	129.612	145.888	224.385	290.13	402.244
0.955	3.713	2.654	2.547	2.41	1.986	1.611	@NA	@NA
-149.6	-203.1	19.3	-95.8	-189.5	54	85.3	101.9	92.5
123.907	405.666	462.624	476.775	493.755	496.749	507.268	496.246	491.163
-286.594	-276.967	-268.524	-215.584	-172.504	-65.684	-33.287	76.059	140.506
@NA	@NA	@NA	@NA	2,740.36	2,013.41	2,202.90	2,494.21	@NA
7.773	10.515	65.887	70.662	32.033	@NA	@NA	@NA	@NA
96.364	136.937	166.903	210.866	200.206	196.005	195.378	35.298	@NA
127.246	102.268	108.411	371.921	393.426	344.82	274.646	267.007	216.812
@NA	@NA	-0.099	12.045	17.114	15.898	17.012	21.401	27.988
@NA	@NA	@NA	@NA	@NA	@NA	4.887	7.538	4.072
104.124	115.311	137.517	163.637	198.815	214.369	235.62	273.15	@NA
@NA	@NA	@NA	@NA	67.037	70.309	@NA	@NA	@NA
7.064	5.582	3.849	5.88	10.565	13.094	14.713	6.592	8.599
-36.332	14.03	29.08	32.837	19.021	-25.965	-20.63	-20.283	-46.083
1,973.74	1,866.77	2,066.31	2,163.82	2,191.81	2,112.80	1,657.85	1,951.31	2,513.24
11,394.40	12,183.60	11,449.60	11,132.00	47,966.90	62,716.80	62,487.80	63,205.00	42,024.30
@NA	@NA	@NA	@NA	-22.503	80.279	32.378	28.053	25.649
2.236	-0.699	1.504	-27.693	-43.816	-0.037	-0.964	@NA	@NA
@NA	@NA	@NA	0.062	0.054	-4.442	-1.881	-3.496	-3.466
@NA	@NA	@NA	@NA	@NA	@NA	@NA	-0.539	@NA
63.965	77.325	88.923	93.834	94.141	90.223	82.774	62.352	49.265
@NA	@NA	@NA	@NA	0.247	0.219	0.585	0.953	0.914
@NA	@NA	1,655.00	1,499.00	3,505.00	3,291.00	2,978.00	1,858.00	407
@NA	@NA	@NA	@NA	-4.396	-11.16	-2.792	-12.81	@NA
@NA	@NA	@NA	10,968.24	53,206.59	32,709.40	14,699.97	15,019.40	@NA
@NA	@NA	@NA	@NA	@NA	4,359.25	4,806.93	5,118.87	@NA
@NA	@NA	@NA	@NA	@NA	@NA	@NA	@NA	@NA

@NA	@NA	@NA	@NA	-6.509	-10.26	-5.268	@NA	@NA
@NA	@NA	@NA	@NA	@NA	0.184	-0.694	-2.005	-2.899
1,189.74	1,147.66	1,427.55	1,689.98	1,374.53	1,267.56	1,362.23	1,639.07	@NA
475.714	808.083	578.133	563.316	77.104	-851.284	-1,856.10	522.661	576.949
@NA	@NA	@NA	@NA	@NA	@NA	@NA	1,587.00	280
1,322.80	1,184.07	1,588.10	1,367.79	1,481.01	1,683.49	1,837.29	2,074.94	2,412.48
@NA	@NA	@NA	-34.47	-71.813	-66.978	-72.466	-120.907	-109.998
283.9	225.4	215.192	237.133	275.726	225.462	217.782	238.834	@NA
-43.254	-39.506	-44.744	-52.086	-80.543	19.032	20.786	21.04	@NA
@NA	@NA	@NA	@NA	319.222	419.045	663.488	758.747	893.811
@NA	@NA	-11.97	705.252	1,359.02	@NA	@NA	@NA	@NA
@NA	@NA	@NA	-234.116	-222.778	-113.517	46.548	181.188	196.439
7.046	7.078	7.309	6.468	6.572	7.485	8.047	7.496	10.452
10.095	11.385	12.72	11.661	12.709	7.205	8.24	8.261	15.279
1,056.77	1,184.23	1,068.07	1,065.44	1,126.14	1,029.78	1,448.61	1,758.61	1,715.69
111.478	134.997	154.648	206.187	227.662	238.255	276.111	338.328	337.042
126.531	146.318	149.77	159.897	168.26	187.813	222.064	254.047	294.431
9.118	8.031	93.931	104.832	110.737	148.809	154.11	152.183	116.387
3.523	2.027	1.83	13.143	11.664	11.782	10.522	10.527	11.093
-0.526	-1.336	-1.086	-1.632	-1.816	-2.233	-1.419	-1.779	@NA
@NA	@NA	@NA	-2.425	-6.798	-7.028	@NA	@NA	-0.011
-450.398	-423.014	-487.452	-498.02	-712.821	-778.367	-805.647	-949.135	@NA
-4.464	-1.551	0.465	-1.259	-1.772	-0.405	-1.844	-4.526	@NA
86.848	124.678	77.218	1,019.78	949.892	915.371	903.04	835.95	784.493
91.12	112.994	120.278	138.233	163.793	207.61	211.323	168.943	39.605
59.104	66.677	65.148	67.75	71.345	73.592	84.784	98.846	119.748
@NA	@NA	@NA	12.613	18.817	12.647	27.488	30.88	32.388
84.143	91.472	98.178	96.271	79.306	25.377	@NA	@NA	@NA
1,926.00	1,771.00	2,001.00	1,867.00	1,684.00	1,458.00	739	1,301.00	1,606.00
@NA	@NA	@NA	@NA	@NA	2.437	4.393	@NA	@NA
37.507	47.803	62.168	71.928	103.171	113.684	118.653	105.768	96.623
6.14	6.62	7.009	6.033	1.569	17.914	-0.865	-3.575	-3.382
@NA	@NA	@NA	-4.234	-12.937	-10.383	-3.102	-4.157	-33.609
@NA	@NA	@NA	-0.634	-2.129	-2.788	-7.347	@NA	@NA
25.499	24.001	23.148	30.819	33.896	26.771	36.03	@NA	@NA
128.983	160.751	162.212	172.738	220.023	276.65	344.004	415.064	@NA
84.213	-5.681	5.824	53.301	102.512	150.617	181.676	252.04	347.109
18.01	16.835	24.41	18.205	1.043	-10.709	-12.969	-17.144	-7.035
146.038	193.198	302.03	383.309	427.458	532.531	643.978	804.591	957.662
-4.011	-3.491	-3.781	0.098	1.056	1.051	1.076	-1.453	@NA
36.06	72.652	98.177	131.207	176.183	182.767	117.228	85.354	95.107
@NA	@NA	@NA	@NA	1.785	-6.898	-26.907	-38.609	@NA
17.698	17.451	10.165	2.889	3.467	6.62	11.901	15.405	21.558
105.311	123.882	116.523	149.384	174.909	207.464	179.815	210.626	201.875
-2.363	-0.098	-1.116	-0.924	-1.025	-2.771	-3.224	-6.598	-0.45
210.033	196	155.291	172.079	205.42	256.386	259.528	221.185	239.5
@NA	@NA	@NA	@NA	@NA	1,227.45	1,307.48	1,084.60	@NA
239.292	282.43	300.32	332.105	337.238	374.152	369.097	430.094	458.291
2.64	3.507	3.952	4.26	6.796	6.963	5.282	@NA	@NA
@NA	22.697	72.26	258.537	347.859	389.438	341.959	353.105	@NA
@NA	@NA	@NA	@NA	@NA	@NA	@NA	-1,460.51	-1,689.41

44.401	43.76	52.743	50.635	54.517	55.201	60.449	61.826	@NA
38.2	-41.5	312.2	514.9	5,093.40	5,235.00	5,915.88	7,171.59	@NA
@NA	@NA	@NA	@NA	@NA	@NA	-2.031	-2.169	31.569
@NA	@NA	@NA	@NA	30.248	-28.708	-147.465	-191.491	-183.146
437.039	909.027	2,602.95	2,137.56	1,794.08	1,588.10	1,062.25	649.929	119.199
@NA	@NA	@NA	@NA	381.956	384.23	991.613	1,001.82	1,644.29
@NA	@NA	@NA	@NA	@NA	@NA	-71.749	-52.645	@NA
@NA	@NA	-7.183	484.909	955.833	926.532	592.192	532.774	336.103
@NA	@NA	@NA	@NA	905.41	855.454	614.526	319.082	43.582
@NA	34.791	-68.591	61.435	105.167	148.104	212.912	190.273	179.663
@NA	-1.848	2.793	20.915	20.66	16.251	8.043	7.73	14.098
80.504	59.846	46.865	30.659	103.094	134.768	78.41	28.33	-13.163
10.853	8.983	8.543	19.234	244.414	13.51	-5.88	-10.699	-13.065
-1.718	-1.827	-0.379	2.415	4.486	3.188	1.552	1.901	15.928
4,239.00	-1,620.00	-1,163.00	-560	-322	104	594	1,120.00	1,595.00
1.065	1.121	1.138	0.051	0.167	-0.082	1.227	1.269	@NA
476.258	541.574	648.061	699.611	781.777	840.563	939.807	652.323	726.114
@NA	0.853	0.386	6.555	9.193	-0.9	3.012	2.869	8.764
152.31	143.405	215.547	198.245	164.995	169.851	175.262	182.537	186.314
29.484	50.827	67.778	76.805	77.268	68.71	70.574	68.19	@NA
@NA	@NA	@NA	@NA	@NA	@NA	@NA	18.438	25.799
-788.955	-721.527	-642.211	-559.575	82.106	152.475	163.497	340.022	464.461
17.602	15.858	14.443	14.348	16.827	16.945	15.925	12.082	15.166
@NA	@NA	@NA	49.797	58.834	64.769	69.897	75.245	@NA
425.096	497.004	533.991	568.82	636.481	736.009	862.459	1,062.13	1,313.71
2,247.02	2,419.46	2,810.45	5,701.53	5,694.00	5,915.00	5,197.00	5,381.00	5,421.00
77.383	88.153	89.967	91.395	103.545	112.626	113.218	126.182	145.198
@NA	@NA	@NA	@NA	1.136	1.47	2.386	3.83	5.123
@NA	@NA	@NA	@NA	@NA	494.791	1,092.61	1,447.96	919.581
18.429	@NA	@NA	-0.94	-0.593	0.283	-0.745	2.391	11.509
14,218.00	14,920.00	16,197.00	15,305.00	15,005.00	19,620.00	19,478.00	25,077.00	30,714.00
15.969	42.984	176.784	201.73	198.404	245.192	297.106	343.505	342.486
120.257	142.386	186.568	203.011	211.055	217.385	230.392	232.071	265.151
@NA	@NA	@NA	@NA	-1.392	-0.173	6.245	6.277	@NA
4,029.10	4,041.80	4,216.00	3,921.50	4,128.90	4,061.50	3,052.30	2,711.70	2,668.10
@NA	@NA	@NA	6.442	6.329	4.735	-4.284	@NA	@NA
6,144.81	6,050.13	6,504.91	6,240.64	6,110.24	6,331.68	6,754.82	7,069.20	7,698.22
@NA	@NA	@NA	-18.536	-33.734	-75.604	-110.92	@NA	@NA
55.737	48.26	58.358	69.276	77.267	85.139	99.027	115	66.576
10.622	10.945	9.901	9.999	8.451	8.365	7.533	7.171	6.719
@NA	@NA	@NA	@NA	2.366	3.193	4.099	8.057	@NA
@NA	@NA	@NA	-1.528	-2.587	-2.396	-2.65	@NA	@NA
@NA	@NA	@NA	2.336	1.585	0.72	0.594	0.689	-0.111
241.7	285	285.1	-421.9	-230.9	-75.1	-127.7	371.3	950.2
@NA	@NA	@NA	@NA	@NA	@NA	40.351	49.991	92.261
@NA	@NA	@NA	58.073	56.788	62.836	78.081	93.179	@NA
@NA	@NA	-0.57	1.286	1.473	15	-4.71	@NA	@NA
12.607	12.47	10.898	11.439	12.062	13.65	16.842	20.65	24.53
275.607	446.257	485.042	577.398	664.915	686.567	740.803	852.221	939.167
260.345	280.21	253.627	286.289	316.319	316.351	287.978	237.229	@NA
@NA	@NA	@NA	@NA	0.288	-0.287	@NA	@NA	@NA

@NA	@NA	@NA	@NA	2,804.23	2,875.08	3,157.05	3,461.59	@NA
64.831	71.284	82.028	83.45	73.689	78.179	78.832	62.524	78.37
@NA	@NA	@NA	-1.228	-3.366	-5.414	-5.337	-8.374	-7.421
40.256	44.606	50.842	58.135	56.196	57.335	54.39	52.333	48.664
9,294.36	7,804.47	106.419	7,687.40	7,698.83	6,870.11	8,295.36	7,943.26	@NA
-0.149	1.477	0.482	0.817	0.649	-0.134	0.129	-0.128	-0.398
718	805	917	1,048.00	1,187.00	1,311.00	840	1,085.00	@NA
@NA	@NA	@NA	1,197.00	1,139.00	1,376.00	1,472.00	2,377.00	3,375.00
2,203.73	2,741.67	3,064.54	3,617.60	3,937.65	4,188.38	4,860.69	5,263.39	5,477.84
27.741	50.381	49.71	49.67	33.723	17.703	-1.121	16.216	24.858
53.459	55.142	73.174	81.679	72.203	64.397	51.992	34.267	@NA
74.642	79.547	80.584	61.353	66.196	54.46	66.085	140.165	@NA
@NA	@NA	@NA	@NA	@NA	20.029	30.556	37.147	43.937
@NA	@NA	@NA	@NA	4.008	1.801	0.01	-0.234	2.64
2,742.00	1,420.00	874	235	137	-247	-114	387	874
5.056	4.812	2.12	3.318	2.68	1.713	1.923	1.349	0.829
27.691	22.826	21.363	19.504	16.44	16.929	13.689	12.619	13.371
231.891	263.374	301.868	308.762	340.476	369.219	404.238	439.794	@NA
@NA	@NA	@NA	27.296	23.834	20.307	-5.031	@NA	@NA
11.724	14.084	15.591	15.166	13.966	15.925	18.835	23.345	23.522
-0.065	1.741	2.536	2.168	1.924	3.003	-0.145	@NA	@NA
@NA	@NA	@NA	@NA	@NA	@NA	3.005	5.43	4.381
0.026	0.334	12.327	14.613	16.492	20.756	41.381	83.054	120.316
129.559	281.807	588.774	495.727	463.947	455.315	377.508	425.096	476.796
28.396	19.907	13.937	2.323	10.888	8.999	9.273	18.645	20.106
@NA	@NA	@NA	-0.062	-1.735	-7.024	-9.219	-1.628	-2.547
-7.18	4.37	24.751	48.701	37.653	52.618	74.744	95.571	107.112
57.515	70.84	128.958	164.737	203.058	211.506	180.839	@NA	@NA
25.605	29.1	22.635	21.791	20.498	16.863	9.595	7.288	@NA
474.997	526.847	540.505	451.811	329.068	308.865	629.289	757.346	838.824
57.162	53.36	62.319	66.487	67.687	75.502	79.401	85.513	94.611
@NA	@NA	1,065.88	1,117.64	1,164.43	1,261.15	1,289.64	1,388.01	1,521.39
165.312	179.341	194.838	226.733	234.65	282.303	347.646	438.494	560.03
43.366	34.678	32.887	23.68	17.08	8.289	4.723	1.125	-3.515
932.828	1,036.05	1,085.24	1,570.00	1,794.00	1,900.00	1,354.00	1,215.00	1,540.00
@NA	@NA	@NA	@NA	2,349.91	2,260.32	2,844.79	2,842.26	@NA
22.269	9.273	15.786	32.439	28.412	17.081	32.867	52.472	64.439
6,156.00	7,311.00	8,403.00	9,513.00	9,316.00	11,366.00	11,800.00	14,090.00	15,935.00
1,416.00	1,782.00	2,389.00	2,877.00	2,790.00	2,783.00	3,310.00	4,365.00	5,378.00
385.839	478.737	510.324	625.427	667.042	816.36	872.347	2,016.30	2,635.83
@NA	@NA	@NA	@NA	@NA	@NA	@NA	2.12	2.996
1,888.27	1,874.90	1,602.53	1,780.00	1,607.80	1,323.70	1,447.39	2,004.22	2,403.86
2,012.30	2,157.80	2,064.90	1,815.80	1,458.40	846.4	367.4	925.4	1,279.00
1,336.61	1,395.41	1,724.81	888.486	1,577.24	@NA	@NA	@NA	@NA
498.995	672.237	700.568	720.461	700.697	606.25	622.917	451.61	@NA
2,471.70	2,778.90	2,908.80	2,888.70	3,983.20	4,308.20	4,621.70	4,839.50	@NA
364.733	415.164	435.272	520.84	616.268	955.736	1,174.98	2,377.62	@NA
6.587	6.732	6.906	6.33	5.773	7.371	8.562	7.702	5.128
712.309	@NA	864.751	1,123.39	1,018.79	1,173.35	1,127.89	1,157.27	@NA
1,025.00	986	1,053.00	1,027.00	960	857	828	911	1,081.00
1,777.80	2,468.12	2,965.89	3,532.11	4,240.28	4,882.94	5,694.24	6,554.98	7,624.81

242.818	234.345	82	102.3	118.5	155.4	219.1	345.1	@NA
89.289	@NA	204.425	186.583	176.899	179.447	80.2	131.695	156.622
31.448	36.29	41.004	51.193	54.841	61.221	67.069	70.612	79.824
22.782	18.125	19.503	17.607	17.392	16.514	11.156	7.466	6.572
946.5	2,076.80	2,830.60	3,403.70	4,037.10	4,525.60	5,141.00	5,942.30	6,899.70
7.913	6.445	9.257	6.869	-22.272	-85.449	@NA	@NA	@NA
64.033	69.756	37.946	21.913	2.724	-9.654	35.914	55.282	67.235
93.532	355.569	655.771	583.972	598.832	1,475.88	1,643.29	2,542.81	2,661.14
@NA	-398	-350	-118	10.6	24.9	949.4	1,128.90	@NA
1,215.94	1,333.19	1,598.92	1,678.87	2,441.16	3,189.77	3,043.70	3,345.71	3,569.05
@NA	@NA	@NA	1,093.92	1,281.17	3,307.65	3,699.89	4,199.63	@NA
69.296	72.451	80.571	89.297	159.521	188.301	202.1	217	209.619
40.67	-3.081	-3.701	5.968	14.207	21.002	28.173	32.522	30.627
7,109.47	11,086.58	7,728.12	6,346.99	7,127.74	7,301.74	9,148.53	8,188.47	6,692.12
@NA	@NA	@NA	@NA	@NA	@NA	@NA	44.216	59.214
315.848	408.263	421.93	396.539	403.504	411.539	434.663	414.885	@NA
136.6	478.895	499.201	421.277	437.055	431.397	432.153	503.543	@NA
33.247	33.946	69.294	82.946	70.881	37.926	58.503	31.198	7.126
549.56	666.472	621.832	531.925	554.788	736.03	745.111	456.428	677.873
104.063	109.34	62.633	73.694	100.372	208.365	243.988	612.568	247.471
74.639	64.778	68.013	70.302	63.447	38.981	59.032	53.12	@NA
@NA	@NA	@NA	41.795	39.972	34.563	2.709	-51.775	@NA
26.688	32.237	28.386	21.978	9.785	6.175	-6.04	@NA	@NA
49.864	57.032	59.092	63.428	80.772	69.4	65.665	31.028	26.38
@NA	@NA	1.379	1.333	1.258	1.744	1.788	1.702	@NA
44.671	58.618	71.472	82.279	108.429	111.934	131.844	210.959	202.06
593.184	694.235	739.484	744.632	644.588	568.212	530.432	490.754	@NA
@NA	@NA	@NA	1,312.90	738.2	607.9	704.8	808	582.2
233.668	246.122	274.912	287.711	313.113	347.048	373.053	369.145	269.698
754.067	821.921	812.625	817.258	781.231	662.524	329.31	@NA	@NA
2.944	3.548	2.928	1.716	-0.7	0.045	0.629	0.492	1.82
40.446	41.609	55.17	54.879	54.498	69.145	66.801	63.113	@NA
1,075.96	1,089.67	569.931	560.702	427.192	498.219	@NA	@NA	@NA
305.324	340.012	572.961	538.754	502.46	621.637	592.996	577.651	569.737
@NA	1,375.00	1,579.94	1,887.66	1,820.31	2,206.53	2,207.67	2,526.24	3,166.94
30.315	31.315	33.014	35.04	37.422	38.493	36.625	39.022	41.233
@NA	@NA	@NA	@NA	@NA	1,907.09	2,342.60	2,981.18	@NA
47.035	50.384	53.085	47.969	49.513	50.42	55.482	50.508	47.619
48	263.2	382.5	425.8	457.2	550.5	759.5	942.2	1,069.20
2.564	8.899	10.188	12.373	14.641	15.456	16.864	19.902	22.958
10.196	10.77	13.103	17.525	14.539	6.311	6.44	8.226	@NA
505.6	-888.372	-833.1	-793.934	-821.777	-469.012	-582.639	-547.749	-480.916
20.979	19.839	10.926	-10.319	-34.311	-41.431	-45.21	-56	-68.026
@NA	@NA	@NA	@NA	@IF	-0.07	1.113	-0.227	-0.969
494.6	190.2	164.2	-288.8	52.2	3,576.00	4,175.00	5,248.00	@NA
91.555	90.12	89.037	83.207	69.333	29.622	8.377	6.842	@NA
@NA	@NA	-0.302	-0.597	4.936	3.671	4.595	16.641	@NA
4,420.90	4,765.00	4,463.00	2,979.00	1,924.00	2,137.00	2,260.00	2,224.00	2,836.00
23.986	24.623	9.284	4.673	0.232	-3.866	-6.266	-24.759	-26.627
@NA	@NA	@NA	3.605	4.371	4.825	2.895	@NA	@NA
326.41	346.075	234.006	279.367	239.49	272.55	283.161	183.897	284.615

@NA	@NA	@NA	@NA	@NA	@NA	@NA	183.897	284.615
38.253	36.089	32.504	30.528	29.8	29.645	26.005	22.456	@NA
890.072	926.632	837.257	846.192	797.297	672.988	498.191	385.824	@NA
8.873	10.655	9.468	11.682	10.017	18.6	27.065	35.148	44.415
@NA	90.523	91.186	93.27	95.09	96.916	99.47	97.324	134.563
7,777.77	7,095.29	7,646.43	6,189.33	6,749.03	5,293.43	5,333.72	6,076.79	@NA
@NA	@NA	779.643	949.58	932.833	981.611	906.326	895.08	@NA
391.416	457.994	454.723	534.995	521.209	520.282	500.534	485.101	@NA
24.424	25.059	53.247	110.001	351.724	396.653	403.848	440.797	496.765
46.369	54.432	63.416	71.281	76.435	82.965	92.191	103.074	@NA
8.827	9.961	13.942	18.626	22.055	25.334	28.37	35.05	58.571
@NA	@NA	@NA	@NA	0.022	4.984	4.47	0.919	-5.391
2,440.18	2,216.32	1,802.83	1,595.72	1,373.60	1,718.51	1,199.05	1,894.10	@NA
138.468	154.733	163.811	206.602	222.401	260.916	191.174	237.686	64.342
1,161.02	852.806	1,042.30	1,098.63	1,175.04	1,147.20	1,371.70	1,279.87	1,089.30
7.223	9.265	-2.005	16.839	11.174	9.215	@NA	@NA	@NA
-70.9	-71.751	63.322	74.75	87.407	88.745	41.802	52.73	60.966
785.551	802.202	813.315	841.142	873.877	995.881	1,115.26	1,252.74	1,399.25
@NA	@NA	@NA	@NA	@NA	0.108	0.769	2.2	@NA
5.33	2.284	-0.336	-1.23	-1.774	-1.769	-1.98	1.745	1.353
11.981	7.857	5.974	3.065	2.142	1.383	0.888	1.168	0.394
@NA	@NA	@NA	0.105	0.004	-0.117	-0.019	-0.138	0.247
14.482	6.944	4.375	-1.656	-4.892	-6.724	-9.888	-10.284	-14.082
176.956	192.959	352.907	373.424	318.601	79.657	98.26	121.413	176.201
@NA	@NA	-2,822.00	-2,426.00	-1,903.00	-1,648.33	-144.44	126.479	213.462
366.625	504.145	542.851	680.567	723.836	858.298	904.837	891.163	969
175.01	222.982	218.236	224.122	232.138	236.5	238.559	243.562	261.217
3.591	5.331	5.887	3.259	6.373	6.192	7.585	18.255	23.937
53.366	50.194	53.68	52.361	55.061	65.091	80.916	104.916	126.509
538.722	565.155	603.803	591.677	392.805	301.23	325.757	@NA	@NA
0.942	0.654	1.424	2.98	5.923	7.156	8.819	10.503	13.346
@NA	@NA	@NA	0	0.094	-0.608	-0.776	@NA	@NA
7,283.10	7,389.08	8,195.95	9,075.41	9,101.06	8,412.81	9,164.00	10,347.37	@NA
96.708	105.904	119.681	131.169	133.274	146.143	168.709	182.564	210.096
@NA	@NA	@NA	@NA	@NA	@NA	109.149	@NA	@NA
-0.963	-3.915	-2.611	-0.586	7.171	0.938	-2.139	-2.379	@NA
130.046	139.171	149.316	160.311	150.333	88.304	21.476	8.785	-39.671
1,282.40	997.5	889.8	813.2	897.5	871.5	895.1	1,443.20	2,257.20
4,483.10	4,125.30	4,031.50	5,093.10	5,767.30	5,646.90	5,650.30	6,766.30	6,629.50
6,409.17	5,802.37	6,354.33	7,089.29	6,697.05	5,933.32	6,415.57	7,503.80	@NA
1,353.38	1,493.63	1,776.15	2,107.57	2,297.32	5,206.27	2,667.38	5,994.91	@NA
@NA	@NA	@NA	13,461.00	14,048.00	23,478.00	25,832.00	28,530.00	29,911.00
-1,181.71	-784.848	-387.832	2,683.00	3,089.00	3,502.00	3,850.00	4,011.00	3,540.00
323.563	368	410.563	414.855	415.483	459.901	501.277	547.665	586.785
184.862	186.522	186.084	180.79	174.593	177.919	180.541	182.6	198.715
@NA	@NA	@NA	@NA	@NA	@NA	@NA	@NA	@NA
394.2	547.7	696.4	924.5	1,160.30	1,352.10	1,461.90	1,423.60	1,733.50
10.19	4.946	4.78	5.652	12.619	13.297	9.64	9.31	@NA
-1.14	-1.111	-2.099	-2.64	-2.624	-2.577	-3.488	-4.592	-5.821
3.135	3.856	4.638	10.411	11.14	11.55	12.08	15.793	17.918
@NA	@NA	@NA	-1.468	-3.994	-5.152	-0.066	5.659	@NA

@NA	@NA	@NA	921.2	1,376.80	1,274.50	-883.5	-729.2	@NA
553.586	584.143	638.839	702.694	683.795	721.573	716.47	713.921	727.137
@NA	@NA	@NA	5,665.08	6,187.07	6,407.92	7,781.76	10,234.18	@NA
4.149	2.011	2.666	2.737	1.27	-0.296	2.943	3.005	@NA
@NA	@NA	@NA	@NA	-0.748	6.847	14.739	@NA	@NA
166	185.6	223.1	236.9	245.7	254.2	274.1	304.7	340.2
@NA	1.244	2.683	27.292	18.725	16.092	18.05	32.788	56.225
8.271	7.53	6.37	6.242	5.239	5.58	6.446	5.113	4.662
115.448	116.079	124.48	132.912	138.276	140.797	131.448	128.276	@NA
58.033	58.896	62.492	66.4	65.922	73.419	62.739	71.544	71.621
7.098	2.788	1.566	0.786	1.413	@NA	@NA	@NA	@NA
450.043	393.11	388.1	382.4	359.3	463.1	592.3	755.2	889.7
@NA	@NA	@NA	@NA	0.17	-0.163	-0.364	-0.881	0.15
5.574	2.016	2.147	-0.818	0.657	1.136	4.072	16.406	18.705
@NA	@NA	@NA	@NA	@NA	@NA	162.841	-98.371	@NA
109.218	108.557	106.321	105.441	102.374	100.54	104.674	105.214	118.205
@NA	@NA	@NA	-0.03	@CF	-0.548	-1.223	-1.656	@NA
47.656	60.965	59.655	61.27	57.349	56.844	54.849	53.706	50.542
715.487	736.568	774.798	841.539	932.389	951.312	981.851	1,267.38	1,601.17
@NA	@NA	@NA	@NA	@NA	@NA	@NA	@NA	4,702.30
0.902	7.36	6.709	14.609	21.663	27.981	38.941	40.035	39.216
232.861	225.618	156.473	172.674	184.54	203.408	221.479	256.457	273.928
56.553	69.83	81.855	93.536	108.338	125.527	143.142	125.226	@NA
-5.755	-1.564	59.641	69.986	62.893	42.64	36.651	35.558	37.76
1.08	2.685	4.328	-4.003	-4.472	-7.009	-1.945	-2.862	-3.032
17.16	18.699	27.659	25.09	20.486	15.604	19.608	20.777	24.128
3.171	0.495	2.135	-2.38	-11.489	-5.257	1.552	5.476	37.029
63.163	66.857	73.967	77.537	84.884	95.798	83.9	77.342	91.219
96.95	117.06	230.339	223.949	272.443	302.406	419.257	514.799	639.798
514.608	608.021	875.066	587.884	-246.932	834.858	914.123	916.163	386.78
16,383.30	16,708.65	16,763.01	15,310.02	18,456.98	20,275.33	25,170.97	29,789.98	@NA
@NA	1.741	2.015	0.415	0.035	13.533	17.686	22.19	26.835
@NA	@NA	@NA	@NA	-150.904	-5.57	@NA	@NA	@NA
@NA	@NA	@NA	-19.013	-28.185	-36.612	-33.353	-46.567	-13.796
69.059	76.811	153.87	160.553	53.359	-21.153	39.292	45.855	63.909
107.792	177.528	254.642	309.379	366.733	379.89	386.486	290.248	296.233
32.882	27.305	36.182	40.906	43.601	35.385	34.706	-66.019	-74.087
@NA	@NA	@NA	@NA	@NA	@NA	-6.706	-8.416	@NA
11.935	11.024	9.033	7.229	6.612	6.407	6.766	7.317	6.892
4.544	4.41	4.457	4.917	4.672	4.761	4.923	5.404	5.888
77.229	77.33	71.808	74.507	72.964	71.846	69.071	69.014	72.258
12.029	64.354	156.598	144.172	127.477	127.445	135.036	145.217	149.667
0.165	2.007	2.871	3.455	4.814	6.294	6.726	6.727	6.404
@NA	@NA	@NA	@NA	-0.918	2.869	5.352	-0.339	-2.481
382.451	@NA	@NA	@NA	685.812	591.659	-82.084	50.903	@NA
7.893	9.047	11.007	11.981	13.079	13.872	14.827	15.345	15.427
74.119	61.168	60.281	53.645	50.874	47.924	49.55	61.24	@NA
-1,041.67	-1,077.34	-1,131.91	-1,163.04	588.973	344.4	356.8	375	65.2
@NA	@NA	6.254	6.654	4.63	28.77	80.504	95.234	109.127
-96.755	-159.809	-469.706	363.564	263.287	138.624	@NA	@NA	@NA
@NA	@NA	@NA	@NA	0	3.879	-1.925	@NA	@NA

@NA	-184	-238	1,563.00	1,646.00	1,601.00	1,824.00	1,881.00	1,949.00
642.2	539.7	326.4	1,142.20	1,449.50	1,430.30	1,448.60	1,565.10	1,623.20
6,623.00	6,936.00	6,401.00	6,881.00	7,249.00	8,648.00	9,298.00	11,896.00	13,572.00
@NA	@NA	@NA	@NA	@NA	@NA	@NA	@NA	@NA
101.135	133.973	152.416	189.344	357.717	608.197	714.869	803.815	874.313
14,218.00	14,920.00	16,197.00	15,305.00	15,005.00	19,620.00	19,478.00	25,077.00	@NA
@NA	@NA	@NA	@NA	31.097	2.884	-61.71	-85.031	-64.354
18.29	39.227	41.152	31.533	26.867	27.207	8.998	6.621	@NA
143.135	182.516	230.871	294.259	342.559	380.932	394.324	446.696	922.956
8.106	11.221	10.917	6.059	0.489	0.865	2.929	5.407	8.717
-282.727	-268.063	-140.975	-94.868	-56.063	-44.57	5.533	27.788	83.935
7.342	5.403	5.257	11.257	14.295	16.846	20.722	25.062	28.808
27.159	34.591	54.088	59.354	62.235	82.667	79.466	89.662	76.202
@NA	@NA	@NA	@NA	@NA	@NA	@NA	@NA	@NA
86.99	107.172	103.081	93.861	131.683	130.11	153.841	117.522	85.99
47.903	50.61	52.394	58.497	52.521	39.882	-88.895	-91.615	-100.911
11,512.00	11,821.00	12,031.00	11,829.00	11,968.00	11,684.00	13,411.00	15,914.00	17,035.00
7.357	8.435	10.479	10.337	9.238	8.881	9.515	9.613	8.496
@NA	@NA	@NA	@NA	@NA	@NA	344.295	340.012	@NA
1,751.18	2,019.30	2,327.63	2,676.14	2,662.44	2,762.55	3,008.07	3,169.31	3,585.72
37.768	35.699	34.586	29.851	27.977	25.224	24.536	22.203	19.773
415.7	456.4	527.2	577.4	635.5	659.1	523.2	714.3	@NA
107.4	286.7	307.3	324.1	350.3	389.4	436.1	412.7	444.2
1.556	0.181	2.05	1.003	0.368	-0.162	-0.746	-0.657	@NA
@NA	@NA	@NA	@NA	@NA	@NA	-37.149	191.317	82.933
62.63	61.298	57.326	55.859	54.502	52.474	50.027	47.916	61.461
6.057	7.168	8.34	6.819	5.646	5.827	7.798	12.097	18.191
@NA	@NA	@NA	-1,691.00	-1,863.30	-1,381.50	-1,744.30	-1,842.50	-1,048.50
-550.5	-511.3	-701.9	-1,067.70	-1,158.30	-1,343.40	-1,696.80	-1,781.80	-1,076.40
-551.3	-513.1	-702.6	-1,069.50	-1,160.70	-1,337.30	-1,695.40	-1,780.20	-1,019.90
@NA	11,079.00	9,886.00	7,064.00	8,436.00	8,026.00	6,716.00	3,057.00	6,176.00
2.062	5.073	7.026	10.884	21.234	20.401	21.483	17.177	18.477
2,488.69	2,916.46	2,953.73	124.259	-688.409	-351.888	-506.034	-408.539	-136.309
9.779	10.019	8.509	8.433	7.062	8.821	9.891	11.59	@NA
1.202	1.864	2.145	2.108	2.859	2.872	2.458	3.475	3.873
103.728	116.085	125.804	143.971	150.521	170.492	334.958	389.606	450.2
@NA	@NA	@NA	@NA	90.462	81.583	76.277	54.692	55.242
346.856	380.507	410.725	443.683	473.005	445.353	457.688	495.265	549.71
@NA	@NA	@NA	@NA	@NA	228.045	233.065	@NA	@NA
1,186.80	2,149.00	3,082.10	4,085.80	5,389.80	5,889.60	3,627.50	3,644.30	4,306.90
118.25	116.771	129.482	130.844	120.015	144.339	155.891	197.099	279.341
72.62	73.071	78.198	79.994	86.751	94.346	102.06	118.781	181.36
4,320.00	4,280.00	1,816.00	1,266.00	1,234.00	1,122.00	1,742.00	2,052.00	2,948.00
550.896	1,680.54	1,597.03	1,684.94	1,266.71	839.114	705.995	249.333	@NA
9.061	29.121	30.435	28.557	30.473	32.804	35.262	38.311	37.602
15.698	21.875	18.114	17.61	15.349	13.646	16.761	16.669	15.828
369.934	399.015	449.792	448.425	540.685	527.203	486.731	520.565	692.682
93.666	89.055	98.155	106.059	107.018	108.448	117.708	133.911	@NA
@NA	1.692	10.141	8.873	9.029	11.229	13.387	8.075	4.024
2.929	17.312	19.415	18.003	8.441	-4.946	-8.996	-4.737	-5.068
@NA	@NA	-0.321	1.845	1.344	0.992	1.036	0.743	0.578

195.655	200.329	189.286	253.447	264.865	277.343	271.535	213.577	252.413
307.486	361.01	542.246	902.909	1,053.13	1,362.77	1,299.20	1,617.20	@NA
291.891	302.177	324.329	313.473	247.111	280.144	1,124.17	1,210.69	@NA
107.258	114.192	121.061	126.007	218.413	231.492	109.632	105.667	@NA
61.624	-80.595	21.874	46.46	80.696	157.585	174.793	202.002	316.044
0.907	2.616	3.877	8.413	6.85	2.098	3.274	6.087	5.306
@NA	@NA	@NA	@NA	@NA	@NA	@NA	-1.88	@NA
89.962	149.63	151.005	149.077	170.193	190.653	242.125	229.064	@NA
-0.885	-1.215	-0.639	12.319	25.276	28.524	24.783	9.049	23.33
-43.887	-36.586	-34.055	-43.087	-49.254	-41.409	-74.121	-63.994	-37.191
33.288	39.65	43.658	44.796	43.446	43.701	37.089	37.497	@NA
15.665	16.505	15.679	16.284	17.2	17.564	18.556	16.322	17.96
6.44	6.342	6.551	12.533	22.192	43.505	49.527	119.947	144.093
94.476	199.648	195.58	190.926	180.445	164.241	@NA	@NA	@NA
1,301.52	1,196.00	1,299.73	1,820.23	1,783.15	1,899.14	2,009.24	2,209.57	2,510.56
1,474.68	1,400.47	1,356.79	1,427.20	1,761.57	2,147.52	2,132.52	2,197.53	2,564.51
38.907	41.595	44.101	45.421	50.174	55.065	47.525	42.419	40.787
@NA	@NA	@NA	1,749.83	1,558.06	907.44	1,594.79	1,816.08	@NA
@NA	@NA	@NA	@NA	@NA	@NA	@NA	@NA	@NA
1.036	1.7	2.26	3.194	3.953	4.702	4.601	4.097	3.672
@NA	@NA	@NA	-1.408	-6.596	-11.42	-44.322	-51.928	@NA
312.881	351.163	396.457	430.646	458.696	508.461	526.74	536.581	570.179
68.052	61.609	77.224	129.175	196.542	194.054	196.768	211.277	@NA
1,541.70	1,621.50	1,970.40	2,128.00	2,175.00	3,354.00	3,662.00	3,954.00	4,292.00
72.706	76.027	78.333	80.157	97.558	88.458	87.032	102.062	119.179
8,651.00	12,070.00	5,436.25	7,661.56	7,547.30	6,288.56	6,015.25	7,293.66	7,315.94
5,417.12	7,807.25	4,022.11	6,015.88	5,792.66	4,384.63	5,840.15	8,489.12	9,381.83
3,309.88	4,252.95	1,411.72	1,645.69	1,754.62	1,903.92	175.1	-1,195.46	-2,065.90
47.8	38.252	48.712	40.691	29.328	25.539	17.597	7.65	@NA
18.182	62.177	104.386	118.581	117.954	135.943	160.387	187.563	234.776
4.516	5.284	5.973	7	8.376	9.727	10.675	12.617	12.956
417.305	469.593	547.867	539.036	497.779	552.129	587.995	759.833	@NA
12.367	19.258	30.617	12.919	12.873	14.527	18.093	44.371	47.843
282.02	437.931	468.293	200.804	270.572	581.062	-46.99	-115.187	9.565
-454.989	-488.397	-394.175	-133.098	12.449	113.358	22.297	-46.475	-84.803
4.526	6.642	9.965	13.481	42.329	43.838	47.939	50.347	51.471
55.007	57.081	61.568	66.477	75.152	84.77	97.443	106.777	120.091
144.508	160.374	168.154	169.117	177.848	172.776	183.348	223.825	@NA
0.586	2.818	2.214	2.531	3.267	4.43	5.993	7.192	4.564
@NA	@NA	@NA	@NA	@NA	@NA	@NA	-2.482	0.513
@NA	@NA	@NA	@NA	@NA	-0.083	5.654	41.799	19.914
@NA	@NA	@NA	-0.024	-0.033	-0.037	0.032	2.017	-2.528
1,940.32	2,814.78	2,672.04	3,256.15	3,197.58	3,587.63	3,635.62	3,726.09	@NA
17,143.00	18,503.00	21,112.00	25,834.00	31,343.00	35,102.00	39,337.00	43,623.00	49,396.00
2,043.11	2,373.00	2,849.00	3,484.30	4,234.00	5,207.20	6,230.20	7,195.70	8,228.00
47.171	51.34	54.998	56.174	52.792	55.221	83.178	105.204	112.418
92.424	103.136	91.78	86.658	85.8	76.741	68.846	75.813	@NA
818.527	847.333	890.641	918.477	947.886	525.364	552.432	575.448	571.7
@NA	@NA	@NA	@NA	@NA	@NA	215.346	262.537	@NA
146.447	205.465	277.273	311.22	307.157	409.357	589.086	776.176	988.439
@NA	@NA	@NA	-0.53	-0.893	-0.275	-0.742	-0.531	-0.151

77.783	135.123	150.944	165.387	151.564	107.015	166.902	175.086	101.101
5.628	7.105	7.035	6.978	6.995	7.378	7.528	7.66	8.138
@NA	@NA	@NA	@NA	@NA	85.011	282.884	324.618	370.916
1,342.30	1,337.49	1,368.88	1,411.08	867.835	771.654	812.384	1,028.50	917.345
897.431	985.379	1,157.03	1,138.78	1,132.90	1,276.20	1,522.58	1,820.82	2,178.68
@NA	@NA	@NA	@NA	@NA	-0.464	-0.264	-1.31	-0.757
@NA	@NA	@NA	@NA	0.492	0.097	@NA	@NA	@NA
2.759	3.186	4.451	5.352	6.131	6.818	7.503	8.145	8.573

12 years ceq data	CEQ 2003 > 50
1	0
1	0
1	1
0	1
0	1
0	1
0	0
1	1
1	1
1	0
1	0
0	1
0	0
1	0
1	1
1	0
0	1
0	0
0	0
1	0
1	1
1	1
0	0
1	0
0	1
1	0
0	1
0	1
0	1
0	1
0	0
1	0
0	1
0	1
0	0
1	0
0	1
1	1
0	1
1	0
0	1
0	1
0	0
1	1
1	1
1	1

1	1
1	1
1	1
0	0
1	1
1	1
1	0
1	1
1	0
0	0
0	1
1	1
1	1
1	1
0	0
0	0
1	0
1	0
0	1
1	1
0	0
1	0
1	1
1	1
1	0
1	1
1	1
1	1
0	0
1	1
1	0
1	1
1	0
0	0
0	1
1	1
0	1
1	1
1	1
1	1
0	0
0	0
0	1
1	1
1	0
0	0
0	0
1	1
0	1
1	0
0	0

1	0
1	1
1	0
0	1
1	1
0	1
1	0
0	1
1	0
1	0
0	1
0	1
0	1
0	1
0	0
0	1
1	0
1	0
1	0
1	0
0	0
1	1
1	1
1	0
0	0
1	0
1	1
1	0
1	0
1	1
1	1
1	1
1	0
0	0
1	1
1	1
1	0
0	1
1	0
0	0
0	0
0	0
0	1
0	0
0	1
0	1
1	1
1	1
1	1
0	1
0	0

1	1
1	1
1	1
1	0
1	0
0	1
0	1
0	1
0	0
0	1
1	1
1	1
0	1
1	0
1	0
0	0
0	1
1	1
0	1
0	0
1	1
1	1
0	1
0	1
1	1
0	1
1	1
0	1
0	1
1	1
0	1
0	0
1	1
1	0
0	1
1	1
0	1
0	1
0	1
0	1
1	1
1	0
0	0
1	0
0	0
0	1
1	1
0	0
1	0
0	1
1	0

0	1
0	1
0	1
1	1
0	1
1	1
1	0
1	0
0	0
1	0
1	1
0	1
0	0
0	1
0	1
1	0
1	0
0	0
0	1
1	1
1	0
0	1
1	0
0	0
0	0
1	0
0	1
0	0
1	1
0	1
0	1
0	0
0	1
0	1
1	0
1	1
0	0
1	1
0	1
0	1
0	1
1	1
0	1
1	0
0	1
0	1
0	1
1	0
1	1
1	0
0	1

1	1
0	1
1	0
1	1
1	1
0	0
1	1
1	1
0	1
1	1
0	0
0	1
0	0
1	0
1	1
1	0
1	1
0	0
0	0
0	0
0	0
1	1
1	1
0	0
1	0
1	0
0	0
0	1
0	1
0	1
1	0
0	0
1	0
0	1
0	0
0	0
0	1
1	0
0	0
0	0
1	0
0	1
1	1
1	1
1	1
0	0
0	1
1	1
0	0
0	0
0	0

1	1
1	0
1	0
1	1
0	1
1	0
0	0
0	1
0	0
0	1
0	1
0	0
1	0
1	1
1	0
1	0
1	1
0	0
0	1
0	1
0	0
1	0
0	0
1	1
1	0
0	0
0	0
1	1
0	1
1	1
1	1
1	1
1	0
1	1
1	0
0	0
1	1
0	1
1	1
0	0
1	1
0	1
0	1
1	0
0	0
0	0
1	0
1	0
0	0
1	0
0	0

1	1
1	1
1	0
1	0
1	1
0	1
0	1
0	1
0	0
0	0
0	0
1	1
1	1
0	0
1	0
1	0
0	1
1	1
0	1
1	1
1	1
1	1
0	0
1	0
0	0
0	1
0	0
0	0
0	1
0	1
0	1
0	0
1	1
1	0
1	1
1	1
1	1
1	0
1	1
1	1
1	0
1	1
0	0
0	1
1	1
0	1
1	0
1	1
0	0
1	1
0	0

0	1
1	1
1	1
0	0
1	1
0	0
1	1
0	1
1	1
1	1
1	1
1	0
0	1
0	1
1	1
0	1
0	0
0	1
0	0
0	1
0	1
0	0
0	0
0	0
0	1
0	1
1	0
1	1
1	1
1	1
1	1
0	0
1	0
1	1
1	1
1	0
0	1
0	0
0	1
0	0
1	0
1	1
0	0
0	1
1	1
0	0
0	1
0	1
0	0
0	0
0	1

0	1
1	1
1	1
0	0
0	0
0	1
1	1
1	1
1	1
0	1
1	1
1	1
1	0
0	1
1	0
0	0
1	0
1	1
1	1
0	1
0	0
0	1
1	1
0	1
0	0
1	1
1	1
1	0
0	0
0	1
0	0
0	1
0	1
0	0
1	1
0	1
1	1
1	1
1	1
0	1
1	0
0	1
0	0
1	0
0	1
0	1
1	1
0	0
0	1
1	1
1	0

1	1
0	1
0	1
0	0
0	0
0	0
0	1
1	1
0	0
1	1
0	1
0	0
1	1
1	1
0	0
1	0
0	1
1	0
0	0
0	0
0	0
1	1
0	1
1	1
0	1
1	1
0	1
0	0
0	0
1	1
1	0
1	1
1	0
1	0
1	0
1	1
1	0
1	1
1	1
1	1
0	1
0	1
1	1
0	0
1	1
0	0
1	0
0	1
0	0
1	1
0	0

1	1
0	1
0	0
0	0
1	1
1	1
0	1
1	0
0	0
1	1
0	0
0	1
1	0
0	1
0	1
1	1
1	0
0	1
1	1
1	1
1	0
0	0
1	1
1	1
0	1
0	1
0	0
0	1
0	0
0	0
1	1
1	0
1	0
1	1
0	0
1	1
1	1
1	1
1	0
1	0
0	1
0	0
1	1
1	1
0	1
1	1
0	0
1	1
1	1
1	1
1	1

1	1
0	1
1	0
1	0
1	1
0	1
0	0
0	0
0	0
0	0
0	1
0	1
1	0
0	1
1	0
1	1
1	1
0	0
0	0
0	1
0	0
1	0
0	0
0	0
1	1
0	1
0	1
1	0
1	0
1	0
0	0
1	1
0	0
1	1
1	0
1	1
1	1
0	1
1	1
0	1
0	1
1	1
0	0
0	1
0	1
0	0
1	0
0	0
0	1
0	0
0	1

0	1
1	0
1	1
1	0
0	0
1	0
1	1
1	1
1	0
0	1
0	1
1	1
1	1
1	0
1	1
0	1
1	0
0	1
1	0
1	0
0	1
0	0
0	0
0	1
0	1
0	0
1	1
1	1
1	1
1	0
1	0
1	0
0	1
1	1
1	0
0	0
0	0
0	0
1	0
1	0
0	0
0	0
1	0
1	1
0	1
0	0
1	0
1	1
0	1
1	0
1	1

0	0
0	0
1	1
1	0
0	1
1	0
1	1
1	1
1	1
0	1
0	0
1	1
1	0
1	1
1	1
1	1
1	1
0	1
0	0
1	0
0	0
1	0
0	0
1	0
0	0
1	1
0	1
1	1
0	0
1	0
1	1
1	1
0	0
0	1
0	1
1	0
0	1
0	0
0	1
0	0
1	0
1	1
1	0
1	0
1	0
0	1
0	1
0	0
0	0
0	0
0	1

1	1
0	1
0	0
1	0
1	1
0	1
0	1
0	0
0	0
0	0
0	1
1	1
0	0
0	0
1	0
0	0
1	0
0	1
1	1
0	1
1	0
1	1
1	1
0	0
1	1
1	1
0	1
1	1
0	1
0	0
1	0
1	1
0	0
0	1
0	0
0	1
0	1
0	1
0	1
0	1
1	0
0	0
0	0
0	1
0	0
1	1
1	1
1	1
0	1
0	1
1	1

1	1
0	1
1	0
0	1
1	1
0	1
1	1
1	1
0	1
0	0
1	1
0	1
1	1
1	0
0	0
1	0
0	1
1	1
1	0
0	1
0	1
0	1
1	1
0	1
1	0
0	0
0	1
0	1
0	1
1	1
1	1
1	0
0	1
0	0
1	1
0	0
0	1
0	0
0	1
1	1
0	0
1	0
1	1
1	0
1	1
1	0
1	0
1	1
0	1
0	0
1	1

1	1
1	1
0	0
0	1
0	1
0	1
0	1
1	0
0	1
1	1
1	1
0	1
0	1
1	1
0	1
0	0
0	0
1	1
1	1
1	1
0	1
0	0
0	0
0	1
0	0
0	0
0	0
1	0
0	1
1	0
0	0
0	0
0	1
1	0
1	0
1	0
1	0
1	0
1	1
0	0
0	1
1	1
0	1
1	0
1	1
1	1
1	1
1	1
1	1
1	1
1	0

0	0
0	0
0	0
1	1
1	0
1	1
0	1
0	0
1	1
1	1
0	0
1	0
1	1
1	1
1	1
1	0
0	1
0	0
0	0
0	1
0	1
0	1
0	1
0	1
0	0
1	0
1	0
1	1
1	1
0	1
0	0
0	1
1	1
0	0
0	1
1	0
0	0
1	0
0	0
0	0
1	1
1	1
1	0
0	1
0	0
0	1
1	0
0	1
1	0
1	1
1	1

1	0
0	1
1	0
1	1
0	1
0	1
1	1
1	1
1	0
0	0
1	1
1	0
0	0
0	1
1	0
1	1
1	0
1	1
0	1
0	1
1	1
1	1
1	1
0	0
0	1
1	0
0	0
1	1
1	0
0	1
0	0
0	0
0	0
0	0
1	0
0	1
0	1
0	1
1	1
0	0
0	1
0	0
0	0
1	1
1	1
1	0
0	0
1	0
0	1
1	0
0	1

1	0
1	1
0	1
0	1
1	1
0	1
1	0
0	0
0	1
0	0
1	0
1	1
0	1
1	1
0	0
1	0
1	1
0	0
0	1
0	1
0	0
0	1
0	0
0	0
0	0
0	1
1	0
0	1
1	1
1	1
0	0
0	0
0	1
1	0
1	1
0	1
1	1
1	1
0	0
0	0
1	0
0	1
0	1
0	1
1	1
0	1
0	1
0	1
1	1
0	1
0	0

0	1
0	1
0	1
1	0
1	0
0	0
1	1
1	0
0	0
0	0
0	0
0	0
0	1
0	1
0	0
0	1
0	1
0	0
1	1
1	0
0	1
0	1
0	1
0	1
0	0
1	1
1	0
1	0
0	0
1	0
0	0
0	0
0	1
0	0
1	1
0	1
0	0
0	1
1	0
0	0
0	0
1	0
0	0
1	1
0	1
0	0
0	1
1	0
1	1
0	0
0	0

0	0
0	0
0	1
1	0
0	0
0	0
0	0
0	0
0	0
1	0
0	1
1	0
0	1
0	0
0	1
0	1
0	1
0	0
1	1
0	0
1	1
0	1
0	0
0	1
1	1
1	0
1	1
0	0
1	0
1	1
0	1
0	0
1	0
1	0
0	0
1	1
0	1
0	1
0	0
1	1
0	1
0	0
0	0
0	0
1	1
0	1
1	1
1	1
0	1
1	1
0	0

1	1
0	0
0	0
0	0
0	1
1	0
0	0
1	1
0	0
1	1
1	0
1	1
0	1
0	1
0	1
1	1
0	1
1	1
1	1
1	1
1	1
1	0
0	0
0	1
0	0
0	0
0	0
0	0
1	1
0	1
1	1
1	1
1	1
0	1
1	0
0	0
1	0
0	0
0	0
1	1
0	1
1	1
1	1
1	1
1	1
0	0
0	1
0	1
0	0
1	0
1	0

1	0
0	0
0	1
0	1
0	0
0	0
0	0
0	1
0	0
1	1
0	0
1	1
0	0
1	0
0	1
1	1
1	0
1	1
1	1
0	1
1	1
0	0
0	1
1	0
0	0
1	1
1	0
1	0
1	1
0	0
0	1
1	0
1	1
1	0
0	1
1	0
0	1
1	1
0	1
0	0
1	1
1	0
1	0
0	0
1	0
1	0
0	1
0	1
0	0
1	1
0	0

0	1
0	0
0	1
0	1
1	1
1	1
0	1
0	1
0	0
1	0
0	1
0	1
1	1
1	0
1	1
1	1
1	0
1	0
0	1
0	0
1	1
0	0
0	1
1	1
1	1
0	0
0	0
0	1
0	1
1	1
1	1
0	1
0	0
1	0
1	0
1	0
0	0
0	1
0	0
0	1
1	1
0	0
1	0
1	1
1	1
1	0
1	0
1	1
0	1
1	1
0	0

0	1
0	0
0	1
0	0
1	1
1	1
1	1
0	1
0	1
1	1
0	0
0	1
1	1
0	1
0	0
1	1
1	1
0	0
0	0
0	0
1	1
0	1
1	1
1	0
1	0
0	1
0	0
0	1
1	1
0	0
0	0
0	1
0	0
0	1
0	0
0	0
1	0
0	1
0	1
1	1
0	0
1	0
1	1
1	0
0	1
0	0
0	1
0	1
1	1
0	1
0	1

0	1
0	0
1	0
0	1
0	0
1	1
0	1
1	1
1	0
0	1
0	1
1	0
0	1
0	1
0	0
0	1
1	1
0	0
0	1
1	1
0	1
0	1
1	0
0	0
1	0
0	1
1	1
0	0
0	0
1	0
1	1
1	1
1	1
0	1
0	1
1	1
1	1
0	1
1	0
0	0
0	0
0	1
0	1
0	1
0	0
1	1
1	0
1	1
0	1
0	0
1	1

0	1
1	0
0	0
1	0
0	0
0	0
1	0
0	0
0	1
0	0
0	1
0	0
1	1
1	1
1	1
0	0
1	1
1	1
0	1
0	1
0	0
0	0
1	0
0	1
0	1
0	1
0	1
1	1
0	0
0	0
1	1
1	1
0	1
1	0
0	1
0	1
1	1
0	1
0	0
1	0
0	1
1	0
1	0
1	0
0	0
1	1
0	0
0	1
0	0
0	0
0	0

0	0
0	1
0	1
1	0
0	1
0	1
1	1
0	1
1	0
0	0
1	1
1	0
1	1
1	1
1	1
0	0
1	0
1	1
0	0
0	1
0	0
1	1
0	1
0	0
0	1
0	1
0	0
1	0
0	1
1	1
1	1
0	0
0	0
0	0
0	0
0	0
1	1
0	0
1	0
0	0
0	1
1	0
1	0
0	0
1	1
0	1
1	1
1	0
0	0
0	1
0	1

0	0
1	1
1	1
1	0
1	1
1	1
0	1
1	1
1	1
0	1
0	1
0	1
0	1
0	0
1	0
1	1
1	1
1	0
0	1
0	0
1	1
0	1
1	1
1	1
1	1
1	0
0	0
1	1
1	0
1	1
0	1
1	0
0	0
1	1
1	0
0	0
1	1
1	0
0	1
0	0
1	1
0	1
0	1
0	0
0	1
1	1
1	0
1	1
1	1
0	0
0	1

1	0
1	0
0	1
0	1
0	0
1	0
0	1
1	1
1	1
0	1
1	1
0	1
0	1
0	1
0	0
0	1
1	1
1	1
1	1
0	1
1	1
1	1
0	1
0	0
0	0
0	1
1	0
1	0
0	0
0	0
0	1
0	1
0	1
0	0
0	1
1	0
1	0
1	1
1	1
0	0
1	0
0	0
1	1
1	1
0	0
0	0
0	0
1	1
0	0
0	1
0	1

0	1
1	1
1	1
1	1
0	1
0	1
0	1
1	1
0	1
1	1
1	0
0	0
1	1
1	1
1	1
0	0
1	0
0	0
1	1
1	1
1	0
1	1
0	0
0	1
1	1
1	1
0	0
1	1
0	1
0	1
0	1
1	1
1	1
0	1
0	0
0	1
0	1
1	1
0	1
1	0
0	1
1	1
0	1
1	0
1	1
0	1
0	1
0	1
0	0
0	0
1	1

0	0
1	1
0	0
1	0
0	0
0	0
1	1
0	1
0	1
0	1
1	1
1	1
0	1
0	0
0	0
1	1
0	0
0	1
0	0
0	0
1	1
1	0
0	0
1	1
0	1
0	0
0	0
0	0
1	0
0	1
0	1
0	1
1	0
0	0
1	1
0	0
0	0
0	1
1	1
0	0
1	1
1	1
0	0
0	0
0	0
1	1
0	1
0	1
0	1
1	1
0	1

1	1
1	0
0	1
1	1
0	0
0	0
0	1
0	1
0	0
1	1
1	0
0	1
0	0
0	0
0	1
1	0
1	1
0	1
1	0
0	1
0	0
0	1
0	1
0	1
1	1
1	1
1	0
0	0
1	0
1	1
1	1
1	1
1	1
0	1
1	0
0	1
1	1
0	1
0	0
1	0
1	1
1	0
1	1
1	1
1	1
0	1
0	1
0	0
1	1
0	1
0	1

0	0
0	1
1	0
1	1
0	1
1	0
1	1
1	1
1	0
0	1
1	0
0	1
0	0
1	0
1	1
1	1
0	0
1	0
0	1
0	1
1	1
0	1
0	0
0	1
1	1
0	0
0	1
1	1
0	0
0	0
1	1
0	0
1	1
1	1
0	0
0	0
0	1
1	0
1	1
0	1
1	1
0	0
1	0
0	1
0	1
0	0
1	1
0	0
1	1
0	1
0	0

0	1
0	1
0	0
0	1
0	0
1	1
0	0
0	1
1	0
1	0
1	1
0	0
0	0
1	1
0	0
1	1
1	1
1	1
1	1
1	1
0	0
0	1
1	0
0	1
1	1
1	0
0	0
0	0
1	1
0	0
1	1
1	0
1	1
0	1
0	1
0	0
0	1
1	0
0	1
0	1
0	1
0	0
0	0
1	1
1	1
0	0
0	0
1	0
1	1
1	0
1	1

1	1
0	0
1	1
1	1
1	0
1	1
0	1
0	0
0	1
1	1
0	0
0	1
0	1
0	0
1	1
1	1
0	1
1	0
1	1
0	0
1	1
1	1
0	1
0	0
0	0
1	1
1	1
1	0
0	0
1	0
1	0
0	1
0	0
1	1
1	1
0	0
0	1
1	0
1	0
1	1
1	0
0	0
0	0
1	1
0	1
0	0
0	1
1	1
0	1
1	0
1	1

0	1
0	1
0	1
0	1
1	0
1	0
1	0
1	1
1	1
1	0
0	0
0	1
0	0
0	0
1	1
0	1
1	1
0	1
0	1
0	1
0	1
1	1
1	1
0	0
0	0
0	1
0	1
0	0
1	0
0	0
0	0
1	0
0	0
0	0
1	1
1	1
1	0
1	1
0	0
0	0
0	1
1	1
1	1
1	0
1	0
1	0
0	1
1	0
1	1
1	1
0	0

0	0
0	1
1	0
0	1
0	0
0	1
1	1
1	1
0	1
1	0
0	0
1	0
0	0
1	0
1	1
1	1
1	0
0	0
1	1
0	1
1	0
1	0
1	0
0	0
1	0
0	1
1	1
1	1
0	0
1	1
1	0
0	1
1	1
1	0
0	1
1	1
0	0
0	0
0	1
1	1
0	1
1	1
0	1
0	0
0	1
0	0
0	1
0	0
0	0
0	0
0	1

0	1
0	1
0	0
0	1
1	1
0	0
1	1
0	1
0	0
1	0
0	0
1	1
1	1
1	0
0	0
1	0
1	0
0	0
1	1
0	1
1	1
1	1
1	0
0	1
0	1
0	1
1	1
0	0
0	0
1	1
0	1
0	1
1	1
0	0
0	1
0	0
0	0
1	0
1	0
0	1
0	1
0	0
0	1
1	0
0	1
0	1
0	0
0	0
0	1
0	0
0	1

1	1
1	1
0	0
0	0
1	0
1	1
0	0
0	1
1	1
1	1
0	1
1	1
0	0
0	0
0	0
0	1
0	1
0	1
0	1
1	1
1	0
1	1
1	1
0	0
1	1
0	1
1	0
0	0
1	1
0	1
0	1
0	1
0	0
1	1
0	1
0	1
0	1
0	1
1	1
0	1
1	1
0	1
1	0
0	0
0	1
1	1
1	1
1	1
1	0
0	0
0	1

0	0
0	0
0	0
1	0
0	1
1	1
1	1
0	1
0	1
0	0
1	1
1	1
1	1
0	1
0	0
1	1
1	1
1	1
1	1
1	1
1	0
0	0
0	1
1	1
1	1
0	1
1	1
1	0
1	0
0	1
1	1
0	1
1	1
1	1
1	0
0	1
1	1
1	1
0	1
1	1
1	1
0	0
0	1
1	1
1	1
0	1
1	1
0	1
0	0
0	0
1	1

1	1
1	1
0	0
1	1
0	0
1	0
1	0
1	1
0	0
1	0
0	1
0	1
0	0
0	1
1	1
1	0
0	1
1	1
0	0
0	1
0	0
0	0
0	0
0	1
1	1
0	1
0	1
1	0
1	0
0	1
1	1
0	1
1	1
0	0
1	1
0	1
1	0
0	1
0	0
1	1
1	0
0	1
0	1
1	1
0	0
1	1
1	0
0	1
0	0
0	0
1	0

1	0
0	1
0	1
0	1
1	1
1	1
1	1
1	1
1	1
0	0
1	1
1	0
1	1
1	1
1	1
0	0
1	1
0	1
0	1
1	1
0	0
0	1
0	1
0	0
1	1
1	1
0	1
0	1
0	0
1	1
1	1
0	1
1	0
1	1
0	1
1	0
0	1
0	0
0	0
1	1
1	1
1	1
0	1
0	0
1	1
0	1
0	1
0	0
0	0
0	0
0	1

0	1
1	0
0	0
1	1
0	1
0	0
0	1
0	0
0	1
0	1
1	1
1	1
1	1
1	1
1	1
0	1
1	1
1	0
0	1
1	1
1	1
0	1
0	1
0	0
0	0
1	0
0	0
0	1
0	0
1	1
1	1
0	1
0	0
0	1
0	0
0	0
1	1
1	0
0	0
0	0
0	0
0	0
1	0
1	1
1	1
0	0
1	0
0	0
0	0
1	0
0	1

0	1
1	1
0	1
0	0
0	1
0	1
1	1
0	0
0	1
1	1
1	1
0	1
0	1
1	1
0	1
1	0
1	1
1	1
0	0
1	1
0	0
0	1
0	0
1	1
0	1
1	1
0	1
1	1
0	1
0	1
1	0
1	1
0	0
0	0
1	1
0	1
1	0
0	0
1	1
1	1
0	0
0	1
0	0
0	0
1	1
0	0
0	1
0	0
0	1
0	1
0	1

0	1
0	0
1	1
1	1
0	1
1	1
0	0
1	1
1	0
0	1
0	1
0	1
1	0
1	0
1	1
0	1
1	1
0	1
0	0
1	0
0	1
1	0
1	0
1	1
1	1
1	1
0	0
0	1
1	1
0	1
0	1
1	0
0	0
0	1
0	1
1	1
1	1
1	0
1	1
1	0
0	1
0	0
1	0
1	1
1	0
1	1
0	1
1	1
0	1
0	1
0	0

1	1
1	1
0	0
0	0
0	1
0	1
0	0
0	1
0	1
0	1
0	0
0	0
0	0
1	0
0	1
0	0
1	1
0	0
1	1
0	1
0	0
1	1
0	0
0	1
1	1
1	1
1	1
0	0
0	1
0	0
1	1
0	1
1	1
0	0
1	1
0	1
1	1
0	1
1	1
1	0
0	0
0	1
0	0
1	1
0	0
0	1
0	1
1	0
0	1
0	1
0	1

0	1
0	1
0	0
1	1
1	1
0	0
1	1
0	1
1	1
1	0
1	0
0	1
0	0
0	0
1	1
1	0
1	0
1	1
0	1
1	0
0	1
0	0
0	1
1	1
1	0
0	0
1	1
0	1
0	0
1	1
1	1
0	1
1	1
1	0
1	1
0	1
1	1
1	1
1	1
1	1
0	0
1	1
1	1
0	1
0	1
1	1
1	1
1	0
0	1
0	1
1	1

1	1
0	1
1	1
1	0
1	1
0	1
0	1
0	1
0	1
1	1
0	1
1	1
1	0
0	1
0	0
1	1
0	1
0	0
1	1
1	1
1	1
0	0
0	1
0	0
0	0
0	1
0	1
0	1
1	1
0	1
1	0
1	1
0	1
1	1
0	1
1	0
0	1
1	1
0	1
0	0
1	0
0	0
1	0
0	0
1	1
1	0
0	0
1	1
1	0
0	1
1	1

0	1
1	0
1	1
1	0
0	1
0	1
0	1
0	1
0	1
1	1
1	0
0	0
1	1
1	1
1	1
0	1
0	1
1	1
0	0
1	0
1	0
0	0
0	0
1	1
0	1
0	1
1	1
0	0
1	1
0	1
1	0
0	1
1	1
1	1
0	1
1	0
1	0
1	1
1	1
1	1
1	1
0	1
1	1
1	1
1	1
0	1
0	1
1	0
1	0
1	0
0	0

0	0
1	1
0	1
1	0
0	1
0	1
0	0
1	0
1	1
1	1
0	1
1	1
0	0
0	0
0	0
1	1
0	0
1	1
1	1
0	1
1	0
1	1
1	1
0	0
0	0
1	0
0	0
1	1
1	1
1	1
1	1
0	0
0	1
0	0
1	0
0	1
0	0
0	0
1	0
1	0
1	1
0	1
1	0
0	0
0	1
1	0
1	1
1	1
0	1
0	1
0	1

0	1
1	1
1	1
0	1
1	1
1	1
0	0
1	0
1	1
1	0
1	0
0	0
0	1
0	1
0	1
1	0
1	1
1	0
0	1
1	1
0	0
0	1
0	1
0	0
0	1
0	0
1	0
0	0
1	0
0	0
0	1
1	0
1	0
1	0
1	0
1	1
0	1
1	1
0	1
1	1
1	1
1	1
1	1
1	1
0	0
1	0
1	1
1	1
0	0
0	0
0	0

1	1
1	1
1	1
1	1
0	1
0	0
0	0
1	1
1	0
0	0
1	0
1	0
1	1
0	1
1	1
1	1
1	0
0	1
0	1
1	0
0	0
1	1
1	1
1	1
1	1
1	1
1	1
1	0
0	0
0	1
1	0
1	1
0	0
1	0
1	0
1	1
1	1
0	1
0	0
0	0
0	0
0	0
0	1
1	1
1	1
1	1
0	1
1	1
0	1
1	1
0	0

0	1
0	0
0	1
1	1
1	1
0	0
0	1
1	0

Company Name	Ticker Symbol	GICS Economic Sector	Beta[Y03]	Beta[Y04]	12 years ceq data	CEQ 2003 > 50
3M CO	MMM	20	0.579	0.548	1	1
AAON INC	AAON	20	0.71	0.688	1	1
AAR CORP	AIR	20	1.222	@NA	1	1
ABM INDUSTRIES INC	ABM	20	0.477	0.44	1	1
ACETO CORP	ACET	20	0.6	0.992	1	1
ACF INDUSTRIES HOLDING CORP	0536B	20	@NA	@NA	1	1
AGCO CORP	AG	20	0.482	0.5	1	1
ALAMO GROUP INC	ALG	20	0.213	0.362	1	1
ALASKA AIR GROUP INC	ALK	20	1.178	1.49	1	1
ALASKA AIRLINES INC	ALK1	20	@NA	@NA	1	1
ALBANY INTL CORP -CL A	AIN	20	0.931	0.996	1	1
ALEXANDER & BALDWIN INC	ALEX	20	0.466	0.656	1	1
ALLEGHANY CORP	Y	20	0.143	0.137	1	1
ALLIANT TECHSYSTEMS INC	ATK	20	-0.233	-0.325	1	1
ALLIED DEFENSE GROUP INC	ADG	20	-0.522	-0.624	1	1
ALLIED WASTE INDUSTRIES INC	AW	20	0.941	1.163	1	1
AMERCO	UHAL	20	0.286	0.468	1	1
AMERICAN AIRLINES INC	AMR1	20	@NA	@NA	1	1
AMERICAN POWER CONVERSION CP	APCC	20	1.835	1.975	1	1
AMERICAN SUPERCONDUCTOR CP	AMSC	20	2.157	2.783	1	1
AMERICAN WOODMARK CORP	AMWD	20	1.632	1.664	1	1
AMERON INTERNATIONAL CORP	AMN	20	0.446	0.621	1	1
AMETEK INC	AME	20	0.601	0.69	1	1
AMPCO-PITTSBURGH CORP	AP	20	0.269	0.381	1	1
AMREP CORP	AXR	20	0.26	0.46	1	1
ANGELICA CORP	AGL	20	0.23	0.251	1	1
APOGEE ENTERPRISES INC	APOG	20	0.426	0.341	1	1
APPLIED INDUSTRIAL TECH INC	AIT	20	0.053	0.19	1	1
APPLIED SIGNAL TECHNOLOGY	APSG	20	0.04	0.247	1	1
ARCADIS NV -ADR	ARCAF	20	0.596	0.699	1	1
ARKANSAS BEST CORP	ABFS	20	0.838	0.726	1	1
ARTESYN TECHNOLOGIES INC	ATSN	20	3.256	3.595	1	1
ASTEC INDUSTRIES INC	ASTE	20	1.284	1.347	1	1
AVERY DENNISON CORP	AVY	20	0.709	0.503	1	1
AVIALL INC	AVL	20	1.085	1.126	1	1
AZZ INC	AZZ	20	1.063	0.977	1	1
BADGER METER INC	BMI	20	0.269	0.344	1	1
BAKER (MICHAEL) CORP	BKR	20	0.286	0.319	1	1
BALDOR ELECTRIC CO	BEZ	20	0.327	0.428	1	1
BANTA CORP	BN	20	0.151	0.364	1	1
BARNES GROUP INC	B	20	0.234	0.331	1	1
BOEING CO	BA	20	0.71	0.723	1	1
BOWNE & CO INC	BNE	20	0.816	0.905	1	1
BRADY CORP	BRC	20	0.995	0.787	1	1
BRIGGS & STRATTON	BGG	20	0.91	1.07	1	1
BRINKS CO	BCO	20	0.533	0.744	1	1

BRITISH AIRWAYS PLC -ADR	BAB	20	2.123	2.239	1	1
BURLINGTON NORTHERN RR CO	BNI1	20	@NA	@NA	1	1
BURLINGTON NORTHERN SANTA FE	BNI	20	0.547	0.597	1	1
C&D TECHNOLOGIES INC	CHP	20	1.982	2.225	1	1
CANADIAN NATIONAL RAILWAY CO	CNI	20	0.789	0.852	1	1
CANADIAN PACIFIC RAILWAY LTD	CP	20	0.698	0.718	1	1
CARLISLE COS INC	CSL	20	1.036	1.116	1	1
CASCADE CORP	CAE	20	0.297	0.503	1	1
CATERPILLAR INC	CAT	20	1.002	1.034	1	1
CDI CORP	CDI	20	0.556	0.651	1	1
CENDANT CORP	CD	20	1.989	1.842	1	1
CERADYNE INC	CRDN	20	1.043	1.086	1	1
CINTAS CORP	CTAS	20	1.099	@NA	1	1
CLARCOR INC	CLC	20	0.425	0.4	1	1
CNF INC	CNF	20	0.46	0.549	1	1
COMDISCO HOLDING CO INC	3CDCO	20	@NA	@NA	1	1
COOPER INDUSTRIES LTD	CBE	20	0.799	0.989	1	1
CORRECTIONAL SERVICES CORP	CSCQ	20	0.613	0.781	1	1
CRANE CO	CR	20	1.034	1.161	1	1
CROSS (A.T.) & CO -CL A	ATX	20	0.188	0.066	1	1
CSX CORP	CSX	20	0.606	0.747	1	1
CSX TRANSPORTATION INC	CSX3	20	@NA	@NA	1	1
CUBIC CORP	CUB	20	0.157	0.093	1	1
CUMMINS INC	CMI	20	1.451	1.378	1	1
CURTISS-WRIGHT CORP	CW	20	0.024	0.048	1	1
DANAHER CORP	DHR	20	0.86	0.893	1	1
DAVEY TREE EXPERT CO	DVTX	20	@NA	@NA	1	1
DEERE & CO	DE	20	0.498	0.56	1	1
DEERE & CO-PRE FASB	DE.F	20	@NA	@NA	1	1
DONALDSON CO INC	DCI	20	0.497	0.569	1	1
DONNELLEY (R R) & SONS CO	RRD	20	0.538	0.712	1	1
DOVER CORP	DOV	20	1.058	1.289	1	1
DRS TECHNOLOGIES INC	DRS	20	-0.152	-0.228	1	1
DUCOMMUN INC	DCO	20	0.569	0.536	1	1
DYCOM INDUSTRIES INC	DY	20	1.717	1.657	1	1
EATON CORP	ETN	20	0.652	0.747	1	1
EDO CORP	EDO	20	-0.221	-0.194	1	1
ELECTRO RENT CORP	ELRC	20	0.719	@NA	1	1
ELKCORP	ELK	20	0.576	0.429	1	1
EMERSON ELECTRIC CO	EMR	20	0.817	0.96	1	1
EMPRESAS ICA SOC CTL -ADR	ICA	20	1.24	1.184	1	1
ENCORE WIRE CORP	WIRE	20	0.964	1.279	1	1
ENGINEERED SUPPORT SYSTEMS	EASI	20	-0.133	0.116	1	1
ENNIS INC	EBF	20	0.098	0.271	1	1
EQUIFAX INC	EFX	20	0.791	0.9	1	1
ESCO TECHNOLOGIES INC	ESE	20	0.353	0.375	1	1
ESTERLINE TECHNOLOGIES CORP	ESL	20	0.678	0.995	1	1
EXPEDITORS INTL WASH INC	EXPD	20	0.682	0.605	1	1
EXPONENT INC	EXPO	20	0.222	0.108	1	1
FASTENAL CO	FAST	20	0.488	0.536	1	1
FEDERAL SIGNAL CORP	FSS	20	0.855	1.05	1	1

FEDERAL SIGNAL CORP-PRE FASB	FSS.F	20	@NA	@NA	1	1
FEDEX CORP	FDX	20	0.591	@NA	1	1
FLORIDA EAST COAST INDS	FLA	20	0.926	0.822	1	1
FLOWSERVE CORP	FLS	20	1.689	1.965	1	1
FLUOR CORP	FLR	20	0.398	0.505	1	1
FORWARD AIR CORP	FWRD	20	1.393	1.14	1	1
FOSTER (LB) CO	FSTR	20	0.181	0.218	1	1
FRANKLIN ELECTRIC CO INC	FELE	20	0.238	0.299	1	1
FROZEN FOOD EXPRESS INDS	FFEX	20	0.039	0.358	1	1
FUELCELL ENERGY INC	FCEL	20	1.702	1.936	1	1
G&K SERVICES INC -CL A	GKSRA	20	0.515	0.398	1	1
GATX CORP	GMT	20	0.937	1.044	1	1
GEHL CO	GEHL	20	0.356	0.467	1	1
GENERAL BINDING CORP	GBND	20	0.492	0.696	1	1
GENERAL DYNAMICS CORP	GD	20	0.511	0.573	1	1
GENERAL ELECTRIC CO	GE	20	1.095	1.018	1	1
GENERAL ELECTRIC CO-PRE FASB	GE.F	20	@NA	@NA	1	1
GENLYTE GROUP INC	GLYT	20	0.25	0.442	1	1
GOODRICH CORP	GR	20	1.132	1.184	1	1
GORMAN-RUPP CO	GRC	20	0.596	0.669	1	1
GP STRATEGIES CP	GPX	20	-0.228	-0.142	1	1
GRACO INC	GGG	20	0.388	0.406	1	1
GRAINGER (W W) INC	GWW	20	0.647	0.803	1	1
GRANITE CONSTRUCTION INC	GVA	20	0.244	0.322	1	1
GRIFFON CORP	GFF	20	0.348	0.437	1	1
GRUPO TMM -ADR	TMM	20	0.971	0.924	1	1
HARLAND (JOHN H.) CO	JH	20	-0.055	-0.053	1	1
HARSCO CORP	HSC	20	0.863	0.959	1	1
HEALTHCARE SERVICES GROUP	HCSG	20	-0.481	-0.609	1	1
HEARTLAND EXPRESS INC	HTLD	20	0.289	0.371	1	1
HEICO CORP	HEI	20	0.369	0.472	1	1
HERLEY INDUSTRIES INC/DE	HRLY	20	0.133	-0.09	1	1
HERTZ CORP	0492B	20	@NA	@NA	1	1
HNI CORP	HNI	20	0.925	0.89	1	1
HONEYWELL INTERNATIONAL INC	HON	20	1.328	1.419	1	1
HUBBELL INC -CL B	HUB.B	20	0.856	0.866	1	1
HUGHES SUPPLY INC	HUG	20	1.008	0.967	1	1
HUNT (JB) TRANSPRT SVCS INC	JBHT	20	1.278	1.428	1	1
IDEX CORP	IEX	20	0.73	0.77	1	1
II-VI INC	IIVI	20	1.157	1.421	1	1
IKON OFFICE SOLUTIONS	IKN	20	0.519	0.368	1	1
ILLINOIS TOOL WORKS	ITW	20	0.832	0.864	1	1
INGERSOLL-RAND CO LTD	IR	20	1.432	1.435	1	1
INSITUFORM TECNOL INC -CL A	INSU	20	1.387	1.32	1	1
INSURANCE AUTO AUCTIONS INC	IAAI	20	0.467	0.515	1	1
INTERPOOL INC	IPX	20	0.832	0.918	1	1
INTL ALUMINUM	IAL	20	0.104	0.184	1	1
INTL LEASE FINANCE CORP	AIG1	20	@NA	@NA	1	1
INTL SHIPHOLDING CORP	ISH	20	-0.081	0.009	1	1
ITT INDUSTRIES INC	ITT	20	0.577	0.652	1	1
JACOBS ENGINEERING GROUP INC	JEC	20	0.413	0.286	1	1

JAPAN AIRLINES CORP -ADR	JALSY	20	0.995	1.105	1	1
JLG INDUSTRIES INC	JLG	20	0.91	1.053	1	1
KADANT INC	KAI	20	0.25	0.32	1	1
KAMAN CORP -CL A	KAMNA	20	0.39	0.475	1	1
KANSAS CITY SOUTHERN	KSU	20	1.212	1.068	1	1
KAYDON CORP	KDN	20	0.593	0.658	1	1
KELLY SERVICES INC -CL A	KELYA	20	0.303	0.455	1	1
KENNAMETAL INC	KMT	20	1.016	1.078	1	1
KIRBY CORP	KEX	20	0.593	0.624	1	1
KLM ROYAL DUTCH AIR -ADR	KLMR	20	1.631	@NA	1	1
KOMATSU LTD -ADR	KMTUY	20	0.481	0.627	1	1
KOOR INDUSTRIES LTD -ADR	KOR	20	1.278	1.447	1	1
KUBOTA CORP -ADR	KUB	20	0.48	0.391	1	1
LANCER CORP/TX	LAN	20	0.452	@NA	1	1
LANDSTAR SYSTEM INC	LSTR	20	0.304	0.276	1	1
LAWSON PRODUCTS	LAWS	20	0.439	0.508	1	1
LAYNE CHRISTENSEN CO	LAYN	20	0.418	0.628	1	1
LINCOLN ELECTRIC HLDGS INC	LECO	20	0.561	0.662	1	1
LINDSAY MANUFACTURING CO	LNN	20	0.282	0.433	1	1
LOCKHEED MARTIN CORP	LMT	20	-0.282	-0.144	1	1
LSI INDS INC	LYTS	20	0.415	0.324	1	1
LYDALL INC	LDL	20	0.573	1.024	1	1
MADECO SA -ADR	MAD	20	1.13	1.15	1	1
MAGNETEK INC	MAG	20	1.089	1.467	1	1
MAIR HOLDINGS INC	MAIR	20	0.512	0.632	1	1
MANITOWOC CO	MTW	20	1.011	0.895	1	1
MANPOWER INC/WI	MAN	20	1.003	1.111	1	1
MARTEN TRANSPORT LTD	MRTN	20	0.033	0.165	1	1
MASCO CORP	MAS	20	0.701	0.758	1	1
MASONITE INTERNATIONAL CORP	MHM	20	0.789	0.995	1	1
MCGRATH RENTCORP	MGRC	20	0.632	0.832	1	1
MESA AIR GROUP INC	MESA	20	2.398	2.326	1	1
MET-PRO CORP	MPR	20	0.264	0.317	1	1
MIDDLEBY CORP	MIDD	20	0.503	0.175	1	1
MILLER (HERMAN) INC	MLHR	20	0.907	@NA	1	1
MINE SAFETY APPLIANCES CO	MSA	20	-0.247	-0.219	1	1
MITSUI & CO LTD -ADR	MITSY	20	0.648	0.436	1	1
MOBILE MINI INC	MINI	20	0.918	0.864	1	1
MODTECH HOLDINGS INC	MODTE	20	0.357	0.465	1	1
MOOG INC -CL A	MOG.A	20	0.358	0.212	1	1
MUELLER INDUSTRIES	MLI	20	1.141	0.856	1	1
NACCO INDUSTRIES -CL A	NC	20	0.924	1.225	1	1
NASHUA CORP	NSH	20	0.609	0.847	1	1
NAVISTAR INTERNATIONAL CORP	NAV	20	1.737	1.794	1	1
NAVISTAR INTL-PRE FASB	NAV.F	20	@NA	@NA	1	1
NCI BUILDING SYSTEMS INC	NCS	20	0.651	0.665	1	1
NORDSON CORP	NDSN	20	0.862	0.908	1	1
NORFOLK SOUTHERN CORP	NSC	20	0.491	0.613	1	1
NORFOLK SOUTHERN RAILWAY CO	NSC1	20	@NA	@NA	1	1
NORTHROP GRUMMAN CORP	NOC	20	-0.317	-0.124	1	1
OLD DOMINION FREIGHT	ODFL	20	-0.131	0.183	1	1

ON ASSIGNMENT INC	ASGN	20	1.089	1.147	1	1
ORBITAL SCIENCES CORP	ORB	20	1.498	1.687	1	1
OSHKOSH TRUCK CORP	OSK	20	0.777	0.749	1	1
P.A.M. TRANSPORTATION SVCS	PTSI	20	0.913	0.906	1	1
PACCAR INC	PCAR	20	1.025	1.109	1	1
PACCAR INC-PRE FASB	PCAR.F	20	@NA	@NA	1	1
PALL CORP	PLL	20	0.855	1	1	1
PARK OHIO HOLDINGS CORP	PKOH	20	1.386	1.622	1	1
PARKER-HANNIFIN CORP	PH	20	0.964	1.061	1	1
PATRICK INDUSTRIES INC	PATK	20	0.034	0.14	1	1
PATRIOT TRANSN HOLDING INC	PATR	20	0.275	0.229	1	1
PENN ENGR & MFG CORP	PNN	20	0.805	0.981	1	1
PENTAIR INC	PNR	20	0.896	0.978	1	1
PERMA-FIX ENVIRONMENTAL SVCS	PESI	20	0.98	1.047	1	1
PITNEY BOWES INC	PBI	20	0.481	0.583	1	1
POWELL INDUSTRIES INC	POWL	20	0.325	0.44	1	1
PRECISION CASTPARTS CORP	PCP	20	1.261	1.156	1	1
PROVIDENCE AND WORCESTER RR	PWX	20	0.582	0.776	1	1
QUEBECOR WORLD INC -SUB VTG	IQW	20	0.287	0.418	1	1
QUIXOTE CORP	QUIX	20	0.414	0.494	1	1
RAILAMERICA INC	RRA	20	0.657	0.961	1	1
RAVEN INDUSTRIES INC	RAVN	20	0.243	0.336	1	1
RAYTHEON CO	RTN	20	0.227	0.364	1	1
RCM TECHNOLOGIES INC	RCMT	20	0.747	0.868	1	1
REGAL-BELOIT CORP	RBC	20	1.006	1.113	1	1
ROBBINS & MYERS INC	RBN	20	0.716	0.712	1	1
ROBERT HALF INTL INC	RHI	20	0.965	1.231	1	1
ROCKWELL AUTOMATION	ROK	20	0.943	0.928	1	1
ROLLINS INC	ROL	20	0.112	0.186	1	1
ROPER INDUSTRIES INC/DE	ROP	20	1.082	1.238	1	1
RUSSEL METALS INC	RUSMF	20	@NA	@NA	1	1
RYDER SYSTEM INC	R	20	0.802	0.802	1	1
SCHAWK INC -CL A	SGK	20	0.151	0.374	1	1
SCIENCE APPLICATIONS INTL CP	1134B	20	@NA	@NA	1	1
SEA CONTAINERS LTD -CL A	SCR.A	20	1.121	1.239	1	1
SEQUA CORP -CL A	SQA.A	20	0.389	0.483	1	1
SHOLODGE INC	LODG	20	0.532	0.66	1	1
SKF AB -ADR	SKFRY	20	0.961	0.982	1	1
SKYWEST INC	SKYW	20	1.373	1.495	1	1
SMITH (A O) CORP	AOS	20	0.112	0.191	1	1
SOUTHWEST AIRLINES	LUV	20	0.858	0.871	1	1
SPARTON CORP	SPA	20	0.336	0.24	1	1
SPHERION CORP	SFN	20	0.815	0.842	1	1
SPX CORP	SPW	20	1.394	1.483	1	1
STANDARD REGISTER CO	SR	20	0.46	0.604	1	1
STANDEX INTERNATIONAL CORP	SXI	20	0.514	0.367	1	1
STARRETT (L.S.) CO -CL A	SCX	20	0.203	0.262	1	1
STEWART & STEVENSON SERVICES	SVC	20	1.154	1.131	1	1
STOLT-NIELSEN SA -ADR	SNSA	20	1.182	1.586	1	1
STRATEGIC DISTR INC	STRD	20	0.411	0.689	1	1
SUPREME INDUSTRIES INC	STS	20	0.666	0.776	1	1

SWIFT TRANSPORTATION CO INC	SWFT	20	1.163	1.199	1	1
SYNAGRO TECHNOLOGIES INC	SYGR	20	0.681	0.301	1	1
TECUMSEH PRODUCTS CO -CL A	TECUA	20	0.364	0.492	1	1
TELEFLEX INC	TFX	20	0.571	0.833	1	1
TENNANT CO	TNC	20	0.265	0.415	1	1
TETRA TECH INC	TTEK	20	0.863	0.833	1	1
TEXTRON INC	TXT	20	1.077	1.182	1	1
TEXTRON INC-PRE FASB	TXT.F	20	@NA	@NA	1	1
THOMAS & BETTS CORP	TNB	20	1.103	1.379	1	1
THOMAS INDUSTRIES INC	TII	20	0.79	0.809	1	1
TIMKEN CO	TKR	20	1.124	1.009	1	1
TITAN INTERNATIONAL INC	TWI	20	0.836	1.07	1	1
TODD SHIPYARDS CORP	TOD	20	0.171	0.173	1	1
TORO CO	TTC	20	0.541	0.317	1	1
TRC COS INC	TRR	20	0.594	0.538	1	1
TREDEGAR CORP	TG	20	0.31	0.239	1	1
TRINITY INDUSTRIES	TRN	20	0.615	0.692	1	1
TWIN DISC INC	TWIN	20	-0.005	0.043	1	1
TYCO INTERNATIONAL LTD	TYC	20	1.707	1.824	1	1
UNION PACIFIC CORP	UNP	20	0.487	0.378	1	1
UNION TANK CAR CO	4168A	20	@NA	@NA	1	1
UNITED PARCEL SERVICE INC	UPS	20	0.477	0.494	1	1
UNITED STATIONERS INC	USTR	20	1.463	1.437	1	1
UNITED TECHNOLOGIES CORP	UTX	20	1.09	0.978	1	1
UNIVERSAL FOREST PRODS INC	UFPI	20	0.896	0.905	1	1
URS CORP	URS	20	1.403	1.542	1	1
USA TRUCK INC	USAK	20	0.216	0.471	1	1
USF CORP	USFC	20	0.817	0.73	1	1
VALMONT INDUSTRIES	VMI	20	0.194	0.165	1	1
VICOR CORP	VICR	20	2.035	1.902	1	1
VOLT INFO SCIENCES INC	VOL	20	1.354	1.542	1	1
VOLVO AB SWE -ADR	VOLVY	20	1.083	1.128	1	1
WASTE MANAGEMENT INC	WMI	20	0.482	0.342	1	1
WATSCO INC	WSO	20	0.76	0.717	1	1
WATTS WATER TECHNOLOGIES INC	WTS	20	0.089	0.303	1	1
WERNER ENTERPRISES INC	WERN	20	1.054	1.12	1	1
WOLVERINE TUBE INC	WLV	20	0.882	0.807	1	1
WOODWARD GOVERNOR CO	WGOV	20	0.826	0.968	1	1
YELLOW ROADWAY CORP	YELL	20	0.504	0.583	1	1
YORK INTERNATIONAL CORP	YRK	20	0.743	0.909	1	1
4KIDS ENTERTAINMENT INC	KDE	25	1.404	1.456	1	1
AARON RENTS INC	RNT	25	0.437	0.46	1	1
ACTION PERFORMANCE COS INC	ATN	25	0.776	0.577	1	1
ALDERWOODS GROUP INC	AWGI	25	-35.902	-34.937	1	1
AMERICA'S CAR-MART INC	CRMT	25	0.744	0.544	1	1
AMERICAN GREETINGS -CL A	AM	25	1.037	1.076	1	1
ANDERSONS INC	ANDE	25	-0.157	-0.097	1	1
ANNTAYLOR STORES CORP	ANN	25	1.557	1.588	1	1
APPLEBEES INTL INC	APPB	25	0.183	0.355	1	1
APPLICA INC	APN	25	1.505	1.268	1	1
ARCTIC CAT INC	ACAT	25	0.663	0.872	1	1

ARVIDA JMB PARTNERS -LP	XXAAU	25	@NA	@NA	1	1
ASHWORTH INC	ASHW	25	0.03	0.148	1	1
AUDIOVOX CORP -CL A	VOXX	25	0.952	0.971	1	1
AUTONATION INC	AN	25	0.718	0.786	1	1
AUTOZONE INC	AZO	25	0.446	0.401	1	1
AVATAR HOLDINGS INC	AVTR	25	0.663	0.692	1	1
AZTAR CORP	AZR	25	0.947	0.888	1	1
BANDAG INC	BDG	25	0.81	1.009	1	1
BARNES & NOBLE INC	BKS	25	0.7	0.795	1	1
BASSETT FURNITURE INDS	BSET	25	0.539	0.784	1	1
BED BATH & BEYOND INC	BBBY	25	1.064	1.005	1	1
BELO CORP -SER A COM	BLC	25	1	1.132	1	1
BENETTON GROUP SPA -ADR	BNG	25	0.866	1.025	1	1
BENIHANA INC -CL A	BNHNA	25	0.13	0.444	1	1
BEST BUY CO INC	BBY	25	2.274	2.45	1	1
BIG LOTS INC	BLI	25	0.646	0.905	1	1
BLACK & DECKER CORP	BDK	25	1.183	1.123	1	1
BLAIR CORP	BL	25	0.399	0.309	1	1
BLOCK H & R INC	HRB	25	0.248	0.252	1	1
BLUEGREEN CORP	BXG	25	1.24	1.744	1	1
BOB EVANS FARMS	BOBE	25	0.092	0.363	1	1
BOMBAY CO INC	BBA	25	1.163	1.03	1	1
BON-TON STORES INC	BONT	25	-0.054	0.001	1	1
BOOKS-A-MILLION INC	BAMM	25	0.393	0.538	1	1
BRILLIANCE CHINA AUTO -ADR	CBA	25	0.497	0.682	1	1
BRINKER INTL INC	EAT	25	0.594	0.402	1	1
BROOKSTONE INC	BKST	25	0.706	0.683	1	1
BROWN SHOE CO INC	BWS	25	0.822	0.932	1	1
BRUNSWICK CORP	BC	25	0.85	0.894	1	1
BUCKLE INC	BKE	25	0.45	0.639	1	1
BUILDING MATERIALS HLDG CP	BMHC	25	0.212	0.171	1	1
BURLINGTON COAT FACTORY WRHS	BCF	25	1.021	@NA	1	1
CACHE INC	CACH	25	1.106	0.703	1	1
CALIFORNIA COASTAL CMNTYS	CALC	25	0.25	0.389	1	1
CALLAWAY GOLF CO	ELY	25	1.441	1.382	1	1
CANWEST GLOBAL COM -NVTG	CWG	25	1.56	1.793	1	1
CARMIKE CINEMAS INC	CKEC	25	1.025	1.331	1	1
CARNIVAL CORP	CCL	25	0.912	0.819	1	1
CASUAL MALE RETAIL GRP INC	CMRG	25	0.528	0.785	1	1
CATALINA MARKETING CORP	POS	25	0.724	0.556	1	1
CATO CORP -CL A	CTR	25	0.537	0.803	1	1
CBRL GROUP INC	CBRL	25	0.247	-0.021	1	1
CEC ENTERTAINMENT INC	CEC	25	0.474	0.539	1	1
CEDAR FAIR -LP	FUN	25	0.191	0.305	1	1
CENTEX CORP	CTX	25	1.024	1.092	1	1
CENTEX CORP-PRE FASB	CTX.F	25	@NA	@NA	1	1
CHARMING SHOPPES INC	CHRS	25	0.66	0.784	1	1
CHECKERS DRIVE-IN RESTAURANT	CHKR	25	1.016	1.17	1	1
CHEESECAKE FACTORY INC	CAKE	25	0.999	0.935	1	1
CHICOS FAS INC	CHS	25	1.946	2.037	1	1
CHINA ENTERPRISES LTD	3CSHEF	25	2.668	2.475	1	1

CHRISTOPHER & BANKS CORP	CBK	25	2.24	2.211	1	1
CHROMCRAFT REVINGTON INC	CRC	25	-0.132	-0.054	1	1
CHURCHILL DOWNS INC	CHDN	25	0.381	0.344	1	1
CINRAM INTERNATIONAL INC	CNRMF	25	@NA	@NA	1	1
CIRCUIT CITY STORES INC	CC	25	1.829	1.834	1	1
CKE RESTAURANTS INC	CKR	25	0.697	1.118	1	1
CLAIRES STORES INC	CLE	25	1.182	0.994	1	1
CLEAR CHANNEL COMMUNICATIONS	CCU	25	1.541	1.543	1	1
COACHMEN INDUSTRIES INC	COA	25	0.832	0.92	1	1
COBRA ELECTRS CORP	COBR	25	0.316	0.326	1	1
CONCORD CAMERA CORP	LENS	25	2.251	2.219	1	1
COOPER TIRE & RUBBER CO	CTB	25	1.125	1.183	1	1
COURIER CORP	CRRC	25	0.53	0.615	1	1
CPI CORP	CPY	25	0.014	0.178	1	1
CSS INDUSTRIES INC	CSS	25	0.318	0.354	1	1
CULP INC	CFI	25	1.263	1.491	1	1
D R HORTON INC	DHI	25	1.126	1.101	1	1
DAIMLERCHRYSLER AG	DCX	25	1.436	1.387	1	1
DANA CORP	DCN	25	1.676	1.891	1	1
DANA CORP-PRE FASB	DCN.F	25	@NA	@NA	1	1
DEB SHOPS INC	DEBS	25	0.38	0.297	1	1
DECKERS OUTDOOR CORP	DECK	25	0.649	1.058	1	1
DELTA WOODSIDE INDUSTRIES	3DLWI	25	1.029	1.061	1	1
DEPARTMENT 56 INC -SER A	DFS	25	1.148	1.519	1	1
DEVRY INC	DV	25	1.035	0.92	1	1
DILLARDS INC -CL A	DDS	25	0.358	0.469	1	1
DIRECTV GROUP INC	DTV	25	1.643	1.472	1	1
DISNEY (WALT) CO	DIS	25	1.026	1.112	1	1
DIXIE GROUP INC	DXYN	25	0.031	0.199	1	1
DOLLAR GENERAL CORP	DG	25	1.003	1.219	1	1
DOW JONES & CO INC	DJ	25	1.002	0.968	1	1
DRESS BARN INC	DBRN	25	0.539	0.354	1	1
DREW INDUSTRIES INC	DW	25	0.33	0.389	1	1
DUCKWALL ALCO STORES INC	DUCK	25	0.239	0.272	1	1
EASTMAN KODAK CO	EK	25	0.924	1.089	1	1
ELECTROLUX AB -ADR	ELUXY	25	0.936	0.996	1	1
ELLIS PERRY INTL INC	PERY	25	0.489	0.414	1	1
ELSCINT LTD -ORD	ELT	25	-0.168	0.007	1	1
ELXSI CORP	ELXS	25	0.729	0.659	1	1
ENESCO GROUP INC	ENC	25	0.639	0.712	1	1
ESCALADE INC	ESCA	25	0.784	1.151	1	1
EW SCRIPPS -CL A	SSP	25	0.487	0.55	1	1
FAIRCHILD CORP -CL A	FA	25	0.723	0.572	1	1
FAMILY DOLLAR STORES	FDO	25	0.691	0.499	1	1
FEDDERS CORP	FJC	25	0.382	0.384	1	1
FEDERAL SCREW WORKS	FSCR	25	-0.082	-0.093	1	1
FEDERATED DEPT STORES	FD	25	1.263	1.315	1	1
FIAT SPA -ADR	FIA	25	0.662	0.779	1	1
FINISH LINE INC -CL A	FINL	25	0.991	1.25	1	1
FINISHMASTER INC	FMST	25	0.498	0.535	1	1
FLEETWOOD ENTERPRISES	FLE	25	1.762	2.084	1	1

FLEXSTEEL INDS	FLXS	25	0.274	0.313	1	1
FOOT LOCKER INC	FL	25	1.039	1.088	1	1
FORD MOTOR CO	F	25	1.325	1.312	1	1
FORD MOTOR CO-PRE FASB	F.F	25	@NA	@NA	1	1
FORTUNE BRANDS INC	FO	25	0.687	0.589	1	1
FOSSIL INC	FOSL	25	0.833	0.947	1	1
FOUR SEASONS HOTELS -LTD VTG	FS	25	1.335	1.348	1	1
FRANKLIN COVEY CO	FC	25	1.328	2.07	1	1
FREDS INC	FRED	25	0.62	0.718	1	1
FRISCH'S RESTAURANTS INC	FRS	25	-0.099	@NA	1	1
FUJI PHOTO FILM -ADR	FUJIY	25	0.381	0.501	1	1
FURNITURE BRANDS INTL INC	FBN	25	1.355	1.402	1	1
G-III APPAREL GROUP LTD	GIII	25	1.264	1.281	1	1
GANNETT CO	GCI	25	0.68	0.6	1	1
GAP INC	GPS	25	1.62	1.507	1	1
GAYLORD ENTERTAINMENT CO	GET	25	0.901	0.946	1	1
GENERAL MOTORS CORP	GM	25	1.286	1.189	1	1
GENERAL MOTORS CORP-PRE FASB	GM.F	25	@NA	@NA	1	1
GENESCO INC	GCO	25	1.237	1.24	1	1
GENTEX CORP	GNTX	25	1.356	1.25	1	1
GENUINE PARTS CO	GPC	25	0.406	0.502	1	1
GOODYS FAMILY CLOTHING INC	GDYS	25	0.772	0.788	1	1
GOTTSCHALKS INC	GOT	25	0.954	1.221	1	1
GRAY TELEVISION INC	GTN	25	0.166	0.174	1	1
GRAYBAR ELECTRIC CO INC	1737B	25	@NA	@NA	1	1
GREY GLOBAL GROUP INC	GREY	25	0.049	0.122	1	1
GRUPO TELEVISA SA -ADR	TV	25	1.759	1.618	1	1
GTECH HOLDINGS CORP	GTK	25	-0.211	-0.247	1	1
GYMBOREE CORP	GYMB	25	0.054	0.148	1	1
HAGGAR CORP	HGGR	25	-0.033	-0.042	1	1
HAMPSHIRE GROUP LTD	HAMP	25	0.872	1.099	1	1
HANCOCK FABRICS INC	HKF	25	-0.3	-0.078	1	1
HANDLEMAN CO	HDL	25	0.624	0.851	1	1
HARLEY-DAVIDSON INC	HDI	25	1.099	1.062	1	1
HARMAN INTERNATIONAL INDS	HAR	25	1.046	1.305	1	1
HARRAHS ENTERTAINMENT INC	HET	25	0.353	0.503	1	1
HARTE HANKS INC	HHS	25	0.175	0.242	1	1
HARTMARX CORP	HMX	25	0.842	0.961	1	1
HASBRO INC	HAS	25	0.827	0.846	1	1
HAVERTY FURNITURE	HVT	25	0.681	0.827	1	1
HELEN OF TROY CORP LTD	HELE	25	0.254	0.427	1	1
HILTON HOTELS CORP	HLT	25	0.779	0.962	1	1
HOME DEPOT INC	HD	25	1.397	1.279	1	1
HONDA MOTOR LTD -AM SHARES	HMC	25	0.491	0.423	1	1
HOVNANIAN ENTRPRS INC -CL A	HOV	25	0.7	0.746	1	1
HUFFY CORP	HUFCQ	25	0.543	0.552	1	1
IHOP CORP	IHP	25	0.629	0.67	1	1
IMPCO TECHNOLOGIES INC	IMCO	25	1.804	1.993	1	1
INTERACTIVE DATA CORP	IDC	25	0.81	0.686	1	1
INTERCONTINENTAL HOTELS -ADR	IHG	25	0.487	0.516	1	1
INTERFACE INC -CL A	IFSIA	25	1.397	1.553	1	1

INTERMET CORP	INMTQ	25	1.681	1.652	1	1
INTERPUBLIC GROUP OF COS	IPG	25	1.629	1.639	1	1
INTL GAME TECHNOLOGY	IGT	25	0.405	0.511	1	1
INTL SPEEDWAY CORP -CL A	ISCA	25	0.276	0.219	1	1
INTRAWEST CORP	IDR	25	0.925	1.001	1	1
ISLE OF CAPRI CASINOS INC	ISLE	25	0.71	0.783	1	1
JACK IN THE BOX INC	JBX	25	0.293	0.179	1	1
JAMESON INNS INC	JAMS	25	0.247	0.3	1	1
JARDEN CORP	JAH	25	0.02	0.179	1	1
JO-ANN STORES INC	JAS	25	0.041	0.026	1	1
JOHNSON CONTROLS INC	JCI	25	0.827	0.698	1	1
JOHNSON OUTDOORS INC -CL A	JOUT	25	0.133	0.199	1	1
JONES APPAREL GROUP INC	JNY	25	1.307	1.185	1	1
JOURNAL COMMUNICATIONS INC	JRN	25	@NA	@NA	1	1
K-SWISS INC -CL A	KSWS	25	1.175	1.449	1	1
K2 INC	KTO	25	1.083	1.353	1	1
KB HOME	KBH	25	0.632	0.6	1	1
KELLWOOD CO	KWD	25	0.541	0.593	1	1
KIMBALL INTERNATIONAL -CL B	KBALB	25	0.249	0.315	1	1
KNIGHT-RIDDER INC	KRI	25	0.662	0.625	1	1
KOHL'S CORP	KSS	25	1.005	1.012	1	1
KONINKLIJKE PHLPS ELC -ADR	PHG	25	1.763	1.806	1	1
LA QUINTA CORP	LQI	25	0.734	0.96	1	1
LA-Z-BOY INC	LZB	25	0.637	0.827	1	1
LANDRYS RESTAURANTS INC	LNY	25	0.208	0.29	1	1
LAZARE KAPLAN INTERNATIONAL	LKI	25	0.259	@NA	1	1
LEE ENTERPRISES INC	LEE	25	0.724	0.76	1	1
LEGGETT & PLATT INC	LEG	25	0.972	1.027	1	1
LENNAR CORP	LEN	25	0.727	0.55	1	1
LIBERTY CORP	LC	25	0.519	0.634	1	1
LIFETIME HOAN CORP	LCUT	25	0.821	1.041	1	1
LIMITED BRANDS INC	LTD	25	1.425	1.378	1	1
LIZ CLAIBORNE INC	LIZ	25	1.157	1.087	1	1
LONE STAR STEAKHOUSE SALOON	STAR	25	0.343	0.359	1	1
LOWE'S COMPANIES INC	LOW	25	1.059	0.977	1	1
LUBYS INC	LUB	25	0.657	0.817	1	1
LUXOTTICA GROUP SPA -ADR	LUX	25	0.313	0.379	1	1
LVMH MOET HENNESSY -ADR	LVMUY	25	1.758	1.597	1	1
M/I HOMES INC	MHO	25	0.698	0.817	1	1
MACE SECURITY INTL INC	MACE	25	1.913	1.85	1	1
MAGNA INTERNATIONAL -CL A	MGA	25	0.535	0.751	1	1
MAKITA CORP -ADR	MKTAY	25	0.366	0.656	1	1
MANDALAY RESORT GROUP	MBG	25	0.638	0.668	1	1
MARCUS CORP	MCS	25	0.757	@NA	1	1
MATSUSHITA ELECTRIC -ADR	MC	25	0.802	0.887	1	1
MATTEL INC	MAT	25	-0.039	0.213	1	1
MAY DEPARTMENT STORES CO	MAY	25	0.716	0.866	1	1
MAYTAG CORP	MYG	25	1.713	1.644	1	1
MCCLATCHY CO -CL A	MNI	25	0.17	0.191	1	1
MCDONALD'S CORP	MCD	25	0.757	0.901	1	1
MCGRAW-HILL COMPANIES	MHP	25	0.559	0.449	1	1

MDC HOLDINGS INC	MDC	25	0.852	0.854	1	1
MEDIA GENERAL -CL A	MEG	25	0.753	0.842	1	1
MENS WEARHOUSE INC	MW	25	1.715	1.766	1	1
MEREDITH CORP	MDP	25	0.502	0.354	1	1
MERITAGE HOMES CORP	MTH	25	0.586	0.872	1	1
MESTEK INC	MCC	25	0.325	0.273	1	1
METALDYNE CORP	0410B	25	@NA	@NA	1	1
MGM MIRAGE	MGM	25	0.673	0.776	1	1
MICHAELS STORES INC	MIK	25	1.43	1.404	1	1
MODINE MANUFACTURING CO	MOD	25	0.871	0.933	1	1
MOHAWK INDUSTRIES INC	MHK	25	0.825	0.769	1	1
MONRO MUFFLER BRAKE INC	MNRO	25	0.15	0.366	1	1
MOVADO GROUP INC	MOV	25	0.43	0.434	1	1
MTR GAMING GROUP INC	MNTG	25	1.551	1.737	1	1
NATIONAL PRESTO INDS INC	NPK	25	0.355	0.472	1	1
NATIONAL R V HOLDINGS INC	NVH	25	1.297	1.236	1	1
NATUZZI SPA -ADR	NTZ	25	0.365	0.573	1	1
NAVARRE CORP	NAVR	25	1.587	2.33	1	1
NELSON (THOMAS) INC	TNM	25	0.441	0.425	1	1
NEW YORK TIMES CO -CL A	NYT	25	0.717	0.567	1	1
NEWELL RUBBERMAID INC	NWL	25	0.58	0.475	1	1
NEWS CORP	NWS.A	25	1.377	1.504	1	1
NIKE INC -CL B	NKE	25	0.71	@NA	1	1
NISSAN MOTOR CO LTD -ADR	NSANY	25	0.414	0.681	1	1
NOLAND COMPANY	NOLD	25	-0.103	-0.036	1	1
NORDSTROM INC	JWN	25	1.44	1.662	1	1
O'CHARLEY'S INC	CHUX	25	0.225	0.229	1	1
O'REILLY AUTOMOTIVE INC	ORLY	25	0.798	0.885	1	1
OFFICE DEPOT INC	ODP	25	1.21	1.284	1	1
OFFICEMAX INC	OMX	25	1.143	1.131	1	1
OMNICOM GROUP	OMC	25	1.337	1.257	1	1
OSHKOSH B'GOSH INC -CL A	GOSHA	25	0.001	-0.059	1	1
OUTBACK STEAKHOUSE INC	OSI	25	0.734	0.779	1	1
OXFORD INDUSTRIES INC	OXM	25	1.046	@NA	1	1
PACIFIC SUNWEAR CALIF INC	PSUN	25	1.3	1.343	1	1
PANERA BREAD CO	PNRA	25	0.57	0.832	1	1
PAPA JOHNS INTERNATIONAL INC	PZZA	25	0.228	0.462	1	1
PENNEY (J C) CO	JCP	25	0.795	1.035	1	1
PEP BOYS-MANNY MOE & JACK	PBY	25	0.522	0.804	1	1
PETSMART INC	PETM	25	1.372	1.082	1	1
PHILLIPS-VAN HEUSEN CORP	PVH	25	0.655	0.587	1	1
PIER 1 IMPORTS INC/DE	PIR	25	0.282	0.665	1	1
PIONEER CORP -ADR	PIO	25	1.008	1.031	1	1
PLAYBOY ENTERPRISES -CL B	PLA	25	0.992	1.11	1	1
POLARIS INDS INC	PII	25	0.707	0.79	1	1
POMEROY IT SOLUTIONS INC	PMRY	25	1.314	1.597	1	1
PULITZER INC	PTZ	25	0.308	0.518	1	1
PULTE HOMES INC	PHM	25	0.944	1.037	1	1
QUAKER FABRIC CORP	QFAB	25	0.493	0.566	1	1
QUEBECOR INC -CL B	3QBCRF	25	@NA	@NA	1	1
QUIKSILVER INC	ZQK	25	1.005	1.086	1	1

R & B INC	RBIN	25	0.594	0.845	1	1
RADIOSHACK CORP	RSH	25	1.311	1.33	1	1
RANK GROUP PLC -ADR	RANKY	25	0.704	0.837	1	1
RARE HOSPITALITY INTL INC	RARE	25	0.521	0.509	1	1
READERS DIGEST ASSN	RDA	25	1.089	0.901	1	1
REEBOK INTERNATIONAL LTD	RBK	25	0.455	0.601	1	1
REGIS CORP/MN	RGS	25	0.579	0.388	1	1
RETAIL VENTURES INC	RVI	25	2.147	2.406	1	1
REUTERS GROUP PLC -ADR	RTRSY	25	1.681	1.8	1	1
REX STORES CORP	RSC	25	1.915	1.722	1	1
ROCKY SHOES & BOOTS INC	RCKY	25	0.852	1.06	1	1
ROSS STORES INC	ROST	25	0.982	1.081	1	1
ROWE COMPANIES	ROW	25	0.646	0.879	1	1
ROYAL CARIBBEAN CRUISES LTD	RCL	25	1.398	1.465	1	1
RUBY TUESDAY INC	RI	25	0.18	@NA	1	1
RUSS BERRIE & CO INC	RUS	25	0.267	0.248	1	1
RUSSELL CORP	RML	25	0.452	0.425	1	1
RYAN'S RESTAURANT GROUP INC	RYAN	25	0.26	0.187	1	1
RYLAND GROUP INC	RYL	25	0.872	1.05	1	1
SAGA COMMUNICATIONS -CL A	SGA	25	0.44	0.502	1	1
SAKS INC	SKS	25	1.552	1.73	1	1
SALTON INC	SFP	25	2.107	1.962	1	1
SAUCONY INC -CL B	SCNYB	25	0.975	1.065	1	1
SBARRO INC	0428B	25	@NA	@NA	1	1
SCHOLASTIC CORP	SCHL	25	0.536	@NA	1	1
SEARS ROEBUCK & CO	S	25	0.537	0.781	1	1
SERVICE CORP INTERNATIONAL	SCI	25	0.852	1.126	1	1
SERVICEMASTER CO	SVM	25	0.225	0.364	1	1
SHARPER IMAGE CORP	SHRP	25	0.842	1.128	1	1
SHERWIN-WILLIAMS CO	SHW	25	0.685	0.711	1	1
SHILOH INDUSTRIES INC	SHLO	25	1.222	1.514	1	1
SHOE CARNIVAL INC	SCVL	25	0.985	0.991	1	1
SHOPKO STORES INC	SKO	25	0.796	0.885	1	1
SIGNET GROUP PLC -ADR	SIG	25	1.129	0.973	1	1
SIX FLAGS INC	PKS	25	1.714	1.809	1	1
SKYLINE CORP	SKY	25	0.615	@NA	1	1
SNAP-ON INC	SNA	25	1.08	1.251	1	1
SONIC CORP	SONC	25	0.276	0.044	1	1
SONY CORP -ADR	SNE	25	1.105	1.105	1	1
SOTHEBY'S HOLDINGS -CL A	BID	25	1.441	1.295	1	1
SPARTAN MOTORS INC	SPAR	25	-0.246	-0.243	1	1
SPORT CHALET INC	SPCH	25	0.478	0.504	1	1
STANDARD MOTOR PRODS	SMP	25	0.599	0.727	1	1
STANDARD PACIFIC CP	SPF	25	0.77	0.814	1	1
STANLEY FURNITURE CO INC	STLY	25	0.829	0.885	1	1
STANLEY WORKS	SWK	25	0.89	0.91	1	1
STAPLES INC	SPLS	25	0.94	1.136	1	1
STARBUCKS CORP	SBUX	25	0.697	0.465	1	1
STARWOOD HOTELS&RESORTS WRL	HOT	25	1.073	1.175	1	1
STATION CASINOS INC	STN	25	0.436	0.38	1	1
STEAK N SHAKE CO	SNS	25	0.537	0.465	1	1

STEIN MART INC	SMRT	25	1.43	1.528	1	1
STEWART ENTERPRISES -CL A	STEI	25	0.835	1.189	1	1
STRIDE RITE CORP	SRR	25	0.921	0.941	1	1
STURM RUGER & CO INC	RGR	25	-0.009	0.047	1	1
SUPERIOR INDUSTRIES INTL	SUP	25	0.641	0.658	1	1
SUPERIOR UNIFORM GROUP INC	SGC	25	-0.005	0.1	1	1
SYMS CORP	SYM	25	-0.105	0.023	1	1
TALBOTS INC	TLB	25	1.377	1.41	1	1
TANDY BRANDS ACCESSORIES INC	TBAC	25	0.708	0.506	1	1
TARGET CORP	TGT	25	1.007	0.995	1	1
TBC CORP	TBCC	25	0.894	0.937	1	1
THOMSON CORP	TOC	25	@NA	0.867	1	1
THOR INDUSTRIES INC	THO	25	0.788	0.743	1	1
TIFFANY & CO	TIF	25	2.257	2.195	1	1
TIMBERLAND CO -CL A	TBL	25	1.106	1.203	1	1
TIME WARNER INC	TWX	25	2.285	2.19	1	1
TJX COMPANIES INC	TJX	25	0.889	0.921	1	1
TOLL BROTHERS INC	TOL	25	0.673	0.805	1	1
TOMMY HILFIGER CORP	TOM	25	1.501	1.449	1	1
TOYOTA MOTOR CORP -ADR	TM	25	1.018	0.623	1	1
TOYS R US INC	TOY	25	1.593	1.635	1	1
TRANS WORLD ENTMT CORP	TWMC	25	1.07	1.287	1	1
TRIBUNE CO	TRB	25	0.661	0.512	1	1
ULTIMATE ELECTRONICS INC	ULTEQ	25	2.362	2.021	1	1
UNIFI INC	UFI	25	0.494	0.501	1	1
UNIFIRST CORP	UNF	25	0.228	0.387	1	1
UNITED RETAIL GROUP INC	URGI	25	0.392	0.703	1	1
UNIVERSAL ELECTRONICS INC	UEIC	25	1.843	1.478	1	1
URBAN OUTFITTERS INC	URBN	25	1.59	1.241	1	1
VALUEVISION MEDIA INC -CL A	VVTV	25	2.479	2.185	1	1
VELCRO INDUSTRIES N V	VELCF	25	0.555	0.577	1	1
VF CORP	VFC	25	0.528	0.625	1	1
VIACOM INC -CL B	VIA.B	25	1.341	1.236	1	1
VIRCO MANUFACTURING CORP	VIR	25	-0.016	0.074	1	1
WACOAL CORP -ADR	WACLY	25	0.014	-0.042	1	1
WASHINGTON POST -CL B	WPO	25	0.253	0.31	1	1
WATERFORD WEDGWOOD PLC -ADF	WATFZ	25	1.11	1.208	1	1
WENDY'S INTERNATIONAL INC	WEN	25	0.379	0.448	1	1
WEST MARINE INC	WMAR	25	1.082	1.116	1	1
WESTWOOD ONE INC	WON	25	1.104	0.967	1	1
WET SEAL INC -CL A	WTSLA	25	1.171	1.416	1	1
WEYCO GROUP INC	WEYS	25	-0.129	-0.114	1	1
WHIRLPOOL CORP	WHR	25	1.034	1.009	1	1
WILEY (JOHN) & SONS -CL A	JW.A	25	0.351	0.175	1	1
WILLIAMS-SONOMA INC	WSM	25	1.123	1.188	1	1
WINNEBAGO INDUSTRIES	WGO	25	0.792	0.954	1	1
WMS INDUSTRIES INC	WMS	25	1.085	1.204	1	1
WOLVERINE WORLD WIDE	WWW	25	0.641	0.752	1	1
WORLDWIDE RESTAURANT CONCEP	SZ	25	0.331	0.607	1	1
ZAPATA CORP	ZAP	25	0.512	0.505	1	1
ALBERTO-CULVER CO	ACV	30	0.281	0.254	1	1

ALBERTSONS INC	ABS	30	0.256	0.382	1	1
ALICO INC	ALCO	30	0.145	0.296	1	1
ALTRIA GROUP INC	MO	30	0.265	0.565	1	1
AMERICAN CRYSTAL SUGAR CO	2388B	30	@NA	@NA	1	1
ANHEUSER-BUSCH COS INC	BUD	30	-0.101	-0.052	1	1
ARCHER-DANIELS-MIDLAND CO	ADM	30	0.331	0.381	1	1
ARDEN GROUP INC -CL A	ARDNA	30	0.245	0.331	1	1
BRIDGFORD FOODS CORP	BRID	30	0.042	0.017	1	1
BRITISH AMERN TOB PLC -ADR	BTI	30	0.188	0.393	1	1
BROWN-FORMAN -CL B	BF.B	30	0.329	0.278	1	1
CADBURY SCHWEPPES PLC -ADS	CSG	30	0.037	0.26	1	1
CASEYS GENERAL STORES INC	CASY	30	0.491	0.468	1	1
CENTRAL GARDEN & PET CO	CENT	30	-0.041	0.245	1	1
CHIQUITA BRANDS INTL INC	CQB	30	7.111	8.056	1	1
CHRONIMED INC	CHMD	30	0.611	0.486	1	1
CHURCH & DWIGHT INC	CHD	30	0.284	0.368	1	1
CLOROX CO/DE	CLX	30	0.379	0.21	1	1
COCA-COLA BTLNG CONS	COKE	30	0.048	0.145	1	1
COCA-COLA CO	KO	30	0.28	0.242	1	1
COCA-COLA ENTERPRISES	CCE	30	-0.011	0.03	1	1
COCA-COLA FEMSA DE C V -ADR	KOF	30	0.933	0.849	1	1
COLES MYER LTD -ADR	CM	30	0.627	0.542	1	1
COLGATE-PALMOLIVE CO	CL	30	0.408	0.253	1	1
CONAGRA FOODS INC	CAG	30	0.275	@NA	1	1
CONSTELLATION BRANDS -CL A	STZ	30	0.163	0.273	1	1
COSTCO WHOLESALE CORP	COST	30	0.927	0.804	1	1
COTT CORP QUE	COT	30	-0.086	-0.109	1	1
CRUZAN INTERNATIONAL INC	RUM	30	0.022	0.01	1	1
CVS CORP	CVS	30	0.512	0.533	1	1
DELHAIZE AMERICA INC	0446B	30	@NA	@NA	1	1
DELTA & PINE LAND CO	DLP	30	0.289	0.303	1	1
DIMON INC	DMN	30	0.263	0.382	1	1
DOLE FOOD CO INC	0491B	30	@NA	@NA	1	1
DREYER'S GRAND ICE CRM HLDGS	DRYR	30	-0.123	0.077	1	1
DSG INTERNATIONAL LTD	DSGIF	30	0.438	0.625	1	1
FARMER BROS CO	FARM	30	0.221	0.06	1	1
FIRST REPUBLIC CORP AMERICA	FRPC	30	-0.044	-0.188	1	1
FLOWERS FOODS INC	FLO	30	1.107	1.195	1	1
FRESH BRANDS INC	FRSH	30	-0.219	-0.158	1	1
GILLETTE CO	G	30	0.309	0.279	1	1
GOLD KIST INC	2766B	30	@NA	@NA	1	1
GREAT ATLANTIC & PAC TEA CO	GAP	30	1.423	1.75	1	1
HANOVER FOODS CORP/PA	HNFSA	30	-0.043	@NA	1	1
HEINZ (H J) CO	HNZ	30	0.322	0.238	1	1
HERBALIFE LTD	HLF	30	@NA	@NA	1	1
HERSHEY CO	HSY	30	-0.262	-0.21	1	1
HORMEL FOODS CORP	HRL	30	0.15	0.142	1	1
IMPERIAL SUGAR CO	IPSU	30	20.376	16.796	1	1
INGLES MARKETS INC -CL A	IMKTA	30	0.168	0.104	1	1
INTER PARFUMS INC	IPAR	30	0.723	0.871	1	1
ITO YOKADO CO LTD -ADR	IYCLY	30	@NA	@NA	1	1

J & J SNACK FOODS CORP	JJSF	30	0.536	0.44	1	1
KELLOGG CO	K	30	0.002	-0.007	1	1
KIMBERLY-CLARK CORP	KMB	30	0.254	0.14	1	1
KIRIN BREWERY LTD -ADR	KNBWY	30	0.298	0.391	1	1
KONINKLIJKE AHOLD NV -ADR	AHO	30	1.119	1.332	1	1
LANCASTER COLONY CORP	LANC	30	0.295	0.113	1	1
LANCE INC	LNCE	30	0.151	0.33	1	1
LONGS DRUG STORES CORP	LDG	30	0.273	0.376	1	1
MARSH SUPERMARKETS -CL B	MARSB	30	-0.322	-0.073	1	1
MAUI LAND & PINEAPPLE CO	MLP	30	0.175	0.15	1	1
MCCORMICK & COMPANY INC	MKC	30	0.004	0.053	1	1
MGP INGREDIENTS INC	MGPI	30	0.544	0.557	1	1
ML MACADAMIA ORCHARDS -LP	NUT	30	0.295	0.374	1	1
MOLSON COORS BREWING CO	TAP	30	0.415	0.475	1	1
NASH FINCH CO	NAFC	30	0.55	0.588	1	1
NATIONAL BEVERAGE CORP	FIZ	30	0.471	0.433	1	1
NATURES SUNSHINE PRODS INC	NATR	30	-0.048	0.285	1	1
NBTY INC	NTY	30	0.574	0.956	1	1
NESTLE SA -ADR	3NSRGY	30	@NA	@NA	1	1
OIL DRI CORP AMERICA	ODC	30	0.354	0.402	1	1
PARLUX FRAGRANCES INC	PARL	30	1.566	2.116	1	1
PEPSIAMERICAS INC	PAS	30	0.099	0.295	1	1
PEPSICO INC	PEP	30	0.421	0.37	1	1
PERFORMANCE FOOD GROUP CO	PFGC	30	0.167	0.079	1	1
PHILIP MORRIS COS -PRE FASB	MO.F	30	@NA	@NA	1	1
PILGRIMS PRIDE CORP	PPC	30	0.629	0.441	1	1
PROCTER & GAMBLE CO	PG	30	@NM	-0.149	1	1
PUBLIX SUPER MARKETS INC	3PUSH	30	0.871	1.111	1	1
ROUNDY'S INC	3016B	30	@NA	@NA	1	1
RUDDICK CORP	RDK	30	0.206	0.165	1	1
SAFEWAY INC	SWY	30	0.446	0.576	1	1
SANDERSON FARMS INC	SAFM	30	0.854	1.1	1	1
SANFILIPPO JOHN B&SON	JBSS	30	0.463	1.026	1	1
SARA LEE CORP	SLE	30	0.303	0.353	1	1
SAVIA SA DE CV -ADR	VAI	30	0.314	0.232	1	1
SEABOARD CORP	SEB	30	0.753	0.971	1	1
SENECA FOODS CORP -CL B	SENEB	30	0.138	0.087	1	1
SMART & FINAL INC	SMF	30	1.135	1.237	1	1
SMITHFIELD FOODS INC	SFD	30	0.791	0.659	1	1
SMUCKER (JM) CO	SJM	30	0.124	0.076	1	1
SPARTAN STORES INC	SPTN	30	0.854	0.874	1	1
STANDARD COMMERCIAL CORP	STW	30	-0.185	0.215	1	1
SUNOPTA INC	STKL	30	0.749	0.575	1	1
SUPERVALU INC	SVU	30	0.467	0.589	1	1
SYSCO CORP	SYY	30	0.537	0.389	1	1
TOOTSIE ROLL INDUSTRIES INC	TR	30	0.518	0.618	1	1
TOPPS CO INC	TOPP	30	0.627	0.251	1	1
TYSON FOODS INC -CL A	TSN	30	0.38	0.375	1	1
UNIFIED WESTERN GROCERS INC	3089B	30	@NA	@NA	1	1
UNILEVER COMBINED	UNUL.CM	30	@NA	@NA	1	1
UNILEVER N V -ADR	UN	30	0.081	0.239	1	1

UNIVERSAL CORP/VA	UVV	30	-0.015	0.106	1	1
VERMONT PURE HOLDINGS LTD	VPS	30	0.819	0.639	1	1
VILLAGE SUPER MARKET -CL A	VLGEA	30	0.36	0.542	1	1
WAL-MART STORES	WMT	30	0.79	0.506	1	1
WALGREEN CO	WAG	30	0.434	0.25	1	1
WD-40 CO	WDFC	30	0.493	0.418	1	1
WEIS MARKETS INC	WMK	30	0.163	0.104	1	1
WHOLE FOODS MARKET INC	WFMI	30	0.846	0.952	1	1
WINN-DIXIE STORES INC	WNDXQ	30	0.617	0.5	1	1
WRIGLEY (WM) JR CO	WWY	30	0.17	0.069	1	1

Excluded Companies

AMERICA WEST HLDG CP -CL B	AWA
AMERICAN STANDARD COS INC	ASD
CHART INDUSTRIES INC	3CIDI
COMPUDYNE CORP	CDCYE
CONTINENTAL AIRLS INC -CL B	CAL
EMCOR GROUP INC	EME
ENERGY CONVERSION DEV	ENER
FLYI INC	FLYI
GENCORP INC	GY
JOY GLOBAL INC	JOYG
LAIDLAW INTERNATIONAL INC	LI
PERINI CORP	PCR
TEREX CORP	TEX
THERMADYNE HOLDINGS CORP	3THMD
TOMKINS PLC -ADR	TKS
US AIRWAYS GROUP INC	3UAIRQ
USG CORP	USG
WASHINGTON GROUP INTL INC	WGII
XANSER CORP	XNR
ADVO INC	AD
ALLIANCE GAMING CORP	AGI
COMCAST CORP	CMCSA
EMAK WORLDWIDE INC	EMAK
EMMIS COMMUNICTNS CP -CL A	EMMS
ETHAN ALLEN INTERIORS INC	ETH
GSI COMMERCE INC	GSIC
HAYES LEMMERZ INTL INC	HAYZ
HOCKEY CO	3THCX
HOLLYWOOD ENTMT CORP	HLYW
IAC/INTERACTIVECORP	IACI
LEAR CORP	LEA
LIBBEY INC	LBY
MOTHERS WORK INC	MWRK
NEIMAN-MARCUS GROUP INC	NMG.A
ORLEANS HOMEBUILDERS INC	OHB

PINNACLE ENTERTAINMENT INC	PNK
RAYTECH CORP/DE	RAY
RENT WAY INC	RWY
ROGERS COMMUNICATION -CL B	RG
SBS BROADCASTING SA	SBTV
SCIENTIFIC GAMES CORP	SGMS
SEARS HOLDINGS CORP	SHLD
SPORTECH PLC -ADR	SRTKY
TENNECO AUTOMOTIVE INC	TEN
TRIARC COS INC	TRY.B
TUESDAY MORNING CORP	TUES
UNITED BUSINESS MEDIA -ADR	UNEWY
UNITEDGLOBALCOM INC -CL A	UCOMA
UTD ARTISTS THEATRE CIRCUIT	8464B
VALASSIS COMMUNICATIONS INC	VCI
WARNACO GROUP INC	WRNC
WILLIAM LYON HOMES	WLS
WPP GROUP PLC -ADR	WPPGY
ZALE CORP	ZLC
7-ELEVEN INC	SE
AVON PRODUCTS	AVP
CAMPBELL SOUP CO	CPB
CHATTEM INC	CHTT
GENERAL MILLS INC	GIS
KROGER CO	KR
NEIGHBORCARE INC	NCRX
PATHMARK STORES INC	PTMK

Excluded Companies

3CI COMPLETE COMPLIANCE CORP	3TCCC	20
3D SYSTEMS CORP	TDSC	20
51JOB INC -ADR	JOBS	20
A NOVO BROADBAND INC	ANVB	20
A S V INC	ASVI	20
AB HOLDING GROUP INC	3ABHG	20
ABATIX CORP	ABIX	20
ABB LTD -ADR	ABB	20
ABLEST INC	AIH	20
ABRAMS INDUSTRIES INC	ABRI	20
ABX AIR INC	ABXA	20
ACE AVIATION HOLDINGS INC	ACEBF	20
ACMAT CORP -CL A	ACMTA	20
ACTIVE POWER INC	ACPW	20
ACTUANT CORP -CL A	ATU	20
ACUITY BRANDS INC	AYI	20
ADECCO SA -ADR	ADO	20

ADESA INC	KAR	20
ADMINISTAFF INC	ASF	20
ADVANCED ENVIR RECYCL -CL A	AERTA	20
ADVANCED RECYCLING SCIENCES	ARYC	20
AERO SYSTEMS ENGINEERING INC	AERS	20
AEROSONIC CORP	AIM	20
AEROVOX INC	ARVXQ	20
AIR FRANCE-KLM -ADR	AKH	20
AIR T INC	AIRT	20
AIRNET SYSTEMS INC	ANS	20
AIRTRAN HOLDINGS INC	AAI	20
ALLIED HOLDINGS INC	AHI	20
ALPINE GROUP INC	3APNI	20
AMBASSADORS INTERNATIONL INC	AMIE	20
AMERICAN ECOLOGY CORP	ECOL	20
AMERICAN LOCKER GROUP INC	ALGIE	20
AMERICAN PLUMBING & MECH INC	0151B	20
AMERICAN SCIENCE ENGINEERING	ASEI	20
AMERICAN UNITED GLOBAL INC	AUGB	20
AMR CORP/DE	AMR	20
AMTROL INC	9726B	20
ANC RENTAL CORP	ANCJQ	20
APAC CUSTOMER SERVICES INC	APAC	20
ARAMARK CORP	RMK	20
ARGAN INC	3AGAX	20
ARMOR HOLDINGS INC	AH	20
ARMSTRONG HOLDINGS INC	3ACKHQ	20
ARROWHEAD RESEARCH CORP	ARWR	20
ARTS WAY MFG INC	ARTW	20
ASSET ACCEPTANCE CAPITL CP	AACC	20
ASTREX INC	ASXI	20
ASTRONICS CORP	ATRO	20
ASTROPOWER INC	APWRQ	20
ATA HOLDINGS CORP	ATAHQ	20
ATC HEALTHCARE INC -CL A	AHN	20
ATG INC.	ATGCQ	20
ATHEY PRODUCTS CORP	3ATPCQ	20
ATLAS AIR WORLDWIDE HLDG INC	AAWWV	20
ATLAS COPCO AB -ADR	ATLCY	20
ATRIUM CO INC	9957B	20
AULT INC	AULT	20
AURA SYSTEMS INC	3AURA	20
AUTOINFO INC	3AUTO	20
AVALON CORRECTIONAL SVCS INC	CITY	20
AVIATION GENERAL INC	AVGE	20
AXSYS TECHNOLOGIES INC	AXYS	20
B & H OCEAN CARRIERS LTD	BHO	20
B-FAST CORP	BFTC	20
BALDWIN TECHNOLOGY -CL A	BLD	20
BARRETT BUSINESS SVCS INC	BBSI	20
BATTERY TECHNOLOGIES INC	BTIOQ	20

BE AEROSPACE INC	BEAV	20
BGI INC	BGII	20
BLUELINX HOLDINGS INC	BXC	20
BMC INDUSTRIES INC	BMMI	20
BRAND SERVICES INC	0550B	20
BTU INTERNATIONAL INC	BTUI	20
BUCYRUS INTERNATIONAL INC	BUCY	20
BUDGET GROUP INC -CL A	BDGPA	20
BUHRMANN N V -ADR	BUH	20
BUILDERS FIRSTSOURCE -REDH	BLDR	20
BUNZL PLC -ADR	BNL	20
BURNHAM HOLDINGS INC	BURCA	20
BUTLER INTERNATIONAL INC	BUTLE	20
BUTLER NATIONAL CORP	3BUKS	20
C H ROBINSON WORLDWIDE INC	CHRW	20
CAE INC	CGT	20
CANNON EXPRESS INC	CEXP	20
CAPSTONE TURBINE CORP	CPST	20
CARLISLE HOLDINGS LTD	CLHL	20
CASELLA WASTE SYS INC -CL A	CWST	20
CATALYTICA ENERGY SYS INC	CESI	20
CATERPILLAR INC-PRE FASB	CAT.F	20
CECO ENVIRONMENTAL CORP	CECE	20
CELADON GROUP INC	CLDN	20
CENTRAL FREIGHT LINES INC	CENF	20
CENTRAL PARKING CORP	CPC	20
CENTURY BUSINESS SVCS INC	CBIZ	20
CENVEO INC	CVO	20
CERBCO INC -CL A	3CERB	20
CHAMPION INDUSTRIES INC	CHMP	20
CHARLES RIVER ASSOCIATES	CRAI	20
CHASE CORP	CCF	20
CHICAGO BRIDGE & IRON CO	CBI	20
CHICAGO RIVET & MACHINE CO	CVR	20
CHINA EASTERN AIRLINES -ADR	CEA	20
CHINA SOUTHN AIRLS LTD -ADR	ZNH	20
CHOICEPOINT INC	CPS	20
CIRCOR INTL INC	CIR	20
CLEAN HARBORS INC	CLHB	20
CLEAN SYSTEMS TECHNOLOGY GP	CSTM	20
CNE GROUP INC	CNE	20
CNH GLOBAL NV	CNH	20
COINSTAR INC	CSTR	20
COLLEGIS INC-REDH	3CLGS	20
COLLINS INDUSTRIES INC	COLLE	20
COLONIAL COMMERCIAL CORP	3CCOM	20
COLUMBUS MCKINNON CORP	CMCO	20
COMFORCE CORP	CFS	20
COMFORT SYSTEMS USA INC	FIX	20
COMMAND SECURITY CORP	3CMMD	20
COMMODORE ENVIRONMENTAL SVC	COES	20

COMPASS KNOWLEDGE HLDGS INC	CKNO	20
COMPX INTERNATIONAL INC	CIX	20
COMSYS IT PARTNERS INC	CITP	20
CONSOLIDATED FREIGHTWAYS CP	CFWEQ	20
CONSOLIDATED GRAPHICS INC	CGX	20
CONSOLIDATED MERCANTILE INC	CSLMF	20
COPART INC	CPRT	20
CORNELL COMPANIES INC	CRN	20
CORPORATE EXECUTIVE BRD CO	EXBD	20
CORRECTIONS CORP AMER	CXW	20
CORRPRO COMPANIES INC	CO	20
COSTAR GROUP INC	CSGP	20
COVENANT TRANSPRT INC -CL A	CVTI	20
CP SHIPS LTD	TEU	20
CPI AEROSTRUCTURES INC	CVU	20
CREDITRISKMONITOR.COM INC	3CRMZ	20
CRONOS GROUP	CRNS	20
CROWLEY MARITIME CORP	CWLM	20
CROWN ANDERSEN INC	CRAN	20
CUNO INC	CUNO	20
DAISYTEK INTL CORP	DZTKQ	20
DALRADA FINANCIAL CORP	3DRDF	20
DANKA BUSINESS SYS PLC -ADR	DANKY	20
DELTA AIR LINES INC	DAL	20
DELUXE CORP	DLX	20
DENISON INTL PLC -ADR	DENHY	20
DESWELL INDUSTRIES INC	DSWL	20
DEUTSCHE LUFTHANSA AG -ADR	DLAKY	20
DEWEY ELECTRONICS CORP	3DEWY	20
DIAMANT ART CORP	3DIAAF	20
DIAMONDCLUSTER INTL INC	DTPI	20
DISTRIBUTED ENERGY SYS CORP	DESC	20
DIVERSIFIED CORP RESOURCES	HIRD	20
DOCUMENT SECURITY SYS INC	DMC	20
DOLLAR THRIFTY AUTOMOTIVE GP	DTG	20
DRIVER-HARRIS CO	DRHA	20
DUN & BRADSTREET CORP	DNB	20
DURATEK INC	DRTK	20
DYNAMEX INC	DDMX	20
DYNAMIC MATERIALS CORP	BOOM	20
DYNCORP INC	6059B	20
EAGLE BULK SHIPPING INC-REDH	EGLE	20
EARTHCARE CO	ECCOQ	20
EASTERN CO	EML	20
ECOLOGY AND ENVIRON -CL A	EEI	20
EDAC TECHNOLOGIES CORP	3EDAC	20
EGL INC	EAGL	20
ELBIT SYSTEMS LTD	ESLT	20
ELECTRIC & GAS TECHNOLOGY	3ELGT	20
ELECTROPURE INC	ELTP	20
EMBRAER-EMPRESA BRAS -ADR	ERJ	20

EMRISE CORP	3EMRI	20
ENER1 INC	3ENEI	20
ENERSYS INC	ENS	20
ENODIS PLC -ADR	ENO	20
ENPRO INDUSTRIES INC	NPO	20
ENTRX CORP	ENTX	20
ENVIRONMENTAL ELEMENTS CORP	EECP	20
ENVIRONMENTAL MONITOR & TEST	3EVMT	20
ENVIRONMENTAL TECTONICS CORP	ETC	20
ESPEY MFG & ELECTRONICS CORP	ESP	20
ESSEX CORP	KEYW	20
EURAMAX INTERNATIONAL INC	3632B	20
EUROTECH LTD	3EUOT	20
EVERGREEN HOLDINGS INC	0493B	20
EXX INC -CL A	EXX.A	20
FALCON PRODUCTS INC	FCPR	20
FARREL CORP	FARL	20
FEDERAL EXPRESS CORP	FDX1	20
FIND/SVP INC	3FSVP	20
FIRST ADVANTAGE CORP	FADV	20
FIRST CONSULTING GROUP INC	FCGI	20
FIRSTSERVICE CORP -SVTG	FSRV	20
FLANDERS CORP	FLDR	20
FLOW INTL CORP	FLOW	20
FOOD TECHNOLOGY SERVICE INC	VIFL	20
FOSTER WHEELER LTD	3FWHLF	20
FRONTIER AIRLINES INC	FRNT	20
FTI CONSULTING INC	FCN	20
FUEL-TECH NV	FTEK	20
GARDNER DENVER INC	GDI	20
GENERAL CABLE CORP/DE	BGC	20
GENERAL EMPLOY ENTERPRISES	JOB	20
GENESEE & WYOMING INC -CL A	GWR	20
GENESIS WORLDWIDE INC	GWOW	20
GEO GROUP INC	GGI	20
GEVITY HR INC	GVHR	20
GLASSTECH INC	0180B	20
GLOBAL CASH ACCESS HLDG-REDH	GCA	20
GLOBAL POWER EQUIPMENT GROUF	GEG	20
GOL INTELLIGENT AIRLINES INC	GOL	20
GOLDFIELD CORP	GV	20
GRAHAM CORP	GHM	20
GREAT LAKES AVIATION LTD	3GLUX	20
GREAT LAKES DREDGE&DOCK CORF	0251B	20
GREENBRIER COMPANIES INC	GBX	20
GREYHOUND LINES INC	0447B	20
GRUPO AEROPORTAURIO SA -ADR	ASR	20
GUANGSHEN RAILWAY LTD -ADR	GSH	20
GUNTHER INTERNATIONAL LTD	SORT	20
HARBIN ELECTRIC INC	3HRBN	20
HARDINGE INC	HDNG	20

HEADWAY CORPORATE RESOURCES	HWCR	20
HEIDRICK & STRUGGLES INTL	HSII	20
HEXCEL CORP	HXL	20
HI-RISE RECYCLING SYS INC	HIRI	20
HI-SHEAR TECHNOLOGY CORP	HSR	20
HIRSCH INTL CORP -CL A	HRSH	20
HORIZON LINES INC -REDH	HRZ	20
HUB GROUP INC -CL A	HUBG	20
HUDSON HIGHLAND GROUP INC	HHGP	20
HURCO COMPANIES INC	HURC	20
HUTTIG BLDG PRODS INC	HBP	20
HYDROGENICS CORP	HYGS	20
ICT GROUP INC	ICTG	20
IHS INC -REDH	IHS	20
IMAGISTICS INTERNATIONAL INC	IGI	20
IMPERIAL INDUSTRIES INC	IPII	20
INDUSTRIAL DISTR GROUP INC	IDGR	20
INEI CORP	3INEY	20
INFRACOR INC	3INFCE	20
INFRASOURCE SERVICES	IFS	20
INNOVATIVE SOLTNS & SUPP INC	ISSC	20
INSTEEL INDUSTRIES	IIIN	20
INTEGRATED ALARM SVCS GROUP	IASGE	20
INTEGRATED ELECTRICAL SVCS	IES	20
INTERNATIONAL WIRE GROUP INC	0259B	20
INTL DE CERAMICA SA -ADR	ICM	20
IONATRON INC	IOTN	20
IPRINT TECHNOLOGIES INC	IPRT	20
IRVINE SENSORS CORP	IRSN	20
JACKSON PRODUCTS INC	0262B	20
JACUZZI BRANDS INC	JJZ	20
JETBLUE AIRWAYS CORP	JBLU	20
JORDAN INDUSTRIES INC	6536B	20
JPS INDUSTRIES INC	JPST	20
K & F INDUSTRIES INC	3525B	20
K-TRON INTERNATIONAL INC	KTII	20
KAISER GROUP HOLDINGS INC	KGHI	20
KEITH COMPANIES INC	TKCI	20
KELLSTROM INDUSTRIES INC	KELLQ	20
KEY TECHNOLOGY INC	KTEC	20
KFORCE INC	KFRC	20
KNIGHT TRANSPORTATION INC	KNX	20
KORN/FERRY INTERNATIONAL	KFY	20
KREISLER MANUFACTURING CORP	KRSL	20
L-3 COMMUNICATIONS HLDGS INC	LLL	20
LA BARGE INC	LB	20
LABOR READY INC	LRW	20
LADISH CO INC	LDSH	20
LAMSON & SESSIONS CO	LMS	20
LAN AIRLINES SA -ADR	LFL	20
LASER MASTER INTL INC	LMTI	20

LEARNING TREE INTL INC	LTRE	20
LECG CORP	XPRT	20
LENNOX INTERNATIONAL INC	LII	20
LINCOLN INTERNATIONAL CORP	3LCNIA	20
LINCOLN LOGS LTD	3LLOG	20
LYNCH CORP	LGL	20
M-WAVE INC	MWAV	20
MAC-GRAY CORP	TUC	20
MAII HOLDINGS INC	MAII	20
MASTEC INC	MTZ	20
MAXCO INC	MAXC	20
MCDERMOTT INTL INC	MDR	20
MCSI INC	MCSIQ	20
MEDIS TECHNOLOGIES LTD	MDTL	20
MEGOLA INC	3MGOA	20
MERCURY AIR GROUP INC	MAX	20
MERCURY COMPUTER SYSTEMS INC	MRCY	20
MERRIMAC INDUSTRIES INC	MRM	20
METSO CORP -ADR	MX	20
MFRI INC	MFRI	20
MIDWAY AIRLINES CORP	MDWYQ	20
MIDWEST AIR GROUP INC	MEH	20
MIKROS SYSTEMS CORP	3MKRS	20
MILACRON INC	MZ	20
MILASTAR CORP	3MILAA	20
MISONIX INC	MSON	20
MOBILE SVCS GROUP -REDH	MSGI.1	20
MONITRONICS INTL INC	0461B	20
MONSTER WORLDWIDE INC	MNST	20
MOORE CORP LTD-PRO FORMA	MCL.P	20
MOORE HANDLEY INC	MHCO	20
MPM TECHNOLOGIES INC	3MPMLE	20
MSC INDUSTRIAL DIRECT -CL A	MSM	20
MTC TECHNOLOGIES INC	MTCT	20
MTR CORP LTD -ADR	MTRJY	20
MUELLER (PAUL) CO	MUEL	20
MULTI-COLOR CORP	LABL	20
N-VIRO INTERNATIONAL CORP	3NVIC	20
NATIONAL TECHNICAL SYS INC	NTSC	20
NATIONAL WATERWORKS INC	0547B	20
NAVIGANT CONSULTING INC	NCI	20
NAVTECH INC	3NAVH	20
NCO GROUP INC	NCOG	20
NCT GROUP INC	3NCTI	20
NES RENTALS HOLDINGS INC	NLEQ	20
NEW CENTURY COMPANIES INC	3NCNC	20
NEW HORIZONS WORLDWIDE INC	NEWHE	20
NEW YORK FILM WORKS INC	NYFM	20
NMHG HOLDING CO	0548B	20
NOGA ELECTRO-MECHANICAL INDS	NOGAQ	20
NORTECH SYSTEMS INC	NSYS	20

NORTH AMER GALV & COATINGS	NGA	20
NORTH AMER TECHNOL GROUP INC	NATKC	20
NORTH AMER VAN LINES-REDH	0337B	20
NORTHWEST AIRLINES CORP	NWAC	20
NUTRITION MGMT SVCS -CL A	NMSCA	20
OCEANIC EXPLORATION CO	3OCEX	20
OILGEAR CO	OLGR	20
OMEGA CABINETS LTD	0275B	20
OMNI USA INC	3OUSA	20
ONLINE POWER SUPPLY INC	OPWR	20
ORBIT INTERNATIONAL CP	ORBT	20
OUTLOOK GROUP CORP	OUTL	20
OVERNITE CORP	OVNT	20
OWENS CORNING	3OWENQ	20
PACER INTERNATIONAL INC/TN	PACR	20
PARAGON TECHNOLOGIES INC	PTG	20
PAVING STONE CORP	PVNG	20
PDG ENVIRONMENTAL INC	3PDGE	20
PEERLESS MFG CO	PMFG	20
PEMCO AVIATION GROUP INC	PAGI	20
PENTACON INC	PTACQ	20
PERFECTDATA CORP	3PERF	20
PETER KIEWIT SONS INC	0404B	20
PFEIFFER VACUUM TECH -ADR	PV	20
PHAZAR CORP	ANTP	20
PHH CORP	PHH	20
PICO HOLDINGS INC	PICO	20
PIONEER RAILCORP -CL A	PRRR	20
PLM EQUIP GROWTH FD II -LP	GFYPZ	20
PLM EQUIP GROWTH FD V -LP	GFWPZ	20
PLM EQUIPMENT GROWTH FD -LP	GFXPZ	20
PLUG POWER INC	PLUG	20
POLYPORE INTL INC-REDH	PPO	20
PORTFOLIO RECOVRY ASSOC INC	PRAA	20
POWER-ONE INC	PWER	20
PPT VISION INC	PPTV	20
PREFORMED LINE PRODUCTS CO	PLPC	20
PRG-SCHULTZ INTL INC	PRGX	20
PROTECTION ONE INC	3PONN	20
PW EAGLE INC	PWEI	20
QUALITY PRODUCTS INC	QPDC	20
QUANTA SERVICES INC	PWR	20
QUINENCO SA -ADR	LQ	20
QUIPP INC	QUIP	20
RBS GLOBAL INC	0584B	20
RECONDITIONED SYSTEMS INC	RESY	20
REFAC	REF	20
REGUS GROUP PLC	REGSY	20
REMEDYTEMP INC -CL A	REMX	20
REPUBLIC AIRWAYS HLDGS INC	RJET	20
REPUBLIC RESOURCES INC	RPRS	20

REPUBLIC SERVICES INC	RSG	20
RESOURCES CONNECTION INC	RECN	20
REUNION INDUSTRIES	RUN	20
RITCHIE BROS AUCTIONEERS INC	RBA	20
ROCKWELL COLLINS INC	COL	20
ROLLER BEARING CO OF AMERICA	0288B	20
ROYAL GROUP TECH LTD	RYG	20
RSI HOLDINGS INC	3RSII	20
RUSH ENTERPRISES INC -CL B	RUSHB	20
RYANAIR HOLDINGS PLC -ADR	RYAAY	20
SCHOOL SPECIALTY INC	SCHS	20
SCS TRANSPORTATION INC	SCST	20
SECURITY CAPITAL/DE -CL A	SCC	20
SEMELE GROUP INC	SMLE	20
SENSUS METERING SYS INC-REDH	0592B	20
SERVOTRONICS INC	SVT	20
SGI INTERNATIONAL	SGII	20
SGL CARBON AG -ADR	SGG	20
SHAW GROUP INC	SGR	20
SIEMENS AG -ADR	SI	20
SIFCO INDUSTRIES	SIF	20
SIMPSON MANUFACTURING INC	SSD	20
SIRVA INC	SIR	20
SITEL CORP	SWW	20
SL INDUSTRIES INC	SLI	20
SLI INC	SLIXQ	20
SOLAR SATELLITE COMM	SSCI	20
SOURCECORP INC	SRCP	20
SPARTA INC/DE	8097B	20
SPEIZMAN INDUSTRIES INC	SPZN	20
SPHERIX INC	SPEX	20
SPIRE CORP	SPIR	20
STANDARD AUTOMOTIVE CORP	SAUC	20
STATIA TERMINALS GROUP N V	STNV	20
STEELCASE INC	SCS	20
STENA AB	0218B	20
STERICYCLE INC	SRCL	20
STERLING CONSTRUCTION CO INC	STV	20
STEVENS INTL INC -SER A COM	SVEIA	20
STONE & WEBSTER INC	SWBIQ	20
STONEPATH GROUP INC	STG	20
STRATESEC INC	SFTC	20
SYPRIS SOLUTIONS INC	SYPR	20
TALISMAN ENTERPRISES INC	BATTQ	20
TAT TECHNOLOGIES LTD -ORD	TATTF	20
TATA MOTORS LIMITED -ADR	TTM	20
TAYLOR DEVICES INC	TAYD	20
TEAM AMERICA CORP	TMOSQ	20
TEAM INC	TMI	20
TEAMSTAFF INC	TSTF	20
TECH OPS SEVCON INC	TO	20

TECHNOLOGY GENERAL CP	TCGN	20
TECHNOLOGY RESEARCH CORP	TRCI	20
TELEDYNE TECHNOLOGIES INC	TDY	20
TELETECH HOLDINGS INC	TTEC	20
TEMCO SERVICE INDUSTRIES INC	TMCO	20
THERMAL ENERGY STORAGE INC	THES	20
THOMAS GROUP INC	3TGIS	20
TICKETS.COM INC	TIXX	20
TNR TECHNICAL INC	3TNRK	20
TOROTEL INC	TTLO	20
TPG NV -ADR	TP	20
TRANS GLOBAL SERVICES INC	TGSI	20
TRANSAMERICA FINANCE CORP	TA2	20
TRANSCOM WORLDWIDE SA -ADS	TRCXY	20
TRANSDIGM HLDG CO	0306B	20
TRANSPORT CORP AMERICA INC	TCAM	20
TRANSTECH INDUSTRIES INC	3TRTI	20
TRANSTECHNOLOGY CORP	TTLG	20
TREX CO INC	TWP	20
TRIMAS CORP	0517B	20
TRIUMPH GROUP INC	TGI	20
TRM CORP	TRMM	20
TUNEX INTERNATIONAL INC	3TNEX	20
U S HOME SYSTEMS INC	USHS	20
U S MARINE REPAIR INC-REDH	0225B	20
U S PLASTIC LUMBER CORP	USPL	20
UAL CORP	3UALAQ	20
UAP HOLDING CORP	UAPH	20
ULTRALIFE BATTERIES INC	ULBI	20
UNITED AIRLINES INC	UAL1	20
UNITED DEFENSE INDUSTRIES	UDI	20
UNITED INDUSTRIAL CORP	UIC	20
UNITED RENTALS INC	URI	20
UNITED STATES POSTAL SERVICE	9352B	20
UNIVERSAL DETECTION TECHNOL	3UDTT	20
UNIVERSAL SECURITY INSTRUMNT	UUU	20
UNIVERSE2U INC	3UTOUE	20
UQM TECHNOLOGIES INC	UQM	20
US 1 INDUSTRIES INC	3USOO	20
US XPRESS ENTP INC -CL A	XPRSA	20
USA BIOMASS CORP	USBCQ	20
UTI WORLDWIDE INC	UTIW	20
VALENCE TECHNOLOGY INC	VLNC	20
VALPEY-FISHER CORP	VPF	20
VANGUARD AIRLINES INC	VGDAQ	20
VERSAR INC	VSR	20
VERTEX AEROSPACE INC-REDH	VRT	20
VIAD CORP	VVI	20
VIASOURCE COMMUNICATIONS INC	VVVVQ	20
VITRAN CORP INC	VTNC	20
VSE CORP	VSEC	20

WABASH NATIONAL CORP	WNC	20
WABTEC CORP	WAB	20
WALKER FINANCIAL CORP	3WLKF	20
WALTER INDUSTRIES INC	WLT	20
WARRANTECH CORP	3WTEC	20
WASTE CONNECTIONS INC	WCN	20
WASTE INDUSTRIES USA INC	WWIN	20
WASTE SERVICES INC	WSII	20
WASTE TECHNOLOGY CORP	3WTEK	20
WATER PIK TECHNOLOGIES INC	PIK	20
WATERS INSTRUMENT INC	WTRS	20
WATSON WYATT & CO HLDGS	WW	20
WEB PRESS CORP	WEBP	20
WESCO INTL INC	WCC	20
WEST CORP	WSTC	20
WESTAIM CORP	WEDX	20
WILLIS LEASE FINANCE CORP	WLFC	20
WINDSWEPT ENVIRONMENTAL SYS	3WEGI	20
WOLSELEY PLC -ADR	WOS	20
WORLDWIDE FLIGHT SVCS INC	0317B	20
WSI INDUSTRIES INC	WSCI	20
XENONICS HOLDINGS INC-REDH	XNN	20
ZUNICOM INC	3ZNCM	20
1-800 CONTACTS INC	CTAC	25
1-800-FLOWERS.COM	FLWS	25
2ND SWING INC-REDH	SSG	25
800 TRAVEL SYSTEMS INC	IFLYQ	25
99 CENTS ONLY STORES	NDN	25
A.C. MOORE ARTS & CRAFTS INC	ACMR	25
ABERCROMBIE & FITCH -CL A	ANF	25
ACI TELECENTRICS INC	ACIT	25
ACME COMMUNICATIONS INC	ACME	25
ACME INTERMEDIATE HLDG LLC	9827B	25
ACME UNITED CORP	ACU	25
ACR GROUP INC	3ACRG	25
ACTION PRODUCTS INTL INC	APII	25
ADVANCE AUTO PARTS INC	AAP	25
ADVANCE STORES CO INC	0211B	25
ADVANCED MARKETING SERVICES	MKTS	25
ADVANSTAR COMMUNICATIONS INC	0147B	25
AEGIS COMMUNICATIONS GROUP	3AGIS	25
AEROPOSTALE INC	ARO	25
AFC ENTERPRISES INC	AFCE	25
AFFINITY GROUP HOLDING INC	9810B	25
AFTERMARKET TECHNOLOGY CORP	ATAC	25
ALDILA INC	ALDA	25
ALFA INTERNATIONAL CORP	3TYBR	25
ALL AMERICAN SEMICONDUCTOR	SEMI	25
ALLIANCE ATLANTS COMM -CL B	AACB	25
ALLOY INC	ALOY	25
ALTERNATE MARKETING NETWORKS	ALTM	25

AM-CH INC	3AMHN	25
AMCAST INDUSTRIAL CORP	AICOQ	25
AMERICAN ACHIEVEMENT CORP	0456B	25
AMERICAN AXLE & MFG HLDGS	AXL	25
AMERICAN BILTRITE INC	ABL	25
AMERICAN MEDIA OPERATIONS	0539B	25
AMERICAN RESTAURANT GROUP	8297B	25
AMERIGON INC	ARGN	25
AMERIKING INC	3AKGI	25
AMERIRESOURCE TECHNLGIES INC	3AMRE	25
AMERISTAR CASINOS INC	ASCA	25
AMERN EAGLE OUTFITTERS INC	AEOS	25
AMES DEPT STORES INC	AMESQ	25
AMF BOWLING INC	AMBWQ	25
ANTHONY & SYLVAN POOLS CORP	SWIM	25
APOLLO GROUP INC -CL A	APOL	25
APPLIANCE RECYCLING CTR AMER	3ARCI	25
ARCHON CORP	3ARHN	25
ARGOSY GAMING CO	AGY	25
ARK RESTAURANTS CORP	ARKR	25
ARLINGTON HOSPITALITY INC	HOST	25
ARVINMERITOR INC	ARM	25
ASBURY AUTOMOTIVE GROUP INC	ABG	25
ASIA FIBER HOLDINGS LTD	3AFBRE	25
AUTOLIV INC	ALV	25
AVADO BRANDS INC	AVDO	25
BALLARD POWER SYSTEMS INC	BLDP	25
BALLY TOTAL FITNESS HLDG CP	BFT	25
BARRY (R G) CORP	3RGBC	25
BEASLEY BROADCAST GROUP INC	BBGI	25
BEAZER HOMES USA INC	BZH	25
BEBE STORES INC	BEBE	25
BELK INC	9702B	25
BESTWAY INC	BSTW	25
BEYOND.COM CORP	BYNDQ	25
BJ'S RESTAURANTS INC	BJRI	25
BLOCKBUSTER INC	BBI	25
BLOUNT INTL INC	BLT	25
BLUE RIDGE REAL ESTATE CO	3BLRGZ	25
BLYTH INC	BTH	25
BORDERS GROUP INC	BGP	25
BORGWARNER INC	BWA	25
BOSTON ACOUSTICS INC	BOSA	25
BOSTON RESTAURANT ASSOC INC	3BRAI	25
BOWL AMERICA INC -CL A	BWL.A	25
BOYD GAMING CORP	BYD	25
BOYDS COLLECTION LTD	FOB	25
BRIGHT HORIZONS FAMILY SOLUT	BFAM	25
BROADVIEW MEDIA INC	3BDVM	25
BROOKFIELD HOMES CORP	BHS	25
BROWN JORDAN INTL INC	0409B	25

BUCA INC	BUCAE	25
BUFFALO WILD WINGS INC	BWLD	25
BUFFETS HOLDINGS INC	0419B	25
BULL RUN CORP	BULL	25
BURKE MILLS INC	3BMLS	25
CABELAS INC	CAB	25
CABLEVISION SYS CORP -CL A	CVC	25
CADMUS COMMUNICATIONS CORP	CDMS	25
CAESARS ENTERTAINMENT INC	CZR	25
CALA CORP	CCAA	25
CALIBER LEARNING NETWORK INC	CLBRQ	25
CALIFORNIA PIZZA KITCHEN INC	CPKI	25
CALLOWAY'S NURSERY INC	CLWY	25
CALTON INC	3CTON	25
CAMERA PLATFORMS INTL INC	3CPFR	25
CANDIE'S INC	CAND	25
CANDLEWOOD HOTEL CO INC	CNDL	25
CANNONDALE CORP	BIKEQ	25
CAPITAL PACIFIC HOLDINGS INC	CPHJ	25
CAREER EDUCATION CORP	CECO	25
CARMAX INC	KMX	25
CARNIVAL PLC -ADR	CUK	25
CARRIAGE SERVICES INC	CSV	25
CARROLS CORP	6479A	25
CARTER (WILLIAM) CO/DE	9833B	25
CARTER'S INC	CRI	25
CATALINA LIGHTING INC	CALA	25
CATTLESALE COMPANY	3CTLE	25
CAVALIER HOMES INC	CAV	25
CAVCO INDUSTRIES INC	CVCO	25
CD WAREHOUSE INC	CDWI	25
CELERITY GROUP INC-REDH	3CLRT	25
CENTERPLATE INC	CVP	25
CENTRL EUROPEAN MEDIA -CL A	CETV	25
CERTRON CORP	3CRTN	25
CHAMPION ENTERPRISES INC	CHB	25
CHAMPION PARTS INC	3CREB	25
CHAMPPS ENTMT INC	CMPP	25
CHARLOTTE RUSSE HLDG INC	CHIC	25
CHAUS (BERNARD) INC	3CHBD	25
CHEFS INTERNATIONAL INC	3CHEF	25
CHEROKEE INC/DE	CHKE	25
CHILDRENS PLACE RETAIL STRS	PLCE	25
CHINA YUCHAI INTERNATIONAL	CYD	25
CHOCTAW RESORT DEV ENTRPRISE	0216B	25
CINEMARK USA INC -CL A	9136B	25
CINEMASTAR LUXURY THEATERS	LUXYQ	25
CIRCUIT CITY STORES -CONSOL	CCKM.CM	25
CITADEL BROADCASTING CORP	CDL	25
COACH INC	COH	25
COACTIVE MARKETING GROUP INC	CMKG	25

COAST DISTRIBUTION SYSTEMS	CRV	25
COASTCAST CORP	COCA	25
COAXIALL LLC	0242B	25
COLDWATER CREEK INC	CWTR	25
COLE KENNETH PROD INC -CL A	KCP	25
COLLEGIATE PACIFIC INC	BOO	25
COLLINS & AIKMAN CORP	CKC	25
COLUMBIA SPORTSWEAR CO	COLM	25
COMTEX NEWS NETWORK INC	3CMTX	25
CONCORDE CAREER COLLEGES INC	CCDC	25
CONE MILLS CORP	CJML	25
CONN'S INC	CONN	25
CONTINENTAL AG -ADR	CTTAY	25
CORE-MARK INTERNATIONAL INC	9829B	25
CORINTHIAN COLLEGES INC	COCO	25
CORUS ENTERTAINMENT INC	CJR	25
COSMO COMMUNICATIONS CORP	CSMO	25
COST PLUS INC	CPWM	25
COX RADIO INC -CL A	CXR	25
CRAFTMADE INTERNATIONAL INC	CRFT	25
CRAGAR INDUSTRIES INC	3CRGR	25
CROSSMANN COMMUNITIES INC	CROS	25
CROWN CRAFTS INC	3CRWS	25
CROWN JEWEL RESOURCES CORP	3CJRSE	25
CROWN MEDIA HOLDINGS INC	CRWNE	25
CSK AUTO CORP	CAO	25
CTRIP.COM INTL LTD -ADR	CTRP	25
CUMULUS MEDIA INC	CMLS	25
CUTTER & BUCK INC	CBUK	25
CYBEX INTERNATIONAL INC	CYB	25
CYGNE DESIGNS INC	3CYDS	25
D G JEWELRY INC	DGJLQ	25
DAILY JOURNAL CORP/SC	DJCO	25
DARDEN RESTAURANTS INC	DRI	25
DAVE & BUSTER'S INC	DAB	25
DECOMA INTL INC -CL A	DECA	25
DECORATOR INDUSTRIES INC	DII	25
DELPHI CORP	DPH	25
DELTA APPAREL INC	DLA	25
DELTA GALIL INDS LTD -ADR	DELT	25
DENNYS CORP	DENN	25
DESARROLLADORA HOMEX -ADR	HXM	25
DEX MEDIA INC	DEX	25
DGSE COMPANIES INC	DGSE	25
DIAMOND ENTERTAINMENT CORP	3DMEC	25
DIAMONDHEAD CASINO CORP	3DHCC	25
DICKS SPORTING GOODS INC	DKS	25
DIGITAL GENERATION SYS INC	DGIT	25
DOLLAR TREE STORES INC	DLTR	25
DOMINION HOMES INC	DHOM	25
DONNKENNY INC	DNKYQ	25

DOREL INDUSTRIES INC	DIIB	25
DOVEBID INC-REDH	DOVE	25
DOVER DOWNS GAMING & ENTMT	DDE	25
DOVER MOTORSPORTS INC	DVD	25
DRUGSTORE.COM INC	DSCM	25
DRYCLEAN USA INC	DCU	25
DSW INC -REDH	DSW	25
DUCATI MOTOR HOLDINGS -ADR	DMH	25
DURA AUTOMOTIVE SYS -CL B	DRRA	25
DYNA GROUP INTERNATIONAL INC	3DGIX	25
DYNATEC INTERNATIONAL	DYNX	25
E COM VENTURES INC	ECMV	25
EACO CORP	3EACO	25
EAGLE-PICHER INC	0726B	25
EBAY INC	EBAY	25
EDUCATE INC-REDH	EEEE	25
EDUCATION MANAGEMENT CORP	EDMC	25
EDUCATIONAL DEVELOPMENT CORP	EDUC	25
EGANAGOLDPFEIL HLDG LTD -ADR	EGFLY	25
EGGHEAD.COM INC	EGGSQ	25
ELECTRONICS BOUTIQUE HLDG CP	ELBO	25
ELEPHANT & CASTLE GROUP INC	3PUBSF	25
ELMERS RESTAURANTS INC	ELMS	25
EMERSON RADIO	MSN	25
ENBC CORP	ENBBQ	25
ENGEL GENERAL DEVELOPERS LTD	ENGEF	25
ENTERCOM COMMUNICATIONS CORI	ETM	25
ENTRAVISION COMMUNICATIONS	EVC	25
EOS INTERNATIONAL INC	EOSI	25
EQUUS GAMING CO -LP	EQUUS	25
EXIDE TECHNOLOGIES	XIDE	25
EZ AUCTIONS & SHIPPING INC	EZAU	25
FAB INDUSTRIES INC	FIT	25
FACTORY 2-U INC	FTUSQ	25
FAIRMONT HOTELS RESORTS INC	FHR	25
FAMILY ROOM ENTMT CORP	3FMLY	25
FANTOM TECHNOLOGIES INC	FTMTQ	25
FAO INC	FAOOQ	25
FEDERAL-MOGUL CORP	3FDMLQ	25
FILM ROMAN INC	ROMN	25
FINLAY ENTERPRISES INC	FNLY	25
FINLAY FINE JEWELRY CORP	9696B	25
FISHER COMMUNICATIONS INC	FSCI	25
FITZGERALDS GAMING CORP	9823B	25
FLANIGANS ENTERPRISES INC	BDL	25
FLORIDA GAMING CORP	3FGMG	25
FLORSHEIM GROUP INC	FLSCQ	25
FOOTSTAR INC	FTSTQ	25
FORTUNE DIVERSIFIED INDS INC	3FDVI	25
FOUNTAIN POWERBOAT INDS INC	FPB	25
FOX ENTERTAINMENT GROUP INC	FOX	25

FRAGRANCENET.COM INC	3FRGN	25
FRANKLIN ELECTRONIC PUBLISH	FEP	25
FRESH CHOICE INC	SALDQ	25
FRIEDMANS INC -CL A	FRDMQ	25
FTD GROUP INC	FTD	25
FTD INC	0628B	25
FUJI HEAVY INDS LTD -ADR	FUJHY	25
FULL HOUSE RESORTS INC	3FHRI	25
GAIAM INC	GAIA	25
GALEY & LORD INC	3GYLDQ	25
GALLERY OF HISTORY INC	HIST	25
GAMESTOP CORP	GME.B	25
GAMETECH INTERNATIONAL INC	GMTC	25
GAMING PARTNERS INTL CORP	GPIC	25
GANDER MOUNTAIN CO	GMTN	25
GARMIN LTD	GRMN	25
GB HOLDINGS INC	GBHD	25
GEERLINGS & WADE INC	GEER	25
GEMSTAR-TV GUIDE INTL INC	GMST	25
GENERAL MEDIA INC	9889B	25
GENTEK INC	GETI	25
GETTY IMAGES INC	GYI	25
GILDAN ACTIVEWEAR INC	GIL	25
GLASSMASTER CO	3GLMA	25
GLOBAL CASINOS INC	3GBCS	25
GLOBAL-TECH APPLIANCES INC	GAI	25
GNC CORP-REDH	GNC	25
GOLDEN OPPORTUNITY DEVEL	0360B	25
GOLFSMITH INTL HLDGS INC	0470B	25
GOOD TIMES RESTAURANTS INC	GTIM	25
GOODYEAR TIRE & RUBBER CO	GT	25
GRANITE BROADCASTING	3GBTVK	25
GROUP 1 AUTOMOTIVE INC	GPI	25
GRUPO ELEKTRA SA -ADR	EKT	25
GRUPO RADIO CENTRO SA -ADR	RC	25
GUCCI GROUP NV -ADR	GUCG	25
GUESS INC	GES	25
GUITAR CENTER INC	GTRC	25
HA2003 INC	HMLOQ	25
HALLWOOD GROUP INC	HWG	25
HANOVER DIRECT INC	HNVD	25
HAROLDS STORES INC	HLD	25
HARRIS INTERACTIVE INC	HPOL	25
HASTINGS ENTERTAINMENT INC	HAST	25
HASTINGS MFG CO	HGMG	25
HAVAS -ADR	HAVS	25
HEAD N V -ADR	HED	25
HEALTHCENTRAL.COM	HCENQ	25
HEARST-ARGYLE TELEVISION	HTV	25
HERBST GAMING INC	0215B	25
HIA INC	3HIAI	25

HIBBETT SPORTING GOODS INC	HIBB	25
HISPANIC TV NETWORK INC	HTVNQ	25
HMI INDUSTRIES INC	HMII	25
HOLIDAY RV SUPERSTORES INC	RVEE	25
HOLLEY PERFORMANCE PRODS INC	0254B	25
HOLLINGER INC	HLGAF	25
HOME PRODUCTS INTL INC	HOMZ	25
HOOKER FURNITURE CORP	HOFT	25
HOSOI GARDEN MORTUARY INC	HGMI	25
HOT TOPIC INC	HOTT	25
I-CABLE COMMUN LTD -ADR	ICAB	25
ICH CORP	3ICHP	25
IMAGE ENTERTAINMENT INC	DISK	25
INDEX DEVELOPMENT PARTNERS	IXDP	25
INNOVO GROUP INC	INNO	25
INSIGHT COMMUNICATIONS CO	ICCI	25
INSIGHT ENTERPRISES INC	NSIT	25
INSIGHT MIDWEST LP	0213B	25
INSIGNIA SYSTEMS INC	ISIG	25
INTERCHANGE MEDICAL INC	ICMI	25
INTERSTATE HOTELS & RESORTS	IHR	25
INTIER AUTOMOTIVE INC	IAIA	25
INTL BIOFUEL & BIOCHEMICAL	IBBO	25
INTL LEISURE HOSTS	ILHL	25
INTL THOROUGHBRED BREEDERS	ITGB	25
INTRA ASIA ENTMT CORP-REDH	PAK	25
IPMC HOLDINGS CORP	IPHC	25
IRON AGE HOLDINGS CORP	0342B	25
ITEC ATTRACTIONS INC	3ITAT	25
ITT EDUCATIONAL SVCS INC	ESI	25
J JILL GROUP INC	JILL	25
J. ALEXANDER'S CORP	JAX	25
JACKSON HEWITT TAX SVC INC	JTX	25
JACLYN INC	JLN	25
JACOBSON STORES	JCBSQ	25
JAGGED EDGE MTN GEAR INC	JEMG	25
JAKKS PACIFIC INC	JAKK	25
JAMES CABLE PARTNERS LP	0263B	25
JENNIFER CONVERTIBLES INC	JEN	25
JLM COUTURE INC	JLMC	25
JORE CORP	JOREQ	25
JORGENSEN (EARLE M.) CO	JOR	25
JOS A BANK CLOTHIERS INC	JOSB	25
JOURNAL REGISTER CO	JRC	25
JUNO LIGHTING INC	JUNO	25
K-TEL INTERNATIONAL	KTEL	25
KERZNER INTERNATIONAL LTD	KZL	25
KEYSTONE AUTOMOTIVE INDS INC	KEYS	25
KINGFISHER PLC -ADR	KGFHY	25
KINGS ROAD ENTERTAINMENT	KREN	25
KIRKLAND'S INC	KIRK	25

KNAPE & VOGT MFG CO	KNAP	25
KNOLOGY INC	KNOL	25
KNUSAGA CORP	2387B	25
KOSS CORP	KOSS	25
KRISPY KREME DOUGHNUTS INC	KKD	25
KRYSTAL CO	KRYS	25
KSL RECREATION GROUP INC	9790B	25
KUPPER PARKER COMMUNICATIONS	3KPCG	25
LAKELAND INDUSTRIES INC	LAKE	25
LAKES ENTERTAINMENT INC	LACOE	25
LAMAR ADVERTISING CO -CL A	LAMR	25
LAS VEGAS SANDS CORP	LVS	25
LAUREATE EDUCATION INC	LAUR	25
LEAPFROG ENTERPRISES INC	LF	25
LEVITT CORP	LEV	25
LEXINGTON PRECISION CORP	3LEXP	25
LIBERMAN BRDCSTING CORP-REDH	LBIM	25
LIBERTY HOMES -CL A	LIBHA	25
LIBERTY MEDIA CORP -SER A	L	25
LIBERTY MEDIA INTERNATIONAL	LBTYA	25
LIN TV CORP	TVL	25
LINENS N THINGS INC	LIN	25
LIONS GATE ENTMT CORP	LGF	25
LITHIA MOTORS INC -CL A	LAD	25
LKQ CORP	LKQX	25
LODGENET ENTERTAINMENT CORP	LNET	25
LODGIAN INC	LGN	25
MADDEN STEVEN LTD	SHOO	25
MAGIC LANTERN GROUP INC	GML	25
MAGNA ENTERTAINMENT CORP	MECA	25
MAIN STREET RESTAURANT GROUP	MAIN	25
MANNING GREG AUCTIONS INC	GMAI	25
MARINE PRODUCTS CORP	MPX	25
MARINEMAX INC	HZO	25
MARKETING SPECIALISTS CORP	MKSP	25
MARLTON TECHNOLOGIES	MTY	25
MARRIOTT INTL INC	MAR	25
MARTHA STEWART LIVING OMNIMD	MSO	25
MARVEL ENTERPRISES -CL A	MVL	25
MAX & ERMAS RESTAURANTS	MAXE	25
MAYORS JEWELERS INC/DE	MYR	25
MCRAE INDUSTRIES -CL A	MRI.A	25
MDC PARTNERS INC	MDCAE	25
MEADE INSTRUMENTS CORP	MEAD	25
MEDIACOM COMMUNICATIONS CORF	MCCC	25
MEDIANEWS GROUP INC	9971B	25
MERIDIAN AUTOMOTIVE SYS-REDH	0355B	25
MERISEL INC	MSEL	25
METRO GOLDWYN MAYER INC	MGM.2	25
MID-STATE RACEWAY INC	MRWY	25
MIDDLETON DOLL CO	3DOLL	25

MIKOHN GAMING CORP	PGIC	25
MITCHELLS & BUTLERS PLC -ADR	MLB	25
MONACO COACH CORP	MNC	25
MONARCH CASINO & RESORT INC	MCRI	25
MONARCH SERVICES INC	MAHI	25
MORGANS FOODS INC	MRFD	25
MOTO PHOTO INC	MOTOQ	25
MOTORCARS AUTO GROUP INC	MAGI	25
MOVIE GALLERY INC	MOVI	25
MOVIE STAR INC	MSI	25
MTS INC	0296B	25
MULTIMEDIA GAMES INC	MGAM	25
MUZAK LLC	0297B	25
NASPERS LTD -ADR	NPSN	25
NATHAN'S FAMOUS INC	NATH	25
NATIONAL AUTO CREDIT INC	3NAKD	25
NATIONAL LAMPOON INC	3NLPN	25
NATIONAL VISION INC	NVI	25
NATIONWIDE CAPITAL CORP	3NCCN	25
NAUTILUS INC	NLS	25
NAVIGANT INTERNATIONAL INC	FLYRE	25
NBC ACQUISITION CORP	0395B	25
NEBRASKA BOOK CO INC	0298B	25
NEFF CORP	NFFCA	25
NETCENTIVES INC	NCNTQ	25
NETFLIX INC	NFLX	25
NEVADA GOLD & CASINOS INC	UWN	25
NEW WORLD BRANDS INC	3NWBD	25
NEWS COMMUNICATIONS	NCOM	25
NEXTMEDIA OPERATING INC	0336B	25
NITCHES INC	NICH	25
NOBEL LEARNING CMNTYS INC	NLCI	25
NOBILITY HOMES INC	NOBH	25
NOBLE INTERNATIONAL LTD	NOBL	25
NOBLE ROMANS INC	3NROM	25
NTL INC	NTLI	25
NTN COMMUNICATIONS INC	NTN	25
NUCENTRIX BROADBAND NETWORK	NCNXQ	25
NVR INC	NVR	25
OAKLEY INC	OO	25
OAKWOOD HOMES CORP	OKWHQ	25
OBSIDIAN ENTERPRISES INC	3OBDE	25
ODYSSEY PICTURES CORP	OPIX	25
OHIO ART CO	OART	25
ONE PRICE CLOTHING STORES	ONPRQ	25
ONEIDA LTD	3ONEI	25
OPINION RESEARCH CORP	ORCI	25
OPT-SCIENCES CORP	OPST	25
ORBITAL CORP LTD -ADR	3OBTLY	25
ORIENT-EXPRESS HOTELS	OEH	25
OUTDOOR CHANNEL HLDGS INC	OUTD	25

OVERSTOCK.COM INC	OSTK	25
P & F INDUSTRIES -CL A	PFIN	25
P F CHANGS CHINA BISTRO INC	PFCB	25
PALM HARBOR HOMES INC	PHHM	25
PANTRY INC	PTRY	25
PAPER WAREHOUSE INC	PWHSQ	25
PARTY CITY CORP	PCTY	25
PAYLESS SHOESOURCE INC	PSS	25
PEARSON PLC -ADR	PSO	25
PEEBLES INC	6651A	25
PEGASUS COMMUNICATIONS CP	PGTVE	25
PENN NATIONAL GAMING INC	PENN	25
PETCO ANIMAL SUPPLIES INC	PETC	25
PETRIE STORES LIQUIDATION TR	3PSTLS	25
PHOENIX FOOTWEAR GROUP INC	PXG	25
PHOTOWORKS INC	3FOTO	25
PICCADILLY CAFETERIAS INC	PICZQ	25
PILLOWTEX CORP	PWTXQ	25
PISMO COAST VILLAGE INC	2638B	25
PIXAR	PIXR	25
PLANET HOLLYWOOD INTL INC	PHWDQ	25
PLAY BY PLAY TOYS &NOVELTIES	3PBYPQ	25
POLO RALPH LAUREN CP -CL A	RL	25
POLYMER GROUP INC	3POLGA	25
PRANDIUM INC	3PDIMQ	25
PREPAID LEGAL SERVICES INC	PPD	25
PRESIDENT CASINOS INC	3PREZQ	25
PRESTIGE BRANDS HOLDNGS-REDH	PBH	25
PRICELINE.COM INC	PCLN	25
PRIMARY PDC INC	PRDCQ	25
PRIMEDIA INC	PRM	25
PRINCETON REVIEW INC	REVU	25
PRIVATE MEDIA GROUP INC	PRVT	25
PROQUEST CO	PQE	25
PUBLICIS GROUPE SA -ADR	PUB	25
QSOUND LABS INC	QSND	25
QUANTUM FUEL SYS TECH WORLDW	QTWW	25
QXL RICARDO PLC -ADR	QXLRY	25
RACI HOLDINGS INC	0393B	25
RADICA GAMES LTD	RADA	25
RADIO ONE INC	ROIAK	25
RADIO UNICA COMMUNICATIONS	3UNCAQ	25
RAM VENTURE HOLDINGS CORP	3RVHC	25
RC2 CORP	RCRC	25
RCG COMPANIES	RCG	25
READING INTL INC -CL A	RDI	25
RECOTON CORP	RCOTQ	25
RED ROBIN GOURMET BURGERS	RRGB	25
REED ELSEVIER NV -ADR	ENL	25
REED ELSEVIER PLC -ADR	RUK	25
REGAL ENTERTAINMENT GROUP	RGC	25

REGENT COMMUNICATIONS INC	RGCI	25
REMINGTON PRODUCTS CO LLC	9675B	25
RENT-A-CENTER INC	RCII	25
RENTRAK CORP	RENT	25
RESTORATION HARDWARE INC	RSTO	25
REXHALL INDUSTRIES INC	REXL	25
RIDGEWOOD HOTELS INC	3RWHTE	25
ROBO GROUP TEK LTD	ROBO	25
ROCKFORD CORP	ROFO	25
ROMACORP INC	0289B	25
ROSE HILLS CO	0299B	25
ROYAL OLYMPIC CRUISE LINES	ROCLF	25
S & K FAMOUS BRANDS INC	SKFB	25
SAFETY COMPONENTS INTL INC	3SAFY	25
SALEM COMMUNICATIONS CORP	SALM	25
SAMSONITE CORP	3SAMC	25
SANDS REGENT	SNDS	25
SANYO ELECTRIC CO LTD -ADR	SANYY	25
SAUER-DANFOSS INC	SHS	25
SCHEIB (EARL) INC	ESHB	25
SCHLOTZSKY'S INC	BUNZQ	25
SCP POOL CORP	POOL	25
SELECT COMFORT CORP	SCSS	25
SHARP CORP -ADR	SHCAY	25
SHAW COMMUNICATN INC -CL B	SJR	25
SHOPSMITH INC	3SHPS	25
SHUFFLE MASTER INC	SHFL	25
SIMON WORLDWIDE INC	SWWI	25
SINCLAIR BROADCAST GP -CL A	SBGI	25
SINGER N V	SNGR	25
SIRIUS SATELLITE RADIO INC	SIRI	25
SIXX HOLDINGS INC	3SIXX	25
SKECHERS U S A INC	SKX	25
SMALL TOWN RADIO INC	STWI	25
SMITH & WOLLENSKY RSTRNT GRP	SWRG	25
SODEXHO ALLIANCE SA -ADR	SDX	25
SOLEIL FILM INC	SFLM	25
SONESTA INTL HOTELS -CL A	SNSTA	25
SONEX RESEARCH INC	3SONXE	25
SONIC AUTOMOTIVE INC -CL A	SAH	25
SONICBLUE INC	SBLUQ	25
SOURCE INTERLINK COS INC	SORC	25
SOUTHERN INVT SERVICES INC	3SISV	25
SPANISH BROADCASTING SYS INC	SBSA	25
SPECIAL DEVICES INC	0572B	25
SPEEDWAY MOTORSPORTS INC	TRK	25
SPIEGEL INC -CL A	SPGLQ	25
SPORTS ARENAS INC	SPAI	25
SPORTS AUTHORITY INC	TSA	25
SPORTSMANS GUIDE INC	SGDE	25
ST JOHN KNITS INTL INC	3SJKI	25

STAGE STORES INC	STGS	25
STAMPS.COM INC	STMP	25
STANADYNE AUTOMOTIVE CORP	0301B	25
STARCRAFT CORP	STCR	25
STEINER LEISURE LTD	STNR	25
STEINWAY MUSICAL INSTRS INC	LVB	25
STONERIDGE INC	SRI	25
STRATTEC SECURITY CORP	STRT	25
SUNRISE REAL ESTATE DEV GRP	3SRRE	25
SUNTERRA CORP	SNRR	25
SUSQUEHANNA MEDIA CO	0302B	25
SWANK INC	SNKI	25
SYNDICATED FOOD SERVICE INTL	3SYFSE	25
SYRATECH CORP	SYRA	25
SYSTEMAX INC	SYX	25
TARRANT APPAREL GROUP	TAGS	25
TEARDROP GOLF CO	TDRPQ	25
TECHNICAL OLYMPIC USA INC	TOA	25
TEMPUR PEDIC INTL INC	TPX	25
TEMTEX INDUSTRIES INC	TMTX	25
TENET INFORMATION SVCS INC	3TISI	25
TESSERACT GROUP INC	TSSTQ	25
THANE INTERNATIONAL INC	THAN	25
THL BEDDING HOLDING CO-REDH	0560B	25
THOMSON -ADR	TMS	25
TIVO INC	TIVO	25
TM CENTURY INC	TMCI	25
TODAYS MAN INC	TMANQ	25
TOO INC	TOO	25
TOPAZ GROUP INC	TPZG	25
TOUCHSTONE APPLIED SCI ASSOC	3TASA	25
TOWER AUTOMOTIVE INC	TWRAQ	25
TRACK N TRAIL INC	TKTL	25
TRACTOR SUPPLY CO	TSCO	25
TRANSNET CORP	3TRNT	25
TREECON RESOURCES INC	TCRS	25
TRUDY CORP	TRDY	25
TRUSERV CORP	2289B	25
TRW AUTOMOTIVE HOLDINGS CORP	TRW	25
TRW AUTOMOTIVE INC-PRO FORMA	0335B	25
TUPPERWARE CORP	TUP	25
TV AZTECA SA DE CV -ADR	TZA	25
TWEETER HOME ENTMT GROUP INC	TWTR	25
ULTRA MOTORCYCLE CO	UMCC	25
UNIROYAL TECHNOLOGY CORP	UTCIQ	25
UNITED AUTO GROUP INC	UAG	25
UNITED COMPONENTS INC	0469B	25
UNITED LEISURE CORP	UTDL	25
UNIVISION COMMUNICATIONS INC	UVN	25
USN CORP	USNR	25
VAIL RESORTS INC	MTN	25

VALEO SA -ADR	3VLEEY	25
VALLEY MEDIA INC	3VMIQE	25
VALUE LINE INC	VALU	25
VENTURE HOLDINGS CO LLC	0328B	25
VERMONT TEDDY BEAR INC	BEAR	25
VIDEO CITY INC	VDCY	25
VISTEON CORP	VC	25
VIVENDI UNIVERSAL SA -ADR	V	25
VNU NV -ADR	VNUVY	25
VOLKSWAGEN AG -ADR	VLKAY	25
VOLUME SERVICES AMERICA INC	0339B	25
WARNER MUSIC GROUP CORP-REDH	WMG	25
WAXMAN INDUSTRIES	WXMN	25
WCI COMMUNITIES INC	WCI	25
WEBVAN GROUP INC	WBVNQ	25
WEIGHT WATCHERS INTL INC	WTW	25
WELLCO ENTERPRISES	WLC	25
WELLS-GARDNER ELECTRONICS	WGA	25
WESCAST INDUSTRIES -CL A	WCST	25
WESTCOAST HOSPITALITY CORP	WEH	25
WESTERN STANDARD CORP	WSTD	25
WESTERN TRANSITIONS INC	WTTN	25
WESTPOINT STEVENS INC	WSPTQ	25
WESTWOOD GROUP INC	TWDG	25
WHEREHOUSE ENTMT INC	WHENQ	25
WHITE HOUSE INC-REDH	WHBK	25
WHITEHALL JEWELLERS INC	JWL	25
WHITEMARK HOMES INC	3WTMK	25
WI-FI TV INC	WFTV	25
WICKES INC	WIKSQ	25
WILLIAMS CONTROLS INC	3WMCO	25
WILSON BROTHERS USA INC	3WLBRE	25
WILSONS LEATHER EXPERTS INC	WLSN	25
WINMARK CORP	WINA	25
WINWIN GAMING INC	3WNWN	25
WOLTERS KLUWER NV -ADR	WTKWY	25
WOMENS GOLF UNLIMITED INC	GOLF	25
WORLD WRESTLING ENTMT INC	WWE	25
WYNDHAM INTERNATIONAL INC	WBR	25
WYNN RESORTS LTD	WYNN	25
XM SATELLITE RADIO HLDGS INC	XMSR	25
XM SATELLITE RADIO INC	0319B	25
YANKEE CANDLE CO INC	YCC	25
YTB INTERNATIONAL INC	3YTBL	25
YUM BRANDS INC	YUM	25
ZINDART LTD -ADR	ZNDT	25
AKI HOLDING CORP	9872B	30
ALLIED DOMECQ PLC -ADR	AED	30
AMER ITALIAN PASTA CO -CL A	PLB	30
AQUAPRO CORP	AQRO	30
ARCHIBALD CANDY CORP	9862B	30

ARMANINO FOODS DISTINCTION	ARMF	30
ATLAS RESOURCES INTL INC	ALSI	30
B&G FOODS INC	9844B	30
BEVSYSTEMS INTL INC	BEVI	30
BIG ROCK BREWERY INCOME TR	BRBMF	30
BJ'S WHOLESALE CLUB INC	BJ	30
BLUE SQUARE-ISRAEL LTD -ADR	BSI	30
BODY ART & SCIENCE INC-REDH	0382B	30
BOOTS GROUP PLC -ADR	BOOYY	30
BOSTON BEER INC -CL A	SAM	30
BUNGE LTD	BG	30
CADIZ INC	3CDZI	30
CAGLE'S INC -CL A	CGL.A	30
CAL-MAINE FOODS INC	CALM	30
CANAL CAPITAL CORP	3COWP	30
CARRINGTON LABORATORIES INC	CARN	30
CBR BREWING CO INC -CL A	CBRAF	30
CCA INDUSTRIES INC	CAW	30
CEATECH USA INC	CEAH	30
CENTRAL EUROPEAN DIST CORP	CEDC	30
CHAI NA TA CORP	3CCCFF	30
CHINA CONTINENTAL INC.	CHCL	30
CHS INC	9919B	30
CLEARLY CDN BEVERAGE CP	3CCBEF	30
COCA COLA HELLENIC BTTLG-ADR	CCH	30
COMP BEBIDAS AMERICAS -ADR	ABV	30
COMPANIA CERVECERIA -ADR	CU	30
CONSULIER ENGINEERING INC	CSLR	30
CONTROLADORA COMML MEX -GDR	MCM	30
CORN PRODUCTS INTL INC	CPO	30
CRESUD SACIFYA -ADR	CRESY	30
CUISINE SOLUTIONS INC	FZN	30
DAIRY MART CONV STRS	3DMCSQ	30
DARLING INTL INC	DAR	30
DEAN FOODS CO	DF	30
DEL MONTE FOODS CO	DLM	30
DELHAIZE GROUP SA -ADR	DEG	30
DI GIORGIO CORP	8295B	30
DIAGEO PLC -ADR	DEO	30
DISTRIBCN Y SERVICIO -ADR	DYS	30
EAGLE FOOD CENTERS INC	EAGLE.1	30
ELIZABETH ARDEN INC	RDEN	30
EMBOTELLADORA ANDINA -ADR A	AKO.A	30
ENERGIZER HOLDINGS INC	ENR	30
FARMLAND INDUSTRIES INC	1970B	30
FEMALE HEALTH CO	3FHCO	30
FLEMING COMPANIES INC	FLMIQ	30
FOMENTO ECONOMICO MEX -ADR	FMX	30
FOODARAMA SUPERMARKETS	FSM	30
FOSTERS GROUP LTD -ADR	FBRWY	30
FRESH DEL MONTE PRODUCE INC	FDP	30

GALAXY NUTRITIONAL FOODS INC	GXY	30
GARDENBURGER INC	3GBUR	30
GENESEE CORP -CL B	3GENBB	30
GLACIER WATER SERVICES	HOO	30
GLOBAL SEAFOOD TECH INC	GSFT	30
GOLD KIST INC/DE	GKIS	30
GOLDEN ENTERPRISES	GLDC	30
GREEN MTN COFFEE ROASTERS	GMCR	30
GRIFFIN LAND & NURSERIES INC	GRIF	30
GROUPE DANONE -ADR	DA	30
GRUMA SA DE CV -ADR B	GMK	30
GRUPO INDL MASECA SA -ADR	MSK	30
HAIN CELESTIAL GROUP INC	HAIN	30
HANSEN NATURAL CORP	HANS	30
HIBERNIA FOODS PLC -ADR	HIBNY	30
HINES HORTICULTURE INC	HORT	30
HUMAN PHEROMONE SCIENCES INC	3EROX	30
HYDRON TECHNOLOGIES INC	3HTEC	30
IMPERIAL TOBACCO GROUP -ADR	ITY	30
INDUSTRIAS BACHOCO SA -ADR	IBA	30
INTERSTATE BAKERIES CP	IBCIQ	30
INTL ABSORBENTS INC	IAX	30
INTL COSMETICS MARKETING CO	SASN	30
JAFRA SA-REDH	JFA	30
KAIRE HOLDINGS INC	3KAIHE	30
KATY INDUSTRIES INC	KT	30
KRAFT FOODS INC	KFT	30
LAND O'LAKES INC	0270B	30
LAUDER ESTEE COS INC -CL A	EL	30
LEADING BRANDS INC	LBIX	30
LEE PHARMACEUTICALS	3LPHM	30
LIFEWAY FOODS INC	LWAY	30
LOREAL CO -ADR	LORLY	30
LUCILLE FARMS INC	LUCY	30
LUIGINOS INC	0291B	30
M & F WORLDWIDE CORP	MFW	30
MARGO CARIBE INC	MRGO	30
MBC HOLDING CO	3MBRWQ	30
MOLSON COORS BRWG-PRO FORMA	TAP.P	30
MONTEREY GOURMET FOODS INC	PSTA	30
NATURAL ALTERNATIVES	NAII	30
NEW WORLD PASTA CO	0272B	30
NORTHLAND CRANBERRIES -CL A	3NRCNA	30
NU SKIN ENTERPRISES -CL A	NUS	30
NYER MEDICAL GROUP INC	NYER	30
OCEAN BIO-CHEM INC	OBCI	30
OMEGA PROTEIN CORP	OME	30
ORALABS HOLDING CORP	OLAB	30
PAO DE ACUCAR BRASIL -GDR	CBD	30
PARADISE INC	3PARF	30
PEET'S COFFEE & TEA INC	PEET	30

PENN TRAFFIC CO	PNFTQ	30
PENNEXX FOODS INC	PNNX	30
PEPSI BOTTLING GROUP INC	PBG	30
PERDIGAO S A -ADR	PDA	30
PIERRE FOODS INC	0602B	30
PIZZA INN INC/MO	PZZI	30
PLAYTEX PRODUCTS INC	PYX	30
PREMIUM BRANDS INC	3PREBF	30
PREMIUM STD FARMS -PRO FORMA	0340B	30
PRICESMART INC	PSMT	30
PRO-FAC COOPERATIVE INC	1279B	30
PROVENA FOODS INC	PZA	30
PSF GROUP HOLDINGS INC	0510B	30
QUILMES INDL QUINSA -ADR	LQU	30
RALCORP HOLDINGS INC	RAH	30
REDDY ICE HOLDINGS INC	0526B	30
RELIV INTERNATIONAL INC	RELV	30
REVLON CONSUMER PRODUCTS CP	8135A	30
REYNOLDS AMERICAN INC	RAI	30
RICA FOODS INC	RCF	30
RITE AID CORP	RAD	30
ROCKY MOUNTAIN CHOC FACT INC	RMCF	30
RONSON CORP	RONC	30
ROYSTER-CLARK INC	0300B	30
SADIA S A -ADR	SDA	30
SCOTT'S LIQUID GOLD	3SLGD	30
SPECTRUM BRANDS INC	SPC	30
STAR SCIENTIFIC INC	STSI	30
STEPHAN CO	TSC	30
STERLING SUGARS INC	3SSUG	30
SUPERMERCADOS UNIMARC -ADR	UNRMY	30
TASTY BAKING CO	TBC	30
TATE & LYLE PLC -ADR	TATYY	30
TIENS BIOTECH GROUP USA INC	TBV	30
TOFUTTI BRANDS INC	TOF	30
UNILEVER PLC -ADR	UL	30
UNITED NATURAL FOODS INC	UNFI	30
UNITED-GUARDIAN INC	UG	30
UST INC	UST	30
VECTOR GROUP LTD	VGR	30
VINA CONCHA Y TORO SA -ADR	VCO	30
WAL MART DE MEXICO SA -ADR	3WMMBY	30
WEIDER NUTRITION INTL -CL A	WNI	30
WH INTERMEDIATE HLDGS LTD	HLF1	30
WILD OATS MARKETS INC	OATS	30
WIMM-BILL-DANN -ADR	WBD	30
YAMHILL VALLEY VINEYRDS-REDH	3WINE	30
YOCREAM INTERNATIONAL INC	YOCM	30
AAMPRO GROUP INC	3AAPOE	20
ABLEAUCTIONS.COM INC	AAC	20
ACCUFACTS PRE-EMPLOYMENT SCR	3APES	20

ACCURIDE CORP	ACW	20
ACG HOLDINGS INC	9891B	20
ADSERO CORP	3ADSO	20
AEROCENTURY CORP	ACY	20
AIRTRAX INC	3AITX	20
ALLIANCE LAUNDRY SYS LLC	0145B	20
ALSTOM -ADR	ALSGY	20
AMERICAN BANKNOTE CORP	3ABNTQ	20
AMERICAN COMMERCE SOLUTION	3AACS	20
AMERICAN REPROGRAPHICS CO	ARP	20
AML COMMUNICATIONS INC	3AMLJ	20
AMX CORP	AMXC	20
AQUA DYNE INC	3AQDYE	20
AQUACELL TECHNOLOGIES INC	AQA	20
ARGO-TECH CORP	0140B	20
ARGON ST INC	STST	20
AROTECH CORP	ARTX	20
ATMOSPHERIC GLOW TECH INC	3AGWT	20
AVALON HOLDINGS CORP	AWX	20
AVIATION UPGRADE TECH INC	0359B	20
BALLISTIC RECOVERY SYSTEMS	3BRSI	20
BEACON POWER CORP	BCON	20
BEACON ROOFING SUPPLY INC	BECN	20
BENNETT ENVIRONMENTAL INC	BEL	20
BLUE INDUSTRIES INC	3BLII	20
BRANDPARTNERS GROUP INC	3BPTR	20
BUILDING MATERIALS CORP AMER	9438B	20
BVR SYSTEMS LTD	3BVRSF	20
CAL-BAY INTERNATIONAL INC	3CBYI	20
CD&L INC	CDV	20
CERTIFIED SERVICES INC	3CSRVE	20
CHANNELL COMMERCIAL CORP	CHNL	20
CHARTWELL INTL INC	3CWII	20
CLICKNSETTLE.COM INC	3CLIK	20
COHESANT TECHNOLOGIES INC	COHT	20
COLOR KINETICS INC	CLRK	20
COMMERCIAL VEHICLE GROUP INC	CVGI	20
COMMODORE APPLIED TECHN INC	3CXII	20
COMPOSITE TECHNOLOGY CORP	3CPTCQ	20
CONRAD INDUSTRIES INC	CNRD	20
CONTINENTAL GLOBAL GROUP INC	0168B	20
CTD HOLDINGS INC	3CTDH	20
CVF TECHNOLOGIES CORP	3CNVT	20
DALE JARRETT RACING ADVTR	3DJRT	20
DAY INTERNATIONAL GROUP INC	0588B	20
DAYTON SUPERIOR CORP	0380B	20
DECTRON INTERNATIONALE INC	DECT	20
DEEP WELL OIL & GAS INC	DWOG	20
DEFENSE INDUSTRIES INTL INC	3DFNS	20
DEMARCO ENERGY SYS AMER INC	DMES	20
DHB INDUSTRIES INC	DHB	20

DIANA SHIPPING INC	DSX	20
DIGITAL POWER CORP	DPW	20
DIVERSIFIED PROD INSPECTIONS	3DPRI	20
DIVERSIFIED SECURITY SOLTNS	DVS	20
DRESSER INC	DI	20
DRYSHIPS INC	DRYS	20
DT INDUSTRIES INC	DTIIQ	20
DUALSTAR TECHNOLOGIES CORP	DSTR	20
DYNAMOTIVE ENERGY SYS CORP	3DYMTF	20
E PRIME AEROSPACE CORP	EPEA	20
EARTHFIRST TECHNOLOGIES INC	3EFTI	20
EG CAPITAL INC	EGCFF	20
ELBIT VISION SYSTEMS LTD	3EVSNF	20
ELECTRIC CITY CORP	ELC	20
ELGIN NATIONAL INDUSTRIES	0571B	20
ELITE FLIGHT SOLUTIONS INC	EFLT	20
ENERGY & ENGINE TECHNOL CORP	3EENT	20
ENGLOBAL CORP	ENG	20
ENVIRO ENERGY CORP	ENGY	20
ENVIRO VORAXIAL TECHNLGY INC	3EVTN	20
ENVIRONMENTAL SAFEGUARDS INC	ELSF	20
ENVIRONMENTL BIOSCIENCE-REDH	EBSI	20
EVERGREEN SOLAR INC	ESLR	20
EXCEL MARITIME CARRIERS LTD	EXM	20
EXLSERVICE HOLDINGS INC-REDH	EXLS	20
EXPRESSJET HOLDINGS INC	XJT	20
FIBERSTARS INC	FBST	20
FIREARMS TRAINING SYS -CL A	3FATS	20
FIRST AMERN SCIENTIFIC CORP	3FASC	20
FIRST AVIATION SVCS INC	FAVS	20
FLIGHT SAFETY TECHNOLOGIES	FLT	20
FREIGHTCAR AMERICA INC	RAIL	20
FULLCIRCLE REGISTRY INC	3FLCR	20
GABRIEL TECHNOLOGIES CORP	3GWLK	20
GENCOR INDUSTRIES INC	3GNCI	20
GENERAL BEARING CORP	GNRL	20
GEOLOGISTICS CORP -REDH	GEOL	20
GIANT MOTORSPORTS INC	3GMOS	20
GLOBAL DIVERSIFIED INDS INC	3GDVI	20
GLOBAL ENERGY GROUP INC	3GENGE	20
GLOBAL PAYMENT TECHNOLOGIES	GPTX	20
GRAFTECH INTERNATIONAL LTD	GTI	20
GREEN MOUNTAIN CAPITAL INC	3GMCI	20
GREENMAN TECHNOLOGIES INC	GRN	20
GROEN BROS AVIATION INC	3GNBA	20
GSI GROUP INC	0252B	20
H E R C PRODUCTS INC	HERC	20
H&E EQUIPMENT SERVICES LLC	0437B	20
HAWAIIAN HOLDINGS INC	HA	20
HAWK CORP	HWK	20
HIGHWAY HOLDINGS LTD	HIHO	20

HOST AMERICA CORP	CAFE	20
HUDSON TECHNOLOGIES INC	HDSN	20
HURON CONSULTING GROUP INC	HURN	20
HYBRID FUEL SYSTEMS INC	3HYFS	20
ICTS INTERNATIONAL N V	ICTS	20
INDUSTRIAL SERVICES AMER INC	IDSA	20
INNOTRAC CORP	INOC	20
INTERLINE BRANDS INC	IBI	20
INTERNATIONAL BARRIER TECH I	3IBTGF	20
INTERNATIONAL MONETARY SYS	3INLM	20
INTERSECTIONS INC	INTX	20
INTL DEVELOPMENT CORP	3IDVL	20
INTL SMART SOURCING INC	3ISSG	20
ISECURETRAC CORP	3ISRE	20
ITEC ENVIRONMENTAL GROUP INC	3ITEC	20
ITEX CORP	3ITEX	20
JEWETT-CAMERON TRADING CO	JCTCF	20
JINPAN INTERNATIONAL LTD	JST	20
KENEXA CORP -REDH	KNXA	20
KEY COMPONENTS LLC	0264B	20
KINETEK INC	0265B	20
KITTY HAWK INC	KHK	20
KNOLL INC	KNL	20
KOLORFUSION INTL INC	3KOLR	20
KRONOS ADVANCED TECHNOLOGIES	3KNOS	20
KVH INDUSTRIES INC	KVHI	20
LAW ENFORCEMENT ASSOCS CORP	3LENF	20
LEGAL CLUB OF AMERICA CORP	LEGL	20
LIFESTYLE INNOVATIONS INC	3LFSI	20
LIGHTING SCIENCE GROUP CORP	LSGP	20
LMI AEROSPACE INC	LMIA	20
MACQUARIE INFRASTRUCT CO TR	MIC	20
MANHATTAN SCIENTIFICS INC	3MHTX	20
MEADOW VALLEY CORP	MVCO	20
MEDIA SCIENCES INTL INC	GFX	20
MEDIALINK WORLDWIDE INC	MDLK	20
MEDIAWORX INC	3MEWXE	20
METAL STORM LTD -ADR	MTSX	20
METALICO INC	MEA	20
METWOOD INC	3MTWD	20
MICROFIELD GROUP INC	3MICGE	20
MICROVISION INC	MVIS	20
MILLENNIUM CELL INC	MCEL	20
MILLER INDUSTRIES INC/TN	MLR	20
MOONEY AEROSPACE GROUP LTD	3MNYG	20
MORO CORP	MRCR	20
MPW INDL SVCS GROUP INC	MPWG	20
MSX INTERNATIONAL INC	9698B	20
MULTI-MEDIA TUTRIAL SVCS INC	3MMTS	20
NEW YORK REGIONAL RAIL CORP	3NYRRE	20
NEWMARK VENTURES INC	3NWMV	20

NORCROSS SAFETY PRODUCTS	0570B	20
NUCLEAR SOLUTIONS INC	3NSOLE	20
NUCO2 INC	NUCO	20
NUMATICS INC	0274B	20
ODYSSEY MARINE EXPLORATION	OMR	20
OFFSHORE SYSTEMS INTL LTD	3OFSYF	20
OMEGA VENTURES GROUP INC	3OMGV	20
ORGANITECH USA INC	ORGT	20
ORYX TECHNOLOGY CORP	3ORYX	20
PACIFIC CMA INC	PAM	20
PCA INTERNATIONAL INC	0431B	20
PECO II INC	PIII	20
PEGASUS AIRCRFT PRTNRS II-LP	3YYCRC	20
PENHALL INTERNATIONAL CORP	0343B	20
PEOPLESUPPORT INC	PSPT	20
PERRY-JUDDS INC	9843B	20
PHOENIX COLOR CORP	0279B	20
PINNACLE AIRLINES CORP	PNCL	20
PONY EXPRESS USA INC	PYXP	20
POP N GO INC	3POPN	20
PORTEC RAIL PRODUCTS INC	PRPX	20
POWERCOLD CORP	3PWCL	20
PRODUCTIVITY TECHNOLOGIES CP	3PRAC	20
PROFILE TECHNOLOGIES INC	3PRTK	20
PROSOFT LEARNING CORP	POSO	20
PROVIDENCE SERVICE CORP	PRSC	20
PURECYCLE CORP	PCYO	20
QUALITY DISTRIBUTION INC	QLTY	20
RAMP CORP	RCO	20
REDOX TECHNOLOGY CORP	RDOX	20
REGI U S INC	3RGUS	20
REINHOLD INDUSTRIES -CL A	RNHDA	20
REVCARE INC	RVCR	20
RG AMERICA INC	3RGMIE	20
RIVIERA TOOL CO	RTC	20
SCHUFF INTERNATIONAL INC	SHFK	20
SEGMENTZ INC	SZI	20
SIMCLAR INC	SIMC	20
SMARTPROS LTD	PED	20
SMITHWAY MTR XPRESS -CL A	SMXC	20
SOLOMON TECHNOLOGIES INC	3SOLM	20
SPACEHAB INC	SPAB	20
STANDARD PARKING CORP	STAN	20
STARTECH ENVIRONMENTAL CORP	3STHK	20
STRATUS SERVICES GROUP INC	3SSVG	20
SUN HYDRAULICS CORP	SNHY	20
SYS	SYS	20
SYSTEMONE TECHNOLOGIES INC	STEK	20
TARGET LOGISTICS INC	3TARG	20
TARPON INDUSTRIES INC	TPO	20
TASTY FRIES INC	3TFRYE	20

TB WOODS	TBWC	20
TBS INTL LTD -REDH	TSI	20
TEL-INSTRUMENT ELECTRONICS	TIK	20
THERMOENERGY CORP	3TMEN	20
THERMOVIEW INDS INC	THV	20
THINKPATH INC	3THTHF	20
TIMCO AVIATION SERVICES INC	3TMAS	20
TITAN TECHNOLOGIES INC	3TITT	20
TRADEQUEST INTERNATIONAL INC	3TQSTE	20
TRAILER BRIDGE INC	TRBR	20
TRANSPORT TECH INDS INC-REDH	TTII	20
TRI-S SECURITY CORP	TRIS	20
TRINITY LEARNING CORP	3TTYL	20
TUFCO TECH INC	TFCO	20
TURBOCHEF TECHNOLOGIES INC	TCF	20
TVI CORP	TVIN	20
U S MICROBICS INC	3BUGS	20
UNIVERSAL EXPRESS INC	3USXP	20
UNIVERSAL TRUCKLOAD SERVICES	UACL	20
UTEK CORP	UTK	20
VALLEY NATIONAL GASES INC	VLG	20
VELOCITY EXPRESS CORP	VEXP	20
VENTURE CATALYST INC/UT	3VCAT	20
VERI-TEK INTL CORP	VCC	20
VERIDIUM CORP	3VRDM	20
VIRGIN EXPRESS HLDGS -ADR	3VIRGY	20
VIVA INTERNATIONAL INC	3VIVI	20
VL DISSOLUTION CORP	VLDS	20
W-W CAPITAL CORP	3WWCLE	20
WATER CHEF INC	3WTER	20
WATERLINK INC	WLKNQ	20
WCA WASTE CORP	WCAA	20
WERNER HOLDING CO INC/DE	0314B	20
WESTAFF INC	WSTF	20
WESTERN PWR & EQUIP CORP	3WPEC	20
WHITEWING ENVIRONMENTAL CORP	WWLI	20
WILLIAMS SCOTSMAN INC	0315B	20
WORLD AIR HOLDINGS INC	WLDA	20
WORLDWATER CORP	3WWAT	20
ZENEX INTERNATIONAL INC	3ZENX	20
ZTEST ELECTRONICS INC	ZTSTF	20
ACCESS WORLDWIDE CMMNCTNS	3AWWC	25
ACT TELECONFERENCING INC	ACTT	25
ACTIONVIEW INTERNATIONAL INC	3AVWI	25
ADAMS GOLF INC	3ADGO	25
ADB SYSTEMS INTL LTD	3ADBYF	25
ADELPHIA COMMUN -CL A	ADELQ	25
ADVANCED ENGINE TECHNOLOGIES	3AENG	25
ADVERTISING.COM INC-REDH	ADCM	25
AIRXCEL INC	0146B	25
ALIBRIS INC-REDH	ALBR	25

ALL AMERICAN SPORTPARK INC	3AASP	25
ALLBRITTON COMMUNICATIONS CO	3609B	25
ALLIANCE DISTRIBUTORS HLDGS	3ADTR	25
ALPHA PRO TECH LTD	APT	25
AMAZON.COM INC	AMZN	25
AMBASSADORS GROUP INC	EPAX	25
AMCON DISTRIBUTING CO	DIT	25
AMERICAN AMMUNITION/CA	3AAMI	25
AMERICAN HOMESTAR CORP	AHMS	25
AMERICAN INTERNATIONAL INDS	3AMIN	25
AMERICAN LAWYER MEDIA INC	0152B	25
AMERICAN LEISURE HLDGS INC	3AMLH	25
AMERICAN SKIING CO	3AESK	25
AMERICAN TECHNOLOGIES GROUP	3ATEG	25
AMERICAN TIRE DISTRIBUTORS	0129B	25
AMERICAN WAGERING INC	3BETM	25
AMERICANA PUBLISHING INC	3APBI	25
AMERITYRE CORP	3AMTY	25
AMS HEALTH SCIENCES INC	AMM	25
ANGELCITI ENTERTAINMENT INC	3AGCI	25
ANVIL HOLDINGS INC	9688B	25
ARBITRON INC	ARB	25
ARISTOTLE CORP	ARTL	25
ARTISTDIRECT INC	3ARTDE	25
ASHLIN DEVELOPMENT CORP	3ASHD	25
ATLANTIC SYNDICATION NETWORK	3ASNI	25
ATLAS PACIFIC LTD -ADR	APCFY	25
AUDIBLE INC	ADBL	25
AVENUE ENTERTAINMENT GRP INC	3PIXG	25
BACK YARD BURGERS INC	BYBI	25
BAKERS FOOTWEAR GROUP INC	BKRS	25
BALLANTYNE OF OMAHA INC	BTN	25
BALSAM VENTURES INC	3BLSVE	25
BARBEQUES GALORE LTD -ADR	BBQZ	25
BEVERLY HILLS WGHT LOSS INC	BHWW	25
BGF INDUSTRIES INC	0157B	25
BIG 5 CORP	9687B	25
BIG 5 SPORTING GOODS CORP	BGFVE	25
BIG DOG HOLDINGS INC	BDOG	25
BLUE NILE INC	NILE	25
BLUEBOOK INTL HLDG CO	3BBKH	25
BLUEFLY INC	BFLY	25
BOOTH CREEK SKI HLDGS INC	9870B	25
BOSS HOLDINGS INC	3BSHI	25
BOWLIN TRAVEL CENTERS INC	3BWTL	25
BOYSTOYS.COM INC	3GRLZ	25
BRAZIL FAST FOOD CORP	3BOBS	25
BRIAZZ INC	BRZZQ	25
BRILLIAN CORP	BRLC	25
BRILLIANT DIGITAL ENTMT INC	3BDEI	25
BRITISH SKY BRDCSTG GP -ADR	BSY	25

BUDGETHOTELS NETWORK INC	3BUDH	25
BUILD-A-BEAR WORKSHOP INC	BBW	25
BUY.COM -REDH	BUYY	25
CALL NOW INC	3CLNWE	25
CAMELOT ENTERTAINMENT GROUP	3CMEG	25
CANTERBURY PARK HOLDING CORP	ECP	25
CAPITAL BEVERAGE CORP	3CBEV	25
CAPSOURCE FINANCIAL INC	3CPSO	25
CARROLL SHELBY INTL INC	CSBI	25
CBD MEDIA LLC	0468B	25
CCI GROUP INC	3CCIG	25
CEDRIC KUSHNER PROMOTIONS	CKPI	25
CELEBRATE EXPRESS INC	BDAY	25
CENTURY CASINOS INC	CNTY	25
CHAMPNSHIP AUTO RACING TEAM	CPNT	25
CHARLES & COLVARD LTD	CTHR	25
CHARTER COMMUNICATIONS INC	CHTR	25
CHINA PHARMACEUTICAL INTL CP	3CPICF	25
CHISTE CORP	3CSTC	25
CHOICE HOTELS INTL INC	CHH	25
CIRCLE GROUP HOLDINGS INC	CXN	25
CITI TRENDS INC -REDH	CTRN	25
CLARIA CORP-REDH	CLRA	25
CLARION TECHNOLOGIES INC	3CLAR	25
CLAXSON INTERACTVE GRP -CL A	3XSONF	25
COATES MOTORCYCLE CO-REDH	0448B	25
COINMACH CORP	0415B	25
COINMACH SERVICE CORP	DRY	25
COLE COMPUTER CORP	3COLV	25
COLLECTORS UNIVERSE INC	CLCT	25
COLLEGE PARTNERSHIP INC	3CGPA	25
COMSTOCK HOMEBUILDING COS	CHCI	25
CONGOLEUM CORP -CL A	CGM	25
COSI INC	COSI	25
COST-U-LESS INC	CULS	25
CSC HOLDINGS INC	0351B	25
CTI INDUSTRIES CORP	CTIBE	25
CYCLE CTRY ACCESSORIES CORP	ATC	25
DAC TECHNOLOGIES GRP INTL IN	3DAAT	25
DAG MEDIA INC	DAGM	25
DECORIZE INC	DCZ	25
DELCO REMY INTL INC	1571B	25
DELTA MILLS INC	0169B	25
DESIGN WITHIN REACH INC	DWRI	25
DIALOG GROUP	3DLGG	25
DIAMOND POWERSPORTS INC	3DPWS	25
DIAMOND TRIUMPH AUTO GLASS	0244B	25
DICKIE WALKER MARINE INC	DWMA	25
DIEDRICH COFFEE INC	DDRX	25
DIGITAL IMAGING RESOURCES	3DGIR	25
DISPLAYTECH INC-REDH	LCOS	25

DOMINO'S INC	0245B	25
DOMINOS PIZZA INC	DPZ	25
DREAMS INC	3DRMS	25
DREAMWORKS ANIMATION INC	DWA	25
DXP ENTERPRISES INC	DXPE	25
EARTHWORKS ENTERTAINMENT INC	3EWKE	25
EAT AT JOES LTD	3JOES	25
ECHOSTAR COMMUN CORP -CL A	DISH	25
ECHOSTAR DBS CORP	0173B	25
ECOST.COM INC	ECST	25
EDIETS.COM INC	DIET	25
ELGRANDE.COM INC	3EGDE	25
EMERGING VISION INC	3ISEE	25
EMPIRE RESORTS INC	NYNY	25
ENDO NETWORKS INC	3ENDD	25
ENOVA SYSTEMS INC	3ENVA	25
ENVOY COMMUNICATIONS GRP INC	ECGI	25
EUPA INTERNATIONAL CORP	3EUPA	25
EURO TECH HOLDINGS CO LTD	CLWT	25
EUROTRUST A/S -ADR	EURO	25
EVCI CAREER COLLEGES INC	EVCI	25
EVERLAST WORLDWIDE INC	EVST	25
EXCELLIGENCE LEARNING CORP	LRNS	25
EYE CARE CENTERS OF AMERICA	0407B	25
FACTORY CARD OUTLET & PTY CP	FCPO	25
FAMOUS DAVES OF AMERICA INC	DAVE	25
FEATHERLITE INC	FTHR	25
FIVE STAR PRODUCTS INC	3FSPX	25
FOAMEX INTERNATIONAL INC	FMXI	25
FORWARD INDUSTRIES INC	FORD	25
FRANCHISE CAPITAL CORP	3FCCN	25
FRANKS NURSERY & CRAFT	FNCNQ	25
FRIENDLY ICE CREAM CORP	FRN	25
FTS GROUP INC	3FLIP	25
GADZOOKS INC	GADZQ	25
GAMING & ENTERTNMNT GRP INC	3GMEI	25
GENER8XION ENTERTAINMENT INC	3GNXE	25
GFSI INC	9836B	25
GIFT LIQUIDATORS INC	3GFTL	25
GLOBAL PHARMATECH INC	GBLP	25
GLOBAL SOURCES LTD	GSOL	25
GOLF TRUST OF AMERICA INC	GTA	25
GRAND TOYS INTL LTD -ADR	GRIN	25
GRANITE CITY FOOD & BREWERY	GCFB	25
GREAT WOLF RESORTS INC	WOLF	25
GREENS WORLDWIDE INC	3GRWW	25
GREM USA	3GRMU	25
GRILL CONCEPTS INC	GRILE	25
HAMMONS JOHN Q HOTELS -CL A	JQH	25
HANDY HARDWARE WHLSL -CL A	3191B	25
HARD ROCK HOTEL INC	9865B	25

HARRELL HOSPITALITY GRP INC	HLTLA	25
HARVEY ELECTRONICS INC	HRVE	25
HEALTH EXPRESS USA INC	3HEXS	25
HOLLINGER INTL INC -CL A	HLR	25
HOLLYWOOD CASINO SHREVEPORT	0255B	25
HOLLYWOOD MEDIA CORP	HOLL	25
HOME INTERIORS & GIFTS INC	9791B	25
HOME SOLUTIONS AMERICA INC	HOM	25
HOMETOWN AUTO RETAILERS	3HCAR	25
I2TELECOM INTERNATIONAL INC	3ITUI	25
IA GLOBAL INC	IAO	25
IBUYDIGITAL.COM INC-REDH	IBUY	25
ICT TECHNOLOGIES INC	3ICTTE	25
IDEAL ACCENTS INC	3IACE	25
IMAX CORP	IMAX	25
INFOSONICS CORP	IFO	25
INNOVA/PURE WATER INC	3IPUR	25
INNOVATION HOLDINGS	IVHN	25
INTERACTIVE BRAND DEV INC	IBDI	25
INTERACTIVE HEALTH INC-REDH	IHTT	25
INTERACTIVE SYSTEMS WORLDWDE	ISWI	25
INTEREP NATL RADIO SALES INC	3IREP	25
INTERMOST CORP	3IMOT	25
INTERNATIONAL COMMERCIAL TV	3ICTL	25
INTERNETSTUDIOS.COM INC	3ISTOE	25
INVESTOOLS INC	IED	25
IPARTY CORP	IPT	25
ISAACS I C & CO INC	3ISAC	25
IWI HOLDING LTD	3JEWLF	25
J CREW GROUP INC	2632B	25
JAG MEDIA HOLDINGS INC	JAGH	25
JL FRENCH AUTOMOTIVE CASTING	0471B	25
JOYSTAR INC	3JYSR	25
KIK TECHNOLOGY INTL INC	3KKTI	25
KINGSLEY COACH INC	3KNGS	25
KSW INC	3KSWW	25
LACROSSE FOOTWEAR INC	BOOT	25
LAS VEGAS SANDS INC	9781B	25
LDM TECHNOLOGIES INC	0290B	25
LEARNING CARE GROUP INC	LCGI	25
LEATHER FACTORY INC	TLF	25
LEGALPLAY ENTERTAINMENT INC	LPLE	25
LEVCOR INTERNATIONAL INC	3LEVC	25
LEVI STRAUSS & CO	6206B	25
LIBERTY GROUP PUBLISHING INC	LZPI	25
LIFE TIME FITNESS INC	LTM	25
LIMELIGHT MEDIA GROUP INC	3LMMG	25
LINCOLN EDUCATIONAL SVC-REDH	LINC	25
LIQUIDATION WORLD INC	LIQWF	25
LITTLEFIELD CORP	3LTFD	25
LJ INTERNATIONAL INC	JADE	25

LOTTERY & WAGERING SOLUTIONS	LWSL	25
LOUD TECHNOLOGIES INC	3LTEC	25
LPA HOLDING CORP	9901B	25
MAD CATZ INTERACTIVE INC	MCZ	25
MAJESTIC STAR CASINO LLC	9854B	25
MAJOR AUTOMOTIVE COMPANIES	3MAJR	25
MAN SANG HOLDINGS INC	3MSHI	25
MARISA CHRISTINA	MRSA	25
MARX TOYS & ENTERTAINMENT CP	3MRXTE	25
MATAV-CABLE SYS MEDIA -ADR	MATV	25
MATTRESS HOLDING CORP-REDH	MFRM	25
MAUI GENERAL STORES INC	3MAUG	25
MCCORMICK & SCHMICKS SEAFOOD	MSSR	25
MDU COMMUNICATIONS INTL INC	3MDTV	25
MEDIABAY INC	MBAY	25
MEDICAL MEDIA TELEVISION INC	3MMTV	25
MERITAGE HOSPITALITY GROUP	MHG	25
METRO INTL S A -CL B	MTXBF	25
MEXICAN RESTAURANTS INC	CASA	25
MIDAS INC	MDS	25
MITY ENTERPRISES INC	MITY	25
MOHEGAN TRIBAL GAMING AUTH	9807B	25
MORNINGSTAR INC - REDH	MORN	25
MOSSIMO INC	MOSS	25
MOTORCAR PARTS OF AMER INC	MPAA	25
NATIONAL WINE & SPIRITS INC	0462B	25
NATURAL GOLF CORP	NAX	25
NATURE VISION INC	NRVN	25
NEPTUNE SOCIETY INC	3NPTI	25
NET SERVICOS DE COMMUN -ADR	NETC	25
NEUTRON ENTERPRISES INC	3NTRN	25
NEW FRONTIER MEDIA INC	NOOF	25
NEW VISUAL CORP	3NVEI	25
NEW WORLD RESTAURANT GROUP	NWRG	25
NEW YORK & COMPANY INC	NWY	25
NEXSTAR BROADCASTING GROUP	NXST	25
NEXT GENERATION MEDIA CORP	3NGMC	25
NORTHLAND CABLE TELEVISION	0273B	25
NOVEL DENIM HOLDINGS LTD	NVLD	25
NUTRI SYSTEMS INC	NSI	25
OBN HOLDINGS INC-REDH	3OBNH	25
ODIMO INC	ODMO	25
OMEGA VENTURES INC	0358B	25
ORANGE 21 INC	ORNG	25
OURPETS CO	3OPCO	25
PACIFICAP ENTMT HOLDINGS INC	3PFEH	25
PAID INC	3PAYD	25
PARAGON FINANCIAL CORP	3PGNF	25
PAXSON COMM CORP -CL A	PAX	25
PC MALL INC	MALL	25
PEACE ARCH ENTMT GROUP INC	PAE	25

PEAK ENTERTAINMENT HLDGS INC	3PKEHE	25
PENINSULA GAMING CO LLC	0277B	25
PENTON MEDIA INC	3PTON	25
PETMED EXPRESS INC	PETS	25
PETRO STOPPING CENTERS -LP	2175B	25
PHOENIX GOLD INTL INC	PGLD	25
PICK UPS PLUS INC	3PUPS	25
POINDEXTER (JB) & CO INC	9101B	25
POINT.360	PTSX	25
POWER TECHNOLOGY INC	3PWTC	25
PRECISION AUTO CARE INC	3PACI	25
PREMIER EXHIBITIONS INC	3PXHB	25
PRIMACOM AG -ADR	3PCAGY	25
PRN CORP -REDH	PRNC.1	25
PROLOGIC MANAGEMENT SYS INC	3PRLO	25
PROVIDE COMMERCE INC	PRVD	25
PURADYN FILTER TECHNOLOGIES	PFT	25
QEP CO INC	QEPC	25
QUALITY DINING INC	QDIN	25
R H DONNELLEY CORP	RHD	25
RAB ENTERPRISES INC	0480B	25
RAB HOLDINGS INC	0479B	25
RAVEN MOON ENTERTAINMENT INC	3RVNM	25
RCN CORP	RCNI	25
REDENVELOPE INC	REDE	25
RESTAURANT CO	0286B	25
RICKS CABARET INTL INC	RICK	25
RIVAL TECHNOLOGIES INC	3RVTIF	25
RIVIERA HOLDINGS CORP	RIV	25
ROADHOUSE GRILL INC	3GRLL	25
ROSEDALE DECORATIVE PROD LTD	ROSD	25
RUBIO'S RESTAURANTS INC	RUBO	25
SAFARI ASSOCIATES INC	3SFAR	25
SECURED DATA INC	3SCRE	25
SHELLS SEAFOOD RESTRNTS INC	3SHLL	25
SHEP TECHNOLOGIES INC	3STLOF	25
SHOE PAVILION INC	SHOE	25
SHOPPING.COM LTD	SHOP	25
SILVER SCREEN STUDIOS INC	3SSSU	25
SINGING MACHINE CO INC	SMD	25
SKYLINE MULTIMEDIA ENTMT INC	SKYL	25
SMARTBARGAINS INC-REDH	SBAR	25
SMARTIRE SYSTEMS INC	3SMTR	25
SMITH & WESSON HLDG CORP	SWB	25
SORL AUTO PARTS INC	3SAUP	25
SPAR GROUP INC	SGRP	25
SPORT-HALEY INC	SPOR	25
SPORTS CLUB CO INC	SCY	25
SPORTS RESORTS INTL INC	SPRI	25
STAR BUFFET INC	STRZ	25
STEAKHOUSE PARTNERS INC	STKP	25

STONEMOR PARTNERS LP	STON	25
STRAYER EDUCATION INC	STRA	25
SUPERIOR GALLERIES INC	3SPGR	25
T J T INC	AXLE	25
TAG-IT PACIFIC INC	TAG	25
TAYCO DEVELOPMENTS INC	3TYCO	25
TEFRON LTD	TFR	25
TELEPLUS ENTERPRISES INC	3TLPE	25
TELEX COMMUNICATIONS INC	9721B	25
TENGTU INTL CORP	3TNTU	25
TEXAS ROADHOUSE INC	TXRH	25
THEGLOBE.COM INC	3TGLO	25
TORPEDO SPORTS USA INC	3TPDO	25
TOTAL ENTMT RESTAURANT CORP	TENT	25
TOUCHTUNES MUSIC CORP	3TTMC	25
TOWN SPORTS INTL INC	0305B	25
TRACKPOWER INC	3TPWR	25
TRAFFIX INC	TRFX	25
TRANS WORLD CORP/NV	3TWOC	25
TRANSPORTATION SAFETY TECH	3TSFVE	25
TRANSPRO INC	TPR	25
TRAVELCENTERS OF AMERICA INC	0307B	25
TRAVIS BOATS & MOTORS INC	TRVS	25
TROPICAL SPORTSWEAR INTL CP	TSICQ	25
TRUMP ATLANTIC CITY ASSOCS	0308B	25
TRUMP HOTEL&CASINO RESRT INC	3DJTCQ	25
TURBODYNE TECHNOLOGIES INC	3TRBDE	25
ULTIMATE FRANCHISE SYSTEMS	3UFSY	25
UNIVERSAL AUTOMOTIVE INDS	UVSL	25
UNIVERSAL TECHNICAL INST	UTI	25
URANIUM STRATEGIES INC	URSG	25
VARSITY GROUP INC	VSTY	25
VCG HOLDING CORP	PTT	25
VERTRUE INC	VTRU	25
VIALTA INC	3VLTA	25
VIDEOLOCITY INTL INC	3VCTY	25
VIPER MOTORCYCLE CO-REDH	BIK	25
VISCOUNT SYSTEMS INC	3VSYS	25
VISUAL BIBLE INTL INC	3VBIB	25
VOYAGER ENTMT INTL INC	3VEII	25
WATERFORD GAMING LLC	9871B	25
WESTERN SIZZLIN CORP	3WSZZ	25
WHEELING ISLAND GAMING INC	0219B	25
WHITNEY INFORMATION NET INC	3RUSS	25
WINDSOR WOODMNT BLK HWK REST	0316B	25
WORLDSPACE INC -REDH	WINR	25
WPT ENTERPRISES INC	WPTE	25
WRC MEDIA INC	0329B	25
XERIUM TECHNOLOGIES INC-REDH	XRM	25
YOUBET.COM INC	UBET	25
YOUNG BROADCASTING -CL A	YBTVA	25

YOUTHSTREAM MEDIA NETWORKS	3YSTM	25
Z AXIS CORP	3ZXIS	25
ZAP	3ZAPZ	25
ZUMIEZ INC	ZUMZ	25
ADVANCED NUTRACEUTICALS INC	3ANII	30
ALLERGY RESEARCH GROUP INC	3ALRG	30
ALLION HEALTHCARE INC	ALLI	30
AMERICAN WATER STAR INC	AMW	30
ASCONI CORP	ACD	30
AVANI INTL GROUP INC	3AVIT	30
B&G FOODS HOLDINGS CORP	BGF	30
BRAVO FOODS INTL CORP	3BRVO	30
BROOKLYN CHEESECAKE & DESSRT	3BCAK	30
CALAVO GROWERS INC	CVGW	30
CALI HOLDINGS INC	3CALI	30
CENTENNIAL SPECLTY FOODS CP	CHLE	30
CHAMPIONLYTE HOLDINGS INC	3CPLY	30
CHINA NATURAL RESOURCES INC	CHNR	30
COFFEE HOLDING CO INC-REDH	JVA	30
DIAMOND FOODS INC -REDH	DMND	30
DOANE PET CARE CO	3602B	30
EAGLE FAMILY FOODS HLDGS INC	9797B	30
ELAMEX S A DE CV	ELAM	30
ELDORADO ARTESIAN SPRNGS INC	3ELDO	30
G WILLI-FOOD INTL LTD	WILCF	30
GALLAHER GROUP PLC -ADR	GLH	30
GARUDA CAPITAL CORP	3GRUA	30
GEOPHARMA INC	GORX	30
HEALTH SCIENCES GROUP INC	3HESG	30
HOUSE OF BRUSSELS CHOCOLATES	3HBSL	30
ICY SPLASH FOOD & BEVERAGE	3IFBV	30
IMPERIAL GINSENG PRODS LTD	IGPFF	30
INTEGRATED BIOPHARMA INC	INB	30
LION-GRI INTERNATIONAL INC	3LGIIE	30
LOEWS CP-CAROLINA GROUP	CG	30
MANNATECH INC	MTEX	30
MED GEN INC	3MDGN	30
MEDIFAST INC	MED	30
MERISANT WORLDWIDE INC-REDH	MERI	30
MILITARY RESALE GROUP INC	MYRG	30
NATROL INC	NTOL	30
NATURADE INC	3NRDC	30
NATURAL HEALTH TRENDS CORP	BHIP	30
NEW DRAGON ASIA CORP	NWD	30
NORTH ATLANTIC TRADING INC	0199B	30
NUTRITIONAL SOURCING CORP	9448B	30
NUVIM INC-REDH	NUVM	30
OVERHILL FARMS INC	OFI	30
PHILIPP BROTHERS CHEMICALS	0278B	30
POORE BROTHERS INC	SNAK	30
PYRAMID BREWERIES INC	PMID	30

RAPTOR INVESTMENTS INC	RAPT	30
REDHOOK ALE BREWERY INC	HOOK	30
REV HOLDINGS INC	9783B	30
REVLON INC -CL A	REV	30
SCHEID VINEYARDS INC -CL A	SVIN	30
SHERWOOD BRANDS INC	SHDB	30
SIGNATURE EYEWEAR INC	SEYE	30
SKINVISIBLE INC	3SKVI	30
SPECTRUM ORGANIC PRODUCTS	3SPOP	30
SPONGETECH DELIVERY SYS-REDH	0739B	30
STATER BROS HOLDINGS INC	9490B	30
TOM'S FOODS INC	9890B	30
UNIMARK GROUP INC	UNMG	30
USANA HEALTH SCIENCES INC	USNA	30
VITA FOOD PRODUCTS INC	VSF	30
VITACUBE SYSTEMS HLDGS INC	PRH	30
VITAL LIVING INC	3VTLV	30
VITALSTATE INC	3VTST	30
WHOLE LIVING INC	3WLIV	30
WILLAMETTE VALLEY VINEYARDS	WVVI	30
XSTREAM BEVERAGE NETWORK INC	3XSBV	30

Sum=2 means keep	CEQ > 0	Average 1993-2004 ROE
2	1	26.0
2	1	28.7
2	1	4.4
2	1	13.5
2	1	10.1
2	1	17.6
2	1	11.4
2	1	11.0
2	1	4.8
2	1	5.7
2	1	10.9
2	1	10.4
2	1	8.9
2	1	26.8
2	1	8.5
2	1	-2.8
2	1	4.2
2	1	-20.4
2	1	23.4
2	1	-32.8
2	1	19.5
2	1	9.1
2	1	29.1
2	1	5.6
2	1	6.4
2	1	2.1
2	1	7.4
2	1	9.4
2	1	8.5
2	1	19.2
2	1	8.4
2	1	6.3
2	1	10.2
2	1	22.8
2	1	-2.2
2	1	15.2
2	1	14.5
2	1	2.1
2	1	14.2
2	1	12.2
2	1	16.1
2	1	13.6
2	1	8.1
2	1	13.5
2	1	21.3
2	1	10.1

2	1	9.2
2	1	11.7
2	1	13.1
2	1	18.7
2	1	5.4
2	1	8.6
2	1	16.2
2	1	12.2
2	1	27.4
2	1	10.3
2	1	17.4
2	1	7.4
2	1	18.5
2	1	17.1
2	1	4.5
2	1	-3.7
2	1	12.7
2	1	11.0
2	1	15.2
2	1	-1.0
2	1	10.0
2	1	6.6
2	1	8.1
2	1	12.9
2	1	12.1
2	1	18.3
2	1	13.1
2	1	16.9
2	1	16.9
2	1	21.8
2	1	12.5
2	1	21.1
2	1	11.3
2	1	17.8
2	1	5.0
2	1	18.0
2	1	-0.2
2	1	12.5
2	1	14.7
2	1	19.9
2	1	-10.5
2	1	14.9
2	1	18.1
2	1	19.1
2	1	52.3
2	1	5.0
2	1	9.0
2	1	20.9
2	1	6.7
2	1	25.0
2	1	16.4

2	1	17.9
2	1	12.8
2	1	3.3
2	1	11.5
2	1	13.4
2	1	21.4
2	1	3.6
2	1	25.1
2	1	7.7
2	1	-7.9
2	1	14.4
2	1	11.4
2	1	10.8
2	1	4.2
2	1	24.0
2	1	23.5
2	1	23.5
2	1	14.7
2	1	15.0
2	1	13.1
2	1	-4.3
2	1	50.3
2	1	14.7
2	1	12.4
2	1	13.4
2	1	-13.6
2	1	16.2
2	1	14.5
2	1	8.9
2	1	19.3
2	1	11.7
2	1	8.8
2	1	20.6
2	1	21.1
2	1	18.9
2	1	16.1
2	1	10.5
2	1	9.4
2	1	22.0
2	1	11.9
2	1	4.9
2	1	18.7
2	1	16.6
2	1	9.0
2	1	4.1
2	1	11.7
2	1	5.6
2	1	13.9
2	1	1.5
2	1	32.7
2	1	15.0

2	1	-6.5
2	1	20.7
2	1	10.2
2	1	4.4
2	1	16.5
2	1	16.4
2	1	10.6
2	1	9.3
2	1	10.5
2	1	7.3
2	1	0.2
2	1	1.6
2	1	4.4
2	1	8.5
2	1	28.8
2	1	13.3
2	1	2.3
2	1	15.2
2	1	17.1
2	1	10.1
2	1	13.7
2	1	11.6
2	1	-4.7
2	1	-5.1
2	1	26.8
2	1	18.6
2	1	19.0
2	1	12.4
2	1	11.7
2	1	12.4
2	1	19.3
2	1	0.7
2	1	13.3
2	1	37.1
2	1	25.8
2	1	10.8
2	1	5.1
2	1	7.0
2	1	6.5
2	1	10.4
2	1	14.0
2	1	10.7
2	1	-1.8
2	1	2.7
2	1	2.7
2	1	19.1
2	1	17.9
2	1	10.3
2	1	9.9
2	1	10.2
2	1	12.3

2	1	11.1
2	1	-6.2
2	1	12.7
2	1	20.2
2	1	19.5
2	1	19.5
2	1	14.1
2	1	11.4
2	1	13.7
2	1	8.6
2	1	7.6
2	1	11.2
2	1	12.4
2	1	-14.7
2	1	35.5
2	1	9.6
2	1	12.4
2	1	3.3
2	1	8.6
2	1	8.0
2	1	7.4
2	1	16.2
2	1	7.4
2	1	4.8
2	1	15.6
2	1	13.4
2	1	17.6
2	1	16.3
2	1	19.9
2	1	21.4
2	1	5.3
2	1	11.2
2	1	12.3
2	1	20.9
2	1	13.1
2	1	1.0
2	1	3.6
2	1	10.9
2	1	12.6
2	1	13.8
2	1	14.1
2	1	3.3
2	1	4.0
2	1	14.0
2	1	4.6
2	1	17.2
2	1	5.9
2	1	4.9
2	1	3.4
2	1	-0.8
2	1	18.8

2	1	14.5
2	1	-15.4
2	1	8.7
2	1	13.8
2	1	13.4
2	1	14.5
2	1	15.8
2	1	15.8
2	1	6.7
2	1	12.2
2	1	8.0
2	1	2.5
2	1	5.9
2	1	15.5
2	1	5.6
2	1	13.1
2	1	7.9
2	1	6.0
2	1	7.6
2	1	9.4
2	1	14.5
2	1	21.5
2	1	16.1
2	1	22.2
2	1	16.0
2	1	13.4
2	1	11.0
2	1	12.1
2	1	13.8
2	1	8.5
2	1	10.5
2	1	13.1
2	1	7.6
2	1	11.1
2	1	9.1
2	1	12.0
2	1	7.9
2	1	9.6
2	1	2.3
2	1	10.0
2	1	15.4
2	1	13.5
2	1	6.8
2	1	-20.0
2	1	5.5
2	1	7.6
2	1	13.1
2	1	7.7
2	1	19.6
2	1	-2.9
2	1	15.9

2	1	23.5
2	1	8.3
2	1	6.2
2	1	6.7
2	1	46.3
2	1	3.3
2	1	6.1
2	1	16.5
2	1	7.4
2	1	4.1
2	1	27.3
2	1	11.6
2	1	13.5
2	1	18.8
2	1	19.4
2	1	6.7
2	1	18.0
2	1	9.3
2	1	25.3
2	1	9.7
2	1	11.9
2	1	4.6
2	1	5.8
2	1	6.0
2	1	16.4
2	1	14.3
2	1	14.1
2	1	7.4
2	1	9.7
2	1	18.3
2	1	11.5
2	1	10.0
2	1	16.9
2	1	-34.8
2	1	22.9
2	1	18.5
2	1	-55.6
2	1	18.0
2	1	-9.7
2	1	29.0
2	1	15.2
2	1	12.0
2	1	14.9
2	1	34.9
2	1	17.8
2	1	17.8
2	1	3.3
2	1	-12.6
2	1	12.9
2	1	32.1
2	1	-7.4

2	1	19.1
2	1	17.0
2	1	13.2
2	1	11.8
2	1	10.2
2	1	-1.7
2	1	20.7
2	1	7.5
2	1	12.2
2	1	7.1
2	1	-0.4
2	1	13.8
2	1	14.7
2	1	4.3
2	1	12.5
2	1	6.9
2	1	22.2
2	1	7.2
2	1	14.6
2	1	15.6
2	1	9.1
2	1	9.7
2	1	-7.5
2	1	26.6
2	1	40.9
2	1	6.4
2	1	2.8
2	1	10.1
2	1	-3.8
2	1	22.6
2	1	78.2
2	1	12.0
2	1	28.4
2	1	7.4
2	1	21.3
2	1	14.1
2	1	13.7
2	1	4.2
2	1	18.0
2	1	5.4
2	1	20.2
2	1	13.8
2	1	5.5
2	1	19.2
2	1	14.9
2	1	11.7
2	1	7.5
2	1	-4.1
2	1	12.4
2	1	9.2
2	1	-3.1

2	1	9.1
2	1	0.2
2	1	18.0
2	1	18.0
2	1	10.7
2	1	26.4
2	1	0.7
2	1	0.1
2	1	8.3
2	1	9.2
2	1	5.6
2	1	15.6
2	1	3.6
2	1	23.4
2	1	28.6
2	1	13.3
2	1	25.4
2	1	25.4
2	1	7.7
2	1	20.7
2	1	17.6
2	1	9.4
2	1	1.1
2	1	13.9
2	1	13.8
2	1	8.3
2	1	10.9
2	1	26.5
2	1	11.6
2	1	5.5
2	1	12.1
2	1	10.6
2	1	6.2
2	1	24.9
2	1	12.9
2	1	15.6
2	1	16.1
2	1	6.3
2	1	9.1
2	1	10.9
2	1	13.1
2	1	11.9
2	1	19.2
2	1	12.9
2	1	16.3
2	1	0.5
2	1	14.4
2	1	6.1
2	1	2.9
2	1	12.4
2	1	-0.1

2	1	5.4
2	1	12.5
2	1	38.7
2	1	16.4
2	1	7.4
2	1	23.7
2	1	13.1
2	1	-2.2
2	1	12.9
2	1	7.7
2	1	16.9
2	1	3.7
2	1	21.5
2	1	13.2
2	1	18.8
2	1	7.5
2	1	17.0
2	1	9.2
2	1	9.3
2	1	19.0
2	1	19.5
2	1	14.6
2	1	-12.5
2	1	11.7
2	1	9.5
2	1	3.8
2	1	20.7
2	1	16.2
2	1	20.5
2	1	7.5
2	1	10.1
2	1	24.7
2	1	17.2
2	1	9.3
2	1	17.2
2	1	4.4
2	1	27.5
2	1	11.6
2	1	19.0
2	1	-3.5
2	1	15.8
2	1	3.0
2	1	12.7
2	1	9.3
2	1	0.1
2	1	17.1
2	1	17.8
2	1	128.1
2	1	10.1
2	1	17.6
2	1	24.4

2	1	18.8
2	1	19.6
2	1	14.1
2	1	19.1
2	1	14.3
2	1	6.8
2	1	9.0
2	1	7.5
2	1	9.7
2	1	14.1
2	1	17.5
2	1	13.5
2	1	11.4
2	1	3.7
2	1	6.6
2	1	11.7
2	1	22.5
2	1	-44.3
2	1	7.4
2	1	18.0
2	1	12.5
2	1	3.4
2	1	19.4
2	1	2.7
2	1	6.0
2	1	13.3
2	1	11.0
2	1	14.4
2	1	12.5
2	1	1.9
2	1	25.8
2	1	26.9
2	1	19.7
2	1	12.1
2	1	18.3
2	1	5.1
2	1	20.4
2	1	6.1
2	1	5.6
2	1	4.6
2	1	5.0
2	1	15.1
2	1	2.3
2	1	-6.3
2	1	45.7
2	1	16.0
2	1	14.4
2	1	17.0
2	1	9.1
2	1	14.1
2	1	15.7

2	1	9.7
2	1	22.1
2	1	5.9
2	1	8.4
2	1	26.7
2	1	17.5
2	1	15.6
2	1	1.8
2	1	38.7
2	1	13.8
2	1	6.4
2	1	26.8
2	1	13.3
2	1	12.9
2	1	17.5
2	1	10.2
2	1	5.8
2	1	13.3
2	1	15.6
2	1	12.5
2	1	4.6
2	1	15.3
2	1	7.4
2	1	8.5
2	1	10.7
2	1	22.4
2	1	2.7
2	1	24.4
2	1	8.2
2	1	17.6
2	1	3.5
2	1	8.4
2	1	8.6
2	1	5.6
2	1	-4.2
2	1	8.3
2	1	11.4
2	1	19.2
2	1	3.0
2	1	0.2
2	1	6.4
2	1	7.7
2	1	2.4
2	1	12.7
2	1	16.4
2	1	16.9
2	1	14.1
2	1	12.2
2	1	0.6
2	1	7.2
2	1	25.5

2	1	15.9
2	1	4.5
2	1	8.3
2	1	17.0
2	1	19.4
2	1	9.4
2	1	2.8
2	1	15.6
2	1	10.5
2	1	18.0
2	1	13.9
2	1	14.2
2	1	17.1
2	1	16.3
2	1	22.9
2	1	-7.5
2	1	34.9
2	1	20.6
2	1	16.2
2	1	7.6
2	1	7.6
2	1	5.4
2	1	18.2
2	1	9.4
2	1	8.4
2	1	11.3
2	1	-1.7
2	1	4.8
2	1	19.1
2	1	-0.3
2	1	16.8
2	1	16.2
2	1	1.1
2	1	4.0
2	1	4.3
2	1	16.3
2	1	7.4
2	1	14.0
2	1	11.4
2	1	6.2
2	1	-8.7
2	1	14.2
2	1	15.6
2	1	23.7
2	1	17.6
2	1	24.2
2	1	7.8
2	1	12.5
2	1	-8.8
2	1	3.5
2	1	15.7

2	1	17.1
2	1	10.0
2	1	43.2
2	1	10.9
2	1	38.6
2	1	8.0
2	1	14.6
2	1	13.2
2	1	22.0
2	1	24.2
2	1	22.6
2	1	11.9
2	1	6.1
2	1	-12.6
2	1	7.8
2	1	15.5
2	1	25.0
2	1	57.1
2	1	43.0
2	1	7.5
2	1	19.8
2	1	12.4
2	1	76.8
2	1	18.0
2	1	13.9
2	1	12.0
2	1	9.2
2	1	7.9
2	1	9.2
2	1	11.3
2	1	21.3
2	1	5.4
2	1	13.7
2	1	-8.3
2	1	3.8
2	1	9.2
2	1	3.6
2	1	7.7
2	1	11.8
2	1	38.9
2	1	5.8
2	1	-7.4
2	1	11.1
2	1	34.7
2	1	27.7
2	1	29.7
2	1	17.1
2	1	-14.3
2	1	8.7
2	1	14.1
2	1	6.7

2	1	9.2
2	1	50.5
2	1	25.7
2	1	4.8
2	1	21.1
2	1	23.3
2	1	11.5
2	1	8.1
2	1	6.7
2	1	0.1
2	1	25.5
2	1	4.8
2	1	4.0
2	1	9.8
2	1	5.8
2	1	19.4
2	1	23.4
2	1	17.0
2	1	19.3
2	1	6.9
2	1	9.7
2	1	11.5
2	1	29.5
2	1	11.3
2	1	44.0
2	1	14.1
2	1	27.6
2	1	18.8
2	1	12.0
2	1	11.1
2	1	27.3
2	1	13.6
2	1	6.4
2	1	51.8
2	1	5.2
2	1	9.1
2	1	3.3
2	1	5.0
2	1	14.2
2	1	11.7
2	1	0.5
2	1	2.4
2	1	-2.2
2	1	12.8
2	1	25.9
2	1	15.6
2	1	19.9
2	1	8.4
2	1	-3.8
2	1	34.2
2	1	30.0

2	1	18.8
2	1	-9.9
2	1	6.9
2	1	21.6
2	1	19.0
2	1	37.4
2	1	9.5
2	1	10.4
2	1	11.7
2	1	29.1

Average	12.5
Std. Dev.	11.5
+1 Std. Dev	24.0
-1 Std. Dev.	0.9

Company Name	Ticker Symbol	GICS Economic Sector	Beta[Y03]	Beta[Y04]	12 years ceq data	CEQ 2003 > 50
ALDERWOODS GROUP INC	AWGI	25	-35.902	-34.937	1	1
ALLIED DEFENSE GROUP INC	ADG	20	-0.522	-0.624	1	1
HEALTHCARE SERVICES GROUP	HCSG	20	-0.481	-0.609	1	1
MARSH SUPERMARKETS -CL B	MARSB	30	-0.322	-0.073	1	1
NORTHROP GRUMMAN CORP	NOC	20	-0.317	-0.124	1	1
HANCOCK FABRICS INC	HKF	25	-0.3	-0.078	1	1
LOCKHEED MARTIN CORP	LMT	20	-0.282	-0.144	1	1
HERSHEY CO	HSY	30	-0.262	-0.21	1	1
MINE SAFETY APPLIANCES CO	MSA	20	-0.247	-0.219	1	1
SPARTAN MOTORS INC	SPAR	25	-0.246	-0.243	1	1
ALLIANT TECHSYSTEMS INC	ATK	20	-0.233	-0.325	1	1
GP STRATEGIES CP	GPX	20	-0.228	-0.142	1	1
EDO CORP	EDO	20	-0.221	-0.194	1	1
FRESH BRANDS INC	FRSH	30	-0.219	-0.158	1	1
GTECH HOLDINGS CORP	GTK	25	-0.211	-0.247	1	1
STANDARD COMMERCIAL CORP	STW	30	-0.185	0.215	1	1
ELSCINT LTD -ORD	ELT	25	-0.168	0.007	1	1
ANDERSONS INC	ANDE	25	-0.157	-0.097	1	1
DRS TECHNOLOGIES INC	DRS	20	-0.152	-0.228	1	1
ENGINEERED SUPPORT SYSTEMS	EASI	20	-0.133	0.116	1	1
CHROMCRAFT REVINGTON INC	CRC	25	-0.132	-0.054	1	1
OLD DOMINION FREIGHT	ODFL	20	-0.131	0.183	1	1
WEYCO GROUP INC	WEYS	25	-0.129	-0.114	1	1
DREYER'S GRAND ICE CRM HLDGS	DRYR	30	-0.123	0.077	1	1
SYMS CORP	SYM	25	-0.105	0.023	1	1
NOLAND COMPANY	NOLD	25	-0.103	-0.036	1	1
ANHEUSER-BUSCH COS INC	BUD	30	-0.101	-0.052	1	1
FRISCH'S RESTAURANTS INC	FRS	25	-0.099	@NA	1	1
COTT CORP QUE	COT	30	-0.086	-0.109	1	1
FEDERAL SCREW WORKS	FSCR	25	-0.082	-0.093	1	1
INTL SHIPHOLDING CORP	ISH	20	-0.081	0.009	1	1
HARLAND (JOHN H.) CO	JH	20	-0.055	-0.053	1	1
BON-TON STORES INC	BONT	25	-0.054	0.001	1	1
NATURES SUNSHINE PRODS INC	NATR	30	-0.048	0.285	1	1
FIRST REPUBLIC CORP AMERICA	FRPC	30	-0.044	-0.188	1	1
HANOVER FOODS CORP/PA	HNFSA	30	-0.043	@NA	1	1
CENTRAL GARDEN & PET CO	CENT	30	-0.041	0.245	1	1
MATTEL INC	MAT	25	-0.039	0.213	1	1
HAGGAR CORP	HGGR	25	-0.033	-0.042	1	1
VIRCO MANUFACTURING CORP	VIR	25	-0.016	0.074	1	1
UNIVERSAL CORP/VA	UVV	30	-0.015	0.106	1	1
COCA-COLA ENTERPRISES	CCE	30	-0.011	0.03	1	1
STURM RUGER & CO INC	RGR	25	-0.009	0.047	1	1
TWIN DISC INC	TWIN	20	-0.005	0.043	1	1
SUPERIOR UNIFORM GROUP INC	SGC	25	-0.005	0.1	1	1
OSHKOSH B'GOSH INC -CL A	GOSHA	25	0.001	-0.059	1	1

KELLOGG CO	K	30	0.002	-0.007	1	1
MCCORMICK & COMPANY INC	MKC	30	0.004	0.053	1	1
CPI CORP	CPY	25	0.014	0.178	1	1
WACOAL CORP -ADR	WACLY	25	0.014	-0.042	1	1
JARDEN CORP	JAH	25	0.02	0.179	1	1
CRUZAN INTERNATIONAL INC	RUM	30	0.022	0.01	1	1
CURTISS-WRIGHT CORP	CW	20	0.024	0.048	1	1
ASHWORTH INC	ASHW	25	0.03	0.148	1	1
DIXIE GROUP INC	DXYN	25	0.031	0.199	1	1
MARTEN TRANSPORT LTD	MRTN	20	0.033	0.165	1	1
PATRICK INDUSTRIES INC	PATK	20	0.034	0.14	1	1
CADBURY SCHWEPPES PLC -ADS	CSG	30	0.037	0.26	1	1
FROZEN FOOD EXPRESS INDS	FFEX	20	0.039	0.358	1	1
APPLIED SIGNAL TECHNOLOGY	APSG	20	0.04	0.247	1	1
JO-ANN STORES INC	JAS	25	0.041	0.026	1	1
BRIDGFORD FOODS CORP	BRID	30	0.042	0.017	1	1
COCA-COLA BTLNG CONS	COKE	30	0.048	0.145	1	1
GREY GLOBAL GROUP INC	GREY	25	0.049	0.122	1	1
APPLIED INDUSTRIAL TECH INC	AIT	20	0.053	0.19	1	1
GYMBOREE CORP	GYMB	25	0.054	0.148	1	1
UNILEVER N V -ADR	UN	30	0.081	0.239	1	1
WATTS WATER TECHNOLOGIES INC	WTS	20	0.089	0.303	1	1
BOB EVANS FARMS	BOBE	25	0.092	0.363	1	1
ENNIS INC	EBF	20	0.098	0.271	1	1
PEPSIAMERICAS INC	PAS	30	0.099	0.295	1	1
INTL ALUMINUM	IAL	20	0.104	0.184	1	1
ROLLINS INC	ROL	20	0.112	0.186	1	1
SMITH (A O) CORP	AOS	20	0.112	0.191	1	1
SMUCKER (JM) CO	SJM	30	0.124	0.076	1	1
BENIHANA INC -CL A	BNHNA	25	0.13	0.444	1	1
HERLEY INDUSTRIES INC/DE	HRLY	20	0.133	-0.09	1	1
JOHNSON OUTDOORS INC -CL A	JOUT	25	0.133	0.199	1	1
SENECA FOODS CORP -CL B	SENEB	30	0.138	0.087	1	1
ALLEGHANY CORP	Y	20	0.143	0.137	1	1
ALICO INC	ALCO	30	0.145	0.296	1	1
MONRO MUFFLER BRAKE INC	MNRO	25	0.15	0.366	1	1
HORMEL FOODS CORP	HRL	30	0.15	0.142	1	1
BANTA CORP	BN	20	0.151	0.364	1	1
SCHAWK INC -CL A	SGK	20	0.151	0.374	1	1
LANCE INC	LNCE	30	0.151	0.33	1	1
CUBIC CORP	CUB	20	0.157	0.093	1	1
CONSTELLATION BRANDS -CL A	STZ	30	0.163	0.273	1	1
WEIS MARKETS INC	WMK	30	0.163	0.104	1	1
GRAY TELEVISION INC	GTN	25	0.166	0.174	1	1
PERFORMANCE FOOD GROUP CO	PFGC	30	0.167	0.079	1	1
INGLES MARKETS INC -CL A	IMKTA	30	0.168	0.104	1	1
MCCLATCHY CO -CL A	MNI	25	0.17	0.191	1	1
WRIGLEY (WM) JR CO	WWY	30	0.17	0.069	1	1
TODD SHIPYARDS CORP	TOD	20	0.171	0.173	1	1
HARTE HANKS INC	HHS	25	0.175	0.242	1	1
MAUI LAND & PINEAPPLE CO	MLP	30	0.175	0.15	1	1

RUBY TUESDAY INC	RI	25	0.18	@NA	1	1
FOSTER (LB) CO	FSTR	20	0.181	0.218	1	1
APPLEBEES INTL INC	APPB	25	0.183	0.355	1	1
CROSS (A.T.) & CO -CL A	ATX	20	0.188	0.066	1	1
BRITISH AMERN TOB PLC -ADR	BTI	30	0.188	0.393	1	1
CEDAR FAIR -LP	FUN	25	0.191	0.305	1	1
VALMONT INDUSTRIES	VMI	20	0.194	0.165	1	1
STARRETT (L.S.) CO -CL A	SCX	20	0.203	0.262	1	1
RUDDICK CORP	RDK	30	0.206	0.165	1	1
LANDRYS RESTAURANTS INC	LNY	25	0.208	0.29	1	1
BUILDING MATERIALS HLDG CP	BMHC	25	0.212	0.171	1	1
ALAMO GROUP INC	ALG	20	0.213	0.362	1	1
USA TRUCK INC	USAK	20	0.216	0.471	1	1
FARMER BROS CO	FARM	30	0.221	0.06	1	1
EXPONENT INC	EXPO	20	0.222	0.108	1	1
O'CHARLEY'S INC	CHUX	25	0.225	0.229	1	1
SERVICEMASTER CO	SVM	25	0.225	0.364	1	1
RAYTHEON CO	RTN	20	0.227	0.364	1	1
PAPA JOHNS INTERNATIONAL INC	PZZA	25	0.228	0.462	1	1
UNIFIRST CORP	UNF	25	0.228	0.387	1	1
ANGELICA CORP	AGL	20	0.23	0.251	1	1
BARNES GROUP INC	B	20	0.234	0.331	1	1
FRANKLIN ELECTRIC CO INC	FELE	20	0.238	0.299	1	1
DUCKWALL ALCO STORES INC	DUCK	25	0.239	0.272	1	1
RAVEN INDUSTRIES INC	RAVN	20	0.243	0.336	1	1
GRANITE CONSTRUCTION INC	GVA	20	0.244	0.322	1	1
ARDEN GROUP INC -CL A	ARDNA	30	0.245	0.331	1	1
CBRL GROUP INC	CBRL	25	0.247	-0.021	1	1
JAMESON INNS INC	JAMS	25	0.247	0.3	1	1
BLOCK H & R INC	HRB	25	0.248	0.252	1	1
KIMBALL INTERNATIONAL -CL B	KBALB	25	0.249	0.315	1	1
GENLYTE GROUP INC	GLYT	20	0.25	0.442	1	1
KADANT INC	KAI	20	0.25	0.32	1	1
CALIFORNIA COASTAL CMNTYS	CALC	25	0.25	0.389	1	1
WASHINGTON POST -CL B	WPO	25	0.253	0.31	1	1
HELEN OF TROY CORP LTD	HELE	25	0.254	0.427	1	1
KIMBERLY-CLARK CORP	KMB	30	0.254	0.14	1	1
ALBERTSONS INC	ABS	30	0.256	0.382	1	1
LAZARE KAPLAN INTERNATIONAL	LKI	25	0.259	@NA	1	1
AMREP CORP	AXR	20	0.26	0.46	1	1
RYAN'S RESTAURANT GROUP INC	RYAN	25	0.26	0.187	1	1
DIMON INC	DMN	30	0.263	0.382	1	1
MET-PRO CORP	MPR	20	0.264	0.317	1	1
TENNANT CO	TNC	20	0.265	0.415	1	1
ALTRIA GROUP INC	MO	30	0.265	0.565	1	1
RUSS BERRIE & CO INC	RUS	25	0.267	0.248	1	1
AMPCO-PITTSBURGH CORP	AP	20	0.269	0.381	1	1
BADGER METER INC	BMI	20	0.269	0.344	1	1
LONGS DRUG STORES CORP	LDG	30	0.273	0.376	1	1
FLEXSTEEL INDS	FLXS	25	0.274	0.313	1	1
PATRIOT TRANSN HOLDING INC	PATR	20	0.275	0.229	1	1

CONAGRA FOODS INC	CAG	30	0.275	@NA	1	1
INTL SPEEDWAY CORP -CL A	ISCA	25	0.276	0.219	1	1
SONIC CORP	SONC	25	0.276	0.044	1	1
COCA-COLA CO	KO	30	0.28	0.242	1	1
ALBERTO-CULVER CO	ACV	30	0.281	0.254	1	1
LINDSAY MANUFACTURING CO	LNN	20	0.282	0.433	1	1
PIER 1 IMPORTS INC/DE	PIR	25	0.282	0.665	1	1
CHURCH & DWIGHT INC	CHD	30	0.284	0.368	1	1
AMERCO	UHAL	20	0.286	0.468	1	1
BAKER (MICHAEL) CORP	BKR	20	0.286	0.319	1	1
QUEBECOR WORLD INC -SUB VTG	IQW	20	0.287	0.418	1	1
HEARTLAND EXPRESS INC	HTLD	20	0.289	0.371	1	1
DELTA & PINE LAND CO	DLP	30	0.289	0.303	1	1
JACK IN THE BOX INC	JBX	25	0.293	0.179	1	1
LANCASTER COLONY CORP	LANC	30	0.295	0.113	1	1
ML MACADAMIA ORCHARDS -LP	NUT	30	0.295	0.374	1	1
CASCADE CORP	CAE	20	0.297	0.503	1	1
KIRIN BREWERY LTD -ADR	KNBWY	30	0.298	0.391	1	1
KELLY SERVICES INC -CL A	KELYA	20	0.303	0.455	1	1
SARA LEE CORP	SLE	30	0.303	0.353	1	1
LANDSTAR SYSTEM INC	LSTR	20	0.304	0.276	1	1
PULITZER INC	PTZ	25	0.308	0.518	1	1
GILLETTE CO	G	30	0.309	0.279	1	1
TREDEGAR CORP	TG	20	0.31	0.239	1	1
LUXOTTICA GROUP SPA -ADR	LUX	25	0.313	0.379	1	1
SAVIA SA DE CV -ADR	VAI	30	0.314	0.232	1	1
COBRA ELECTRS CORP	COBR	25	0.316	0.326	1	1
CSS INDUSTRIES INC	CSS	25	0.318	0.354	1	1
HEINZ (H J) CO	HNZ	30	0.322	0.238	1	1
POWELL INDUSTRIES INC	POWL	20	0.325	0.44	1	1
MESTEK INC	MCC	25	0.325	0.273	1	1
BALDOR ELECTRIC CO	BEZ	20	0.327	0.428	1	1
BROWN-FORMAN -CL B	BF.B	30	0.329	0.278	1	1
DREW INDUSTRIES INC	DW	25	0.33	0.389	1	1
WORLDWIDE RESTAURANT CONCEP	SZ	25	0.331	0.607	1	1
ARCHER-DANIELS-MIDLAND CO	ADM	30	0.331	0.381	1	1
SPARTON CORP	SPA	20	0.336	0.24	1	1
LONE STAR STEAKHOUSE SALOON	STAR	25	0.343	0.359	1	1
GRIFFON CORP	GFF	20	0.348	0.437	1	1
WILEY (JOHN) & SONS -CL A	JW.A	25	0.351	0.175	1	1
ESCO TECHNOLOGIES INC	ESE	20	0.353	0.375	1	1
HARRAHS ENTERTAINMENT INC	HET	25	0.353	0.503	1	1
OIL DRI CORP AMERICA	ODC	30	0.354	0.402	1	1
NATIONAL PRESTO INDS INC	NPK	25	0.355	0.472	1	1
GEHL CO	GEHL	20	0.356	0.467	1	1
MODTECH HOLDINGS INC	MODTE	20	0.357	0.465	1	1
MOOG INC -CL A	MOG.A	20	0.358	0.212	1	1
DILLARDS INC -CL A	DDS	25	0.358	0.469	1	1
VILLAGE SUPER MARKET -CL A	VLGEA	30	0.36	0.542	1	1
TECUMSEH PRODUCTS CO -CL A	TECUA	20	0.364	0.492	1	1
NATUZZI SPA -ADR	NTZ	25	0.365	0.573	1	1

MAKITA CORP -ADR	MKTAY	25	0.366	0.656	1	1
HEICO CORP	HEI	20	0.369	0.472	1	1
WENDY'S INTERNATIONAL INC	WEN	25	0.379	0.448	1	1
CLOROX CO/DE	CLX	30	0.379	0.21	1	1
DEB SHOPS INC	DEBS	25	0.38	0.297	1	1
TYSON FOODS INC -CL A	TSN	30	0.38	0.375	1	1
CHURCHILL DOWNS INC	CHDN	25	0.381	0.344	1	1
FUJI PHOTO FILM -ADR	FUJIY	25	0.381	0.501	1	1
FEDDERS CORP	FJC	25	0.382	0.384	1	1
GRACO INC	GGG	20	0.388	0.406	1	1
SEQUA CORP -CL A	SQA.A	20	0.389	0.483	1	1
KAMAN CORP -CL A	KAMNA	20	0.39	0.475	1	1
UNITED RETAIL GROUP INC	URGI	25	0.392	0.703	1	1
BOOKS-A-MILLION INC	BAMM	25	0.393	0.538	1	1
FLUOR CORP	FLR	20	0.398	0.505	1	1
BLAIR CORP	BL	25	0.399	0.309	1	1
INTL GAME TECHNOLOGY	IGT	25	0.405	0.511	1	1
GENUINE PARTS CO	GPC	25	0.406	0.502	1	1
COLGATE-PALMOLIVE CO	CL	30	0.408	0.253	1	1
STRATEGIC DISTR INC	STRD	20	0.411	0.689	1	1
JACOBS ENGINEERING GROUP INC	JEC	20	0.413	0.286	1	1
QUIXOTE CORP	QUIX	20	0.414	0.494	1	1
NISSAN MOTOR CO LTD -ADR	NSANY	25	0.414	0.681	1	1
LSI INDS INC	LYTS	20	0.415	0.324	1	1
MOLSON COORS BREWING CO	TAP	30	0.415	0.475	1	1
LAYNE CHRISTENSEN CO	LAYN	20	0.418	0.628	1	1
PEPSICO INC	PEP	30	0.421	0.37	1	1
CLARCOR INC	CLC	20	0.425	0.4	1	1
APOGEE ENTERPRISES INC	APOG	20	0.426	0.341	1	1
MOVADO GROUP INC	MOV	25	0.43	0.434	1	1
WALGREEN CO	WAG	30	0.434	0.25	1	1
STATION CASINOS INC	STN	25	0.436	0.38	1	1
AARON RENTS INC	RNT	25	0.437	0.46	1	1
DSG INTERNATIONAL LTD	DSGIF	30	0.438	0.625	1	1
LAWSON PRODUCTS	LAWS	20	0.439	0.508	1	1
SAGA COMMUNICATIONS -CL A	SGA	25	0.44	0.502	1	1
NELSON (THOMAS) INC	TNM	25	0.441	0.425	1	1
AMERON INTERNATIONAL CORP	AMN	20	0.446	0.621	1	1
AUTOZONE INC	AZO	25	0.446	0.401	1	1
SAFEWAY INC	SWY	30	0.446	0.576	1	1
BUCKLE INC	BKE	25	0.45	0.639	1	1
LANCER CORP/TX	LAN	20	0.452	@NA	1	1
RUSSELL CORP	RML	25	0.452	0.425	1	1
REEBOK INTERNATIONAL LTD	RBK	25	0.455	0.601	1	1
CNF INC	CNF	20	0.46	0.549	1	1
STANDARD REGISTER CO	SR	20	0.46	0.604	1	1
SANFILIPPO JOHN B&SON	JBSS	30	0.463	1.026	1	1
ALEXANDER & BALDWIN INC	ALEX	20	0.466	0.656	1	1
INSURANCE AUTO AUCTIONS INC	IAAI	20	0.467	0.515	1	1
SUPERVALU INC	SVU	30	0.467	0.589	1	1
NATIONAL BEVERAGE CORP	FIZ	30	0.471	0.433	1	1

CEC ENTERTAINMENT INC	CEC	25	0.474	0.539	1	1
ABM INDUSTRIES INC	ABM	20	0.477	0.44	1	1
UNITED PARCEL SERVICE INC	UPS	20	0.477	0.494	1	1
SPORT CHALET INC	SPCH	25	0.478	0.504	1	1
KUBOTA CORP -ADR	KUB	20	0.48	0.391	1	1
KOMATSU LTD -ADR	KMTUY	20	0.481	0.627	1	1
PITNEY BOWES INC	PBI	20	0.481	0.583	1	1
AGCO CORP	AG	20	0.482	0.5	1	1
WASTE MANAGEMENT INC	WMI	20	0.482	0.342	1	1
UNION PACIFIC CORP	UNP	20	0.487	0.378	1	1
EW SCRIPPS -CL A	SSP	25	0.487	0.55	1	1
INTERCONTINENTAL HOTELS -ADR	IHG	25	0.487	0.516	1	1
FASTENAL CO	FAST	20	0.488	0.536	1	1
ELLIS PERRY INTL INC	PERY	25	0.489	0.414	1	1
NORFOLK SOUTHERN CORP	NSC	20	0.491	0.613	1	1
HONDA MOTOR LTD -AM SHARES	HMC	25	0.491	0.423	1	1
CASEYS GENERAL STORES INC	CASY	30	0.491	0.468	1	1
GENERAL BINDING CORP	GBND	20	0.492	0.696	1	1
QUAKER FABRIC CORP	QFAB	25	0.493	0.566	1	1
WD-40 CO	WDFC	30	0.493	0.418	1	1
UNIFI INC	UFI	25	0.494	0.501	1	1
DONALDSON CO INC	DCI	20	0.497	0.569	1	1
BRILLIANCE CHINA AUTO -ADR	CBA	25	0.497	0.682	1	1
DEERE & CO	DE	20	0.498	0.56	1	1
FINISHMASTER INC	FMST	25	0.498	0.535	1	1
MEREDITH CORP	MDP	25	0.502	0.354	1	1
MIDDLEBY CORP	MIDD	20	0.503	0.175	1	1
YELLOW ROADWAY CORP	YELL	20	0.504	0.583	1	1
GENERAL DYNAMICS CORP	GD	20	0.511	0.573	1	1
MAIR HOLDINGS INC	MAIR	20	0.512	0.632	1	1
ZAPATA CORP	ZAP	25	0.512	0.505	1	1
CVS CORP	CVS	30	0.512	0.533	1	1
STANDEX INTERNATIONAL CORP	SXI	20	0.514	0.367	1	1
G&K SERVICES INC -CL A	GKSRA	20	0.515	0.398	1	1
TOOTSIE ROLL INDUSTRIES INC	TR	30	0.518	0.618	1	1
IKON OFFICE SOLUTIONS	IKN	20	0.519	0.368	1	1
LIBERTY CORP	LC	25	0.519	0.634	1	1
RARE HOSPITALITY INTL INC	RARE	25	0.521	0.509	1	1
PEP BOYS-MANNY MOE & JACK	PBY	25	0.522	0.804	1	1
CASUAL MALE RETAIL GRP INC	CMRG	25	0.528	0.785	1	1
VF CORP	VFC	25	0.528	0.625	1	1
COURIER CORP	CRRC	25	0.53	0.615	1	1
SHOLODGE INC	LODG	20	0.532	0.66	1	1
BRINKS CO	BCO	20	0.533	0.744	1	1
MAGNA INTERNATIONAL -CL A	MGA	25	0.535	0.751	1	1
SCHOLASTIC CORP	SCHL	25	0.536	@NA	1	1
J & J SNACK FOODS CORP	JJSF	30	0.536	0.44	1	1
CATO CORP -CL A	CTR	25	0.537	0.803	1	1
SEARS ROEBUCK & CO	S	25	0.537	0.781	1	1
STEAK N SHAKE CO	SNS	25	0.537	0.465	1	1
SYSCO CORP	SYY	30	0.537	0.389	1	1

DONNELLEY (R R) & SONS CO	RRD	20	0.538	0.712	1	1
BASSETT FURNITURE INDS	BSET	25	0.539	0.784	1	1
DRESS BARN INC	DBRN	25	0.539	0.354	1	1
TORO CO	TTC	20	0.541	0.317	1	1
KELLWOOD CO	KWD	25	0.541	0.593	1	1
HUFFY CORP	HUFCQ	25	0.543	0.552	1	1
MGP INGREDIENTS INC	MGPI	30	0.544	0.557	1	1
BURLINGTON NORTHERN SANTA FE	BNI	20	0.547	0.597	1	1
NASH FINCH CO	NAFC	30	0.55	0.588	1	1
VELCRO INDUSTRIES N V	VELCF	25	0.555	0.577	1	1
CDI CORP	CDI	20	0.556	0.651	1	1
MCGRAW-HILL COMPANIES	MHP	25	0.559	0.449	1	1
LINCOLN ELECTRIC HLDGS INC	LECO	20	0.561	0.662	1	1
DUCOMMUN INC	DCO	20	0.569	0.536	1	1
PANERA BREAD CO	PNRA	25	0.57	0.832	1	1
TELEFLEX INC	TFX	20	0.571	0.833	1	1
LYDALL INC	LDL	20	0.573	1.024	1	1
NBTY INC	NTY	30	0.574	0.956	1	1
ELKCORP	ELK	20	0.576	0.429	1	1
ITT INDUSTRIES INC	ITT	20	0.577	0.652	1	1
3M CO	MMM	20	0.579	0.548	1	1
REGIS CORP/MN	RGS	25	0.579	0.388	1	1
NEWELL RUBBERMAID INC	NWL	25	0.58	0.475	1	1
PROVIDENCE AND WORCESTER RR	PWX	20	0.582	0.776	1	1
MERITAGE HOMES CORP	MTH	25	0.586	0.872	1	1
FEDEX CORP	FDX	20	0.591	@NA	1	1
KAYDON CORP	KDN	20	0.593	0.658	1	1
KIRBY CORP	KEX	20	0.593	0.624	1	1
TRC COS INC	TRR	20	0.594	0.538	1	1
BRINKER INTL INC	EAT	25	0.594	0.402	1	1
R & B INC	RBIN	25	0.594	0.845	1	1
ARCADIS NV -ADR	ARCAF	20	0.596	0.699	1	1
GORMAN-RUPP CO	GRC	20	0.596	0.669	1	1
STANDARD MOTOR PRODS	SMP	25	0.599	0.727	1	1
ACETO CORP	ACET	20	0.6	0.992	1	1
AMETEK INC	AME	20	0.601	0.69	1	1
CSX CORP	CSX	20	0.606	0.747	1	1
NASHUA CORP	NSH	20	0.609	0.847	1	1
CHRONIMED INC	CHMD	30	0.611	0.486	1	1
CORRECTIONAL SERVICES CORP	CSCQ	20	0.613	0.781	1	1
TRINITY INDUSTRIES	TRN	20	0.615	0.692	1	1
SKYLINE CORP	SKY	25	0.615	@NA	1	1
WINN-DIXIE STORES INC	WNDXQ	30	0.617	0.5	1	1
FREDS INC	FRED	25	0.62	0.718	1	1
HANDLEMAN CO	HDL	25	0.624	0.851	1	1
COLES MYER LTD -ADR	CM	30	0.627	0.542	1	1
TOPPS CO INC	TOPP	30	0.627	0.251	1	1
IHOP CORP	IHP	25	0.629	0.67	1	1
PILGRIMS PRIDE CORP	PPC	30	0.629	0.441	1	1
MCGRATH RENTCORP	MGRC	20	0.632	0.832	1	1
KB HOME	KBH	25	0.632	0.6	1	1

LA-Z-BOY INC	LZB	25	0.637	0.827	1	1
MANDALAY RESORT GROUP	MBG	25	0.638	0.668	1	1
ENESCO GROUP INC	ENC	25	0.639	0.712	1	1
SUPERIOR INDUSTRIES INTL	SUP	25	0.641	0.658	1	1
WOLVERINE WORLD WIDE	WWW	25	0.641	0.752	1	1
BIG LOTS INC	BLI	25	0.646	0.905	1	1
ROWE COMPANIES	ROW	25	0.646	0.879	1	1
GRAINGER (W W) INC	GWW	20	0.647	0.803	1	1
MITSUI & CO LTD -ADR	MITSY	20	0.648	0.436	1	1
DECKERS OUTDOOR CORP	DECK	25	0.649	1.058	1	1
NCI BUILDING SYSTEMS INC	NCS	20	0.651	0.665	1	1
EATON CORP	ETN	20	0.652	0.747	1	1
PHILLIPS-VAN HEUSEN CORP	PVH	25	0.655	0.587	1	1
RAILAMERICA INC	RRA	20	0.657	0.961	1	1
LUBYS INC	LUB	25	0.657	0.817	1	1
CHARMING SHOPPES INC	CHRS	25	0.66	0.784	1	1
TRIBUNE CO	TRB	25	0.661	0.512	1	1
FIAT SPA -ADR	FIA	25	0.662	0.779	1	1
KNIGHT-RIDDER INC	KRI	25	0.662	0.625	1	1
ARCTIC CAT INC	ACAT	25	0.663	0.872	1	1
AVATAR HOLDINGS INC	AVTR	25	0.663	0.692	1	1
SUPREME INDUSTRIES INC	STS	20	0.666	0.776	1	1
MGM MIRAGE	MGM	25	0.673	0.776	1	1
TOLL BROTHERS INC	TOL	25	0.673	0.805	1	1
ESTERLINE TECHNOLOGIES CORP	ESL	20	0.678	0.995	1	1
GANNETT CO	GCI	25	0.68	0.6	1	1
SYNAGRO TECHNOLOGIES INC	SYGR	20	0.681	0.301	1	1
HAVERTY FURNITURE	HVT	25	0.681	0.827	1	1
EXPEDITORS INTL WASH INC	EXPD	20	0.682	0.605	1	1
SHERWIN-WILLIAMS CO	SHW	25	0.685	0.711	1	1
FORTUNE BRANDS INC	FO	25	0.687	0.589	1	1
FAMILY DOLLAR STORES	FDO	25	0.691	0.499	1	1
CKE RESTAURANTS INC	CKR	25	0.697	1.118	1	1
STARBUCKS CORP	SBUX	25	0.697	0.465	1	1
CANADIAN PACIFIC RAILWAY LTD	CP	20	0.698	0.718	1	1
M/I HOMES INC	MHO	25	0.698	0.817	1	1
BARNES & NOBLE INC	BKS	25	0.7	0.795	1	1
HOVNANIAN ENTRPRS INC -CL A	HOV	25	0.7	0.746	1	1
MASCO CORP	MAS	20	0.701	0.758	1	1
RANK GROUP PLC -ADR	RANKY	25	0.704	0.837	1	1
BROOKSTONE INC	BKST	25	0.706	0.683	1	1
POLARIS INDS INC	PII	25	0.707	0.79	1	1
TANDY BRANDS ACCESSORIES INC	TBAC	25	0.708	0.506	1	1
AVERY DENNISON CORP	AVY	20	0.709	0.503	1	1
AAON INC	AAON	20	0.71	0.688	1	1
BOEING CO	BA	20	0.71	0.723	1	1
ISLE OF CAPRI CASINOS INC	ISLE	25	0.71	0.783	1	1
NIKE INC -CL B	NKE	25	0.71	@NA	1	1
ROBBINS & MYERS INC	RBN	20	0.716	0.712	1	1
MAY DEPARTMENT STORES CO	MAY	25	0.716	0.866	1	1
NEW YORK TIMES CO -CL A	NYT	25	0.717	0.567	1	1

AUTONATION INC	AN	25	0.718	0.786	1	1
ELECTRO RENT CORP	ELRC	20	0.719	@NA	1	1
FAIRCHILD CORP -CL A	FA	25	0.723	0.572	1	1
INTER PARFUMS INC	IPAR	30	0.723	0.871	1	1
CATALINA MARKETING CORP	POS	25	0.724	0.556	1	1
LEE ENTERPRISES INC	LEE	25	0.724	0.76	1	1
LENNAR CORP	LEN	25	0.727	0.55	1	1
ELXSI CORP	ELXS	25	0.729	0.659	1	1
IDEX CORP	IEX	20	0.73	0.77	1	1
LA QUINTA CORP	LQI	25	0.734	0.96	1	1
OUTBACK STEAKHOUSE INC	OSI	25	0.734	0.779	1	1
YORK INTERNATIONAL CORP	YRK	20	0.743	0.909	1	1
AMERICA'S CAR-MART INC	CRMT	25	0.744	0.544	1	1
RCM TECHNOLOGIES INC	RCMT	20	0.747	0.868	1	1
SUNOPTA INC	STKL	30	0.749	0.575	1	1
MEDIA GENERAL -CL A	MEG	25	0.753	0.842	1	1
SEABOARD CORP	SEB	30	0.753	0.971	1	1
MARCUS CORP	MCS	25	0.757	@NA	1	1
MCDONALD'S CORP	MCD	25	0.757	0.901	1	1
WATSCO INC	WSO	20	0.76	0.717	1	1
STANDARD PACIFIC CP	SPF	25	0.77	0.814	1	1
GOODYS FAMILY CLOTHING INC	GDYS	25	0.772	0.788	1	1
ACTION PERFORMANCE COS INC	ATN	25	0.776	0.577	1	1
OSHKOSH TRUCK CORP	OSK	20	0.777	0.749	1	1
HILTON HOTELS CORP	HLT	25	0.779	0.962	1	1
ESCALADE INC	ESCA	25	0.784	1.151	1	1
THOR INDUSTRIES INC	THO	25	0.788	0.743	1	1
CANADIAN NATIONAL RAILWAY CO	CNI	20	0.789	0.852	1	1
MASONITE INTERNATIONAL CORP	MHM	20	0.789	0.995	1	1
THOMAS INDUSTRIES INC	TII	20	0.79	0.809	1	1
WAL-MART STORES	WMT	30	0.79	0.506	1	1
EQUIFAX INC	EFX	20	0.791	0.9	1	1
SMITHFIELD FOODS INC	SFD	30	0.791	0.659	1	1
WINNEBAGO INDUSTRIES	WGO	25	0.792	0.954	1	1
PENNEY (J C) CO	JCP	25	0.795	1.035	1	1
SHOPKO STORES INC	SKO	25	0.796	0.885	1	1
O'REILLY AUTOMOTIVE INC	ORLY	25	0.798	0.885	1	1
COOPER INDUSTRIES LTD	CBE	20	0.799	0.989	1	1
RYDER SYSTEM INC	R	20	0.802	0.802	1	1
MATSUSHITA ELECTRIC -ADR	MC	25	0.802	0.887	1	1
PENN ENGR & MFG CORP	PNN	20	0.805	0.981	1	1
BANDAG INC	BDG	25	0.81	1.009	1	1
INTERACTIVE DATA CORP	IDC	25	0.81	0.686	1	1
SPHERION CORP	SFN	20	0.815	0.842	1	1
BOWNE & CO INC	BNE	20	0.816	0.905	1	1
EMERSON ELECTRIC CO	EMR	20	0.817	0.96	1	1
USF CORP	USFC	20	0.817	0.73	1	1
VERMONT PURE HOLDINGS LTD	VPS	30	0.819	0.639	1	1
LIFETIME HOAN CORP	LCUT	25	0.821	1.041	1	1
BROWN SHOE CO INC	BWS	25	0.822	0.932	1	1
MOHAWK INDUSTRIES INC	MHK	25	0.825	0.769	1	1

WOODWARD GOVERNOR CO	WGOV	20	0.826	0.968	1	1
HASBRO INC	HAS	25	0.827	0.846	1	1
JOHNSON CONTROLS INC	JCI	25	0.827	0.698	1	1
STANLEY FURNITURE CO INC	STLY	25	0.829	0.885	1	1
ILLINOIS TOOL WORKS	ITW	20	0.832	0.864	1	1
INTERPOOL INC	IPX	20	0.832	0.918	1	1
COACHMEN INDUSTRIES INC	COA	25	0.832	0.92	1	1
FOSSIL INC	FOSL	25	0.833	0.947	1	1
STEWART ENTERPRISES -CL A	STEI	25	0.835	1.189	1	1
TITAN INTERNATIONAL INC	TWI	20	0.836	1.07	1	1
ARKANSAS BEST CORP	ABFS	20	0.838	0.726	1	1
HARTMARX CORP	HMX	25	0.842	0.961	1	1
SHARPER IMAGE CORP	SHRP	25	0.842	1.128	1	1
WHOLE FOODS MARKET INC	WFMI	30	0.846	0.952	1	1
BRUNSWICK CORP	BC	25	0.85	0.894	1	1
MDC HOLDINGS INC	MDC	25	0.852	0.854	1	1
ROCKY SHOES & BOOTS INC	RCKY	25	0.852	1.06	1	1
SERVICE CORP INTERNATIONAL	SCI	25	0.852	1.126	1	1
SANDERSON FARMS INC	SAFM	30	0.854	1.1	1	1
SPARTAN STORES INC	SPTN	30	0.854	0.874	1	1
FEDERAL SIGNAL CORP	FSS	20	0.855	1.05	1	1
PALL CORP	PLL	20	0.855	1	1	1
HUBBELL INC -CL B	HUB.B	20	0.856	0.866	1	1
SOUTHWEST AIRLINES	LUV	20	0.858	0.871	1	1
DANAHER CORP	DHR	20	0.86	0.893	1	1
NORDSON CORP	NDSN	20	0.862	0.908	1	1
HARSCO CORP	HSC	20	0.863	0.959	1	1
TETRA TECH INC	TTEK	20	0.863	0.833	1	1
BENETTON GROUP SPA -ADR	BNG	25	0.866	1.025	1	1
MODINE MANUFACTURING CO	MOD	25	0.871	0.933	1	1
PUBLIX SUPER MARKETS INC	3PUSH	30	0.871	1.111	1	1
HAMPSHIRE GROUP LTD	HAMP	25	0.872	1.099	1	1
RYLAND GROUP INC	RYL	25	0.872	1.05	1	1
WOLVERINE TUBE INC	WLV	20	0.882	0.807	1	1
TJX COMPANIES INC	TJX	25	0.889	0.921	1	1
STANLEY WORKS	SWK	25	0.89	0.91	1	1
TBC CORP	TBCC	25	0.894	0.937	1	1
PENTAIR INC	PNR	20	0.896	0.978	1	1
UNIVERSAL FOREST PRODS INC	UFPI	20	0.896	0.905	1	1
GAYLORD ENTERTAINMENT CO	GET	25	0.901	0.946	1	1
MILLER (HERMAN) INC	MLHR	20	0.907	@NA	1	1
BRIGGS & STRATTON	BGG	20	0.91	1.07	1	1
JLG INDUSTRIES INC	JLG	20	0.91	1.053	1	1
CARNIVAL CORP	CCL	25	0.912	0.819	1	1
P.A.M. TRANSPORTATION SVCS	PTSI	20	0.913	0.906	1	1
MOBILE MINI INC	MINI	20	0.918	0.864	1	1
STRIDE RITE CORP	SRR	25	0.921	0.941	1	1
NACCO INDUSTRIES -CL A	NC	20	0.924	1.225	1	1
EASTMAN KODAK CO	EK	25	0.924	1.089	1	1
HNI CORP	HNI	20	0.925	0.89	1	1
INTRAWEST CORP	IDR	25	0.925	1.001	1	1

FLORIDA EAST COAST INDS	FLA	20	0.926	0.822	1	1
COSTCO WHOLESALE CORP	COST	30	0.927	0.804	1	1
ALBANY INTL CORP -CL A	AIN	20	0.931	0.996	1	1
COCA-COLA FEMSA DE C V -ADR	KOF	30	0.933	0.849	1	1
ELECTROLUX AB -ADR	ELUXY	25	0.936	0.996	1	1
GATX CORP	GMT	20	0.937	1.044	1	1
STAPLES INC	SPLS	25	0.94	1.136	1	1
ALLIED WASTE INDUSTRIES INC	AW	20	0.941	1.163	1	1
ROCKWELL AUTOMATION	ROK	20	0.943	0.928	1	1
PULTE HOMES INC	PHM	25	0.944	1.037	1	1
AZTAR CORP	AZR	25	0.947	0.888	1	1
AUDIOVOX CORP -CL A	VOXX	25	0.952	0.971	1	1
GOTTSCHALKS INC	GOT	25	0.954	1.221	1	1
SKF AB -ADR	SKFRY	20	0.961	0.982	1	1
ENCORE WIRE CORP	WIRE	20	0.964	1.279	1	1
PARKER-HANNIFIN CORP	PH	20	0.964	1.061	1	1
ROBERT HALF INTL INC	RHI	20	0.965	1.231	1	1
GRUPO TMM -ADR	TMM	20	0.971	0.924	1	1
LEGGETT & PLATT INC	LEG	25	0.972	1.027	1	1
SAUCONY INC -CL B	SCNYB	25	0.975	1.065	1	1
PERMA-FIX ENVIRONMENTAL SVCS	PESI	20	0.98	1.047	1	1
ROSS STORES INC	ROST	25	0.982	1.081	1	1
SHOE CARNIVAL INC	SCVL	25	0.985	0.991	1	1
FINISH LINE INC -CL A	FINL	25	0.991	1.25	1	1
PLAYBOY ENTERPRISES -CL B	PLA	25	0.992	1.11	1	1
BRADY CORP	BRC	20	0.995	0.787	1	1
JAPAN AIRLINES CORP -ADR	JALSY	20	0.995	1.105	1	1
CHEESECAKE FACTORY INC	CAKE	25	0.999	0.935	1	1

Excluded Companies

BELO CORP -SER A COM	BLC
CATERPILLAR INC	CAT
DOW JONES & CO INC	DJ
MANPOWER INC/WI	MAN
DOLLAR GENERAL CORP	DG
KOHL'S CORP	KSS
QUIKSILVER INC	ZQK
REGAL-BELOIT CORP	RBC
TARGET CORP	TGT
HUGHES SUPPLY INC	HUG
PIONEER CORP -ADR	PIO
MANITOWOC CO	MTW
KENNAMETAL INC	KMT
CHECKERS DRIVE-IN RESTAURANT	CHKR
TOYOTA MOTOR CORP -ADR	TM
BURLINGTON COAT FACTORY WRHS	BCF
CENTEX CORP	CTX
PACCAR INC	PCAR
CARMIKE CINEMAS INC	CKEC

DISNEY (WALT) CO	DIS
DELTA WOODSIDE INDUSTRIES	3DLWI
CRANE CO	CR
WHIRLPOOL CORP	WHR
DEVRY INC	DV
CARLISLE COS INC	CSL
AMERICAN GREETINGS -CL A	AM
FOOT LOCKER INC	FL
CERADYNE INC	CRDN
HARMAN INTERNATIONAL INDS	HAR
OXFORD INDUSTRIES INC	OXM
WERNER ENTERPRISES INC	WERN
DOVER CORP	DOV
LOWE'S COMPANIES INC	LOW
AZZ INC	AZZ
BED BATH & BEYOND INC	BBBY
TRANS WORLD ENTMT CORP	TWMC
STARWOOD HOTELS&RESORTS WRL	HOT
TEXTRON INC	TXT
SNAP-ON INC	SNA
ROPER INDUSTRIES INC/DE	ROP
WEST MARINE INC	WMAR
VOLVO AB SWE -ADR	VOLVY
K2 INC	KTO
AVIALL INC	AVL
WMS INDUSTRIES INC	WMS
MAGNETEK INC	MAG
ON ASSIGNMENT INC	ASGN
READERS DIGEST ASSN	RDA
UNITED TECHNOLOGIES CORP	UTX
GENERAL ELECTRIC CO	GE
CINTAS CORP	CTAS
HARLEY-DAVIDSON INC	HDI
THOMAS & BETTS CORP	TNB
WESTWOOD ONE INC	WON
SONY CORP -ADR	SNE
CACHE INC	CACH
TIMBERLAND CO -CL A	TBL
FLOWERS FOODS INC	FLO
WATERFORD WEDGWOOD PLC -ADF	WATFZ
KONINKLIJKE AHOLD NV -ADR	AHO
SEA CONTAINERS LTD -CL A	SCR.A
WILLIAMS-SONOMA INC	WSM
TIMKEN CO	TKR
COOPER TIRE & RUBBER CO	CTB
D R HORTON INC	DHI
SIGNET GROUP PLC -ADR	SIG
MADECO SA -ADR	MAD
GOODRICH CORP	GR
SMART & FINAL INC	SMF
MUELLER INDUSTRIES	MLI

OFFICEMAX INC	OMX
DEPARTMENT 56 INC -SER A	DFS
STEWART & STEVENSON SERVICES	SVC
II-VI INC	IIVI
LIZ CLAIBORNE INC	LIZ
SWIFT TRANSPORTATION CO INC	SWFT
BOMBAY CO INC	BBA
WET SEAL INC -CL A	WTSLA
K-SWISS INC -CL A	KSWS
ALASKA AIR GROUP INC	ALK
STOLT-NIELSEN SA -ADR	SNSA
CLAIRES STORES INC	CLE
BLACK & DECKER CORP	BDK
OFFICE DEPOT INC	ODP
KANSAS CITY SOUTHERN	KSU
AAR CORP	AIR
SHILOH INDUSTRIES INC	SHLO
GENESCO INC	GCO
EMPRESAS ICA SOC CTL -ADR	ICA
BLUEGREEN CORP	BXG
PRECISION CASTPARTS CORP	PCP
CULP INC	CFI
FEDERATED DEPT STORES	FD
G-III APPAREL GROUP LTD	GIII
HUNT (JB) TRANSPRT SVCS INC	JBHT
KOOR INDUSTRIES LTD -ADR	KOR
ASTEC INDUSTRIES INC	ASTE
GENERAL MOTORS CORP	GM
NATIONAL R V HOLDINGS INC	NVH
PACIFIC SUNWEAR CALIF INC	PSUN
JONES APPAREL GROUP INC	JNY
RADIOSHACK CORP	RSH
POMEROY IT SOLUTIONS INC	PMRY
FORD MOTOR CO	F
HONEYWELL INTERNATIONAL INC	HON
FRANKLIN COVEY CO	FC
FOUR SEASONS HOTELS -LTD VTG	FS
OMNICOM GROUP	OMC
VIACOM INC -CL B	VIA.B
VOLT INFO SCIENCES INC	VOL
FURNITURE BRANDS INTL INC	FBN
GENTEX CORP	GNTX
PETSMART INC	PETM
SKYWEST INC	SKYW
NEWS CORP	NWS.A
TALBOTS INC	TLB
PARK OHIO HOLDINGS CORP	PKOH
INSITUFORM TECNOL INC -CL A	INSU
FORWARD AIR CORP	FWRD
SPX CORP	SPW
HOME DEPOT INC	HD

INTERFACE INC -CL A	IFSIA
ROYAL CARIBBEAN CRUISES LTD	RCL
URS CORP	URS
4KIDS ENTERTAINMENT INC	KDE
GREAT ATLANTIC & PAC TEA CO	GAP
LIMITED BRANDS INC	LTD
MICHAELS STORES INC	MIK
STEIN MART INC	SMRT
INGERSOLL-RAND CO LTD	IR
DAIMLERCHRYSLER AG	DCX
NORDSTROM INC	JWN
CALLAWAY GOLF CO	ELY
SOTHEBY'S HOLDINGS -CL A	BID
CUMMINS INC	CMI
UNITED STATIONERS INC	USTR
ORBITAL SCIENCES CORP	ORB
TOMMY HILFIGER CORP	TOM
APPLICA INC	APN
CLEAR CHANNEL COMMUNICATIONS	CCU
MTR GAMING GROUP INC	MNTG
SAKS INC	SKS
ANNTAYLOR STORES CORP	ANN
CANWEST GLOBAL COM -NVTG	CWG
PARLUX FRAGRANCES INC	PARL
NAVARRE CORP	NAVR
URBAN OUTFITTERS INC	URBN
TOYS R US INC	TOY
GAP INC	GPS
INTERPUBLIC GROUP OF COS	IPG
KLM ROYAL DUTCH AIR -ADR	KLMR
AMERICAN WOODMARK CORP	AMWD
DIRECTV GROUP INC	DTV
DANA CORP	DCN
INTERMET CORP	INMTQ
REUTERS GROUP PLC -ADR	RTRSY
FLOWSERVE CORP	FLS
FUELCELL ENERGY INC	FCEL
TYCO INTERNATIONAL LTD	TYC
MAYTAG CORP	MYG
SIX FLAGS INC	PKS
MENS WEARHOUSE INC	MW
DYCOM INDUSTRIES INC	DY
NAVISTAR INTERNATIONAL CORP	NAV
LVMH MOET HENNESSY -ADR	LVMUY
GRUPO TELEVISA SA -ADR	TV
FLEETWOOD ENTERPRISES	FLE
KONINKLIJKE PHLPS ELC -ADR	PHG
IMPCO TECHNOLOGIES INC	IMCO
CIRCUIT CITY STORES INC	CC
AMERICAN POWER CONVERSION CP	APCC
UNIVERSAL ELECTRONICS INC	UEIC

MACE SECURITY INTL INC	MACE
REX STORES CORP	RSC
CHICOS FAS INC	CHS
C&D TECHNOLOGIES INC	CHP
CENDANT CORP	CD
VICOR CORP	VICR
SALTON INC	SFP
BRITISH AIRWAYS PLC -ADR	BAB
RETAIL VENTURES INC	RVI
AMERICAN SUPERCONDUCTOR CP	AMSC
CHRISTOPHER & BANKS CORP	CBK
CONCORD CAMERA CORP	LENS
TIFFANY & CO	TIF
BEST BUY CO INC	BBY
TIME WARNER INC	TWX
ULTIMATE ELECTRONICS INC	ULTEQ
MESA AIR GROUP INC	MESA
VALUEVISION MEDIA INC -CL A	VVTV
CHINA ENTERPRISES LTD	3CSHEF
ARTESYN TECHNOLOGIES INC	ATSN
CHIQUITA BRANDS INTL INC	CQB
IMPERIAL SUGAR CO	IPSU
ACF INDUSTRIES HOLDING CORP	0536B
ALASKA AIRLINES INC	ALK1
AMERICAN AIRLINES INC	AMR1
BURLINGTON NORTHERN RR CO	BNI1
COMDISCO HOLDING CO INC	3CDCO
CSX TRANSPORTATION INC	CSX3
DAVEY TREE EXPERT CO	DVTX
DEERE & CO-PRE FASB	DE.F
FEDERAL SIGNAL CORP-PRE FASB	FSS.F
GENERAL ELECTRIC CO-PRE FASB	GE.F
HERTZ CORP	0492B
INTL LEASE FINANCE CORP	AIG1
NAVISTAR INTL-PRE FASB	NAV.F
NORFOLK SOUTHERN RAILWAY CO	NSC1
PACCAR INC-PRE FASB	PCAR.F
RUSSEL METALS INC	RUSMF
SCIENCE APPLICATIONS INTL CP	1134B
TEXTRON INC-PRE FASB	TXT.F
UNION TANK CAR CO	4168A
ARVIDA JMB PARTNERS -LP	XXAAU
CENTEX CORP-PRE FASB	CTX.F
CINRAM INTERNATIONAL INC	CNRMF
DANA CORP-PRE FASB	DCN.F
FORD MOTOR CO-PRE FASB	F.F
GENERAL MOTORS CORP-PRE FASB	GM.F
GRAYBAR ELECTRIC CO INC	1737B
JOURNAL COMMUNICATIONS INC	JRN
METALDYNE CORP	0410B
QUEBECOR INC -CL B	3QBCRF

SBARRO INC	0428B
THOMSON CORP	TOC
AMERICAN CRYSTAL SUGAR CO	2388B
DELHAIZE AMERICA INC	0446B
DOLE FOOD CO INC	0491B
GOLD KIST INC	2766B
HERBALIFE LTD	HLF
ITO YOKADO CO LTD -ADR	IYCLY
NESTLE SA -ADR	3NSRGY
PHILIP MORRIS COS -PRE FASB	MO.F
ROUNDY'S INC	3016B
UNIFIED WESTERN GROCERS INC	3089B
UNILEVER COMBINED	UNUL.CM
PROCTER & GAMBLE CO	PG

Sum=2 means keep	CEQ > 0	2003 Shares Traded	Screen on Trading Volume	Average 1993-2004 ROE
2	1	28.475	1	-20.0
2	1	3.083	1	8.5
2	1	17.491	1	8.9
2	1	0.716	1	6.7
2	1	630.363	1	10.2
2	1	26.421	1	10.6
2	1	663.505	1	10.1
2	1	211.935	1	29.7
2	1	12.416	1	10.8
2	1	10.979	1	6.4
2	1	116.591	1	26.8
2	1	5.326	1	-4.3
2	1	37.75	1	-0.2
2	1	1.771	1	11.8
2	1	284.585	1	26.5
2	1	5.594	1	2.4
2	1	1.288	1	4.2
2	1	2	1	13.1
2	1	56.371	1	11.3
2	1	122.598	1	18.1
2	1	1.213	1	17.0
2	1	42.339	1	12.3
2	1	2.779	1	14.2
2	1	157.054	1	-8.3
2	1	3.669	1	2.8
2	1	0.975	1	6.0
2	1	603.008	1	38.6
2	1	1.046	1	9.2
2	1	38.76	1	9.2
2	1	0.167	1	11.7
2	1	1.578	1	1.5
2	1	36.169	1	16.2
2	1	10.223	1	5.8
2	1	9.174	1	23.4
2	1	0.006	0	3.6
2	1	0.071	0	11.1
2	1	30.217	1	6.1
2	1	662.573	1	17.1
2	1	2.784	1	5.5
2	1	1.771	1	4.0
2	1	22.217	1	18.8
2	1	307.194	1	7.5
2	1	16.087	1	17.0
2	1	1.137	1	6.0
2	1	2.147	1	9.4
2	1	11.639	1	26.9

2	1	257.916	1	50.5
2	1	124.198	1	25.5
2	1	5.616	1	4.3
2	1	0.082	0	4.3
2	1	59.105	1	12.9
2	1	0.41	1	7.9
2	1	17.101	1	12.1
2	1	11.771	1	8.3
2	1	9.284	1	-3.8
2	1	11.156	1	12.4
2	1	1.02	1	8.6
2	1	47.383	1	22.6
2	1	7.683	1	7.7
2	1	21.666	1	8.5
2	1	46.637	1	7.7
2	1	1.837	1	13.2
2	1	6.252	1	57.1
2	1	0.51	1	8.3
2	1	20.44	1	9.4
2	1	156.598	1	11.6
2	1	160.581	1	30.0
2	1	17.306	1	9.1
2	1	36.251	1	11.9
2	1	9.521	1	19.1
2	1	60.296	1	11.5
2	1	1.792	1	5.6
2	1	46.068	1	19.9
2	1	28.674	1	13.8
2	1	52.42	1	11.7
2	1	4.96	1	18.8
2	1	30.2	1	8.8
2	1	6.403	1	3.7
2	1	0.153	1	3.3
2	1	2.217	1	8.9
2	1	1.378	1	10.0
2	1	8.483	1	13.5
2	1	63.197	1	17.1
2	1	29.615	1	12.2
2	1	1.898	1	12.3
2	1	25.734	1	11.5
2	1	35.143	1	8.1
2	1	153.456	1	13.9
2	1	5.125	1	9.5
2	1	3.03	1	13.9
2	1	130.672	1	11.3
2	1	6.034	1	8.7
2	1	16.066	1	10.1
2	1	129.889	1	29.1
2	1	1.507	1	5.9
2	1	48.529	1	16.1
2	1	0.981	1	0.1

2	1	125.147	1	17.5
2	1	3.312	1	3.6
2	1	222.014	1	19.6
2	1	3.933	1	-1.0
2	1	13.976	1	22.0
2	1	15.924	1	34.9
2	1	11.006	1	13.8
2	1	2.015	1	5.9
2	1	31.474	1	11.1
2	1	48.536	1	9.5
2	1	12.399	1	11.5
2	1	2.074	1	11.0
2	1	2.381	1	11.0
2	1	2.533	1	9.2
2	1	5.508	1	6.7
2	1	66.322	1	11.0
2	1	165.646	1	24.4
2	1	520.165	1	7.4
2	1	51.089	1	20.4
2	1	6.014	1	11.3
2	1	10.105	1	2.1
2	1	15.958	1	16.1
2	1	9.062	1	25.1
2	1	1.205	1	7.4
2	1	12.852	1	16.2
2	1	50.704	1	12.4
2	1	0.324	1	14.6
2	1	163.855	1	12.0
2	1	6.203	1	-2.2
2	1	364.822	1	25.3
2	1	9.792	1	9.3
2	1	9.54	1	14.7
2	1	10.581	1	10.2
2	1	3.911	1	-34.8
2	1	3.644	1	16.3
2	1	70.583	1	13.1
2	1	432.054	1	25.7
2	1	475.163	1	17.1
2	1	0.495	1	3.8
2	1	0.618	1	6.4
2	1	38.177	1	13.3
2	1	21.268	1	5.4
2	1	1.859	1	13.3
2	1	3.78	1	13.4
2	1	2248.674	1	43.2
2	1	8.187	1	10.2
2	1	2.972	1	5.6
2	1	2.711	1	14.5
2	1	97.249	1	8.1
2	1	1.11	1	9.1
2	1	0.389	1	7.6

2	1	522.117	1	18.0
2	1	36.447	1	16.4
2	1	168.388	1	19.2
2	1	1324.1	1	43.0
2	1	92.678	1	15.7
2	1	8.079	1	17.1
2	1	232.898	1	15.1
2	1	53.835	1	15.5
2	1	36.555	1	4.2
2	1	5.06	1	2.1
2	1	9.131	1	8.6
2	1	73.927	1	19.3
2	1	36.562	1	21.3
2	1	69.136	1	13.1
2	1	25.028	1	23.3
2	1	1.453	1	4.0
2	1	8.751	1	12.2
2	1	5.672	1	4.8
2	1	17.31	1	10.6
2	1	578.551	1	51.8
2	1	117.487	1	28.8
2	1	8.137	1	14.4
2	1	815.931	1	38.9
2	1	15.456	1	13.1
2	1	39.381	1	27.5
2	1	1.832	1	5.2
2	1	2.41	1	7.1
2	1	3.586	1	12.5
2	1	310.018	1	34.7
2	1	5.46	1	9.6
2	1	1	1	6.8
2	1	21.707	1	14.2
2	1	100.972	1	24.2
2	1	4.849	1	28.4
2	1	16.055	1	-8.8
2	1	395.766	1	8.0
2	1	1.486	1	3.3
2	1	34.981	1	9.3
2	1	36.491	1	13.4
2	1	18.719	1	23.7
2	1	19.234	1	5.0
2	1	252.639	1	15.6
2	1	0.919	1	6.9
2	1	1.98	1	6.6
2	1	3.166	1	10.8
2	1	6.735	1	6.5
2	1	29.676	1	10.4
2	1	162.529	1	6.4
2	1	0.367	1	6.9
2	1	19.485	1	8.7
2	1	23.479	1	22.5

2	1	1.05	1	3.0
2	1	8.047	1	11.7
2	1	277.924	1	14.0
2	1	279.601	1	25.0
2	1	3.481	1	9.1
2	1	339.022	1	8.4
2	1	3.057	1	13.2
2	1	14.799	1	5.6
2	1	24.418	1	14.9
2	1	55.974	1	50.3
2	1	2.435	1	1.0
2	1	11.119	1	4.4
2	1	9.525	1	-1.7
2	1	8.09	1	6.0
2	1	146.216	1	13.4
2	1	4.888	1	9.3
2	1	910.727	1	38.7
2	1	114.492	1	17.6
2	1	511.888	1	76.8
2	1	1.007	1	-0.8
2	1	84.312	1	15.0
2	1	6.217	1	8.0
2	1	63.799	1	2.7
2	1	8.505	1	13.7
2	1	109.933	1	9.8
2	1	7.135	1	2.3
2	1	1021.342	1	29.5
2	1	47.593	1	17.1
2	1	28.903	1	7.4
2	1	8.612	1	11.4
2	1	831.218	1	19.0
2	1	113.482	1	7.2
2	1	41.295	1	13.5
2	1	0.461	1	3.8
2	1	2.188	1	13.3
2	1	12.69	1	12.5
2	1	8.485	1	7.4
2	1	5.804	1	9.1
2	1	327.988	1	46.3
2	1	662.466	1	27.3
2	1	4.366	1	18.3
2	1	2.636	1	8.5
2	1	39.565	1	5.8
2	1	178.026	1	17.5
2	1	97.638	1	4.5
2	1	11.989	1	4.6
2	1	25.863	1	6.4
2	1	37.783	1	10.4
2	1	11.101	1	4.1
2	1	183.611	1	12.8
2	1	3.008	1	19.4

2	1	87.796	1	14.9
2	1	31.731	1	13.5
2	1	630.148	1	21.5
2	1	0.74	1	7.7
2	1	0.911	1	4.4
2	1	@NA	1	0.2
2	1	173.069	1	35.5
2	1	253.832	1	11.4
2	1	454.44	1	7.6
2	1	264.358	1	9.4
2	1	116.908	1	13.8
2	1	13.78	1	12.4
2	1	158.863	1	25.0
2	1	8.436	1	13.7
2	1	341.52	1	10.3
2	1	93.387	1	12.9
2	1	34.24	1	11.9
2	1	2.534	1	4.2
2	1	11.95	1	9.1
2	1	19.551	1	37.4
2	1	42.242	1	8.4
2	1	73.923	1	21.8
2	1	10.078	1	16.4
2	1	394.924	1	16.9
2	1	0.824	1	9.2
2	1	48.093	1	19.1
2	1	14.97	1	37.1
2	1	210.022	1	2.3
2	1	387.936	1	24.0
2	1	7.088	1	26.8
2	1	18.514	1	3.5
2	1	569.118	1	9.2
2	1	3.377	1	17.2
2	1	18.239	1	14.4
2	1	20.247	1	15.6
2	1	174.504	1	4.9
2	1	8.935	1	7.5
2	1	91.165	1	8.4
2	1	135.785	1	5.6
2	1	84.122	1	-9.7
2	1	109.587	1	16.2
2	1	4.206	1	14.7
2	1	0.449	1	3.6
2	1	66.176	1	10.1
2	1	63.153	1	15.8
2	1	116.813	1	10.7
2	1	6.252	1	9.2
2	1	26.8	1	15.2
2	1	1148.072	1	22.4
2	1	19.103	1	25.5
2	1	537.039	1	25.9

2	1	154.792	1	12.5
2	1	6.938	1	4.1
2	1	17.827	1	12.0
2	1	72.699	1	15.5
2	1	51.389	1	9.2
2	1	8.925	1	0.5
2	1	2.288	1	4.8
2	1	306.739	1	13.1
2	1	34.532	1	5.8
2	1	1.12	1	16.8
2	1	14.943	1	10.3
2	1	219.073	1	24.4
2	1	20.796	1	15.2
2	1	3.847	1	17.8
2	1	190.278	1	5.1
2	1	39.631	1	13.8
2	1	7.931	1	11.6
2	1	143.333	1	17.0
2	1	24.592	1	14.7
2	1	137.302	1	32.7
2	1	1051.674	1	26.0
2	1	57.798	1	15.6
2	1	631.317	1	12.5
2	1	0.491	1	3.3
2	1	53.479	1	14.3
2	1	418.421	1	12.8
2	1	45.613	1	16.4
2	1	16.195	1	10.5
2	1	17.753	1	5.6
2	1	243.945	1	14.3
2	1	2.464	1	9.7
2	1	1.536	1	19.2
2	1	1.738	1	13.1
2	1	14.644	1	2.4
2	1	63.866	1	10.1
2	1	74.155	1	29.1
2	1	264.475	1	10.0
2	1	1.153	1	-1.8
2	1	24.434	1	7.8
2	1	4.636	1	11.0
2	1	66.019	1	7.9
2	1	2.492	1	8.3
2	1	251.168	1	11.7
2	1	109.712	1	8.3
2	1	33.446	1	6.2
2	1	0.196	1	12.4
2	1	27.648	1	19.9
2	1	30.775	1	14.4
2	1	21.077	1	14.1
2	1	12.835	1	19.3
2	1	531.703	1	17.0

2	1	84.923	1	11.7
2	1	277.829	1	12.7
2	1	8.515	1	5.4
2	1	47.435	1	19.4
2	1	67.604	1	12.5
2	1	169.981	1	6.7
2	1	2.545	1	13.3
2	1	126.48	1	14.7
2	1	0.224	1	5.1
2	1	13.489	1	9.7
2	1	14.689	1	19.1
2	1	298.992	1	18.0
2	1	24.798	1	5.0
2	1	25.214	1	7.4
2	1	22.725	1	4.4
2	1	161.961	1	3.3
2	1	261.448	1	18.2
2	1	16.854	1	-4.1
2	1	107.922	1	19.0
2	1	11.073	1	15.9
2	1	2.476	1	3.3
2	1	1.476	1	18.8
2	1	229.723	1	7.5
2	1	261.209	1	20.6
2	1	16.094	1	9.0
2	1	260.924	1	23.4
2	1	5.711	1	-15.4
2	1	22.665	1	10.9
2	1	238.799	1	20.9
2	1	143.648	1	17.6
2	1	146.413	1	10.7
2	1	257.608	1	19.2
2	1	103.982	1	-1.7
2	1	901.467	1	12.2
2	1	32.696	1	8.6
2	1	24.422	1	19.0
2	1	146.981	1	7.4
2	1	388.255	1	16.3
2	1	510.321	1	11.7
2	1	0.9	1	5.9
2	1	29.333	1	14.1
2	1	158.698	1	45.7
2	1	2.052	1	10.5
2	1	168.245	1	22.8
2	1	5.253	1	28.7
2	1	951.507	1	13.6
2	1	33.625	1	23.7
2	1	365.897	1	19.4
2	1	9.885	1	13.4
2	1	395.938	1	17.8
2	1	175.905	1	18.0

2	1	375.69	1	6.7
2	1	5.423	1	12.5
2	1	9.681	1	5.5
2	1	16.847	1	14.1
2	1	120.295	1	29.0
2	1	33.06	1	20.7
2	1	738.832	1	20.5
2	1	0.4	1	18.0
2	1	62.796	1	22.0
2	1	114.195	1	-12.5
2	1	139.061	1	19.7
2	1	68.228	1	10.0
2	1	20.073	1	5.5
2	1	5.822	1	4.8
2	1	83.477	1	-2.2
2	1	21.524	1	19.6
2	1	0.112	0	9.1
2	1	10.262	1	9.3
2	1	1699.994	1	17.6
2	1	18.118	1	11.1
2	1	84.484	1	12.7
2	1	25.46	1	9.4
2	1	79.698	1	6.8
2	1	64.594	1	12.7
2	1	440.103	1	11.9
2	1	3.109	1	20.2
2	1	101.575	1	17.1
2	1	109.229	1	5.4
2	1	2.028	1	12.4
2	1	8.746	1	12.2
2	1	2102.916	1	21.6
2	1	134.507	1	52.3
2	1	128.631	1	14.2
2	1	140.87	1	24.2
2	1	775.903	1	6.1
2	1	58.501	1	8.6
2	1	77.676	1	14.4
2	1	115.846	1	12.7
2	1	96.575	1	11.2
2	1	46.091	1	0.1
2	1	3.278	1	11.2
2	1	12.365	1	16.5
2	1	29.605	1	2.9
2	1	44.125	1	4.0
2	1	20.998	1	8.1
2	1	354.706	1	19.9
2	1	41.623	1	12.1
2	1	3.7	1	-9.9
2	1	8.612	1	10.1
2	1	34.801	1	7.4
2	1	119.285	1	17.5

2	1	7.722	1	9.6
2	1	248.187	1	9.1
2	1	265.258	1	16.9
2	1	4.794	1	16.4
2	1	268.855	1	18.7
2	1	7.07	1	11.7
2	1	11.405	1	12.2
2	1	96.39	1	26.4
2	1	86.961	1	4.5
2	1	18.361	1	2.5
2	1	63.362	1	8.4
2	1	12.208	1	6.3
2	1	68.33	1	8.2
2	1	232.375	1	10.4
2	1	115.305	1	9.7
2	1	86.145	1	18.8
2	1	8.585	1	6.4
2	1	189.146	1	2.7
2	1	14.849	1	13.6
2	1	8.778	1	0.5
2	1	76.217	1	16.4
2	1	150.081	1	14.1
2	1	28.74	1	16.1
2	1	640.076	1	14.1
2	1	497.679	1	18.3
2	1	24.657	1	17.9
2	1	30.125	1	14.5
2	1	75.698	1	14.5
2	1	1.003	1	13.5
2	1	20.312	1	14.1
2	1	0.003	0	18.8
2	1	2.169	1	12.1
2	1	393.155	1	15.6
2	1	8.604	1	7.9
2	1	691.559	1	34.9
2	1	166.537	1	16.9
2	1	22.759	1	13.9
2	1	132.905	1	12.4
2	1	15.075	1	16.0
2	1	18.687	1	13.3
2	1	73.116	1	25.8
2	1	84.296	1	21.3
2	1	58.573	1	20.7
2	1	698.302	1	18.0
2	1	7.967	1	20.2
2	1	20.909	1	7.0
2	1	25.559	1	8.3
2	1	3.843	1	10.7
2	1	955.297	1	21.3
2	1	33.092	1	21.1
2	1	20.265	1	7.4

2	1	10.131	1	3.3
2	1	1201.694	1	12.0
2	1	38.424	1	10.9
2	1	38.472	1	19.8
2	1	4.464	1	14.1
2	1	133.718	1	11.4
2	1	1682.421	1	14.1
2	1	321.276	1	-2.8
2	1	216.096	1	16.3
2	1	378.015	1	17.0
2	1	67.093	1	6.1
2	1	30.494	1	6.2
2	1	5.194	1	1.1
2	1	1.056	1	10.9
2	1	9.496	1	14.9
2	1	228.919	1	13.7
2	1	200.421	1	17.6
2	1	22.787	1	-13.6
2	1	140.562	1	16.2
2	1	2.225	1	7.4
2	1	17.936	1	-14.7
2	1	557.984	1	26.8
2	1	11.63	1	8.4
2	1	179.414	1	12.4
2	1	11.153	1	-6.3
2	1	19.766	1	13.5
2	1	0.086	0	-6.5
2	1	251.17	1	12.9

Average	12.8
Std. Dev	10.0
+1 Std. Dev	22.8
-1 Std. Dev	2.8

Company Name	Ticker Symbol	GICS Economic Sector	Beta[Y03]	Beta[Y04]	12 years ceq data	CEQ 2003 > 50
ALDERWOODS GROUP INC	AWGI	25	-35.902	-34.937	1	1
ALLIED DEFENSE GROUP INC	ADG	20	-0.522	-0.624	1	1
HEALTHCARE SERVICES GROUP	HCSG	20	-0.481	-0.609	1	1
MARSH SUPERMARKETS -CL B	MARSB	30	-0.322	-0.073	1	1
NORTHROP GRUMMAN CORP	NOC	20	-0.317	-0.124	1	1
HANCOCK FABRICS INC	HKF	25	-0.3	-0.078	1	1
LOCKHEED MARTIN CORP	LMT	20	-0.282	-0.144	1	1
HERSHEY CO	HSY	30	-0.262	-0.21	1	1
MINE SAFETY APPLIANCES CO	MSA	20	-0.247	-0.219	1	1
SPARTAN MOTORS INC	SPAR	25	-0.246	-0.243	1	1
ALLIANT TECHSYSTEMS INC	ATK	20	-0.233	-0.325	1	1
GP STRATEGIES CP	GPX	20	-0.228	-0.142	1	1
EDO CORP	EDO	20	-0.221	-0.194	1	1
FRESH BRANDS INC	FRSH	30	-0.219	-0.158	1	1
GTECH HOLDINGS CORP	GTK	25	-0.211	-0.247	1	1
STANDARD COMMERCIAL CORP	STW	30	-0.185	0.215	1	1
ANDERSONS INC	ANDE	25	-0.157	-0.097	1	1
DRS TECHNOLOGIES INC	DRS	20	-0.152	-0.228	1	1
ENGINEERED SUPPORT SYSTEMS	EASI	20	-0.133	0.116	1	1
CHROMCRAFT REVINGTON INC	CRC	25	-0.132	-0.054	1	1
OLD DOMINION FREIGHT	ODFL	20	-0.131	0.183	1	1
WEYCO GROUP INC	WEYS	25	-0.129	-0.114	1	1
DREYER'S GRAND ICE CRM HLDGS	DRYR	30	-0.123	0.077	1	1
SYMS CORP	SYM	25	-0.105	0.023	1	1
NOLAND COMPANY	NOLD	25	-0.103	-0.036	1	1
ANHEUSER-BUSCH COS INC	BUD	30	-0.101	-0.052	1	1
FRISCH'S RESTAURANTS INC	FRS	25	-0.099	@NA	1	1
FEDERAL SCREW WORKS	FSCR	25	-0.082	-0.093	1	1
INTL SHIPHOLDING CORP	ISH	20	-0.081	0.009	1	1
HARLAND (JOHN H.) CO	JH	20	-0.055	-0.053	1	1
BON-TON STORES INC	BONT	25	-0.054	0.001	1	1
NATURES SUNSHINE PRODS INC	NATR	30	-0.048	0.285	1	1
CENTRAL GARDEN & PET CO	CENT	30	-0.041	0.245	1	1
MATTEL INC	MAT	25	-0.039	0.213	1	1
HAGGAR CORP	HGGR	25	-0.033	-0.042	1	1
VIRCO MANUFACTURING CORP	VIR	25	-0.016	0.074	1	1
UNIVERSAL CORP/VA	UVV	30	-0.015	0.106	1	1
COCA-COLA ENTERPRISES	CCE	30	-0.011	0.03	1	1
STURM RUGER & CO INC	RGR	25	-0.009	0.047	1	1
TWIN DISC INC	TWIN	20	-0.005	0.043	1	1
SUPERIOR UNIFORM GROUP INC	SGC	25	-0.005	0.1	1	1
OSHKOSH B'GOSH INC -CL A	GOSHA	25	0.001	-0.059	1	1
KELLOGG CO	K	30	0.002	-0.007	1	1
MCCORMICK & COMPANY INC	MKC	30	0.004	0.053	1	1
CPI CORP	CPY	25	0.014	0.178	1	1
JARDEN CORP	JAH	25	0.02	0.179	1	1

CRUZAN INTERNATIONAL INC	RUM	30	0.022	0.01	1	1
CURTISS-WRIGHT CORP	CW	20	0.024	0.048	1	1
ASHWORTH INC	ASHW	25	0.03	0.148	1	1
DIXIE GROUP INC	DXYN	25	0.031	0.199	1	1
MARTEN TRANSPORT LTD	MRTN	20	0.033	0.165	1	1
PATRICK INDUSTRIES INC	PATK	20	0.034	0.14	1	1
FROZEN FOOD EXPRESS INDS	FFEX	20	0.039	0.358	1	1
APPLIED SIGNAL TECHNOLOGY	APSG	20	0.04	0.247	1	1
JO-ANN STORES INC	JAS	25	0.041	0.026	1	1
BRIDGFORD FOODS CORP	BRID	30	0.042	0.017	1	1
COCA-COLA BTLNG CONS	COKE	30	0.048	0.145	1	1
GREY GLOBAL GROUP INC	GREY	25	0.049	0.122	1	1
APPLIED INDUSTRIAL TECH INC	AIT	20	0.053	0.19	1	1
GYMBOREE CORP	GYMB	25	0.054	0.148	1	1
WATTS WATER TECHNOLOGIES INC	WTS	20	0.089	0.303	1	1
BOB EVANS FARMS	BOBE	25	0.092	0.363	1	1
ENNIS INC	EBF	20	0.098	0.271	1	1
PEPSIAMERICAS INC	PAS	30	0.099	0.295	1	1
INTL ALUMINUM	IAL	20	0.104	0.184	1	1
ROLLINS INC	ROL	20	0.112	0.186	1	1
SMITH (A O) CORP	AOS	20	0.112	0.191	1	1
SMUCKER (JM) CO	SJM	30	0.124	0.076	1	1
BENIHANA INC -CL A	BNHNA	25	0.13	0.444	1	1
HERLEY INDUSTRIES INC/DE	HRLY	20	0.133	-0.09	1	1
JOHNSON OUTDOORS INC -CL A	JOUT	25	0.133	0.199	1	1
SENECA FOODS CORP -CL B	SENEB	30	0.138	0.087	1	1
ALLEGHANY CORP	Y	20	0.143	0.137	1	1
ALICO INC	ALCO	30	0.145	0.296	1	1
MONRO MUFFLER BRAKE INC	MNRO	25	0.15	0.366	1	1
HORMEL FOODS CORP	HRL	30	0.15	0.142	1	1
BANTA CORP	BN	20	0.151	0.364	1	1
SCHAWK INC -CL A	SGK	20	0.151	0.374	1	1
LANCE INC	LNCE	30	0.151	0.33	1	1
CUBIC CORP	CUB	20	0.157	0.093	1	1
CONSTELLATION BRANDS -CL A	STZ	30	0.163	0.273	1	1
WEIS MARKETS INC	WMK	30	0.163	0.104	1	1
GRAY TELEVISION INC	GTN	25	0.166	0.174	1	1
PERFORMANCE FOOD GROUP CO	PFGC	30	0.167	0.079	1	1
INGLES MARKETS INC -CL A	IMKTA	30	0.168	0.104	1	1
MCCLATCHY CO -CL A	MNI	25	0.17	0.191	1	1
WRIGLEY (WM) JR CO	WWY	30	0.17	0.069	1	1
TODD SHIPYARDS CORP	TOD	20	0.171	0.173	1	1
HARTE HANKS INC	HHS	25	0.175	0.242	1	1
MAUI LAND & PINEAPPLE CO	MLP	30	0.175	0.15	1	1
RUBY TUESDAY INC	RI	25	0.18	@NA	1	1
FOSTER (LB) CO	FSTR	20	0.181	0.218	1	1
APPLEBEES INTL INC	APPB	25	0.183	0.355	1	1
CROSS (A.T.) & CO -CL A	ATX	20	0.188	0.066	1	1
CEDAR FAIR -LP	FUN	25	0.191	0.305	1	1
VALMONT INDUSTRIES	VMI	20	0.194	0.165	1	1
STARRETT (L.S.) CO -CL A	SCX	20	0.203	0.262	1	1

RUDDICK CORP	RDK	30	0.206	0.165	1	1
LANDRYS RESTAURANTS INC	LNY	25	0.208	0.29	1	1
BUILDING MATERIALS HLDG CP	BMHC	25	0.212	0.171	1	1
ALAMO GROUP INC	ALG	20	0.213	0.362	1	1
USA TRUCK INC	USAK	20	0.216	0.471	1	1
FARMER BROS CO	FARM	30	0.221	0.06	1	1
EXPONENT INC	EXPO	20	0.222	0.108	1	1
O'CHARLEY'S INC	CHUX	25	0.225	0.229	1	1
SERVICEMASTER CO	SVM	25	0.225	0.364	1	1
RAYTHEON CO	RTN	20	0.227	0.364	1	1
PAPA JOHNS INTERNATIONAL INC	PZZA	25	0.228	0.462	1	1
UNIFIRST CORP	UNF	25	0.228	0.387	1	1
ANGELICA CORP	AGL	20	0.23	0.251	1	1
BARNES GROUP INC	B	20	0.234	0.331	1	1
FRANKLIN ELECTRIC CO INC	FELE	20	0.238	0.299	1	1
DUCKWALL ALCO STORES INC	DUCK	25	0.239	0.272	1	1
RAVEN INDUSTRIES INC	RAVN	20	0.243	0.336	1	1
GRANITE CONSTRUCTION INC	GVA	20	0.244	0.322	1	1
ARDEN GROUP INC -CL A	ARDNA	30	0.245	0.331	1	1
CBRL GROUP INC	CBRL	25	0.247	-0.021	1	1
JAMESON INNS INC	JAMS	25	0.247	0.3	1	1
BLOCK H & R INC	HRB	25	0.248	0.252	1	1
KIMBALL INTERNATIONAL -CL B	KBALB	25	0.249	0.315	1	1
GENLYTE GROUP INC	GLYT	20	0.25	0.442	1	1
KADANT INC	KAI	20	0.25	0.32	1	1
CALIFORNIA COASTAL CMNTYS	CALC	25	0.25	0.389	1	1
WASHINGTON POST -CL B	WPO	25	0.253	0.31	1	1
KIMBERLY-CLARK CORP	KMB	30	0.254	0.14	1	1
ALBERTSONS INC	ABS	30	0.256	0.382	1	1
LAZARE KAPLAN INTERNATIONAL	LKI	25	0.259	@NA	1	1
AMREP CORP	AXR	20	0.26	0.46	1	1
RYAN'S RESTAURANT GROUP INC	RYAN	25	0.26	0.187	1	1
DIMON INC	DMN	30	0.263	0.382	1	1
MET-PRO CORP	MPR	20	0.264	0.317	1	1
TENNANT CO	TNC	20	0.265	0.415	1	1
ALTRIA GROUP INC	MO	30	0.265	0.565	1	1
RUSS BERRIE & CO INC	RUS	25	0.267	0.248	1	1
AMPCO-PITTSBURGH CORP	AP	20	0.269	0.381	1	1
BADGER METER INC	BMI	20	0.269	0.344	1	1
LONGS DRUG STORES CORP	LDG	30	0.273	0.376	1	1
FLEXSTEEL INDS	FLXS	25	0.274	0.313	1	1
PATRIOT TRANSN HOLDING INC	PATR	20	0.275	0.229	1	1
CONAGRA FOODS INC	CAG	30	0.275	@NA	1	1
INTL SPEEDWAY CORP -CL A	ISCA	25	0.276	0.219	1	1
SONIC CORP	SONC	25	0.276	0.044	1	1
COCA-COLA CO	KO	30	0.28	0.242	1	1
ALBERTO-CULVER CO	ACV	30	0.281	0.254	1	1
LINDSAY MANUFACTURING CO	LNN	20	0.282	0.433	1	1
PIER 1 IMPORTS INC/DE	PIR	25	0.282	0.665	1	1
CHURCH & DWIGHT INC	CHD	30	0.284	0.368	1	1
AMERCO	UHAL	20	0.286	0.468	1	1

BAKER (MICHAEL) CORP	BKR	20	0.286	0.319	1	1
HEARTLAND EXPRESS INC	HTLD	20	0.289	0.371	1	1
DELTA & PINE LAND CO	DLP	30	0.289	0.303	1	1
JACK IN THE BOX INC	JBX	25	0.293	0.179	1	1
LANCASTER COLONY CORP	LANC	30	0.295	0.113	1	1
ML MACADAMIA ORCHARDS -LP	NUT	30	0.295	0.374	1	1
CASCADE CORP	CAE	20	0.297	0.503	1	1
KELLY SERVICES INC -CL A	KELYA	20	0.303	0.455	1	1
SARA LEE CORP	SLE	30	0.303	0.353	1	1
LANDSTAR SYSTEM INC	LSTR	20	0.304	0.276	1	1
PULITZER INC	PTZ	25	0.308	0.518	1	1
GILLETTE CO	G	30	0.309	0.279	1	1
TREDEGAR CORP	TG	20	0.31	0.239	1	1
COBRA ELECTRS CORP	COBR	25	0.316	0.326	1	1
CSS INDUSTRIES INC	CSS	25	0.318	0.354	1	1
HEINZ (H J) CO	HNZ	30	0.322	0.238	1	1
POWELL INDUSTRIES INC	POWL	20	0.325	0.44	1	1
MESTEK INC	MCC	25	0.325	0.273	1	1
BALDOR ELECTRIC CO	BEZ	20	0.327	0.428	1	1
BROWN-FORMAN -CL B	BF.B	30	0.329	0.278	1	1
DREW INDUSTRIES INC	DW	25	0.33	0.389	1	1
WORLDWIDE RESTAURANT CONCEP	SZ	25	0.331	0.607	1	1
ARCHER-DANIELS-MIDLAND CO	ADM	30	0.331	0.381	1	1
SPARTON CORP	SPA	20	0.336	0.24	1	1
LONE STAR STEAKHOUSE SALOON	STAR	25	0.343	0.359	1	1
GRIFFON CORP	GFF	20	0.348	0.437	1	1
WILEY (JOHN) & SONS -CL A	JW.A	25	0.351	0.175	1	1
ESCO TECHNOLOGIES INC	ESE	20	0.353	0.375	1	1
HARRAHS ENTERTAINMENT INC	HET	25	0.353	0.503	1	1
OIL DRI CORP AMERICA	ODC	30	0.354	0.402	1	1
NATIONAL PRESTO INDS INC	NPK	25	0.355	0.472	1	1
GEHL CO	GEHL	20	0.356	0.467	1	1
MODTECH HOLDINGS INC	MODTE	20	0.357	0.465	1	1
MOOG INC -CL A	MOG.A	20	0.358	0.212	1	1
DILLARDS INC -CL A	DDS	25	0.358	0.469	1	1
VILLAGE SUPER MARKET -CL A	VLGEA	30	0.36	0.542	1	1
TECUMSEH PRODUCTS CO -CL A	TECUA	20	0.364	0.492	1	1
HEICO CORP	HEI	20	0.369	0.472	1	1
WENDY'S INTERNATIONAL INC	WEN	25	0.379	0.448	1	1
CLOROX CO/DE	CLX	30	0.379	0.21	1	1
DEB SHOPS INC	DEBS	25	0.38	0.297	1	1
TYSON FOODS INC -CL A	TSN	30	0.38	0.375	1	1
CHURCHILL DOWNS INC	CHDN	25	0.381	0.344	1	1
FEDDERS CORP	FJC	25	0.382	0.384	1	1
GRACO INC	GGG	20	0.388	0.406	1	1
SEQUA CORP -CL A	SQA.A	20	0.389	0.483	1	1
KAMAN CORP -CL A	KAMNA	20	0.39	0.475	1	1
UNITED RETAIL GROUP INC	URGI	25	0.392	0.703	1	1
BOOKS-A-MILLION INC	BAMM	25	0.393	0.538	1	1
FLUOR CORP	FLR	20	0.398	0.505	1	1
BLAIR CORP	BL	25	0.399	0.309	1	1

INTL GAME TECHNOLOGY	IGT	25	0.405	0.511	1	1
GENUINE PARTS CO	GPC	25	0.406	0.502	1	1
COLGATE-PALMOLIVE CO	CL	30	0.408	0.253	1	1
STRATEGIC DISTR INC	STRD	20	0.411	0.689	1	1
JACOBS ENGINEERING GROUP INC	JEC	20	0.413	0.286	1	1
QUIXOTE CORP	QUIX	20	0.414	0.494	1	1
LSI INDS INC	LYTS	20	0.415	0.324	1	1
MOLSON COORS BREWING CO	TAP	30	0.415	0.475	1	1
LAYNE CHRISTENSEN CO	LAYN	20	0.418	0.628	1	1
PEPSICO INC	PEP	30	0.421	0.37	1	1
CLARCOR INC	CLC	20	0.425	0.4	1	1
APOGEE ENTERPRISES INC	APOG	20	0.426	0.341	1	1
MOVADO GROUP INC	MOV	25	0.43	0.434	1	1
WALGREEN CO	WAG	30	0.434	0.25	1	1
STATION CASINOS INC	STN	25	0.436	0.38	1	1
AARON RENTS INC	RNT	25	0.437	0.46	1	1
LAWSON PRODUCTS	LAWS	20	0.439	0.508	1	1
SAGA COMMUNICATIONS -CL A	SGA	25	0.44	0.502	1	1
NELSON (THOMAS) INC	TNM	25	0.441	0.425	1	1
AMERON INTERNATIONAL CORP	AMN	20	0.446	0.621	1	1
AUTOZONE INC	AZO	25	0.446	0.401	1	1
SAFEWAY INC	SWY	30	0.446	0.576	1	1
BUCKLE INC	BKE	25	0.45	0.639	1	1
LANCER CORP/TX	LAN	20	0.452	@NA	1	1
RUSSELL CORP	RML	25	0.452	0.425	1	1
REEBOK INTERNATIONAL LTD	RBK	25	0.455	0.601	1	1
CNF INC	CNF	20	0.46	0.549	1	1
STANDARD REGISTER CO	SR	20	0.46	0.604	1	1
SANFILIPPO JOHN B&SON	JBSS	30	0.463	1.026	1	1
ALEXANDER & BALDWIN INC	ALEX	20	0.466	0.656	1	1
INSURANCE AUTO AUCTIONS INC	IAAI	20	0.467	0.515	1	1
SUPERVALU INC	SVU	30	0.467	0.589	1	1
NATIONAL BEVERAGE CORP	FIZ	30	0.471	0.433	1	1
CEC ENTERTAINMENT INC	CEC	25	0.474	0.539	1	1
ABM INDUSTRIES INC	ABM	20	0.477	0.44	1	1
UNITED PARCEL SERVICE INC	UPS	20	0.477	0.494	1	1
SPORT CHALET INC	SPCH	25	0.478	0.504	1	1
PITNEY BOWES INC	PBI	20	0.481	0.583	1	1
AGCO CORP	AG	20	0.482	0.5	1	1
WASTE MANAGEMENT INC	WMI	20	0.482	0.342	1	1
UNION PACIFIC CORP	UNP	20	0.487	0.378	1	1
EW SCRIPPS -CL A	SSP	25	0.487	0.55	1	1
FASTENAL CO	FAST	20	0.488	0.536	1	1
ELLIS PERRY INTL INC	PERY	25	0.489	0.414	1	1
NORFOLK SOUTHERN CORP	NSC	20	0.491	0.613	1	1
CASEYS GENERAL STORES INC	CASY	30	0.491	0.468	1	1
GENERAL BINDING CORP	GBND	20	0.492	0.696	1	1
QUAKER FABRIC CORP	QFAB	25	0.493	0.566	1	1
WD-40 CO	WDFC	30	0.493	0.418	1	1
UNIFI INC	UFI	25	0.494	0.501	1	1
DONALDSON CO INC	DCI	20	0.497	0.569	1	1

DEERE & CO	DE	20	0.498	0.56	1	1
FINISHMASTER INC	FMST	25	0.498	0.535	1	1
MEREDITH CORP	MDP	25	0.502	0.354	1	1
MIDDLEBY CORP	MIDD	20	0.503	0.175	1	1
YELLOW ROADWAY CORP	YELL	20	0.504	0.583	1	1
GENERAL DYNAMICS CORP	GD	20	0.511	0.573	1	1
MAIR HOLDINGS INC	MAIR	20	0.512	0.632	1	1
ZAPATA CORP	ZAP	25	0.512	0.505	1	1
CVS CORP	CVS	30	0.512	0.533	1	1
STANDEX INTERNATIONAL CORP	SXI	20	0.514	0.367	1	1
G&K SERVICES INC -CL A	GKSRA	20	0.515	0.398	1	1
TOOTSIE ROLL INDUSTRIES INC	TR	30	0.518	0.618	1	1
IKON OFFICE SOLUTIONS	IKN	20	0.519	0.368	1	1
LIBERTY CORP	LC	25	0.519	0.634	1	1
RARE HOSPITALITY INTL INC	RARE	25	0.521	0.509	1	1
PEP BOYS-MANNY MOE & JACK	PBY	25	0.522	0.804	1	1
CASUAL MALE RETAIL GRP INC	CMRG	25	0.528	0.785	1	1
VF CORP	VFC	25	0.528	0.625	1	1
COURIER CORP	CRRC	25	0.53	0.615	1	1
SHOLODGE INC	LODG	20	0.532	0.66	1	1
BRINKS CO	BCO	20	0.533	0.744	1	1
SCHOLASTIC CORP	SCHL	25	0.536	@NA	1	1
J & J SNACK FOODS CORP	JJSF	30	0.536	0.44	1	1
CATO CORP -CL A	CTR	25	0.537	0.803	1	1
SEARS ROEBUCK & CO	S	25	0.537	0.781	1	1
STEAK N SHAKE CO	SNS	25	0.537	0.465	1	1
SYSCO CORP	SYY	30	0.537	0.389	1	1
DONNELLEY (R R) & SONS CO	RRD	20	0.538	0.712	1	1
BASSETT FURNITURE INDS	BSET	25	0.539	0.784	1	1
DRESS BARN INC	DBRN	25	0.539	0.354	1	1
TORO CO	TTC	20	0.541	0.317	1	1
KELLWOOD CO	KWD	25	0.541	0.593	1	1
HUFFY CORP	HUFCQ	25	0.543	0.552	1	1
MGP INGREDIENTS INC	MGPI	30	0.544	0.557	1	1
BURLINGTON NORTHERN SANTA FE	BNI	20	0.547	0.597	1	1
NASH FINCH CO	NAFC	30	0.55	0.588	1	1
CDI CORP	CDI	20	0.556	0.651	1	1
MCGRAW-HILL COMPANIES	MHP	25	0.559	0.449	1	1
LINCOLN ELECTRIC HLDGS INC	LECO	20	0.561	0.662	1	1
DUCOMMUN INC	DCO	20	0.569	0.536	1	1
PANERA BREAD CO	PNRA	25	0.57	0.832	1	1
TELEFLEX INC	TFX	20	0.571	0.833	1	1
LYDALL INC	LDL	20	0.573	1.024	1	1
NBTY INC	NTY	30	0.574	0.956	1	1
ELKCORP	ELK	20	0.576	0.429	1	1
ITT INDUSTRIES INC	ITT	20	0.577	0.652	1	1
3M CO	MMM	20	0.579	0.548	1	1
REGIS CORP/MN	RGS	25	0.579	0.388	1	1
NEWELL RUBBERMAID INC	NWL	25	0.58	0.475	1	1
PROVIDENCE AND WORCESTER RR	PWX	20	0.582	0.776	1	1
MERITAGE HOMES CORP	MTH	25	0.586	0.872	1	1

FEDEX CORP	FDX	20	0.591	@NA	1	1
KAYDON CORP	KDN	20	0.593	0.658	1	1
KIRBY CORP	KEX	20	0.593	0.624	1	1
TRC COS INC	TRR	20	0.594	0.538	1	1
BRINKER INTL INC	EAT	25	0.594	0.402	1	1
R & B INC	RBIN	25	0.594	0.845	1	1
GORMAN-RUPP CO	GRC	20	0.596	0.669	1	1
STANDARD MOTOR PRODS	SMP	25	0.599	0.727	1	1
ACETO CORP	ACET	20	0.6	0.992	1	1
AMETEK INC	AME	20	0.601	0.69	1	1
CSX CORP	CSX	20	0.606	0.747	1	1
NASHUA CORP	NSH	20	0.609	0.847	1	1
CHRONIMED INC	CHMD	30	0.611	0.486	1	1
CORRECTIONAL SERVICES CORP	CSCQ	20	0.613	0.781	1	1
TRINITY INDUSTRIES	TRN	20	0.615	0.692	1	1
SKYLINE CORP	SKY	25	0.615	@NA	1	1
WINN-DIXIE STORES INC	WNDXQ	30	0.617	0.5	1	1
FREDS INC	FRED	25	0.62	0.718	1	1
HANDLEMAN CO	HDL	25	0.624	0.851	1	1
TOPPS CO INC	TOPP	30	0.627	0.251	1	1
IHOP CORP	IHP	25	0.629	0.67	1	1
PILGRIMS PRIDE CORP	PPC	30	0.629	0.441	1	1
MCGRATH RENTCORP	MGRC	20	0.632	0.832	1	1
KB HOME	KBH	25	0.632	0.6	1	1
LA-Z-BOY INC	LZB	25	0.637	0.827	1	1
MANDALAY RESORT GROUP	MBG	25	0.638	0.668	1	1
ENESCO GROUP INC	ENC	25	0.639	0.712	1	1
SUPERIOR INDUSTRIES INTL	SUP	25	0.641	0.658	1	1
WOLVERINE WORLD WIDE	WWW	25	0.641	0.752	1	1
BIG LOTS INC	BLI	25	0.646	0.905	1	1
ROWE COMPANIES	ROW	25	0.646	0.879	1	1
GRAINGER (W W) INC	GWW	20	0.647	0.803	1	1
DECKERS OUTDOOR CORP	DECK	25	0.649	1.058	1	1
NCI BUILDING SYSTEMS INC	NCS	20	0.651	0.665	1	1
EATON CORP	ETN	20	0.652	0.747	1	1
PHILLIPS-VAN HEUSEN CORP	PVH	25	0.655	0.587	1	1
RAILAMERICA INC	RRA	20	0.657	0.961	1	1
LUBYS INC	LUB	25	0.657	0.817	1	1
CHARMING SHOPPES INC	CHRS	25	0.66	0.784	1	1
TRIBUNE CO	TRB	25	0.661	0.512	1	1
KNIGHT-RIDDER INC	KRI	25	0.662	0.625	1	1
ARCTIC CAT INC	ACAT	25	0.663	0.872	1	1
AVATAR HOLDINGS INC	AVTR	25	0.663	0.692	1	1
SUPREME INDUSTRIES INC	STS	20	0.666	0.776	1	1
MGM MIRAGE	MGM	25	0.673	0.776	1	1
TOLL BROTHERS INC	TOL	25	0.673	0.805	1	1
ESTERLINE TECHNOLOGIES CORP	ESL	20	0.678	0.995	1	1
GANNETT CO	GCI	25	0.68	0.6	1	1
SYNAGRO TECHNOLOGIES INC	SYGR	20	0.681	0.301	1	1
HAVERTY FURNITURE	HVT	25	0.681	0.827	1	1
EXPEDITORS INTL WASH INC	EXPD	20	0.682	0.605	1	1

SHERWIN-WILLIAMS CO	SHW	25	0.685	0.711	1	1
FORTUNE BRANDS INC	FO	25	0.687	0.589	1	1
FAMILY DOLLAR STORES	FDO	25	0.691	0.499	1	1
CKE RESTAURANTS INC	CKR	25	0.697	1.118	1	1
STARBUCKS CORP	SBUX	25	0.697	0.465	1	1
M/I HOMES INC	MHO	25	0.698	0.817	1	1
BARNES & NOBLE INC	BKS	25	0.7	0.795	1	1
HOVNANIAN ENTRPRS INC -CL A	HOV	25	0.7	0.746	1	1
MASCO CORP	MAS	20	0.701	0.758	1	1
BROOKSTONE INC	BKST	25	0.706	0.683	1	1
POLARIS INDS INC	PII	25	0.707	0.79	1	1
TANDY BRANDS ACCESSORIES INC	TBAC	25	0.708	0.506	1	1
AVERY DENNISON CORP	AVY	20	0.709	0.503	1	1
AAON INC	AAON	20	0.71	0.688	1	1
BOEING CO	BA	20	0.71	0.723	1	1
ISLE OF CAPRI CASINOS INC	ISLE	25	0.71	0.783	1	1
NIKE INC -CL B	NKE	25	0.71	@NA	1	1
ROBBINS & MYERS INC	RBN	20	0.716	0.712	1	1
MAY DEPARTMENT STORES CO	MAY	25	0.716	0.866	1	1
NEW YORK TIMES CO -CL A	NYT	25	0.717	0.567	1	1
AUTONATION INC	AN	25	0.718	0.786	1	1
ELECTRO RENT CORP	ELRC	20	0.719	@NA	1	1
FAIRCHILD CORP -CL A	FA	25	0.723	0.572	1	1
INTER PARFUMS INC	IPAR	30	0.723	0.871	1	1
CATALINA MARKETING CORP	POS	25	0.724	0.556	1	1
LEE ENTERPRISES INC	LEE	25	0.724	0.76	1	1
LENNAR CORP	LEN	25	0.727	0.55	1	1
ELXSI CORP	ELXS	25	0.729	0.659	1	1
IDEX CORP	IEX	20	0.73	0.77	1	1
LA QUINTA CORP	LQI	25	0.734	0.96	1	1
OUTBACK STEAKHOUSE INC	OSI	25	0.734	0.779	1	1
YORK INTERNATIONAL CORP	YRK	20	0.743	0.909	1	1
AMERICA'S CAR-MART INC	CRMT	25	0.744	0.544	1	1
RCM TECHNOLOGIES INC	RCMT	20	0.747	0.868	1	1
MEDIA GENERAL -CL A	MEG	25	0.753	0.842	1	1
MARCUS CORP	MCS	25	0.757	@NA	1	1
MCDONALD'S CORP	MCD	25	0.757	0.901	1	1
WATSCO INC	WSO	20	0.76	0.717	1	1
STANDARD PACIFIC CP	SPF	25	0.77	0.814	1	1
GOODYS FAMILY CLOTHING INC	GDYS	25	0.772	0.788	1	1
ACTION PERFORMANCE COS INC	ATN	25	0.776	0.577	1	1
OSHKOSH TRUCK CORP	OSK	20	0.777	0.749	1	1
HILTON HOTELS CORP	HLT	25	0.779	0.962	1	1
ESCALADE INC	ESCA	25	0.784	1.151	1	1
THOR INDUSTRIES INC	THO	25	0.788	0.743	1	1
THOMAS INDUSTRIES INC	TII	20	0.79	0.809	1	1
WAL-MART STORES	WMT	30	0.79	0.506	1	1
EQUIFAX INC	EFX	20	0.791	0.9	1	1
SMITHFIELD FOODS INC	SFD	30	0.791	0.659	1	1
WINNEBAGO INDUSTRIES	WGO	25	0.792	0.954	1	1
PENNEY (J C) CO	JCP	25	0.795	1.035	1	1

SHOPKO STORES INC	SKO	25	0.796	0.885	1	1
O'REILLY AUTOMOTIVE INC	ORLY	25	0.798	0.885	1	1
RYDER SYSTEM INC	R	20	0.802	0.802	1	1
PENN ENGR & MFG CORP	PNN	20	0.805	0.981	1	1
BANDAG INC	BDG	25	0.81	1.009	1	1
INTERACTIVE DATA CORP	IDC	25	0.81	0.686	1	1
SPHERION CORP	SFN	20	0.815	0.842	1	1
BOWNE & CO INC	BNE	20	0.816	0.905	1	1
EMERSON ELECTRIC CO	EMR	20	0.817	0.96	1	1
USF CORP	USFC	20	0.817	0.73	1	1
VERMONT PURE HOLDINGS LTD	VPS	30	0.819	0.639	1	1
LIFETIME HOAN CORP	LCUT	25	0.821	1.041	1	1
BROWN SHOE CO INC	BWS	25	0.822	0.932	1	1
MOHAWK INDUSTRIES INC	MHK	25	0.825	0.769	1	1
WOODWARD GOVERNOR CO	WGOV	20	0.826	0.968	1	1
HASBRO INC	HAS	25	0.827	0.846	1	1
JOHNSON CONTROLS INC	JCI	25	0.827	0.698	1	1
STANLEY FURNITURE CO INC	STLY	25	0.829	0.885	1	1
ILLINOIS TOOL WORKS	ITW	20	0.832	0.864	1	1
INTERPOOL INC	IPX	20	0.832	0.918	1	1
COACHMEN INDUSTRIES INC	COA	25	0.832	0.92	1	1
FOSSIL INC	FOSL	25	0.833	0.947	1	1
STEWART ENTERPRISES -CL A	STEI	25	0.835	1.189	1	1
TITAN INTERNATIONAL INC	TWI	20	0.836	1.07	1	1
ARKANSAS BEST CORP	ABFS	20	0.838	0.726	1	1
HARTMARX CORP	HMX	25	0.842	0.961	1	1
SHARPER IMAGE CORP	SHRP	25	0.842	1.128	1	1
WHOLE FOODS MARKET INC	WFMI	30	0.846	0.952	1	1
BRUNSWICK CORP	BC	25	0.85	0.894	1	1
MDC HOLDINGS INC	MDC	25	0.852	0.854	1	1
ROCKY SHOES & BOOTS INC	RCKY	25	0.852	1.06	1	1
SERVICE CORP INTERNATIONAL	SCI	25	0.852	1.126	1	1
SANDERSON FARMS INC	SAFM	30	0.854	1.1	1	1
SPARTAN STORES INC	SPTN	30	0.854	0.874	1	1
FEDERAL SIGNAL CORP	FSS	20	0.855	1.05	1	1
PALL CORP	PLL	20	0.855	1	1	1
HUBBELL INC -CL B	HUB.B	20	0.856	0.866	1	1
SOUTHWEST AIRLINES	LUV	20	0.858	0.871	1	1
DANAHER CORP	DHR	20	0.86	0.893	1	1
NORDSON CORP	NDSN	20	0.862	0.908	1	1
HARSCO CORP	HSC	20	0.863	0.959	1	1
TETRA TECH INC	TTEK	20	0.863	0.833	1	1
MODINE MANUFACTURING CO	MOD	25	0.871	0.933	1	1
HAMPSHIRE GROUP LTD	HAMP	25	0.872	1.099	1	1
RYLAND GROUP INC	RYL	25	0.872	1.05	1	1
WOLVERINE TUBE INC	WLV	20	0.882	0.807	1	1
TJX COMPANIES INC	TJX	25	0.889	0.921	1	1
STANLEY WORKS	SWK	25	0.89	0.91	1	1
TBC CORP	TBCC	25	0.894	0.937	1	1
PENTAIR INC	PNR	20	0.896	0.978	1	1
UNIVERSAL FOREST PRODS INC	UFPI	20	0.896	0.905	1	1

GAYLORD ENTERTAINMENT CO	GET	25	0.901	0.946	1	1
MILLER (HERMAN) INC	MLHR	20	0.907	@NA	1	1
BRIGGS & STRATTON	BGG	20	0.91	1.07	1	1
JLG INDUSTRIES INC	JLG	20	0.91	1.053	1	1
P.A.M. TRANSPORTATION SVCS	PTSI	20	0.913	0.906	1	1
MOBILE MINI INC	MINI	20	0.918	0.864	1	1
STRIDE RITE CORP	SRR	25	0.921	0.941	1	1
NACCO INDUSTRIES -CL A	NC	20	0.924	1.225	1	1
EASTMAN KODAK CO	EK	25	0.924	1.089	1	1
HNI CORP	HNI	20	0.925	0.89	1	1
FLORIDA EAST COAST INDS	FLA	20	0.926	0.822	1	1
COSTCO WHOLESALE CORP	COST	30	0.927	0.804	1	1
ALBANY INTL CORP -CL A	AIN	20	0.931	0.996	1	1
GATX CORP	GMT	20	0.937	1.044	1	1
STAPLES INC	SPLS	25	0.94	1.136	1	1
ALLIED WASTE INDUSTRIES INC	AW	20	0.941	1.163	1	1
ROCKWELL AUTOMATION	ROK	20	0.943	0.928	1	1
PULTE HOMES INC	PHM	25	0.944	1.037	1	1
AZTAR CORP	AZR	25	0.947	0.888	1	1
AUDIOVOX CORP -CL A	VOXX	25	0.952	0.971	1	1
GOTTSCHALKS INC	GOT	25	0.954	1.221	1	1
ENCORE WIRE CORP	WIRE	20	0.964	1.279	1	1
PARKER-HANNIFIN CORP	PH	20	0.964	1.061	1	1
ROBERT HALF INTL INC	RHI	20	0.965	1.231	1	1
LEGGETT & PLATT INC	LEG	25	0.972	1.027	1	1
SAUCONY INC -CL B	SCNYB	25	0.975	1.065	1	1
PERMA-FIX ENVIRONMENTAL SVCS	PESI	20	0.98	1.047	1	1
ROSS STORES INC	ROST	25	0.982	1.081	1	1
SHOE CARNIVAL INC	SCVL	25	0.985	0.991	1	1
FINISH LINE INC -CL A	FINL	25	0.991	1.25	1	1
PLAYBOY ENTERPRISES -CL B	PLA	25	0.992	1.11	1	1
BRADY CORP	BRC	20	0.995	0.787	1	1
CHEESECAKE FACTORY INC	CAKE	25	0.999	0.935	1	1
COTT CORP QUE	COT	30	-0.086	-0.109	1	1
QUEBECOR WORLD INC -SUB VTG	IQW	20	0.287	0.418	1	1
MAGNA INTERNATIONAL -CL A	MGA	25	0.535	0.751	1	1
CANADIAN PACIFIC RAILWAY LTD	CP	20	0.698	0.718	1	1
SUNOPTA INC	STKL	30	0.749	0.575	1	1
CANADIAN NATIONAL RAILWAY CO	CNI	20	0.789	0.852	1	1
MASONITE INTERNATIONAL CORP	MHM	20	0.789	0.995	1	1
INTRAWEST CORP	IDR	25	0.925	1.001	1	1
DSG INTERNATIONAL LTD	DSGIF	30	0.438	0.625	1	1
COLES MYER LTD -ADR	CM	30	0.627	0.542	1	1
HELEN OF TROY CORP LTD	HELE	25	0.254	0.427	1	1
BRILLIANCE CHINA AUTO -ADR	CBA	25	0.497	0.682	1	1
COOPER INDUSTRIES LTD	CBE	20	0.799	0.989	1	1
CADBURY SCHWEPPES PLC -ADS	CSG	30	0.037	0.26	1	1
BRITISH AMERN TOB PLC -ADR	BTI	30	0.188	0.393	1	1
INTERCONTINENTAL HOTELS -ADR	IHG	25	0.487	0.516	1	1
RANK GROUP PLC -ADR	RANKY	25	0.704	0.837	1	1
ELSCINT LTD -ORD	ELT	25	-0.168	0.007	1	1

LUXOTTICA GROUP SPA -ADR	LUX	25	0.313	0.379	1	1
NATUZZI SPA -ADR	NTZ	25	0.365	0.573	1	1
FIAT SPA -ADR	FIA	25	0.662	0.779	1	1
BENETTON GROUP SPA -ADR	BNG	25	0.866	1.025	1	1
KIRIN BREWERY LTD -ADR	KNBWY	30	0.298	0.391	1	1
MAKITA CORP -ADR	MKTAY	25	0.366	0.656	1	1
FUJI PHOTO FILM -ADR	FUJIY	25	0.381	0.501	1	1
NISSAN MOTOR CO LTD -ADR	NSANY	25	0.414	0.681	1	1
KUBOTA CORP -ADR	KUB	20	0.48	0.391	1	1
KOMATSU LTD -ADR	KMTUY	20	0.481	0.627	1	1
HONDA MOTOR LTD -AM SHARES	HMC	25	0.491	0.423	1	1
MITSUI & CO LTD -ADR	MITSY	20	0.648	0.436	1	1
MATSUSHITA ELECTRIC -ADR	MC	25	0.802	0.887	1	1
SAVIA SA DE CV -ADR	VAI	30	0.314	0.232	1	1
COCA-COLA FEMSA DE C V -ADR	KOF	30	0.933	0.849	1	1
GRUPO TMM -ADR	TMM	20	0.971	0.924	1	1
VELCRO INDUSTRIES N V	VELCF	25	0.555	0.577	1	1
UNILEVER N V -ADR	UN	30	0.081	0.239	1	1
ARCADIS NV -ADR	ARCAF	20	0.596	0.699	1	1
CARNIVAL CORP	CCL	25	0.912	0.819	1	1
ELECTROLUX AB -ADR	ELUXY	25	0.936	0.996	1	1
SKF AB -ADR	SKFRY	20	0.961	0.982	1	1

Excluded Companies

FIRST REPUBLIC CORP AMERICA	FRPC
HANOVER FOODS CORP/PA	HNFSA
WACOAL CORP -ADR	WACLY
SEABOARD CORP	SEB
PUBLIX SUPER MARKETS INC	3PUSH
JAPAN AIRLINES CORP -ADR	JALSY

Sum=2 means keep	CEQ > 0	2003 Shares Traded	Screen on Trading Volume	Country of Incorporation	Average 1993-2004 ROE
2	1	28.475	1	0	-20.0
2	1	3.083	1	0	8.5
2	1	17.491	1	0	8.9
2	1	0.716	1	0	6.7
2	1	630.363	1	0	10.2
2	1	26.421	1	0	10.6
2	1	663.505	1	0	10.1
2	1	211.935	1	0	29.7
2	1	12.416	1	0	10.8
2	1	10.979	1	0	6.4
2	1	116.591	1	0	26.8
2	1	5.326	1	0	-4.3
2	1	37.75	1	0	-0.2
2	1	1.771	1	0	11.8
2	1	284.585	1	0	26.5
2	1	5.594	1	0	2.4
2	1	2	1	0	13.1
2	1	56.371	1	0	11.3
2	1	122.598	1	0	18.1
2	1	1.213	1	0	17.0
2	1	42.339	1	0	12.3
2	1	2.779	1	0	14.2
2	1	157.054	1	0	-8.3
2	1	3.669	1	0	2.8
2	1	0.975	1	0	6.0
2	1	603.008	1	0	38.6
2	1	1.046	1	0	9.2
2	1	0.167	1	0	11.7
2	1	1.578	1	0	1.5
2	1	36.169	1	0	16.2
2	1	10.223	1	0	5.8
2	1	9.174	1	0	23.4
2	1	30.217	1	0	6.1
2	1	662.573	1	0	17.1
2	1	2.784	1	0	5.5
2	1	1.771	1	0	4.0
2	1	22.217	1	0	18.8
2	1	307.194	1	0	7.5
2	1	16.087	1	0	17.0
2	1	1.137	1	0	6.0
2	1	2.147	1	0	9.4
2	1	11.639	1	0	26.9
2	1	257.916	1	0	50.5
2	1	124.198	1	0	25.5
2	1	5.616	1	0	4.3
2	1	59.105	1	0	12.9

2	1	0.41	1	0	7.9
2	1	17.101	1	0	12.1
2	1	11.771	1	0	8.3
2	1	9.284	1	0	-3.8
2	1	11.156	1	0	12.4
2	1	1.02	1	0	8.6
2	1	7.683	1	0	7.7
2	1	21.666	1	0	8.5
2	1	46.637	1	0	7.7
2	1	1.837	1	0	13.2
2	1	6.252	1	0	57.1
2	1	0.51	1	0	8.3
2	1	20.44	1	0	9.4
2	1	156.598	1	0	11.6
2	1	17.306	1	0	9.1
2	1	36.251	1	0	11.9
2	1	9.521	1	0	19.1
2	1	60.296	1	0	11.5
2	1	1.792	1	0	5.6
2	1	46.068	1	0	19.9
2	1	28.674	1	0	13.8
2	1	52.42	1	0	11.7
2	1	4.96	1	0	18.8
2	1	30.2	1	0	8.8
2	1	6.403	1	0	3.7
2	1	0.153	1	0	3.3
2	1	2.217	1	0	8.9
2	1	1.378	1	0	10.0
2	1	8.483	1	0	13.5
2	1	63.197	1	0	17.1
2	1	29.615	1	0	12.2
2	1	1.898	1	0	12.3
2	1	25.734	1	0	11.5
2	1	35.143	1	0	8.1
2	1	153.456	1	0	13.9
2	1	5.125	1	0	9.5
2	1	3.03	1	0	13.9
2	1	130.672	1	0	11.3
2	1	6.034	1	0	8.7
2	1	16.066	1	0	10.1
2	1	129.889	1	0	29.1
2	1	1.507	1	0	5.9
2	1	48.529	1	0	16.1
2	1	0.981	1	0	0.1
2	1	125.147	1	0	17.5
2	1	3.312	1	0	3.6
2	1	222.014	1	0	19.6
2	1	3.933	1	0	-1.0
2	1	15.924	1	0	34.9
2	1	11.006	1	0	13.8
2	1	2.015	1	0	5.9

2	1	31.474	1	0	11.1
2	1	48.536	1	0	9.5
2	1	12.399	1	0	11.5
2	1	2.074	1	0	11.0
2	1	2.381	1	0	11.0
2	1	2.533	1	0	9.2
2	1	5.508	1	0	6.7
2	1	66.322	1	0	11.0
2	1	165.646	1	0	24.4
2	1	520.165	1	0	7.4
2	1	51.089	1	0	20.4
2	1	6.014	1	0	11.3
2	1	10.105	1	0	2.1
2	1	15.958	1	0	16.1
2	1	9.062	1	0	25.1
2	1	1.205	1	0	7.4
2	1	12.852	1	0	16.2
2	1	50.704	1	0	12.4
2	1	0.324	1	0	14.6
2	1	163.855	1	0	12.0
2	1	6.203	1	0	-2.2
2	1	364.822	1	0	25.3
2	1	9.792	1	0	9.3
2	1	9.54	1	0	14.7
2	1	10.581	1	0	10.2
2	1	3.911	1	0	-34.8
2	1	3.644	1	0	16.3
2	1	432.054	1	0	25.7
2	1	475.163	1	0	17.1
2	1	0.495	1	0	3.8
2	1	0.618	1	0	6.4
2	1	38.177	1	0	13.3
2	1	21.268	1	0	5.4
2	1	1.859	1	0	13.3
2	1	3.78	1	0	13.4
2	1	2248.674	1	0	43.2
2	1	8.187	1	0	10.2
2	1	2.972	1	0	5.6
2	1	2.711	1	0	14.5
2	1	97.249	1	0	8.1
2	1	1.11	1	0	9.1
2	1	0.389	1	0	7.6
2	1	522.117	1	0	18.0
2	1	36.447	1	0	16.4
2	1	168.388	1	0	19.2
2	1	1324.1	1	0	43.0
2	1	92.678	1	0	15.7
2	1	8.079	1	0	17.1
2	1	232.898	1	0	15.1
2	1	53.835	1	0	15.5
2	1	36.555	1	0	4.2

2	1	5.06	1	0	2.1
2	1	73.927	1	0	19.3
2	1	36.562	1	0	21.3
2	1	69.136	1	0	13.1
2	1	25.028	1	0	23.3
2	1	1.453	1	0	4.0
2	1	8.751	1	0	12.2
2	1	17.31	1	0	10.6
2	1	578.551	1	0	51.8
2	1	117.487	1	0	28.8
2	1	8.137	1	0	14.4
2	1	815.931	1	0	38.9
2	1	15.456	1	0	13.1
2	1	2.41	1	0	7.1
2	1	3.586	1	0	12.5
2	1	310.018	1	0	34.7
2	1	5.46	1	0	9.6
2	1	1	1	0	6.8
2	1	21.707	1	0	14.2
2	1	100.972	1	0	24.2
2	1	4.849	1	0	28.4
2	1	16.055	1	0	-8.8
2	1	395.766	1	0	8.0
2	1	1.486	1	0	3.3
2	1	34.981	1	0	9.3
2	1	36.491	1	0	13.4
2	1	18.719	1	0	23.7
2	1	19.234	1	0	5.0
2	1	252.639	1	0	15.6
2	1	0.919	1	0	6.9
2	1	1.98	1	0	6.6
2	1	3.166	1	0	10.8
2	1	6.735	1	0	6.5
2	1	29.676	1	0	10.4
2	1	162.529	1	0	6.4
2	1	0.367	1	0	6.9
2	1	19.485	1	0	8.7
2	1	8.047	1	0	11.7
2	1	277.924	1	0	14.0
2	1	279.601	1	0	25.0
2	1	3.481	1	0	9.1
2	1	339.022	1	0	8.4
2	1	3.057	1	0	13.2
2	1	24.418	1	0	14.9
2	1	55.974	1	0	50.3
2	1	2.435	1	0	1.0
2	1	11.119	1	0	4.4
2	1	9.525	1	0	-1.7
2	1	8.09	1	0	6.0
2	1	146.216	1	0	13.4
2	1	4.888	1	0	9.3

2	1	910.727	1	0	38.7
2	1	114.492	1	0	17.6
2	1	511.888	1	0	76.8
2	1	1.007	1	0	-0.8
2	1	84.312	1	0	15.0
2	1	6.217	1	0	8.0
2	1	8.505	1	0	13.7
2	1	109.933	1	0	9.8
2	1	7.135	1	0	2.3
2	1	1021.342	1	0	29.5
2	1	47.593	1	0	17.1
2	1	28.903	1	0	7.4
2	1	8.612	1	0	11.4
2	1	831.218	1	0	19.0
2	1	113.482	1	0	7.2
2	1	41.295	1	0	13.5
2	1	2.188	1	0	13.3
2	1	12.69	1	0	12.5
2	1	8.485	1	0	7.4
2	1	5.804	1	0	9.1
2	1	327.988	1	0	46.3
2	1	662.466	1	0	27.3
2	1	4.366	1	0	18.3
2	1	2.636	1	0	8.5
2	1	39.565	1	0	5.8
2	1	178.026	1	0	17.5
2	1	97.638	1	0	4.5
2	1	11.989	1	0	4.6
2	1	25.863	1	0	6.4
2	1	37.783	1	0	10.4
2	1	11.101	1	0	4.1
2	1	183.611	1	0	12.8
2	1	3.008	1	0	19.4
2	1	87.796	1	0	14.9
2	1	31.731	1	0	13.5
2	1	630.148	1	0	21.5
2	1	0.74	1	0	7.7
2	1	173.069	1	0	35.5
2	1	253.832	1	0	11.4
2	1	454.44	1	0	7.6
2	1	264.358	1	0	9.4
2	1	116.908	1	0	13.8
2	1	158.863	1	0	25.0
2	1	8.436	1	0	13.7
2	1	341.52	1	0	10.3
2	1	34.24	1	0	11.9
2	1	2.534	1	0	4.2
2	1	11.95	1	0	9.1
2	1	19.551	1	0	37.4
2	1	42.242	1	0	8.4
2	1	73.923	1	0	21.8

2	1	394.924	1	0	16.9
2	1	0.824	1	0	9.2
2	1	48.093	1	0	19.1
2	1	14.97	1	0	37.1
2	1	210.022	1	0	2.3
2	1	387.936	1	0	24.0
2	1	7.088	1	0	26.8
2	1	18.514	1	0	3.5
2	1	569.118	1	0	9.2
2	1	3.377	1	0	17.2
2	1	18.239	1	0	14.4
2	1	20.247	1	0	15.6
2	1	174.504	1	0	4.9
2	1	8.935	1	0	7.5
2	1	91.165	1	0	8.4
2	1	135.785	1	0	5.6
2	1	84.122	1	0	-9.7
2	1	109.587	1	0	16.2
2	1	4.206	1	0	14.7
2	1	0.449	1	0	3.6
2	1	66.176	1	0	10.1
2	1	116.813	1	0	10.7
2	1	6.252	1	0	9.2
2	1	26.8	1	0	15.2
2	1	1148.072	1	0	22.4
2	1	19.103	1	0	25.5
2	1	537.039	1	0	25.9
2	1	154.792	1	0	12.5
2	1	6.938	1	0	4.1
2	1	17.827	1	0	12.0
2	1	72.699	1	0	15.5
2	1	51.389	1	0	9.2
2	1	8.925	1	0	0.5
2	1	2.288	1	0	4.8
2	1	306.739	1	0	13.1
2	1	34.532	1	0	5.8
2	1	14.943	1	0	10.3
2	1	219.073	1	0	24.4
2	1	20.796	1	0	15.2
2	1	3.847	1	0	17.8
2	1	190.278	1	0	5.1
2	1	39.631	1	0	13.8
2	1	7.931	1	0	11.6
2	1	143.333	1	0	17.0
2	1	24.592	1	0	14.7
2	1	137.302	1	0	32.7
2	1	1051.674	1	0	26.0
2	1	57.798	1	0	15.6
2	1	631.317	1	0	12.5
2	1	0.491	1	0	3.3
2	1	53.479	1	0	14.3

2	1	418.421	1	0	12.8
2	1	45.613	1	0	16.4
2	1	16.195	1	0	10.5
2	1	17.753	1	0	5.6
2	1	243.945	1	0	14.3
2	1	2.464	1	0	9.7
2	1	1.738	1	0	13.1
2	1	14.644	1	0	2.4
2	1	63.866	1	0	10.1
2	1	74.155	1	0	29.1
2	1	264.475	1	0	10.0
2	1	1.153	1	0	-1.8
2	1	24.434	1	0	7.8
2	1	4.636	1	0	11.0
2	1	66.019	1	0	7.9
2	1	2.492	1	0	8.3
2	1	251.168	1	0	11.7
2	1	109.712	1	0	8.3
2	1	33.446	1	0	6.2
2	1	27.648	1	0	19.9
2	1	30.775	1	0	14.4
2	1	21.077	1	0	14.1
2	1	12.835	1	0	19.3
2	1	531.703	1	0	17.0
2	1	84.923	1	0	11.7
2	1	277.829	1	0	12.7
2	1	8.515	1	0	5.4
2	1	47.435	1	0	19.4
2	1	67.604	1	0	12.5
2	1	169.981	1	0	6.7
2	1	2.545	1	0	13.3
2	1	126.48	1	0	14.7
2	1	13.489	1	0	9.7
2	1	14.689	1	0	19.1
2	1	298.992	1	0	18.0
2	1	24.798	1	0	5.0
2	1	25.214	1	0	7.4
2	1	22.725	1	0	4.4
2	1	161.961	1	0	3.3
2	1	261.448	1	0	18.2
2	1	107.922	1	0	19.0
2	1	11.073	1	0	15.9
2	1	2.476	1	0	3.3
2	1	1.476	1	0	18.8
2	1	229.723	1	0	7.5
2	1	261.209	1	0	20.6
2	1	16.094	1	0	9.0
2	1	260.924	1	0	23.4
2	1	5.711	1	0	-15.4
2	1	22.665	1	0	10.9
2	1	238.799	1	0	20.9

2	1	143.648	1	0	17.6
2	1	146.413	1	0	10.7
2	1	257.608	1	0	19.2
2	1	103.982	1	0	-1.7
2	1	901.467	1	0	12.2
2	1	24.422	1	0	19.0
2	1	146.981	1	0	7.4
2	1	388.255	1	0	16.3
2	1	510.321	1	0	11.7
2	1	29.333	1	0	14.1
2	1	158.698	1	0	45.7
2	1	2.052	1	0	10.5
2	1	168.245	1	0	22.8
2	1	5.253	1	0	28.7
2	1	951.507	1	0	13.6
2	1	33.625	1	0	23.7
2	1	365.897	1	0	19.4
2	1	9.885	1	0	13.4
2	1	395.938	1	0	17.8
2	1	175.905	1	0	18.0
2	1	375.69	1	0	6.7
2	1	5.423	1	0	12.5
2	1	9.681	1	0	5.5
2	1	16.847	1	0	14.1
2	1	120.295	1	0	29.0
2	1	33.06	1	0	20.7
2	1	738.832	1	0	20.5
2	1	0.4	1	0	18.0
2	1	62.796	1	0	22.0
2	1	114.195	1	0	-12.5
2	1	139.061	1	0	19.7
2	1	68.228	1	0	10.0
2	1	20.073	1	0	5.5
2	1	5.822	1	0	4.8
2	1	21.524	1	0	19.6
2	1	10.262	1	0	9.3
2	1	1699.994	1	0	17.6
2	1	18.118	1	0	11.1
2	1	84.484	1	0	12.7
2	1	25.46	1	0	9.4
2	1	79.698	1	0	6.8
2	1	64.594	1	0	12.7
2	1	440.103	1	0	11.9
2	1	3.109	1	0	20.2
2	1	101.575	1	0	17.1
2	1	8.746	1	0	12.2
2	1	2102.916	1	0	21.6
2	1	134.507	1	0	52.3
2	1	128.631	1	0	14.2
2	1	140.87	1	0	24.2
2	1	775.903	1	0	6.1

2	1	58.501	1	0	8.6
2	1	77.676	1	0	14.4
2	1	96.575	1	0	11.2
2	1	3.278	1	0	11.2
2	1	12.365	1	0	16.5
2	1	29.605	1	0	2.9
2	1	44.125	1	0	4.0
2	1	20.998	1	0	8.1
2	1	354.706	1	0	19.9
2	1	41.623	1	0	12.1
2	1	3.7	1	0	-9.9
2	1	8.612	1	0	10.1
2	1	34.801	1	0	7.4
2	1	119.285	1	0	17.5
2	1	7.722	1	0	9.6
2	1	248.187	1	0	9.1
2	1	265.258	1	0	16.9
2	1	4.794	1	0	16.4
2	1	268.855	1	0	18.7
2	1	7.07	1	0	11.7
2	1	11.405	1	0	12.2
2	1	96.39	1	0	26.4
2	1	86.961	1	0	4.5
2	1	18.361	1	0	2.5
2	1	63.362	1	0	8.4
2	1	12.208	1	0	6.3
2	1	68.33	1	0	8.2
2	1	232.375	1	0	10.4
2	1	115.305	1	0	9.7
2	1	86.145	1	0	18.8
2	1	8.585	1	0	6.4
2	1	189.146	1	0	2.7
2	1	14.849	1	0	13.6
2	1	8.778	1	0	0.5
2	1	76.217	1	0	16.4
2	1	150.081	1	0	14.1
2	1	28.74	1	0	16.1
2	1	640.076	1	0	14.1
2	1	497.679	1	0	18.3
2	1	24.657	1	0	17.9
2	1	30.125	1	0	14.5
2	1	75.698	1	0	14.5
2	1	20.312	1	0	14.1
2	1	2.169	1	0	12.1
2	1	393.155	1	0	15.6
2	1	8.604	1	0	7.9
2	1	691.559	1	0	34.9
2	1	166.537	1	0	16.9
2	1	22.759	1	0	13.9
2	1	132.905	1	0	12.4
2	1	15.075	1	0	16.0

2	1	18.687	1	0	13.3
2	1	73.116	1	0	25.8
2	1	84.296	1	0	21.3
2	1	58.573	1	0	20.7
2	1	7.967	1	0	20.2
2	1	20.909	1	0	7.0
2	1	25.559	1	0	8.3
2	1	3.843	1	0	10.7
2	1	955.297	1	0	21.3
2	1	33.092	1	0	21.1
2	1	10.131	1	0	3.3
2	1	1201.694	1	0	12.0
2	1	38.424	1	0	10.9
2	1	133.718	1	0	11.4
2	1	1682.421	1	0	14.1
2	1	321.276	1	0	-2.8
2	1	216.096	1	0	16.3
2	1	378.015	1	0	17.0
2	1	67.093	1	0	6.1
2	1	30.494	1	0	6.2
2	1	5.194	1	0	1.1
2	1	9.496	1	0	14.9
2	1	228.919	1	0	13.7
2	1	200.421	1	0	17.6
2	1	140.562	1	0	16.2
2	1	2.225	1	0	7.4
2	1	17.936	1	0	-14.7
2	1	557.984	1	0	26.8
2	1	11.63	1	0	8.4
2	1	179.414	1	0	12.4
2	1	11.153	1	0	-6.3
2	1	19.766	1	0	13.5
2	1	251.17	1	0	12.9
2	1	38.76	1	9	9.2
2	1	9.131	1	9	8.6
2	1	63.153	1	9	15.8
2	1	32.696	1	9	8.6
2	1	83.477	1	9	-2.2
2	1	109.229	1	9	5.4
2	1	2.028	1	9	12.4
2	1	20.265	1	9	7.4
2	1	0.461	1	13	3.8
2	1	0.196	1	14	12.4
2	1	70.583	1	18	13.1
2	1	10.078	1	18	16.4
2	1	115.846	1	18	12.7
2	1	47.383	1	31	22.6
2	1	13.976	1	31	22.0
2	1	13.78	1	31	12.4
2	1	0.9	1	31	5.9
2	1	1.288	1	49	4.2

2	1	39.381	1	50	27.5
2	1	23.479	1	50	22.5
2	1	16.854	1	50	-4.1
2	1	1.003	1	50	13.5
2	1	5.672	1	52	4.8
2	1	1.05	1	52	3.0
2	1	14.799	1	52	5.6
2	1	63.799	1	52	2.7
2	1	0.911	1	52	4.4
2	1	@NA	1	52	0.2
2	1	93.387	1	52	12.9
2	1	0.224	1	52	5.1
2	1	46.091	1	52	0.1
2	1	1.832	1	64	5.2
2	1	38.472	1	64	19.8
2	1	22.787	1	64	-13.6
2	1	1.12	1	67	16.8
2	1	160.581	1	68	30.0
2	1	1.536	1	68	19.2
2	1	698.302	1	74	18.0
2	1	4.464	1	88	14.1
2	1	1.056	1	88	10.9

Average
Std. Dev
+1 Std. Dev
-1 Std. Dev

12.9
10.0
22.8
2.9

Company Name	Ticker Symbol	GICS Economic Sector	Beta[Y03]	Beta[Y04]	12 years ceq data	CEQ 2003 > 50
ALDERWOODS GROUP INC	AWGI	25	-35.902	-34.937	1	1
ALLIED DEFENSE GROUP INC	ADG	20	-0.522	-0.624	1	1
HEALTHCARE SERVICES GROUP	HCSG	20	-0.481	-0.609	1	1
MARSH SUPERMARKETS -CL B	MARSB	30	-0.322	-0.073	1	1
NORTHROP GRUMMAN CORP	NOC	20	-0.317	-0.124	1	1
HANCOCK FABRICS INC	HKF	25	-0.3	-0.078	1	1
LOCKHEED MARTIN CORP	LMT	20	-0.282	-0.144	1	1
HERSHEY CO	HSY	30	-0.262	-0.21	1	1
MINE SAFETY APPLIANCES CO	MSA	20	-0.247	-0.219	1	1
SPARTAN MOTORS INC	SPAR	25	-0.246	-0.243	1	1
ALLIANT TECHSYSTEMS INC	ATK	20	-0.233	-0.325	1	1
GP STRATEGIES CP	GPX	20	-0.228	-0.142	1	1
EDO CORP	EDO	20	-0.221	-0.194	1	1
FRESH BRANDS INC	FRSH	30	-0.219	-0.158	1	1
GTECH HOLDINGS CORP	GTK	25	-0.211	-0.247	1	1
STANDARD COMMERCIAL CORP	STW	30	-0.185	0.215	1	1
ANDERSONS INC	ANDE	25	-0.157	-0.097	1	1
DRS TECHNOLOGIES INC	DRS	20	-0.152	-0.228	1	1
ENGINEERED SUPPORT SYSTEMS	EASI	20	-0.133	0.116	1	1
CHROMCRAFT REVINGTON INC	CRC	25	-0.132	-0.054	1	1
OLD DOMINION FREIGHT	ODFL	20	-0.131	0.183	1	1
WEYCO GROUP INC	WEYS	25	-0.129	-0.114	1	1
DREYER'S GRAND ICE CRM HLDGS	DRYR	30	-0.123	0.077	1	1
SYMS CORP	SYM	25	-0.105	0.023	1	1
NOLAND COMPANY	NOLD	25	-0.103	-0.036	1	1
ANHEUSER-BUSCH COS INC	BUD	30	-0.101	-0.052	1	1
FRISCH'S RESTAURANTS INC	FRS	25	-0.099	@NA	1	1
FEDERAL SCREW WORKS	FSCR	25	-0.082	-0.093	1	1
INTL SHIPHOLDING CORP	ISH	20	-0.081	0.009	1	1
HARLAND (JOHN H.) CO	JH	20	-0.055	-0.053	1	1
BON-TON STORES INC	BONT	25	-0.054	0.001	1	1
NATURES SUNSHINE PRODS INC	NATR	30	-0.048	0.285	1	1
CENTRAL GARDEN & PET CO	CENT	30	-0.041	0.245	1	1
MATTEL INC	MAT	25	-0.039	0.213	1	1
HAGGAR CORP	HGGR	25	-0.033	-0.042	1	1
VIRCO MANUFACTURING CORP	VIR	25	-0.016	0.074	1	1
UNIVERSAL CORP/VA	UVV	30	-0.015	0.106	1	1
COCA-COLA ENTERPRISES	CCE	30	-0.011	0.03	1	1
STURM RUGER & CO INC	RGR	25	-0.009	0.047	1	1
TWIN DISC INC	TWIN	20	-0.005	0.043	1	1
SUPERIOR UNIFORM GROUP INC	SGC	25	-0.005	0.1	1	1
OSHKOSH B'GOSH INC -CL A	GOSHA	25	0.001	-0.059	1	1
KELLOGG CO	K	30	0.002	-0.007	1	1
MCCORMICK & COMPANY INC	MKC	30	0.004	0.053	1	1
CPI CORP	CPY	25	0.014	0.178	1	1
JARDEN CORP	JAH	25	0.02	0.179	1	1

CRUZAN INTERNATIONAL INC	RUM	30	0.022	0.01	1	1
CURTISS-WRIGHT CORP	CW	20	0.024	0.048	1	1
ASHWORTH INC	ASHW	25	0.03	0.148	1	1
DIXIE GROUP INC	DXYN	25	0.031	0.199	1	1
MARTEN TRANSPORT LTD	MRTN	20	0.033	0.165	1	1
PATRICK INDUSTRIES INC	PATK	20	0.034	0.14	1	1
FROZEN FOOD EXPRESS INDS	FFEX	20	0.039	0.358	1	1
APPLIED SIGNAL TECHNOLOGY	APSG	20	0.04	0.247	1	1
JO-ANN STORES INC	JAS	25	0.041	0.026	1	1
BRIDGFORD FOODS CORP	BRID	30	0.042	0.017	1	1
COCA-COLA BTLNG CONS	COKE	30	0.048	0.145	1	1
GREY GLOBAL GROUP INC	GREY	25	0.049	0.122	1	1
APPLIED INDUSTRIAL TECH INC	AIT	20	0.053	0.19	1	1
GYMBOREE CORP	GYMB	25	0.054	0.148	1	1
WATTS WATER TECHNOLOGIES INC	WTS	20	0.089	0.303	1	1
BOB EVANS FARMS	BOBE	25	0.092	0.363	1	1
ENNIS INC	EBF	20	0.098	0.271	1	1
PEPSIAMERICAS INC	PAS	30	0.099	0.295	1	1
INTL ALUMINUM	IAL	20	0.104	0.184	1	1
ROLLINS INC	ROL	20	0.112	0.186	1	1
SMITH (A O) CORP	AOS	20	0.112	0.191	1	1
SMUCKER (JM) CO	SJM	30	0.124	0.076	1	1
BENIHANA INC -CL A	BNHNA	25	0.13	0.444	1	1
HERLEY INDUSTRIES INC/DE	HRLY	20	0.133	-0.09	1	1
JOHNSON OUTDOORS INC -CL A	JOUT	25	0.133	0.199	1	1
SENECA FOODS CORP -CL B	SENEB	30	0.138	0.087	1	1
ALLEGHANY CORP	Y	20	0.143	0.137	1	1
ALICO INC	ALCO	30	0.145	0.296	1	1
MONRO MUFFLER BRAKE INC	MNRO	25	0.15	0.366	1	1
HORMEL FOODS CORP	HRL	30	0.15	0.142	1	1
BANTA CORP	BN	20	0.151	0.364	1	1
SCHAWK INC -CL A	SGK	20	0.151	0.374	1	1
LANCE INC	LNCE	30	0.151	0.33	1	1
CUBIC CORP	CUB	20	0.157	0.093	1	1
CONSTELLATION BRANDS -CL A	STZ	30	0.163	0.273	1	1
WEIS MARKETS INC	WMK	30	0.163	0.104	1	1
GRAY TELEVISION INC	GTN	25	0.166	0.174	1	1
PERFORMANCE FOOD GROUP CO	PFGC	30	0.167	0.079	1	1
INGLES MARKETS INC -CL A	IMKTA	30	0.168	0.104	1	1
MCCLATCHY CO -CL A	MNI	25	0.17	0.191	1	1
WRIGLEY (WM) JR CO	WWY	30	0.17	0.069	1	1
TODD SHIPYARDS CORP	TOD	20	0.171	0.173	1	1
HARTE HANKS INC	HHS	25	0.175	0.242	1	1
MAUI LAND & PINEAPPLE CO	MLP	30	0.175	0.15	1	1
RUBY TUESDAY INC	RI	25	0.18	@NA	1	1
FOSTER (LB) CO	FSTR	20	0.181	0.218	1	1
APPLEBEES INTL INC	APPB	25	0.183	0.355	1	1
CROSS (A.T.) & CO -CL A	ATX	20	0.188	0.066	1	1
CEDAR FAIR -LP	FUN	25	0.191	0.305	1	1
VALMONT INDUSTRIES	VMI	20	0.194	0.165	1	1
STARRETT (L.S.) CO -CL A	SCX	20	0.203	0.262	1	1

RUDDICK CORP	RDK	30	0.206	0.165	1	1
LANDRYS RESTAURANTS INC	LNY	25	0.208	0.29	1	1
BUILDING MATERIALS HLDG CP	BMHC	25	0.212	0.171	1	1
ALAMO GROUP INC	ALG	20	0.213	0.362	1	1
USA TRUCK INC	USAK	20	0.216	0.471	1	1
FARMER BROS CO	FARM	30	0.221	0.06	1	1
EXPONENT INC	EXPO	20	0.222	0.108	1	1
O'CHARLEY'S INC	CHUX	25	0.225	0.229	1	1
SERVICEMASTER CO	SVM	25	0.225	0.364	1	1
RAYTHEON CO	RTN	20	0.227	0.364	1	1
PAPA JOHNS INTERNATIONAL INC	PZZA	25	0.228	0.462	1	1
UNIFIRST CORP	UNF	25	0.228	0.387	1	1
ANGELICA CORP	AGL	20	0.23	0.251	1	1
BARNES GROUP INC	B	20	0.234	0.331	1	1
FRANKLIN ELECTRIC CO INC	FELE	20	0.238	0.299	1	1
DUCKWALL ALCO STORES INC	DUCK	25	0.239	0.272	1	1
RAVEN INDUSTRIES INC	RAVN	20	0.243	0.336	1	1
GRANITE CONSTRUCTION INC	GVA	20	0.244	0.322	1	1
ARDEN GROUP INC -CL A	ARDNA	30	0.245	0.331	1	1
CBRL GROUP INC	CBRL	25	0.247	-0.021	1	1
JAMESON INNS INC	JAMS	25	0.247	0.3	1	1
BLOCK H & R INC	HRB	25	0.248	0.252	1	1
KIMBALL INTERNATIONAL -CL B	KBALB	25	0.249	0.315	1	1
GENLYTE GROUP INC	GLYT	20	0.25	0.442	1	1
KADANT INC	KAI	20	0.25	0.32	1	1
CALIFORNIA COASTAL CMNTYS	CALC	25	0.25	0.389	1	1
WASHINGTON POST -CL B	WPO	25	0.253	0.31	1	1
KIMBERLY-CLARK CORP	KMB	30	0.254	0.14	1	1
ALBERTSONS INC	ABS	30	0.256	0.382	1	1
LAZARE KAPLAN INTERNATIONAL	LKI	25	0.259	@NA	1	1
AMREP CORP	AXR	20	0.26	0.46	1	1
RYAN'S RESTAURANT GROUP INC	RYAN	25	0.26	0.187	1	1
DIMON INC	DMN	30	0.263	0.382	1	1
MET-PRO CORP	MPR	20	0.264	0.317	1	1
TENNANT CO	TNC	20	0.265	0.415	1	1
ALTRIA GROUP INC	MO	30	0.265	0.565	1	1
RUSS BERRIE & CO INC	RUS	25	0.267	0.248	1	1
AMPCO-PITTSBURGH CORP	AP	20	0.269	0.381	1	1
BADGER METER INC	BMI	20	0.269	0.344	1	1
LONGS DRUG STORES CORP	LDG	30	0.273	0.376	1	1
FLEXSTEEL INDS	FLXS	25	0.274	0.313	1	1
PATRIOT TRANSN HOLDING INC	PATR	20	0.275	0.229	1	1
CONAGRA FOODS INC	CAG	30	0.275	@NA	1	1
INTL SPEEDWAY CORP -CL A	ISCA	25	0.276	0.219	1	1
SONIC CORP	SONC	25	0.276	0.044	1	1
COCA-COLA CO	KO	30	0.28	0.242	1	1
ALBERTO-CULVER CO	ACV	30	0.281	0.254	1	1
LINDSAY MANUFACTURING CO	LNN	20	0.282	0.433	1	1
PIER 1 IMPORTS INC/DE	PIR	25	0.282	0.665	1	1
CHURCH & DWIGHT INC	CHD	30	0.284	0.368	1	1
AMERCO	UHAL	20	0.286	0.468	1	1

BAKER (MICHAEL) CORP	BKR	20	0.286	0.319	1	1
HEARTLAND EXPRESS INC	HTLD	20	0.289	0.371	1	1
DELTA & PINE LAND CO	DLP	30	0.289	0.303	1	1
JACK IN THE BOX INC	JBX	25	0.293	0.179	1	1
LANCASTER COLONY CORP	LANC	30	0.295	0.113	1	1
ML MACADAMIA ORCHARDS -LP	NUT	30	0.295	0.374	1	1
CASCADE CORP	CAE	20	0.297	0.503	1	1
KELLY SERVICES INC -CL A	KELYA	20	0.303	0.455	1	1
SARA LEE CORP	SLE	30	0.303	0.353	1	1
LANDSTAR SYSTEM INC	LSTR	20	0.304	0.276	1	1
PULITZER INC	PTZ	25	0.308	0.518	1	1
GILLETTE CO	G	30	0.309	0.279	1	1
TREDEGAR CORP	TG	20	0.31	0.239	1	1
COBRA ELECTRS CORP	COBR	25	0.316	0.326	1	1
CSS INDUSTRIES INC	CSS	25	0.318	0.354	1	1
HEINZ (H J) CO	HNZ	30	0.322	0.238	1	1
POWELL INDUSTRIES INC	POWL	20	0.325	0.44	1	1
MESTEK INC	MCC	25	0.325	0.273	1	1
BALDOR ELECTRIC CO	BEZ	20	0.327	0.428	1	1
BROWN-FORMAN -CL B	BF.B	30	0.329	0.278	1	1
DREW INDUSTRIES INC	DW	25	0.33	0.389	1	1
WORLDWIDE RESTAURANT CONCEP	SZ	25	0.331	0.607	1	1
ARCHER-DANIELS-MIDLAND CO	ADM	30	0.331	0.381	1	1
SPARTON CORP	SPA	20	0.336	0.24	1	1
LONE STAR STEAKHOUSE SALOON	STAR	25	0.343	0.359	1	1
GRIFFON CORP	GFF	20	0.348	0.437	1	1
WILEY (JOHN) & SONS -CL A	JW.A	25	0.351	0.175	1	1
ESCO TECHNOLOGIES INC	ESE	20	0.353	0.375	1	1
HARRAHS ENTERTAINMENT INC	HET	25	0.353	0.503	1	1
OIL DRI CORP AMERICA	ODC	30	0.354	0.402	1	1
NATIONAL PRESTO INDS INC	NPK	25	0.355	0.472	1	1
GEHL CO	GEHL	20	0.356	0.467	1	1
MODTECH HOLDINGS INC	MODTE	20	0.357	0.465	1	1
MOOG INC -CL A	MOG.A	20	0.358	0.212	1	1
DILLARDS INC -CL A	DDS	25	0.358	0.469	1	1
VILLAGE SUPER MARKET -CL A	VLGEA	30	0.36	0.542	1	1
TECUMSEH PRODUCTS CO -CL A	TECUA	20	0.364	0.492	1	1
HEICO CORP	HEI	20	0.369	0.472	1	1
WENDY'S INTERNATIONAL INC	WEN	25	0.379	0.448	1	1
CLOROX CO/DE	CLX	30	0.379	0.21	1	1
DEB SHOPS INC	DEBS	25	0.38	0.297	1	1
TYSON FOODS INC -CL A	TSN	30	0.38	0.375	1	1
CHURCHILL DOWNS INC	CHDN	25	0.381	0.344	1	1
FEDDERS CORP	FJC	25	0.382	0.384	1	1
GRACO INC	GGG	20	0.388	0.406	1	1
SEQUA CORP -CL A	SQA.A	20	0.389	0.483	1	1
KAMAN CORP -CL A	KAMNA	20	0.39	0.475	1	1
UNITED RETAIL GROUP INC	URGI	25	0.392	0.703	1	1
BOOKS-A-MILLION INC	BAMM	25	0.393	0.538	1	1
FLUOR CORP	FLR	20	0.398	0.505	1	1
BLAIR CORP	BL	25	0.399	0.309	1	1

INTL GAME TECHNOLOGY	IGT	25	0.405	0.511	1	1
GENUINE PARTS CO	GPC	25	0.406	0.502	1	1
COLGATE-PALMOLIVE CO	CL	30	0.408	0.253	1	1
STRATEGIC DISTR INC	STRD	20	0.411	0.689	1	1
JACOBS ENGINEERING GROUP INC	JEC	20	0.413	0.286	1	1
QUIXOTE CORP	QUIX	20	0.414	0.494	1	1
LSI INDS INC	LYTS	20	0.415	0.324	1	1
MOLSON COORS BREWING CO	TAP	30	0.415	0.475	1	1
LAYNE CHRISTENSEN CO	LAYN	20	0.418	0.628	1	1
PEPSICO INC	PEP	30	0.421	0.37	1	1
CLARCOR INC	CLC	20	0.425	0.4	1	1
APOGEE ENTERPRISES INC	APOG	20	0.426	0.341	1	1
MOVADO GROUP INC	MOV	25	0.43	0.434	1	1
WALGREEN CO	WAG	30	0.434	0.25	1	1
STATION CASINOS INC	STN	25	0.436	0.38	1	1
AARON RENTS INC	RNT	25	0.437	0.46	1	1
LAWSON PRODUCTS	LAWS	20	0.439	0.508	1	1
SAGA COMMUNICATIONS -CL A	SGA	25	0.44	0.502	1	1
NELSON (THOMAS) INC	TNM	25	0.441	0.425	1	1
AMERON INTERNATIONAL CORP	AMN	20	0.446	0.621	1	1
AUTOZONE INC	AZO	25	0.446	0.401	1	1
SAFEWAY INC	SWY	30	0.446	0.576	1	1
BUCKLE INC	BKE	25	0.45	0.639	1	1
LANCER CORP/TX	LAN	20	0.452	@NA	1	1
RUSSELL CORP	RML	25	0.452	0.425	1	1
REEBOK INTERNATIONAL LTD	RBK	25	0.455	0.601	1	1
CNF INC	CNF	20	0.46	0.549	1	1
STANDARD REGISTER CO	SR	20	0.46	0.604	1	1
SANFILIPPO JOHN B&SON	JBSS	30	0.463	1.026	1	1
ALEXANDER & BALDWIN INC	ALEX	20	0.466	0.656	1	1
INSURANCE AUTO AUCTIONS INC	IAAI	20	0.467	0.515	1	1
SUPERVALU INC	SVU	30	0.467	0.589	1	1
NATIONAL BEVERAGE CORP	FIZ	30	0.471	0.433	1	1
CEC ENTERTAINMENT INC	CEC	25	0.474	0.539	1	1
ABM INDUSTRIES INC	ABM	20	0.477	0.44	1	1
UNITED PARCEL SERVICE INC	UPS	20	0.477	0.494	1	1
SPORT CHALET INC	SPCH	25	0.478	0.504	1	1
PITNEY BOWES INC	PBI	20	0.481	0.583	1	1
AGCO CORP	AG	20	0.482	0.5	1	1
WASTE MANAGEMENT INC	WMI	20	0.482	0.342	1	1
UNION PACIFIC CORP	UNP	20	0.487	0.378	1	1
EW SCRIPPS -CL A	SSP	25	0.487	0.55	1	1
FASTENAL CO	FAST	20	0.488	0.536	1	1
ELLIS PERRY INTL INC	PERY	25	0.489	0.414	1	1
NORFOLK SOUTHERN CORP	NSC	20	0.491	0.613	1	1
CASEYS GENERAL STORES INC	CASY	30	0.491	0.468	1	1
GENERAL BINDING CORP	GBND	20	0.492	0.696	1	1
QUAKER FABRIC CORP	QFAB	25	0.493	0.566	1	1
WD-40 CO	WDFC	30	0.493	0.418	1	1
UNIFI INC	UFI	25	0.494	0.501	1	1
DONALDSON CO INC	DCI	20	0.497	0.569	1	1

DEERE & CO	DE	20	0.498	0.56	1	1
FINISHMASTER INC	FMST	25	0.498	0.535	1	1
MEREDITH CORP	MDP	25	0.502	0.354	1	1
MIDDLEBY CORP	MIDD	20	0.503	0.175	1	1
YELLOW ROADWAY CORP	YELL	20	0.504	0.583	1	1
GENERAL DYNAMICS CORP	GD	20	0.511	0.573	1	1
MAIR HOLDINGS INC	MAIR	20	0.512	0.632	1	1
ZAPATA CORP	ZAP	25	0.512	0.505	1	1
CVS CORP	CVS	30	0.512	0.533	1	1
STANDEX INTERNATIONAL CORP	SXI	20	0.514	0.367	1	1
G&K SERVICES INC -CL A	GKSRA	20	0.515	0.398	1	1
TOOTSIE ROLL INDUSTRIES INC	TR	30	0.518	0.618	1	1
IKON OFFICE SOLUTIONS	IKN	20	0.519	0.368	1	1
LIBERTY CORP	LC	25	0.519	0.634	1	1
RARE HOSPITALITY INTL INC	RARE	25	0.521	0.509	1	1
PEP BOYS-MANNY MOE & JACK	PBY	25	0.522	0.804	1	1
CASUAL MALE RETAIL GRP INC	CMRG	25	0.528	0.785	1	1
VF CORP	VFC	25	0.528	0.625	1	1
COURIER CORP	CRRC	25	0.53	0.615	1	1
SHOLODGE INC	LODG	20	0.532	0.66	1	1
BRINKS CO	BCO	20	0.533	0.744	1	1
SCHOLASTIC CORP	SCHL	25	0.536	@NA	1	1
J & J SNACK FOODS CORP	JJSF	30	0.536	0.44	1	1
CATO CORP -CL A	CTR	25	0.537	0.803	1	1
SEARS ROEBUCK & CO	S	25	0.537	0.781	1	1
STEAK N SHAKE CO	SNS	25	0.537	0.465	1	1
SYSCO CORP	SYY	30	0.537	0.389	1	1
DONNELLEY (R R) & SONS CO	RRD	20	0.538	0.712	1	1
BASSETT FURNITURE INDS	BSET	25	0.539	0.784	1	1
DRESS BARN INC	DBRN	25	0.539	0.354	1	1
TORO CO	TTC	20	0.541	0.317	1	1
KELLWOOD CO	KWD	25	0.541	0.593	1	1
HUFFY CORP	HUFCQ	25	0.543	0.552	1	1
MGP INGREDIENTS INC	MGPI	30	0.544	0.557	1	1
BURLINGTON NORTHERN SANTA FE	BNI	20	0.547	0.597	1	1
NASH FINCH CO	NAFC	30	0.55	0.588	1	1
CDI CORP	CDI	20	0.556	0.651	1	1
MCGRAW-HILL COMPANIES	MHP	25	0.559	0.449	1	1
LINCOLN ELECTRIC HLDGS INC	LECO	20	0.561	0.662	1	1
DUCOMMUN INC	DCO	20	0.569	0.536	1	1
PANERA BREAD CO	PNRA	25	0.57	0.832	1	1
TELEFLEX INC	TFX	20	0.571	0.833	1	1
LYDALL INC	LDL	20	0.573	1.024	1	1
NBTY INC	NTY	30	0.574	0.956	1	1
ELKCORP	ELK	20	0.576	0.429	1	1
ITT INDUSTRIES INC	ITT	20	0.577	0.652	1	1
3M CO	MMM	20	0.579	0.548	1	1
REGIS CORP/MN	RGS	25	0.579	0.388	1	1
NEWELL RUBBERMAID INC	NWL	25	0.58	0.475	1	1
PROVIDENCE AND WORCESTER RR	PWX	20	0.582	0.776	1	1
MERITAGE HOMES CORP	MTH	25	0.586	0.872	1	1

FEDEX CORP	FDX	20	0.591	@NA	1	1
KAYDON CORP	KDN	20	0.593	0.658	1	1
KIRBY CORP	KEX	20	0.593	0.624	1	1
TRC COS INC	TRR	20	0.594	0.538	1	1
BRINKER INTL INC	EAT	25	0.594	0.402	1	1
R & B INC	RBIN	25	0.594	0.845	1	1
GORMAN-RUPP CO	GRC	20	0.596	0.669	1	1
STANDARD MOTOR PRODS	SMP	25	0.599	0.727	1	1
ACETO CORP	ACET	20	0.6	0.992	1	1
AMETEK INC	AME	20	0.601	0.69	1	1
CSX CORP	CSX	20	0.606	0.747	1	1
NASHUA CORP	NSH	20	0.609	0.847	1	1
CHRONIMED INC	CHMD	30	0.611	0.486	1	1
CORRECTIONAL SERVICES CORP	CSCQ	20	0.613	0.781	1	1
TRINITY INDUSTRIES	TRN	20	0.615	0.692	1	1
SKYLINE CORP	SKY	25	0.615	@NA	1	1
WINN-DIXIE STORES INC	WNDXQ	30	0.617	0.5	1	1
FREDS INC	FRED	25	0.62	0.718	1	1
HANDLEMAN CO	HDL	25	0.624	0.851	1	1
TOPPS CO INC	TOPP	30	0.627	0.251	1	1
IHOP CORP	IHP	25	0.629	0.67	1	1
PILGRIMS PRIDE CORP	PPC	30	0.629	0.441	1	1
MCGRATH RENTCORP	MGRC	20	0.632	0.832	1	1
KB HOME	KBH	25	0.632	0.6	1	1
LA-Z-BOY INC	LZB	25	0.637	0.827	1	1
MANDALAY RESORT GROUP	MBG	25	0.638	0.668	1	1
ENESCO GROUP INC	ENC	25	0.639	0.712	1	1
SUPERIOR INDUSTRIES INTL	SUP	25	0.641	0.658	1	1
WOLVERINE WORLD WIDE	WWW	25	0.641	0.752	1	1
BIG LOTS INC	BLI	25	0.646	0.905	1	1
ROWE COMPANIES	ROW	25	0.646	0.879	1	1
GRAINGER (W W) INC	GWW	20	0.647	0.803	1	1
DECKERS OUTDOOR CORP	DECK	25	0.649	1.058	1	1
NCI BUILDING SYSTEMS INC	NCS	20	0.651	0.665	1	1
EATON CORP	ETN	20	0.652	0.747	1	1
PHILLIPS-VAN HEUSEN CORP	PVH	25	0.655	0.587	1	1
RAILAMERICA INC	RRA	20	0.657	0.961	1	1
LUBYS INC	LUB	25	0.657	0.817	1	1
CHARMING SHOPPES INC	CHRS	25	0.66	0.784	1	1
TRIBUNE CO	TRB	25	0.661	0.512	1	1
KNIGHT-RIDDER INC	KRI	25	0.662	0.625	1	1
ARCTIC CAT INC	ACAT	25	0.663	0.872	1	1
AVATAR HOLDINGS INC	AVTR	25	0.663	0.692	1	1
SUPREME INDUSTRIES INC	STS	20	0.666	0.776	1	1
MGM MIRAGE	MGM	25	0.673	0.776	1	1
TOLL BROTHERS INC	TOL	25	0.673	0.805	1	1
ESTERLINE TECHNOLOGIES CORP	ESL	20	0.678	0.995	1	1
GANNETT CO	GCI	25	0.68	0.6	1	1
SYNAGRO TECHNOLOGIES INC	SYGR	20	0.681	0.301	1	1
HAVERTY FURNITURE	HVT	25	0.681	0.827	1	1
EXPEDITORS INTL WASH INC	EXPD	20	0.682	0.605	1	1

SHERWIN-WILLIAMS CO	SHW	25	0.685	0.711	1	1
FORTUNE BRANDS INC	FO	25	0.687	0.589	1	1
FAMILY DOLLAR STORES	FDO	25	0.691	0.499	1	1
CKE RESTAURANTS INC	CKR	25	0.697	1.118	1	1
STARBUCKS CORP	SBUX	25	0.697	0.465	1	1
M/I HOMES INC	MHO	25	0.698	0.817	1	1
BARNES & NOBLE INC	BKS	25	0.7	0.795	1	1
HOVNANIAN ENTRPRS INC -CL A	HOV	25	0.7	0.746	1	1
MASCO CORP	MAS	20	0.701	0.758	1	1
BROOKSTONE INC	BKST	25	0.706	0.683	1	1
POLARIS INDS INC	PII	25	0.707	0.79	1	1
TANDY BRANDS ACCESSORIES INC	TBAC	25	0.708	0.506	1	1
AVERY DENNISON CORP	AVY	20	0.709	0.503	1	1
AAON INC	AAON	20	0.71	0.688	1	1
BOEING CO	BA	20	0.71	0.723	1	1
ISLE OF CAPRI CASINOS INC	ISLE	25	0.71	0.783	1	1
NIKE INC -CL B	NKE	25	0.71	@NA	1	1
ROBBINS & MYERS INC	RBN	20	0.716	0.712	1	1
MAY DEPARTMENT STORES CO	MAY	25	0.716	0.866	1	1
NEW YORK TIMES CO -CL A	NYT	25	0.717	0.567	1	1
AUTONATION INC	AN	25	0.718	0.786	1	1
ELECTRO RENT CORP	ELRC	20	0.719	@NA	1	1
FAIRCHILD CORP -CL A	FA	25	0.723	0.572	1	1
INTER PARFUMS INC	IPAR	30	0.723	0.871	1	1
CATALINA MARKETING CORP	POS	25	0.724	0.556	1	1
LEE ENTERPRISES INC	LEE	25	0.724	0.76	1	1
LENNAR CORP	LEN	25	0.727	0.55	1	1
ELXSI CORP	ELXS	25	0.729	0.659	1	1
IDEX CORP	IEX	20	0.73	0.77	1	1
LA QUINTA CORP	LQI	25	0.734	0.96	1	1
OUTBACK STEAKHOUSE INC	OSI	25	0.734	0.779	1	1
YORK INTERNATIONAL CORP	YRK	20	0.743	0.909	1	1
AMERICA'S CAR-MART INC	CRMT	25	0.744	0.544	1	1
RCM TECHNOLOGIES INC	RCMT	20	0.747	0.868	1	1
MEDIA GENERAL -CL A	MEG	25	0.753	0.842	1	1
MARCUS CORP	MCS	25	0.757	@NA	1	1
MCDONALD'S CORP	MCD	25	0.757	0.901	1	1
WATSCO INC	WSO	20	0.76	0.717	1	1
STANDARD PACIFIC CP	SPF	25	0.77	0.814	1	1
GOODYS FAMILY CLOTHING INC	GDYS	25	0.772	0.788	1	1
ACTION PERFORMANCE COS INC	ATN	25	0.776	0.577	1	1
OSHKOSH TRUCK CORP	OSK	20	0.777	0.749	1	1
HILTON HOTELS CORP	HLT	25	0.779	0.962	1	1
ESCALADE INC	ESCA	25	0.784	1.151	1	1
THOR INDUSTRIES INC	THO	25	0.788	0.743	1	1
THOMAS INDUSTRIES INC	TII	20	0.79	0.809	1	1
WAL-MART STORES	WMT	30	0.79	0.506	1	1
EQUIFAX INC	EFX	20	0.791	0.9	1	1
SMITHFIELD FOODS INC	SFD	30	0.791	0.659	1	1
WINNEBAGO INDUSTRIES	WGO	25	0.792	0.954	1	1
PENNEY (J C) CO	JCP	25	0.795	1.035	1	1

SHOPKO STORES INC	SKO	25	0.796	0.885	1	1
O'REILLY AUTOMOTIVE INC	ORLY	25	0.798	0.885	1	1
RYDER SYSTEM INC	R	20	0.802	0.802	1	1
PENN ENGR & MFG CORP	PNN	20	0.805	0.981	1	1
BANDAG INC	BDG	25	0.81	1.009	1	1
INTERACTIVE DATA CORP	IDC	25	0.81	0.686	1	1
SPHERION CORP	SFN	20	0.815	0.842	1	1
BOWNE & CO INC	BNE	20	0.816	0.905	1	1
EMERSON ELECTRIC CO	EMR	20	0.817	0.96	1	1
USF CORP	USFC	20	0.817	0.73	1	1
VERMONT PURE HOLDINGS LTD	VPS	30	0.819	0.639	1	1
LIFETIME HOAN CORP	LCUT	25	0.821	1.041	1	1
BROWN SHOE CO INC	BWS	25	0.822	0.932	1	1
MOHAWK INDUSTRIES INC	MHK	25	0.825	0.769	1	1
WOODWARD GOVERNOR CO	WGOV	20	0.826	0.968	1	1
HASBRO INC	HAS	25	0.827	0.846	1	1
JOHNSON CONTROLS INC	JCI	25	0.827	0.698	1	1
STANLEY FURNITURE CO INC	STLY	25	0.829	0.885	1	1
ILLINOIS TOOL WORKS	ITW	20	0.832	0.864	1	1
INTERPOOL INC	IPX	20	0.832	0.918	1	1
COACHMEN INDUSTRIES INC	COA	25	0.832	0.92	1	1
FOSSIL INC	FOSL	25	0.833	0.947	1	1
STEWART ENTERPRISES -CL A	STEI	25	0.835	1.189	1	1
TITAN INTERNATIONAL INC	TWI	20	0.836	1.07	1	1
ARKANSAS BEST CORP	ABFS	20	0.838	0.726	1	1
HARTMARX CORP	HMX	25	0.842	0.961	1	1
SHARPER IMAGE CORP	SHRP	25	0.842	1.128	1	1
WHOLE FOODS MARKET INC	WFMI	30	0.846	0.952	1	1
BRUNSWICK CORP	BC	25	0.85	0.894	1	1
MDC HOLDINGS INC	MDC	25	0.852	0.854	1	1
ROCKY SHOES & BOOTS INC	RCKY	25	0.852	1.06	1	1
SERVICE CORP INTERNATIONAL	SCI	25	0.852	1.126	1	1
SANDERSON FARMS INC	SAFM	30	0.854	1.1	1	1
SPARTAN STORES INC	SPTN	30	0.854	0.874	1	1
FEDERAL SIGNAL CORP	FSS	20	0.855	1.05	1	1
PALL CORP	PLL	20	0.855	1	1	1
HUBBELL INC -CL B	HUB.B	20	0.856	0.866	1	1
SOUTHWEST AIRLINES	LUV	20	0.858	0.871	1	1
DANAHER CORP	DHR	20	0.86	0.893	1	1
NORDSON CORP	NDSN	20	0.862	0.908	1	1
HARSCO CORP	HSC	20	0.863	0.959	1	1
TETRA TECH INC	TTEK	20	0.863	0.833	1	1
MODINE MANUFACTURING CO	MOD	25	0.871	0.933	1	1
HAMPSHIRE GROUP LTD	HAMP	25	0.872	1.099	1	1
RYLAND GROUP INC	RYL	25	0.872	1.05	1	1
WOLVERINE TUBE INC	WLV	20	0.882	0.807	1	1
TJX COMPANIES INC	TJX	25	0.889	0.921	1	1
STANLEY WORKS	SWK	25	0.89	0.91	1	1
TBC CORP	TBCC	25	0.894	0.937	1	1
PENTAIR INC	PNR	20	0.896	0.978	1	1
UNIVERSAL FOREST PRODS INC	UFPI	20	0.896	0.905	1	1

GAYLORD ENTERTAINMENT CO	GET	25	0.901	0.946	1	1
MILLER (HERMAN) INC	MLHR	20	0.907	@NA	1	1
BRIGGS & STRATTON	BGG	20	0.91	1.07	1	1
JLG INDUSTRIES INC	JLG	20	0.91	1.053	1	1
P.A.M. TRANSPORTATION SVCS	PTSI	20	0.913	0.906	1	1
MOBILE MINI INC	MINI	20	0.918	0.864	1	1
STRIDE RITE CORP	SRR	25	0.921	0.941	1	1
NACCO INDUSTRIES -CL A	NC	20	0.924	1.225	1	1
EASTMAN KODAK CO	EK	25	0.924	1.089	1	1
HNI CORP	HNI	20	0.925	0.89	1	1
FLORIDA EAST COAST INDS	FLA	20	0.926	0.822	1	1
COSTCO WHOLESALE CORP	COST	30	0.927	0.804	1	1
ALBANY INTL CORP -CL A	AIN	20	0.931	0.996	1	1
GATX CORP	GMT	20	0.937	1.044	1	1
STAPLES INC	SPLS	25	0.94	1.136	1	1
ALLIED WASTE INDUSTRIES INC	AW	20	0.941	1.163	1	1
ROCKWELL AUTOMATION	ROK	20	0.943	0.928	1	1
PULTE HOMES INC	PHM	25	0.944	1.037	1	1
AZTAR CORP	AZR	25	0.947	0.888	1	1
AUDIOVOX CORP -CL A	VOXX	25	0.952	0.971	1	1
GOTTSCHALKS INC	GOT	25	0.954	1.221	1	1
ENCORE WIRE CORP	WIRE	20	0.964	1.279	1	1
PARKER-HANNIFIN CORP	PH	20	0.964	1.061	1	1
ROBERT HALF INTL INC	RHI	20	0.965	1.231	1	1
LEGGETT & PLATT INC	LEG	25	0.972	1.027	1	1
SAUCONY INC -CL B	SCNYB	25	0.975	1.065	1	1
PERMA-FIX ENVIRONMENTAL SVCS	PESI	20	0.98	1.047	1	1
ROSS STORES INC	ROST	25	0.982	1.081	1	1
SHOE CARNIVAL INC	SCVL	25	0.985	0.991	1	1
FINISH LINE INC -CL A	FINL	25	0.991	1.25	1	1
PLAYBOY ENTERPRISES -CL B	PLA	25	0.992	1.11	1	1
BRADY CORP	BRC	20	0.995	0.787	1	1
CHEESECAKE FACTORY INC	CAKE	25	0.999	0.935	1	1

Excluded Companies

COTT CORP QUE	COT
QUEBECOR WORLD INC -SUB VTG	IQW
MAGNA INTERNATIONAL -CL A	MGA
CANADIAN PACIFIC RAILWAY LTD	CP
SUNOPTA INC	STKL
CANADIAN NATIONAL RAILWAY CO	CNI
MASONITE INTERNATIONAL CORP	MHM
INTRAWEST CORP	IDR
DSG INTERNATIONAL LTD	DSGIF
COLES MYER LTD -ADR	CM
HELEN OF TROY CORP LTD	HELE

BRILLIANCE CHINA AUTO -ADR	CBA
COOPER INDUSTRIES LTD	CBE
CADBURY SCHWEPPES PLC -ADS	CSG
BRITISH AMERN TOB PLC -ADR	BTI
INTERCONTINENTAL HOTELS -ADR	IHG
RANK GROUP PLC -ADR	RANKY
ELSCINT LTD -ORD	ELT
LUXOTTICA GROUP SPA -ADR	LUX
NATUZZI SPA -ADR	NTZ
FIAT SPA -ADR	FIA
BENETTON GROUP SPA -ADR	BNG
KIRIN BREWERY LTD -ADR	KNBWY
MAKITA CORP -ADR	MKTAY
FUJI PHOTO FILM -ADR	FUJIY
NISSAN MOTOR CO LTD -ADR	NSANY
KUBOTA CORP -ADR	KUB
KOMATSU LTD -ADR	KMTUY
HONDA MOTOR LTD -AM SHARES	HMC
MITSUI & CO LTD -ADR	MITSY
MATSUSHITA ELECTRIC -ADR	MC
SAVIA SA DE CV -ADR	VAI
COCA-COLA FEMSA DE C V -ADR	KOF
GRUPO TMM -ADR	TMM
VELCRO INDUSTRIES N V	VELCF
UNILEVER N V -ADR	UN
ARCADIS NV -ADR	ARCAF
CARNIVAL CORP	CCL
ELECTROLUX AB -ADR	ELUXY
SKF AB -ADR	SKFRY

Sum=2 means keep	CEQ > 0	2003 Shares Traded	Screen on Trading Volume	Country of Incorporation	Dividend history	Average 1993-2004 ROE
2	1	28.475	1	0	0	-20.0
2	1	3.083	1	0	0	8.5
2	1	17.491	1	0	0	8.9
2	1	0.716	1	0	1	6.7
2	1	630.363	1	0	1	10.2
2	1	26.421	1	0	1	10.6
2	1	663.505	1	0	0	10.1
2	1	211.935	1	0	1	29.7
2	1	12.416	1	0	1	10.8
2	1	10.979	1	0	0	6.4
2	1	116.591	1	0	0	26.8
2	1	5.326	1	0	0	-4.3
2	1	37.75	1	0	1	-0.2
2	1	1.771	1	0	0	11.8
2	1	284.585	1	0	0	26.5
2	1	5.594	1	0	1	2.4
2	1	2	1	0	1	13.1
2	1	56.371	1	0	0	11.3
2	1	122.598	1	0	1	18.1
2	1	1.213	1	0	0	17.0
2	1	42.339	1	0	0	12.3
2	1	2.779	1	0	1	14.2
2	1	157.054	1	0	0	-8.3
2	1	3.669	1	0	0	2.8
2	1	0.975	1	0	1	6.0
2	1	603.008	1	0	1	38.6
2	1	1.046	1	0	1	9.2
2	1	0.167	1	0	1	11.7
2	1	1.578	1	0	0	1.5
2	1	36.169	1	0	1	16.2
2	1	10.223	1	0	0	5.8
2	1	9.174	1	0	1	23.4
2	1	30.217	1	0	0	6.1
2	1	662.573	1	0	0	17.1
2	1	2.784	1	0	0	5.5
2	1	1.771	1	0	0	4.0
2	1	22.217	1	0	1	18.8
2	1	307.194	1	0	0	7.5
2	1	16.087	1	0	1	17.0
2	1	1.137	1	0	0	6.0
2	1	2.147	1	0	1	9.4
2	1	11.639	1	0	1	26.9
2	1	257.916	1	0	1	50.5
2	1	124.198	1	0	1	25.5
2	1	5.616	1	0	1	4.3
2	1	59.105	1	0	0	12.9

2	1	0.41	1	0	0	7.9
2	1	17.101	1	0	1	12.1
2	1	11.771	1	0	0	8.3
2	1	9.284	1	0	0	-3.8
2	1	11.156	1	0	0	12.4
2	1	1.02	1	0	0	8.6
2	1	7.683	1	0	0	7.7
2	1	21.666	1	0	0	8.5
2	1	46.637	1	0	0	7.7
2	1	1.837	1	0	1	13.2
2	1	6.252	1	0	1	57.1
2	1	0.51	1	0	0	8.3
2	1	20.44	1	0	1	9.4
2	1	156.598	1	0	0	11.6
2	1	17.306	1	0	1	9.1
2	1	36.251	1	0	1	11.9
2	1	9.521	1	0	1	19.1
2	1	60.296	1	0	1	11.5
2	1	1.792	1	0	1	5.6
2	1	46.068	1	0	1	19.9
2	1	28.674	1	0	1	13.8
2	1	52.42	1	0	1	11.7
2	1	4.96	1	0	0	18.8
2	1	30.2	1	0	0	8.8
2	1	6.403	1	0	0	3.7
2	1	0.153	1	0	0	3.3
2	1	2.217	1	0	0	8.9
2	1	1.378	1	0	1	10.0
2	1	8.483	1	0	0	13.5
2	1	63.197	1	0	1	17.1
2	1	29.615	1	0	1	12.2
2	1	1.898	1	0	1	12.3
2	1	25.734	1	0	1	11.5
2	1	35.143	1	0	1	8.1
2	1	153.456	1	0	0	13.9
2	1	5.125	1	0	1	9.5
2	1	3.03	1	0	0	13.9
2	1	130.672	1	0	0	11.3
2	1	6.034	1	0	1	8.7
2	1	16.066	1	0	1	10.1
2	1	129.889	1	0	1	29.1
2	1	1.507	1	0	0	5.9
2	1	48.529	1	0	1	16.1
2	1	0.981	1	0	0	0.1
2	1	125.147	1	0	1	17.5
2	1	3.312	1	0	0	3.6
2	1	222.014	1	0	1	19.6
2	1	3.933	1	0	0	-1.0
2	1	15.924	1	0	1	34.9
2	1	11.006	1	0	1	13.8
2	1	2.015	1	0	0	5.9

2	1	31.474	1	0	0	11.1
2	1	48.536	1	0	0	9.5
2	1	12.399	1	0	0	11.5
2	1	2.074	1	0	1	11.0
2	1	2.381	1	0	0	11.0
2	1	2.533	1	0	1	9.2
2	1	5.508	1	0	0	6.7
2	1	66.322	1	0	0	11.0
2	1	165.646	1	0	0	24.4
2	1	520.165	1	0	1	7.4
2	1	51.089	1	0	0	20.4
2	1	6.014	1	0	1	11.3
2	1	10.105	1	0	1	2.1
2	1	15.958	1	0	1	16.1
2	1	9.062	1	0	1	25.1
2	1	1.205	1	0	0	7.4
2	1	12.852	1	0	1	16.2
2	1	50.704	1	0	1	12.4
2	1	0.324	1	0	0	14.6
2	1	163.855	1	0	1	12.0
2	1	6.203	1	0	0	-2.2
2	1	364.822	1	0	1	25.3
2	1	9.792	1	0	1	9.3
2	1	9.54	1	0	0	14.7
2	1	10.581	1	0	0	10.2
2	1	3.911	1	0	0	-34.8
2	1	3.644	1	0	1	16.3
2	1	432.054	1	0	1	25.7
2	1	475.163	1	0	1	17.1
2	1	0.495	1	0	0	3.8
2	1	0.618	1	0	0	6.4
2	1	38.177	1	0	0	13.3
2	1	21.268	1	0	0	5.4
2	1	1.859	1	0	1	13.3
2	1	3.78	1	0	1	13.4
2	1	2248.674	1	0	1	43.2
2	1	8.187	1	0	1	10.2
2	1	2.972	1	0	0	5.6
2	1	2.711	1	0	1	14.5
2	1	97.249	1	0	1	8.1
2	1	1.11	1	0	1	9.1
2	1	0.389	1	0	0	7.6
2	1	522.117	1	0	1	18.0
2	1	36.447	1	0	1	16.4
2	1	168.388	1	0	0	19.2
2	1	1324.1	1	0	1	43.0
2	1	92.678	1	0	1	15.7
2	1	8.079	1	0	1	17.1
2	1	232.898	1	0	1	15.1
2	1	53.835	1	0	1	15.5
2	1	36.555	1	0	0	4.2

2	1	5.06	1	0	0	2.1
2	1	73.927	1	0	0	19.3
2	1	36.562	1	0	1	21.3
2	1	69.136	1	0	0	13.1
2	1	25.028	1	0	1	23.3
2	1	1.453	1	0	0	4.0
2	1	8.751	1	0	0	12.2
2	1	17.31	1	0	1	10.6
2	1	578.551	1	0	1	51.8
2	1	117.487	1	0	0	28.8
2	1	8.137	1	0	1	14.4
2	1	815.931	1	0	1	38.9
2	1	15.456	1	0	1	13.1
2	1	2.41	1	0	0	7.1
2	1	3.586	1	0	0	12.5
2	1	310.018	1	0	1	34.7
2	1	5.46	1	0	0	9.6
2	1	1	1	0	0	6.8
2	1	21.707	1	0	1	14.2
2	1	100.972	1	0	1	24.2
2	1	4.849	1	0	0	28.4
2	1	16.055	1	0	0	-8.8
2	1	395.766	1	0	1	8.0
2	1	1.486	1	0	0	3.3
2	1	34.981	1	0	0	9.3
2	1	36.491	1	0	0	13.4
2	1	18.719	1	0	1	23.7
2	1	19.234	1	0	0	5.0
2	1	252.639	1	0	0	15.6
2	1	0.919	1	0	0	6.9
2	1	1.98	1	0	1	6.6
2	1	3.166	1	0	0	10.8
2	1	6.735	1	0	0	6.5
2	1	29.676	1	0	0	10.4
2	1	162.529	1	0	1	6.4
2	1	0.367	1	0	0	6.9
2	1	19.485	1	0	1	8.7
2	1	8.047	1	0	1	11.7
2	1	277.924	1	0	1	14.0
2	1	279.601	1	0	1	25.0
2	1	3.481	1	0	1	9.1
2	1	339.022	1	0	1	8.4
2	1	3.057	1	0	1	13.2
2	1	24.418	1	0	0	14.9
2	1	55.974	1	0	1	50.3
2	1	2.435	1	0	0	1.0
2	1	11.119	1	0	0	4.4
2	1	9.525	1	0	0	-1.7
2	1	8.09	1	0	0	6.0
2	1	146.216	1	0	1	13.4
2	1	4.888	1	0	1	9.3

2	1	910.727	1	0	0	38.7
2	1	114.492	1	0	1	17.6
2	1	511.888	1	0	1	76.8
2	1	1.007	1	0	0	-0.8
2	1	84.312	1	0	0	15.0
2	1	6.217	1	0	1	8.0
2	1	8.505	1	0	1	13.7
2	1	109.933	1	0	1	9.8
2	1	7.135	1	0	0	2.3
2	1	1021.342	1	0	1	29.5
2	1	47.593	1	0	1	17.1
2	1	28.903	1	0	1	7.4
2	1	8.612	1	0	1	11.4
2	1	831.218	1	0	1	19.0
2	1	113.482	1	0	0	7.2
2	1	41.295	1	0	1	13.5
2	1	2.188	1	0	1	13.3
2	1	12.69	1	0	0	12.5
2	1	8.485	1	0	0	7.4
2	1	5.804	1	0	1	9.1
2	1	327.988	1	0	0	46.3
2	1	662.466	1	0	0	27.3
2	1	4.366	1	0	0	18.3
2	1	2.636	1	0	0	8.5
2	1	39.565	1	0	0	5.8
2	1	178.026	1	0	0	17.5
2	1	97.638	1	0	0	4.5
2	1	11.989	1	0	0	4.6
2	1	25.863	1	0	0	6.4
2	1	37.783	1	0	1	10.4
2	1	11.101	1	0	0	4.1
2	1	183.611	1	0	1	12.8
2	1	3.008	1	0	0	19.4
2	1	87.796	1	0	0	14.9
2	1	31.731	1	0	1	13.5
2	1	630.148	1	0	1	21.5
2	1	0.74	1	0	0	7.7
2	1	173.069	1	0	1	35.5
2	1	253.832	1	0	0	11.4
2	1	454.44	1	0	0	7.6
2	1	264.358	1	0	1	9.4
2	1	116.908	1	0	1	13.8
2	1	158.863	1	0	1	25.0
2	1	8.436	1	0	0	13.7
2	1	341.52	1	0	1	10.3
2	1	34.24	1	0	1	11.9
2	1	2.534	1	0	0	4.2
2	1	11.95	1	0	0	9.1
2	1	19.551	1	0	1	37.4
2	1	42.242	1	0	0	8.4
2	1	73.923	1	0	1	21.8

2	1	394.924	1	0	0	16.9
2	1	0.824	1	0	0	9.2
2	1	48.093	1	0	1	19.1
2	1	14.97	1	0	0	37.1
2	1	210.022	1	0	0	2.3
2	1	387.936	1	0	1	24.0
2	1	7.088	1	0	0	26.8
2	1	18.514	1	0	0	3.5
2	1	569.118	1	0	1	9.2
2	1	3.377	1	0	1	17.2
2	1	18.239	1	0	1	14.4
2	1	20.247	1	0	1	15.6
2	1	174.504	1	0	1	4.9
2	1	8.935	1	0	1	7.5
2	1	91.165	1	0	0	8.4
2	1	135.785	1	0	0	5.6
2	1	84.122	1	0	0	-9.7
2	1	109.587	1	0	1	16.2
2	1	4.206	1	0	1	14.7
2	1	0.449	1	0	0	3.6
2	1	66.176	1	0	1	10.1
2	1	116.813	1	0	0	10.7
2	1	6.252	1	0	0	9.2
2	1	26.8	1	0	1	15.2
2	1	1148.072	1	0	1	22.4
2	1	19.103	1	0	0	25.5
2	1	537.039	1	0	1	25.9
2	1	154.792	1	0	1	12.5
2	1	6.938	1	0	0	4.1
2	1	17.827	1	0	0	12.0
2	1	72.699	1	0	1	15.5
2	1	51.389	1	0	1	9.2
2	1	8.925	1	0	0	0.5
2	1	2.288	1	0	0	4.8
2	1	306.739	1	0	1	13.1
2	1	34.532	1	0	1	5.8
2	1	14.943	1	0	0	10.3
2	1	219.073	1	0	1	24.4
2	1	20.796	1	0	1	15.2
2	1	3.847	1	0	0	17.8
2	1	190.278	1	0	0	5.1
2	1	39.631	1	0	1	13.8
2	1	7.931	1	0	0	11.6
2	1	143.333	1	0	0	17.0
2	1	24.592	1	0	1	14.7
2	1	137.302	1	0	1	32.7
2	1	1051.674	1	0	1	26.0
2	1	57.798	1	0	1	15.6
2	1	631.317	1	0	0	12.5
2	1	0.491	1	0	1	3.3
2	1	53.479	1	0	0	14.3

2	1	418.421	1	0	0	12.8
2	1	45.613	1	0	1	16.4
2	1	16.195	1	0	0	10.5
2	1	17.753	1	0	0	5.6
2	1	243.945	1	0	0	14.3
2	1	2.464	1	0	0	9.7
2	1	1.738	1	0	1	13.1
2	1	14.644	1	0	1	2.4
2	1	63.866	1	0	1	10.1
2	1	74.155	1	0	1	29.1
2	1	264.475	1	0	1	10.0
2	1	1.153	1	0	0	-1.8
2	1	24.434	1	0	0	7.8
2	1	4.636	1	0	0	11.0
2	1	66.019	1	0	0	7.9
2	1	2.492	1	0	1	8.3
2	1	251.168	1	0	0	11.7
2	1	109.712	1	0	1	8.3
2	1	33.446	1	0	0	6.2
2	1	27.648	1	0	0	19.9
2	1	30.775	1	0	0	14.4
2	1	21.077	1	0	1	14.1
2	1	12.835	1	0	1	19.3
2	1	531.703	1	0	1	17.0
2	1	84.923	1	0	1	11.7
2	1	277.829	1	0	0	12.7
2	1	8.515	1	0	0	5.4
2	1	47.435	1	0	1	19.4
2	1	67.604	1	0	1	12.5
2	1	169.981	1	0	0	6.7
2	1	2.545	1	0	0	13.3
2	1	126.48	1	0	1	14.7
2	1	13.489	1	0	0	9.7
2	1	14.689	1	0	0	19.1
2	1	298.992	1	0	1	18.0
2	1	24.798	1	0	0	5.0
2	1	25.214	1	0	0	7.4
2	1	22.725	1	0	0	4.4
2	1	161.961	1	0	0	3.3
2	1	261.448	1	0	1	18.2
2	1	107.922	1	0	1	19.0
2	1	11.073	1	0	1	15.9
2	1	2.476	1	0	0	3.3
2	1	1.476	1	0	0	18.8
2	1	229.723	1	0	0	7.5
2	1	261.209	1	0	0	20.6
2	1	16.094	1	0	0	9.0
2	1	260.924	1	0	1	23.4
2	1	5.711	1	0	0	-15.4
2	1	22.665	1	0	1	10.9
2	1	238.799	1	0	1	20.9

2	1	143.648	1	0	0	17.6
2	1	146.413	1	0	0	10.7
2	1	257.608	1	0	1	19.2
2	1	103.982	1	0	0	-1.7
2	1	901.467	1	0	0	12.2
2	1	24.422	1	0	1	19.0
2	1	146.981	1	0	0	7.4
2	1	388.255	1	0	0	16.3
2	1	510.321	1	0	1	11.7
2	1	29.333	1	0	0	14.1
2	1	158.698	1	0	1	45.7
2	1	2.052	1	0	0	10.5
2	1	168.245	1	0	1	22.8
2	1	5.253	1	0	0	28.7
2	1	951.507	1	0	1	13.6
2	1	33.625	1	0	0	23.7
2	1	365.897	1	0	1	19.4
2	1	9.885	1	0	1	13.4
2	1	395.938	1	0	1	17.8
2	1	175.905	1	0	1	18.0
2	1	375.69	1	0	0	6.7
2	1	5.423	1	0	0	12.5
2	1	9.681	1	0	0	5.5
2	1	16.847	1	0	0	14.1
2	1	120.295	1	0	0	29.0
2	1	33.06	1	0	1	20.7
2	1	738.832	1	0	1	20.5
2	1	0.4	1	0	0	18.0
2	1	62.796	1	0	1	22.0
2	1	114.195	1	0	0	-12.5
2	1	139.061	1	0	0	19.7
2	1	68.228	1	0	1	10.0
2	1	20.073	1	0	0	5.5
2	1	5.822	1	0	0	4.8
2	1	21.524	1	0	1	19.6
2	1	10.262	1	0	1	9.3
2	1	1699.994	1	0	1	17.6
2	1	18.118	1	0	1	11.1
2	1	84.484	1	0	0	12.7
2	1	25.46	1	0	0	9.4
2	1	79.698	1	0	0	6.8
2	1	64.594	1	0	1	12.7
2	1	440.103	1	0	1	11.9
2	1	3.109	1	0	0	20.2
2	1	101.575	1	0	1	17.1
2	1	8.746	1	0	1	12.2
2	1	2102.916	1	0	1	21.6
2	1	134.507	1	0	1	52.3
2	1	128.631	1	0	0	14.2
2	1	140.87	1	0	1	24.2
2	1	775.903	1	0	0	6.1

2	1	58.501	1	0	0	8.6
2	1	77.676	1	0	0	14.4
2	1	96.575	1	0	1	11.2
2	1	3.278	1	0	1	11.2
2	1	12.365	1	0	1	16.5
2	1	29.605	1	0	0	2.9
2	1	44.125	1	0	0	4.0
2	1	20.998	1	0	0	8.1
2	1	354.706	1	0	1	19.9
2	1	41.623	1	0	1	12.1
2	1	3.7	1	0	0	-9.9
2	1	8.612	1	0	1	10.1
2	1	34.801	1	0	1	7.4
2	1	119.285	1	0	0	17.5
2	1	7.722	1	0	1	9.6
2	1	248.187	1	0	0	9.1
2	1	265.258	1	0	1	16.9
2	1	4.794	1	0	0	16.4
2	1	268.855	1	0	1	18.7
2	1	7.07	1	0	1	11.7
2	1	11.405	1	0	0	12.2
2	1	96.39	1	0	0	26.4
2	1	86.961	1	0	0	4.5
2	1	18.361	1	0	0	2.5
2	1	63.362	1	0	0	8.4
2	1	12.208	1	0	0	6.3
2	1	68.33	1	0	0	8.2
2	1	232.375	1	0	0	10.4
2	1	115.305	1	0	1	9.7
2	1	86.145	1	0	1	18.8
2	1	8.585	1	0	0	6.4
2	1	189.146	1	0	0	2.7
2	1	14.849	1	0	0	13.6
2	1	8.778	1	0	0	0.5
2	1	76.217	1	0	1	16.4
2	1	150.081	1	0	1	14.1
2	1	28.74	1	0	1	16.1
2	1	640.076	1	0	1	14.1
2	1	497.679	1	0	1	18.3
2	1	24.657	1	0	1	17.9
2	1	30.125	1	0	1	14.5
2	1	75.698	1	0	0	14.5
2	1	20.312	1	0	1	14.1
2	1	2.169	1	0	0	12.1
2	1	393.155	1	0	1	15.6
2	1	8.604	1	0	0	7.9
2	1	691.559	1	0	1	34.9
2	1	166.537	1	0	1	16.9
2	1	22.759	1	0	0	13.9
2	1	132.905	1	0	1	12.4
2	1	15.075	1	0	1	16.0

2	1	18.687	1	0	0	13.3
2	1	73.116	1	0	0	25.8
2	1	84.296	1	0	1	21.3
2	1	58.573	1	0	1	20.7
2	1	7.967	1	0	0	20.2
2	1	20.909	1	0	0	7.0
2	1	25.559	1	0	1	8.3
2	1	3.843	1	0	0	10.7
2	1	955.297	1	0	1	21.3
2	1	33.092	1	0	1	21.1
2	1	10.131	1	0	0	3.3
2	1	1201.694	1	0	0	12.0
2	1	38.424	1	0	0	10.9
2	1	133.718	1	0	1	11.4
2	1	1682.421	1	0	0	14.1
2	1	321.276	1	0	0	-2.8
2	1	216.096	1	0	1	16.3
2	1	378.015	1	0	1	17.0
2	1	67.093	1	0	0	6.1
2	1	30.494	1	0	0	6.2
2	1	5.194	1	0	0	1.1
2	1	9.496	1	0	0	14.9
2	1	228.919	1	0	1	13.7
2	1	200.421	1	0	0	17.6
2	1	140.562	1	0	1	16.2
2	1	2.225	1	0	0	7.4
2	1	17.936	1	0	0	-14.7
2	1	557.984	1	0	1	26.8
2	1	11.63	1	0	0	8.4
2	1	179.414	1	0	0	12.4
2	1	11.153	1	0	0	-6.3
2	1	19.766	1	0	1	13.5
2	1	251.17	1	0	0	12.9

Average	13.1
Std. Dev.	10.0
+1 Std. Dev	23.1
-1 Std. Dev	3.1

Company Name	Ticker Symbol	GICS Economic Sector	Beta[Y03]	Beta[Y04]	12 years ceq data	CEQ 2003 > 50
MARSH SUPERMARKETS -CL B	MARSB	30	-0.322	-0.073	1	1
NORTHROP GRUMMAN CORP	NOC	20	-0.317	-0.124	1	1
HANCOCK FABRICS INC	HKF	25	-0.3	-0.078	1	1
HERSHEY CO	HSY	30	-0.262	-0.21	1	1
MINE SAFETY APPLIANCES CO	MSA	20	-0.247	-0.219	1	1
EDO CORP	EDO	20	-0.221	-0.194	1	1
STANDARD COMMERCIAL CORP	STW	30	-0.185	0.215	1	1
ANDERSONS INC	ANDE	25	-0.157	-0.097	1	1
ENGINEERED SUPPORT SYSTEMS	EASI	20	-0.133	0.116	1	1
WEYCO GROUP INC	WEYS	25	-0.129	-0.114	1	1
NOLAND COMPANY	NOLD	25	-0.103	-0.036	1	1
ANHEUSER-BUSCH COS INC	BUD	30	-0.101	-0.052	1	1
FRISCH'S RESTAURANTS INC	FRS	25	-0.099	@NA	1	1
FEDERAL SCREW WORKS	FSCR	25	-0.082	-0.093	1	1
HARLAND (JOHN H.) CO	JH	20	-0.055	-0.053	1	1
NATURES SUNSHINE PRODS INC	NATR	30	-0.048	0.285	1	1
UNIVERSAL CORP/VA	UVV	30	-0.015	0.106	1	1
STURM RUGER & CO INC	RGR	25	-0.009	0.047	1	1
SUPERIOR UNIFORM GROUP INC	SGC	25	-0.005	0.1	1	1
OSHKOSH B'GOSH INC -CL A	GOSHA	25	0.001	-0.059	1	1
KELLOGG CO	K	30	0.002	-0.007	1	1
MCCORMICK & COMPANY INC	MKC	30	0.004	0.053	1	1
CPI CORP	CPY	25	0.014	0.178	1	1
CURTISS-WRIGHT CORP	CW	20	0.024	0.048	1	1
BRIDGFORD FOODS CORP	BRID	30	0.042	0.017	1	1
COCA-COLA BTLNG CONS	COKE	30	0.048	0.145	1	1
APPLIED INDUSTRIAL TECH INC	AIT	20	0.053	0.19	1	1
WATTS WATER TECHNOLOGIES INC	WTS	20	0.089	0.303	1	1
BOB EVANS FARMS	BOBE	25	0.092	0.363	1	1
ENNIS INC	EBF	20	0.098	0.271	1	1
PEPSIAMERICAS INC	PAS	30	0.099	0.295	1	1
INTL ALUMINUM	IAL	20	0.104	0.184	1	1
ROLLINS INC	ROL	20	0.112	0.186	1	1
SMITH (A O) CORP	AOS	20	0.112	0.191	1	1
SMUCKER (JM) CO	SJM	30	0.124	0.076	1	1
ALICO INC	ALCO	30	0.145	0.296	1	1
HORMEL FOODS CORP	HRL	30	0.15	0.142	1	1
BANTA CORP	BN	20	0.151	0.364	1	1
SCHAWK INC -CL A	SGK	20	0.151	0.374	1	1
LANCE INC	LNCE	30	0.151	0.33	1	1
CUBIC CORP	CUB	20	0.157	0.093	1	1
WEIS MARKETS INC	WMK	30	0.163	0.104	1	1
INGLES MARKETS INC -CL A	IMKTA	30	0.168	0.104	1	1
MCCLATCHY CO -CL A	MNI	25	0.17	0.191	1	1
WRIGLEY (WM) JR CO	WWY	30	0.17	0.069	1	1
HARTE HANKS INC	HHS	25	0.175	0.242	1	1

RUBY TUESDAY INC	RI	25	0.18	@NA	1	1
APPLEBEES INTL INC	APPB	25	0.183	0.355	1	1
CEDAR FAIR -LP	FUN	25	0.191	0.305	1	1
VALMONT INDUSTRIES	VMI	20	0.194	0.165	1	1
ALAMO GROUP INC	ALG	20	0.213	0.362	1	1
FARMER BROS CO	FARM	30	0.221	0.06	1	1
RAYTHEON CO	RTN	20	0.227	0.364	1	1
UNIFIRST CORP	UNF	25	0.228	0.387	1	1
ANGELICA CORP	AGL	20	0.23	0.251	1	1
BARNES GROUP INC	B	20	0.234	0.331	1	1
FRANKLIN ELECTRIC CO INC	FELE	20	0.238	0.299	1	1
RAVEN INDUSTRIES INC	RAVN	20	0.243	0.336	1	1
GRANITE CONSTRUCTION INC	GVA	20	0.244	0.322	1	1
CBRL GROUP INC	CBRL	25	0.247	-0.021	1	1
BLOCK H & R INC	HRB	25	0.248	0.252	1	1
KIMBALL INTERNATIONAL -CL B	KBALB	25	0.249	0.315	1	1
WASHINGTON POST -CL B	WPO	25	0.253	0.31	1	1
KIMBERLY-CLARK CORP	KMB	30	0.254	0.14	1	1
ALBERTSONS INC	ABS	30	0.256	0.382	1	1
MET-PRO CORP	MPR	20	0.264	0.317	1	1
TENNANT CO	TNC	20	0.265	0.415	1	1
ALTRIA GROUP INC	MO	30	0.265	0.565	1	1
RUSS BERRIE & CO INC	RUS	25	0.267	0.248	1	1
BADGER METER INC	BMI	20	0.269	0.344	1	1
LONGS DRUG STORES CORP	LDG	30	0.273	0.376	1	1
FLEXSTEEL INDS	FLXS	25	0.274	0.313	1	1
CONAGRA FOODS INC	CAG	30	0.275	@NA	1	1
INTL SPEEDWAY CORP -CL A	ISCA	25	0.276	0.219	1	1
COCA-COLA CO	KO	30	0.28	0.242	1	1
ALBERTO-CULVER CO	ACV	30	0.281	0.254	1	1
LINDSAY MANUFACTURING CO	LNN	20	0.282	0.433	1	1
PIER 1 IMPORTS INC/DE	PIR	25	0.282	0.665	1	1
CHURCH & DWIGHT INC	CHD	30	0.284	0.368	1	1
DELTA & PINE LAND CO	DLP	30	0.289	0.303	1	1
LANCASTER COLONY CORP	LANC	30	0.295	0.113	1	1
KELLY SERVICES INC -CL A	KELYA	20	0.303	0.455	1	1
SARA LEE CORP	SLE	30	0.303	0.353	1	1
PULITZER INC	PTZ	25	0.308	0.518	1	1
GILLETTE CO	G	30	0.309	0.279	1	1
TREDEGAR CORP	TG	20	0.31	0.239	1	1
HEINZ (H J) CO	HNZ	30	0.322	0.238	1	1
BALDOR ELECTRIC CO	BEZ	20	0.327	0.428	1	1
BROWN-FORMAN -CL B	BF.B	30	0.329	0.278	1	1
ARCHER-DANIELS-MIDLAND CO	ADM	30	0.331	0.381	1	1
WILEY (JOHN) & SONS -CL A	JW.A	25	0.351	0.175	1	1
NATIONAL PRESTO INDS INC	NPK	25	0.355	0.472	1	1
DILLARDS INC -CL A	DDS	25	0.358	0.469	1	1
TECUMSEH PRODUCTS CO -CL A	TECUA	20	0.364	0.492	1	1
HEICO CORP	HEI	20	0.369	0.472	1	1
WENDY'S INTERNATIONAL INC	WEN	25	0.379	0.448	1	1
CLOROX CO/DE	CLX	30	0.379	0.21	1	1

DEB SHOPS INC	DEBS	25	0.38	0.297	1	1
TYSON FOODS INC -CL A	TSN	30	0.38	0.375	1	1
CHURCHILL DOWNS INC	CHDN	25	0.381	0.344	1	1
GRACO INC	GGG	20	0.388	0.406	1	1
FLUOR CORP	FLR	20	0.398	0.505	1	1
BLAIR CORP	BL	25	0.399	0.309	1	1
GENUINE PARTS CO	GPC	25	0.406	0.502	1	1
COLGATE-PALMOLIVE CO	CL	30	0.408	0.253	1	1
QUIXOTE CORP	QUIX	20	0.414	0.494	1	1
LSI INDS INC	LYTS	20	0.415	0.324	1	1
PEPSICO INC	PEP	30	0.421	0.37	1	1
CLARCOR INC	CLC	20	0.425	0.4	1	1
APOGEE ENTERPRISES INC	APOG	20	0.426	0.341	1	1
MOVADO GROUP INC	MOV	25	0.43	0.434	1	1
WALGREEN CO	WAG	30	0.434	0.25	1	1
AARON RENTS INC	RNT	25	0.437	0.46	1	1
LAWSON PRODUCTS	LAWS	20	0.439	0.508	1	1
AMERON INTERNATIONAL CORP	AMN	20	0.446	0.621	1	1
ALEXANDER & BALDWIN INC	ALEX	20	0.466	0.656	1	1
SUPERVALU INC	SVU	30	0.467	0.589	1	1
ABM INDUSTRIES INC	ABM	20	0.477	0.44	1	1
UNITED PARCEL SERVICE INC	UPS	20	0.477	0.494	1	1
PITNEY BOWES INC	PBI	20	0.481	0.583	1	1
UNION PACIFIC CORP	UNP	20	0.487	0.378	1	1
EW SCRIPPS -CL A	SSP	25	0.487	0.55	1	1
FASTENAL CO	FAST	20	0.488	0.536	1	1
NORFOLK SOUTHERN CORP	NSC	20	0.491	0.613	1	1
CASEYS GENERAL STORES INC	CASY	30	0.491	0.468	1	1
WD-40 CO	WDFC	30	0.493	0.418	1	1
DONALDSON CO INC	DCI	20	0.497	0.569	1	1
MEREDITH CORP	MDP	25	0.502	0.354	1	1
GENERAL DYNAMICS CORP	GD	20	0.511	0.573	1	1
CVS CORP	CVS	30	0.512	0.533	1	1
STANDEX INTERNATIONAL CORP	SXI	20	0.514	0.367	1	1
G&K SERVICES INC -CL A	GKSRA	20	0.515	0.398	1	1
TOOTSIE ROLL INDUSTRIES INC	TR	30	0.518	0.618	1	1
IKON OFFICE SOLUTIONS	IKN	20	0.519	0.368	1	1
LIBERTY CORP	LC	25	0.519	0.634	1	1
VF CORP	VFC	25	0.528	0.625	1	1
COURIER CORP	CRRC	25	0.53	0.615	1	1
BRINKS CO	BCO	20	0.533	0.744	1	1
CATO CORP -CL A	CTR	25	0.537	0.803	1	1
SYSCO CORP	SYY	30	0.537	0.389	1	1
DONNELLEY (R R) & SONS CO	RRD	20	0.538	0.712	1	1
TORO CO	TTC	20	0.541	0.317	1	1
KELLWOOD CO	KWD	25	0.541	0.593	1	1
BURLINGTON NORTHERN SANTA FE	BNI	20	0.547	0.597	1	1
NASH FINCH CO	NAFC	30	0.55	0.588	1	1
MCGRAW-HILL COMPANIES	MHP	25	0.559	0.449	1	1
LINCOLN ELECTRIC HLDGS INC	LECO	20	0.561	0.662	1	1
TELEFLEX INC	TFX	20	0.571	0.833	1	1

ELKCORP	ELK	20	0.576	0.429	1	1
ITT INDUSTRIES INC	ITT	20	0.577	0.652	1	1
3M CO	MMM	20	0.579	0.548	1	1
REGIS CORP/MN	RGS	25	0.579	0.388	1	1
PROVIDENCE AND WORCESTER RR	PWX	20	0.582	0.776	1	1
KAYDON CORP	KDN	20	0.593	0.658	1	1
GORMAN-RUPP CO	GRC	20	0.596	0.669	1	1
STANDARD MOTOR PRODS	SMP	25	0.599	0.727	1	1
ACETO CORP	ACET	20	0.6	0.992	1	1
AMETEK INC	AME	20	0.601	0.69	1	1
CSX CORP	CSX	20	0.606	0.747	1	1
SKYLINE CORP	SKY	25	0.615	@NA	1	1
FREDS INC	FRED	25	0.62	0.718	1	1
PILGRIMS PRIDE CORP	PPC	30	0.629	0.441	1	1
MCGRATH RENTCORP	MGRC	20	0.632	0.832	1	1
KB HOME	KBH	25	0.632	0.6	1	1
LA-Z-BOY INC	LZB	25	0.637	0.827	1	1
SUPERIOR INDUSTRIES INTL	SUP	25	0.641	0.658	1	1
WOLVERINE WORLD WIDE	WWW	25	0.641	0.752	1	1
GRAINGER (W W) INC	GWW	20	0.647	0.803	1	1
EATON CORP	ETN	20	0.652	0.747	1	1
TRIBUNE CO	TRB	25	0.661	0.512	1	1
KNIGHT-RIDDER INC	KRI	25	0.662	0.625	1	1
ARCTIC CAT INC	ACAT	25	0.663	0.872	1	1
GANNETT CO	GCI	25	0.68	0.6	1	1
HAVERTY FURNITURE	HVT	25	0.681	0.827	1	1
EXPEDITORS INTL WASH INC	EXPD	20	0.682	0.605	1	1
FAMILY DOLLAR STORES	FDO	25	0.691	0.499	1	1
M/I HOMES INC	MHO	25	0.698	0.817	1	1
MASCO CORP	MAS	20	0.701	0.758	1	1
POLARIS INDS INC	PII	25	0.707	0.79	1	1
AVERY DENNISON CORP	AVY	20	0.709	0.503	1	1
BOEING CO	BA	20	0.71	0.723	1	1
NIKE INC -CL B	NKE	25	0.71	@NA	1	1
ROBBINS & MYERS INC	RBN	20	0.716	0.712	1	1
MAY DEPARTMENT STORES CO	MAY	25	0.716	0.866	1	1
NEW YORK TIMES CO -CL A	NYT	25	0.717	0.567	1	1
LEE ENTERPRISES INC	LEE	25	0.724	0.76	1	1
LENNAR CORP	LEN	25	0.727	0.55	1	1
IDEX CORP	IEX	20	0.73	0.77	1	1
YORK INTERNATIONAL CORP	YRK	20	0.743	0.909	1	1
MEDIA GENERAL -CL A	MEG	25	0.753	0.842	1	1
MARCUS CORP	MCS	25	0.757	@NA	1	1
MCDONALD'S CORP	MCD	25	0.757	0.901	1	1
WATSCO INC	WSO	20	0.76	0.717	1	1
OSHKOSH TRUCK CORP	OSK	20	0.777	0.749	1	1
HILTON HOTELS CORP	HLT	25	0.779	0.962	1	1
THOR INDUSTRIES INC	THO	25	0.788	0.743	1	1
THOMAS INDUSTRIES INC	TII	20	0.79	0.809	1	1
WAL-MART STORES	WMT	30	0.79	0.506	1	1
EQUIFAX INC	EFX	20	0.791	0.9	1	1

WINNEBAGO INDUSTRIES	WGO	25	0.792	0.954	1	1
RYDER SYSTEM INC	R	20	0.802	0.802	1	1
PENN ENGR & MFG CORP	PNN	20	0.805	0.981	1	1
BANDAG INC	BDG	25	0.81	1.009	1	1
EMERSON ELECTRIC CO	EMR	20	0.817	0.96	1	1
LIFETIME HOAN CORP	LCUT	25	0.821	1.041	1	1
BROWN SHOE CO INC	BWS	25	0.822	0.932	1	1
WOODWARD GOVERNOR CO	WGOV	20	0.826	0.968	1	1
JOHNSON CONTROLS INC	JCI	25	0.827	0.698	1	1
ILLINOIS TOOL WORKS	ITW	20	0.832	0.864	1	1
INTERPOOL INC	IPX	20	0.832	0.918	1	1
BRUNSWICK CORP	BC	25	0.85	0.894	1	1
MDC HOLDINGS INC	MDC	25	0.852	0.854	1	1
FEDERAL SIGNAL CORP	FSS	20	0.855	1.05	1	1
PALL CORP	PLL	20	0.855	1	1	1
HUBBELL INC -CL B	HUB.B	20	0.856	0.866	1	1
SOUTHWEST AIRLINES	LUV	20	0.858	0.871	1	1
DANAHER CORP	DHR	20	0.86	0.893	1	1
NORDSON CORP	NDSN	20	0.862	0.908	1	1
HARSCO CORP	HSC	20	0.863	0.959	1	1
MODINE MANUFACTURING CO	MOD	25	0.871	0.933	1	1
RYLAND GROUP INC	RYL	25	0.872	1.05	1	1
TJX COMPANIES INC	TJX	25	0.889	0.921	1	1
STANLEY WORKS	SWK	25	0.89	0.91	1	1
PENTAIR INC	PNR	20	0.896	0.978	1	1
UNIVERSAL FOREST PRODS INC	UFPI	20	0.896	0.905	1	1
BRIGGS & STRATTON	BGG	20	0.91	1.07	1	1
JLG INDUSTRIES INC	JLG	20	0.91	1.053	1	1
STRIDE RITE CORP	SRR	25	0.921	0.941	1	1
EASTMAN KODAK CO	EK	25	0.924	1.089	1	1
HNI CORP	HNI	20	0.925	0.89	1	1
GATX CORP	GMT	20	0.937	1.044	1	1
ROCKWELL AUTOMATION	ROK	20	0.943	0.928	1	1
PULTE HOMES INC	PHM	25	0.944	1.037	1	1
PARKER-HANNIFIN CORP	PH	20	0.964	1.061	1	1
LEGGETT & PLATT INC	LEG	25	0.972	1.027	1	1
ROSS STORES INC	ROST	25	0.982	1.081	1	1
BRADY CORP	BRC	20	0.995	0.787	1	1

Excluded Companies

ALDERWOODS GROUP INC	AWGI
ALLIED DEFENSE GROUP INC	ADG
HEALTHCARE SERVICES GROUP	HCSG
LOCKHEED MARTIN CORP	LMT
SPARTAN MOTORS INC	SPAR
ALLIANT TECHSYSTEMS INC	ATK
GP STRATEGIES CP	GPX

FRESH BRANDS INC	FRSH
GTECH HOLDINGS CORP	GTK
DRS TECHNOLOGIES INC	DRS
CHROMCRAFT REVINGTON INC	CRC
OLD DOMINION FREIGHT	ODFL
DREYER'S GRAND ICE CRM HLDGS	DRYR
SYMS CORP	SYM
INTL SHIPHOLDING CORP	ISH
BON-TON STORES INC	BONT
CENTRAL GARDEN & PET CO	CENT
MATTEL INC	MAT
HAGGAR CORP	HGGR
VIRCO MANUFACTURING CORP	VIR
COCA-COLA ENTERPRISES	CCE
TWIN DISC INC	TWIN
JARDEN CORP	JAH
CRUZAN INTERNATIONAL INC	RUM
ASHWORTH INC	ASHW
DIXIE GROUP INC	DXYN
MARTEN TRANSPORT LTD	MRTN
PATRICK INDUSTRIES INC	PATK
FROZEN FOOD EXPRESS INDS	FFEX
APPLIED SIGNAL TECHNOLOGY	APSG
JO-ANN STORES INC	JAS
GREY GLOBAL GROUP INC	GREY
GYMBOREE CORP	GYMB
BENIHANA INC -CL A	BNHNA
HERLEY INDUSTRIES INC/DE	HRLY
JOHNSON OUTDOORS INC -CL A	JOUT
SENECA FOODS CORP -CL B	SENEB
ALLEGHANY CORP	Y
MONRO MUFFLER BRAKE INC	MNRO
CONSTELLATION BRANDS -CL A	STZ
GRAY TELEVISION INC	GTN
PERFORMANCE FOOD GROUP CO	PFGC
TODD SHIPYARDS CORP	TOD
MAUI LAND & PINEAPPLE CO	MLP
FOSTER (LB) CO	FSTR
CROSS (A.T.) & CO -CL A	ATX
STARRETT (L.S.) CO -CL A	SCX
RUDDICK CORP	RDK
LANDRYS RESTAURANTS INC	LNY
BUILDING MATERIALS HLDG CP	BMHC
USA TRUCK INC	USAK
EXPONENT INC	EXPO
O'CHARLEY'S INC	CHUX
SERVICEMASTER CO	SVM
PAPA JOHNS INTERNATIONAL INC	PZZA
DUCKWALL ALCO STORES INC	DUCK
ARDEN GROUP INC -CL A	ARDNA
JAMESON INNS INC	JAMS

GENLYTE GROUP INC	GLYT
KADANT INC	KAI
CALIFORNIA COASTAL CMNTYS	CALC
LAZARE KAPLAN INTERNATIONAL	LKI
AMREP CORP	AXR
RYAN'S RESTAURANT GROUP INC	RYAN
DIMON INC	DMN
AMPCO-PITTSBURGH CORP	AP
PATRIOT TRANSN HOLDING INC	PATR
SONIC CORP	SONC
AMERCO	UHAL
BAKER (MICHAEL) CORP	BKR
HEARTLAND EXPRESS INC	HTLD
JACK IN THE BOX INC	JBX
ML MACADAMIA ORCHARDS -LP	NUT
CASCADE CORP	CAE
LANDSTAR SYSTEM INC	LSTR
COBRA ELECTRS CORP	COBR
CSS INDUSTRIES INC	CSS
POWELL INDUSTRIES INC	POWL
MESTEK INC	MCC
DREW INDUSTRIES INC	DW
WORLDWIDE RESTAURANT CONCEP	SZ
SPARTON CORP	SPA
LONE STAR STEAKHOUSE SALOON	STAR
GRIFFON CORP	GFF
ESCO TECHNOLOGIES INC	ESE
HARRAHS ENTERTAINMENT INC	HET
OIL DRI CORP AMERICA	ODC
GEHL CO	GEHL
MODTECH HOLDINGS INC	MODTE
MOOG INC -CL A	MOG.A
VILLAGE SUPER MARKET -CL A	VLGEA
FEDDERS CORP	FJC
SEQUA CORP -CL A	SQA.A
KAMAN CORP -CL A	KAMNA
UNITED RETAIL GROUP INC	URGI
BOOKS-A-MILLION INC	BAMM
INTL GAME TECHNOLOGY	IGT
STRATEGIC DISTR INC	STRD
JACOBS ENGINEERING GROUP INC	JEC
LAYNE CHRISTENSEN CO	LAYN
STATION CASINOS INC	STN
SAGA COMMUNICATIONS -CL A	SGA
NELSON (THOMAS) INC	TNM
AUTOZONE INC	AZO
SAFEWAY INC	SWY
BUCKLE INC	BKE
LANCER CORP/TX	LAN
RUSSELL CORP	RML
REEBOK INTERNATIONAL LTD	RBK

CNF INC	CNF
STANDARD REGISTER CO	SR
SANFILIPPO JOHN B&SON	JBSS
INSURANCE AUTO AUCTIONS INC	IAAI
NATIONAL BEVERAGE CORP	FIZ
CEC ENTERTAINMENT INC	CEC
SPORT CHALET INC	SPCH
AGCO CORP	AG
WASTE MANAGEMENT INC	WMI
ELLIS PERRY INTL INC	PERY
GENERAL BINDING CORP	GBND
QUAKER FABRIC CORP	QFAB
UNIFI INC	UFI
DEERE & CO	DE
FINISHMASTER INC	FMST
MIDDLEBY CORP	MIDD
YELLOW ROADWAY CORP	YELL
MAIR HOLDINGS INC	MAIR
ZAPATA CORP	ZAP
RARE HOSPITALITY INTL INC	RARE
PEP BOYS-MANNY MOE & JACK	PBY
CASUAL MALE RETAIL GRP INC	CMRG
SHOLODGE INC	LODG
SCHOLASTIC CORP	SCHL
J & J SNACK FOODS CORP	JJSF
STEAK N SHAKE CO	SNS
BASSETT FURNITURE INDS	BSET
DRESS BARN INC	DBRN
HUFFY CORP	HUFCQ
MGP INGREDIENTS INC	MGPI
CDI CORP	CDI
DUCOMMUN INC	DCO
PANERA BREAD CO	PNRA
LYDALL INC	LDL
NBTY INC	NTY
NEWELL RUBBERMAID INC	NWL
MERITAGE HOMES CORP	MTH
FEDEX CORP	FDX
KIRBY CORP	KEX
TRC COS INC	TRR
BRINKER INTL INC	EAT
R & B INC	RBIN
NASHUA CORP	NSH
CHRONIMED INC	CHMD
CORRECTIONAL SERVICES CORP	CSCQ
TRINITY INDUSTRIES	TRN
WINN-DIXIE STORES INC	WNDXQ
HANDLEMAN CO	HDL
TOPPS CO INC	TOPP
IHOP CORP	IHP
MANDALAY RESORT GROUP	MBG

ENESCO GROUP INC	ENC
BIG LOTS INC	BLI
ROWE COMPANIES	ROW
DECKERS OUTDOOR CORP	DECK
NCI BUILDING SYSTEMS INC	NCS
PHILLIPS-VAN HEUSEN CORP	PVH
RAILAMERICA INC	RRA
LUBYS INC	LUB
CHARMING SHOPPES INC	CHRS
AVATAR HOLDINGS INC	AVTR
SUPREME INDUSTRIES INC	STS
MGM MIRAGE	MGM
TOLL BROTHERS INC	TOL
ESTERLINE TECHNOLOGIES CORP	ESL
SYNAGRO TECHNOLOGIES INC	SYGR
SHERWIN-WILLIAMS CO	SHW
FORTUNE BRANDS INC	FO
CKE RESTAURANTS INC	CKR
STARBUCKS CORP	SBUX
BARNES & NOBLE INC	BKS
HOVNANIAN ENTRPRS INC -CL A	HOV
BROOKSTONE INC	BKST
TANDY BRANDS ACCESSORIES INC	TBAC
AAON INC	AAON
ISLE OF CAPRI CASINOS INC	ISLE
AUTONATION INC	AN
ELECTRO RENT CORP	ELRC
FAIRCHILD CORP -CL A	FA
INTER PARFUMS INC	IPAR
CATALINA MARKETING CORP	POS
ELXSI CORP	ELXS
LA QUINTA CORP	LQI
OUTBACK STEAKHOUSE INC	OSI
AMERICA'S CAR-MART INC	CRMT
RCM TECHNOLOGIES INC	RCMT
STANDARD PACIFIC CP	SPF
GOODYS FAMILY CLOTHING INC	GDYS
ACTION PERFORMANCE COS INC	ATN
ESCALADE INC	ESCA
SMITHFIELD FOODS INC	SFD
PENNEY (J C) CO	JCP
SHOPKO STORES INC	SKO
O'REILLY AUTOMOTIVE INC	ORLY
INTERACTIVE DATA CORP	IDC
SPHERION CORP	SFN
BOWNE & CO INC	BNE
VERMONT PURE HOLDINGS LTD	VPS
MOHAWK INDUSTRIES INC	MHK
HASBRO INC	HAS
STANLEY FURNITURE CO INC	STLY
COACHMEN INDUSTRIES INC	COA

FOSSIL INC	FOSL
STEWART ENTERPRISES -CL A	STEI
TITAN INTERNATIONAL INC	TWI
ARKANSAS BEST CORP	ABFS
HARTMARX CORP	HMX
SHARPER IMAGE CORP	SHRP
WHOLE FOODS MARKET INC	WFMI
ROCKY SHOES & BOOTS INC	RCKY
SERVICE CORP INTERNATIONAL	SCI
SANDERSON FARMS INC	SAFM
SPARTAN STORES INC	SPTN
TETRA TECH INC	TTEK
HAMPSHIRE GROUP LTD	HAMP
WOLVERINE TUBE INC	WLV
TBC CORP	TBCC
GAYLORD ENTERTAINMENT CO	GET
MILLER (HERMAN) INC	MLHR
P.A.M. TRANSPORTATION SVCS	PTSI
MOBILE MINI INC	MINI
NACCO INDUSTRIES -CL A	NC
FLORIDA EAST COAST INDS	FLA
COSTCO WHOLESALE CORP	COST
ALBANY INTL CORP -CL A	AIN
STAPLES INC	SPLS
ALLIED WASTE INDUSTRIES INC	AW
AZTAR CORP	AZR
AUDIOVOX CORP -CL A	VOXX
GOTTSCHALKS INC	GOT
ENCORE WIRE CORP	WIRE
ROBERT HALF INTL INC	RHI
SAUCONY INC -CL B	SCNYB
PERMA-FIX ENVIRONMENTAL SVCS	PESI
SHOE CARNIVAL INC	SCVL
FINISH LINE INC -CL A	FINL
PLAYBOY ENTERPRISES -CL B	PLA
CHEESECAKE FACTORY INC	CAKE

SEARS ROEBUCK & CO	S
USF CORP	USFC
MOLSON COORS BREWING CO	TAP

Sum=2 means keep	CEQ > 0	2003 Shares Traded	Screen on Trading Volume	Country of Incorporation	Dividend history	Rating Category	Average 1993-2004 ROE
2	1	0.716	1	0	1	17	6.7
2	1	630.363	1	0	1	11	10.2
2	1	26.421	1	0	1	@NA	10.6
2	1	211.935	1	0	1	7	29.7
2	1	12.416	1	0	1	@NA	10.8
2	1	37.75	1	0	1	@NA	-0.2
2	1	5.594	1	0	1	13	2.4
2	1	2	1	0	1	@NA	13.1
2	1	122.598	1	0	1	@NA	18.1
2	1	2.779	1	0	1	@NA	14.2
2	1	0.975	1	0	1	@NA	6.0
2	1	603.008	1	0	1	7	38.6
2	1	1.046	1	0	1	@NA	9.2
2	1	0.167	1	0	1	@NA	11.7
2	1	36.169	1	0	1	@NA	16.2
2	1	9.174	1	0	1	@NA	23.4
2	1	22.217	1	0	1	10	18.8
2	1	16.087	1	0	1	@NA	17.0
2	1	2.147	1	0	1	@NA	9.4
2	1	11.639	1	0	1	@NA	26.9
2	1	257.916	1	0	1	10	50.5
2	1	124.198	1	0	1	8	25.5
2	1	5.616	1	0	1	@NA	4.3
2	1	17.101	1	0	1	@NA	12.1
2	1	1.837	1	0	1	@NA	13.2
2	1	6.252	1	0	1	11	57.1
2	1	20.44	1	0	1	@NA	9.4
2	1	17.306	1	0	1	11	9.1
2	1	36.251	1	0	1	@NA	11.9
2	1	9.521	1	0	1	@NA	19.1
2	1	60.296	1	0	1	8	11.5
2	1	1.792	1	0	1	@NA	5.6
2	1	46.068	1	0	1	@NA	19.9
2	1	28.674	1	0	1	@NA	13.8
2	1	52.42	1	0	1	@NA	11.7
2	1	1.378	1	0	1	@NA	10.0
2	1	63.197	1	0	1	8	17.1
2	1	29.615	1	0	1	@NA	12.2
2	1	1.898	1	0	1	@NA	12.3
2	1	25.734	1	0	1	@NA	11.5
2	1	35.143	1	0	1	@NA	8.1
2	1	5.125	1	0	1	@NA	9.5
2	1	6.034	1	0	1	15	8.7
2	1	16.066	1	0	1	10	10.1
2	1	129.889	1	0	1	7	29.1
2	1	48.529	1	0	1	@NA	16.1

2	1	125.147	1	0	1	@NA	17.5
2	1	222.014	1	0	1	@NA	19.6
2	1	15.924	1	0	1	@NA	34.9
2	1	11.006	1	0	1	14	13.8
2	1	2.074	1	0	1	@NA	11.0
2	1	2.533	1	0	1	@NA	9.2
2	1	520.165	1	0	1	12	7.4
2	1	6.014	1	0	1	@NA	11.3
2	1	10.105	1	0	1	@NA	2.1
2	1	15.958	1	0	1	@NA	16.1
2	1	9.062	1	0	1	@NA	25.1
2	1	12.852	1	0	1	@NA	16.2
2	1	50.704	1	0	1	@NA	12.4
2	1	163.855	1	0	1	12	12.0
2	1	364.822	1	0	1	10	25.3
2	1	9.792	1	0	1	@NA	9.3
2	1	3.644	1	0	1	7	16.3
2	1	432.054	1	0	1	6	25.7
2	1	475.163	1	0	1	11	17.1
2	1	1.859	1	0	1	@NA	13.3
2	1	3.78	1	0	1	@NA	13.4
2	1	2248.674	1	0	1	10	43.2
2	1	8.187	1	0	1	@NA	10.2
2	1	2.711	1	0	1	@NA	14.5
2	1	97.249	1	0	1	@NA	8.1
2	1	1.11	1	0	1	@NA	9.1
2	1	522.117	1	0	1	10	18.0
2	1	36.447	1	0	1	12	16.4
2	1	1324.1	1	0	1	7	43.0
2	1	92.678	1	0	1	10	15.7
2	1	8.079	1	0	1	@NA	17.1
2	1	232.898	1	0	1	12	15.1
2	1	53.835	1	0	1	14	15.5
2	1	36.562	1	0	1	@NA	21.3
2	1	25.028	1	0	1	@NA	23.3
2	1	17.31	1	0	1	@NA	10.6
2	1	578.551	1	0	1	8	51.8
2	1	8.137	1	0	1	@NA	14.4
2	1	815.931	1	0	1	6	38.9
2	1	15.456	1	0	1	@NA	13.1
2	1	310.018	1	0	1	8	34.7
2	1	21.707	1	0	1	@NA	14.2
2	1	100.972	1	0	1	8	24.2
2	1	395.766	1	0	1	7	8.0
2	1	18.719	1	0	1	@NA	23.7
2	1	1.98	1	0	1	@NA	6.6
2	1	162.529	1	0	1	14	6.4
2	1	19.485	1	0	1	@NA	8.7
2	1	8.047	1	0	1	@NA	11.7
2	1	277.924	1	0	1	10	14.0
2	1	279.601	1	0	1	9	25.0

2	1	3.481	1	0	1	@NA	9.1
2	1	339.022	1	0	1	11	8.4
2	1	3.057	1	0	1	@NA	13.2
2	1	55.974	1	0	1	@NA	50.3
2	1	146.216	1	0	1	9	13.4
2	1	4.888	1	0	1	@NA	9.3
2	1	114.492	1	0	1	@NA	17.6
2	1	511.888	1	0	1	6	76.8
2	1	6.217	1	0	1	@NA	8.0
2	1	8.505	1	0	1	@NA	13.7
2	1	1021.342	1	0	1	7	29.5
2	1	47.593	1	0	1	@NA	17.1
2	1	28.903	1	0	1	@NA	7.4
2	1	8.612	1	0	1	@NA	11.4
2	1	831.218	1	0	1	7	19.0
2	1	41.295	1	0	1	@NA	13.5
2	1	2.188	1	0	1	@NA	13.3
2	1	5.804	1	0	1	@NA	9.1
2	1	37.783	1	0	1	9	10.4
2	1	183.611	1	0	1	11	12.8
2	1	31.731	1	0	1	@NA	13.5
2	1	630.148	1	0	1	2	21.5
2	1	173.069	1	0	1	7	35.5
2	1	264.358	1	0	1	11	9.4
2	1	116.908	1	0	1	8	13.8
2	1	158.863	1	0	1	@NA	25.0
2	1	341.52	1	0	1	11	10.3
2	1	34.24	1	0	1	@NA	11.9
2	1	19.551	1	0	1	@NA	37.4
2	1	73.923	1	0	1	@NA	21.8
2	1	48.093	1	0	1	@NA	19.1
2	1	387.936	1	0	1	8	24.0
2	1	569.118	1	0	1	9	9.2
2	1	3.377	1	0	1	@NA	17.2
2	1	18.239	1	0	1	@NA	14.4
2	1	20.247	1	0	1	@NA	15.6
2	1	174.504	1	0	1	14	4.9
2	1	8.935	1	0	1	@NA	7.5
2	1	109.587	1	0	1	9	16.2
2	1	4.206	1	0	1	@NA	14.7
2	1	66.176	1	0	1	11	10.1
2	1	26.8	1	0	1	@NA	15.2
2	1	537.039	1	0	1	6	25.9
2	1	154.792	1	0	1	9	12.5
2	1	72.699	1	0	1	12	15.5
2	1	51.389	1	0	1	12	9.2
2	1	306.739	1	0	1	10	13.1
2	1	34.532	1	0	1	16	5.8
2	1	219.073	1	0	1	@NA	24.4
2	1	20.796	1	0	1	@NA	15.2
2	1	39.631	1	0	1	@NA	13.8

2	1	24.592	1	0	1	@NA	14.7
2	1	137.302	1	0	1	10	32.7
2	1	1051.674	1	0	1	5	26.0
2	1	57.798	1	0	1	@NA	15.6
2	1	0.491	1	0	1	@NA	3.3
2	1	45.613	1	0	1	13	16.4
2	1	1.738	1	0	1	@NA	13.1
2	1	14.644	1	0	1	16	2.4
2	1	63.866	1	0	1	@NA	10.1
2	1	74.155	1	0	1	11	29.1
2	1	264.475	1	0	1	11	10.0
2	1	2.492	1	0	1	@NA	8.3
2	1	109.712	1	0	1	@NA	8.3
2	1	21.077	1	0	1	14	14.1
2	1	12.835	1	0	1	@NA	19.3
2	1	531.703	1	0	1	13	17.0
2	1	84.923	1	0	1	@NA	11.7
2	1	47.435	1	0	1	@NA	19.4
2	1	67.604	1	0	1	@NA	12.5
2	1	126.48	1	0	1	4	14.7
2	1	298.992	1	0	1	9	18.0
2	1	261.448	1	0	1	8	18.2
2	1	107.922	1	0	1	8	19.0
2	1	11.073	1	0	1	@NA	15.9
2	1	260.924	1	0	1	8	23.4
2	1	22.665	1	0	1	@NA	10.9
2	1	238.799	1	0	1	@NA	20.9
2	1	257.608	1	0	1	@NA	19.2
2	1	24.422	1	0	1	14	19.0
2	1	510.321	1	0	1	10	11.7
2	1	158.698	1	0	1	@NA	45.7
2	1	168.245	1	0	1	9	22.8
2	1	951.507	1	0	1	8	13.6
2	1	365.897	1	0	1	8	19.4
2	1	9.885	1	0	1	@NA	13.4
2	1	395.938	1	0	1	11	17.8
2	1	175.905	1	0	1	7	18.0
2	1	33.06	1	0	1	@NA	20.7
2	1	738.832	1	0	1	12	20.5
2	1	62.796	1	0	1	11	22.0
2	1	68.228	1	0	1	12	10.0
2	1	21.524	1	0	1	13	19.6
2	1	10.262	1	0	1	@NA	9.3
2	1	1699.994	1	0	1	8	17.6
2	1	18.118	1	0	1	@NA	11.1
2	1	64.594	1	0	1	@NA	12.7
2	1	440.103	1	0	1	12	11.9
2	1	101.575	1	0	1	@NA	17.1
2	1	8.746	1	0	1	@NA	12.2
2	1	2102.916	1	0	1	5	21.6
2	1	134.507	1	0	1	9	52.3

2	1	140.87	1	0	1	@NA	24.2
2	1	96.575	1	0	1	10	11.2
2	1	3.278	1	0	1	17	11.2
2	1	12.365	1	0	1	@NA	16.5
2	1	354.706	1	0	1	8	19.9
2	1	8.612	1	0	1	@NA	10.1
2	1	34.801	1	0	1	14	7.4
2	1	7.722	1	0	1	@NA	9.6
2	1	265.258	1	0	1	8	16.9
2	1	268.855	1	0	1	5	18.7
2	1	7.07	1	0	1	14	11.7
2	1	115.305	1	0	1	10	9.7
2	1	86.145	1	0	1	12	18.8
2	1	76.217	1	0	1	@NA	16.4
2	1	150.081	1	0	1	9	14.1
2	1	28.74	1	0	1	7	16.1
2	1	640.076	1	0	1	8	14.1
2	1	497.679	1	0	1	7	18.3
2	1	24.657	1	0	1	@NA	17.9
2	1	30.125	1	0	1	9	14.5
2	1	20.312	1	0	1	@NA	14.1
2	1	393.155	1	0	1	12	15.6
2	1	691.559	1	0	1	8	34.9
2	1	166.537	1	0	1	8	16.9
2	1	132.905	1	0	1	11	12.4
2	1	15.075	1	0	1	@NA	16.0
2	1	84.296	1	0	1	12	21.3
2	1	58.573	1	0	1	15	20.7
2	1	25.559	1	0	1	@NA	8.3
2	1	955.297	1	0	1	13	21.3
2	1	33.092	1	0	1	@NA	21.1
2	1	133.718	1	0	1	12	11.4
2	1	216.096	1	0	1	8	16.3
2	1	378.015	1	0	1	12	17.0
2	1	228.919	1	0	1	8	13.7
2	1	140.562	1	0	1	7	16.2
2	1	557.984	1	0	1	11	26.8
2	1	19.766	1	0	1	@NA	13.5

Average	16.8
Std. Dev	9.9
+1 Std. Dev	26.7
-1 Std. Dev	6.9

13
10
11

Company Name	Ticker Symbol	GICS Economic Sector	Beta[Y03]	Beta[Y04]	12 years ceq data	CEQ 2003 > 50
3M CO	MMM	20	0.579	0.548	1	1
AARON RENTS INC	RNT	25	0.437	0.46	1	1
ABM INDUSTRIES INC	ABM	20	0.477	0.44	1	1
ACETO CORP	ACET	20	0.6	0.992	1	1
ALAMO GROUP INC	ALG	20	0.213	0.362	1	1
ALBERTO-CULVER CO	ACV	30	0.281	0.254	1	1
ALBERTSONS INC	ABS	30	0.256	0.382	1	1
ALEXANDER & BALDWIN INC	ALEX	20	0.466	0.656	1	1
ALICO INC	ALCO	30	0.145	0.296	1	1
AMERON INTERNATIONAL CORP	AMN	20	0.446	0.621	1	1
ANDERSONS INC	ANDE	25	-0.157	-0.097	1	1
APOGEE ENTERPRISES INC	APOG	20	0.426	0.341	1	1
APPLEBEES INTL INC	APPB	25	0.183	0.355	1	1
APPLIED INDUSTRIAL TECH INC	AIT	20	0.053	0.19	1	1
ARCHER-DANIELS-MIDLAND CO	ADM	30	0.331	0.381	1	1
ARCTIC CAT INC	ACAT	25	0.663	0.872	1	1
AVERY DENNISON CORP	AVY	20	0.709	0.503	1	1
BADGER METER INC	BMI	20	0.269	0.344	1	1
BALDOR ELECTRIC CO	BEZ	20	0.327	0.428	1	1
BANDAG INC	BDG	25	0.81	1.009	1	1
BANTA CORP	BN	20	0.151	0.364	1	1
BARNES GROUP INC	B	20	0.234	0.331	1	1
BLAIR CORP	BL	25	0.399	0.309	1	1
BLOCK H & R INC	HRB	25	0.248	0.252	1	1
BOB EVANS FARMS	BOBE	25	0.092	0.363	1	1
BOEING CO	BA	20	0.71	0.723	1	1
BRADY CORP	BRC	20	0.995	0.787	1	1
BRIDGFORD FOODS CORP	BRID	30	0.042	0.017	1	1
BRIGGS & STRATTON	BGG	20	0.91	1.07	1	1
BRINKS CO	BCO	20	0.533	0.744	1	1
BROWN-FORMAN -CL B	BF.B	30	0.329	0.278	1	1
BRUNSWICK CORP	BC	25	0.85	0.894	1	1
BURLINGTON NORTHERN SANTA FE	BNI	20	0.547	0.597	1	1
CASEYS GENERAL STORES INC	CASY	30	0.491	0.468	1	1
CATO CORP -CL A	CTR	25	0.537	0.803	1	1
CBRL GROUP INC	CBRL	25	0.247	-0.021	1	1
CHURCH & DWIGHT INC	CHD	30	0.284	0.368	1	1
CHURCHILL DOWNS INC	CHDN	25	0.381	0.344	1	1
CLARCOR INC	CLC	20	0.425	0.4	1	1
CLOROX CO/DE	CLX	30	0.379	0.21	1	1
CONAGRA FOODS INC	CAG	30	0.275	@NA	1	1
COURIER CORP	CRRC	25	0.53	0.615	1	1
CPI CORP	CPY	25	0.014	0.178	1	1
CSX CORP	CSX	20	0.606	0.747	1	1
CUBIC CORP	CUB	20	0.157	0.093	1	1
CURTISS-WRIGHT CORP	CW	20	0.024	0.048	1	1

CVS CORP	CVS	30	0.512	0.533	1	1
DANAHER CORP	DHR	20	0.86	0.893	1	1
DEB SHOPS INC	DEBS	25	0.38	0.297	1	1
DELTA & PINE LAND CO	DLP	30	0.289	0.303	1	1
DONALDSON CO INC	DCI	20	0.497	0.569	1	1
DONNELLEY (R R) & SONS CO	RRD	20	0.538	0.712	1	1
EASTMAN KODAK CO	EK	25	0.924	1.089	1	1
EATON CORP	ETN	20	0.652	0.747	1	1
ELKCORP	ELK	20	0.576	0.429	1	1
EMERSON ELECTRIC CO	EMR	20	0.817	0.96	1	1
ENGINEERED SUPPORT SYSTEMS	EASI	20	-0.133	0.116	1	1
ENNIS INC	EBF	20	0.098	0.271	1	1
EW SCRIPPS -CL A	SSP	25	0.487	0.55	1	1
EXPEDITORS INTL WASH INC	EXPD	20	0.682	0.605	1	1
FAMILY DOLLAR STORES	FDO	25	0.691	0.499	1	1
FARMER BROS CO	FARM	30	0.221	0.06	1	1
FASTENAL CO	FAST	20	0.488	0.536	1	1
FEDERAL SCREW WORKS	FSCR	25	-0.082	-0.093	1	1
FEDERAL SIGNAL CORP	FSS	20	0.855	1.05	1	1
FLEXSTEEL INDS	FLXS	25	0.274	0.313	1	1
FLUOR CORP	FLR	20	0.398	0.505	1	1
FRANKLIN ELECTRIC CO INC	FELE	20	0.238	0.299	1	1
FREDS INC	FRED	25	0.62	0.718	1	1
FRISCH'S RESTAURANTS INC	FRS	25	-0.099	@NA	1	1
G&K SERVICES INC -CL A	GKSRA	20	0.515	0.398	1	1
GANNETT CO	GCI	25	0.68	0.6	1	1
GATX CORP	GMT	20	0.937	1.044	1	1
GENERAL DYNAMICS CORP	GD	20	0.511	0.573	1	1
GENUINE PARTS CO	GPC	25	0.406	0.502	1	1
GORMAN-RUPP CO	GRC	20	0.596	0.669	1	1
GRAINGER (W W) INC	GWW	20	0.647	0.803	1	1
GRANITE CONSTRUCTION INC	GVA	20	0.244	0.322	1	1
HANCOCK FABRICS INC	HKF	25	-0.3	-0.078	1	1
HARLAND (JOHN H.) CO	JH	20	-0.055	-0.053	1	1
HARSCO CORP	HSC	20	0.863	0.959	1	1
HARTE HANKS INC	HHS	25	0.175	0.242	1	1
HAVERTY FURNITURE	HVT	25	0.681	0.827	1	1
HEICO CORP	HEI	20	0.369	0.472	1	1
HILTON HOTELS CORP	HLT	25	0.779	0.962	1	1
HNI CORP	HNI	20	0.925	0.89	1	1
HORMEL FOODS CORP	HRL	30	0.15	0.142	1	1
HUBBELL INC -CL B	HUB.B	20	0.856	0.866	1	1
IDEX CORP	IEX	20	0.73	0.77	1	1
ILLINOIS TOOL WORKS	ITW	20	0.832	0.864	1	1
INGLES MARKETS INC -CL A	IMKTA	30	0.168	0.104	1	1
INTERPOOL INC	IPX	20	0.832	0.918	1	1
INTL SPEEDWAY CORP -CL A	ISCA	25	0.276	0.219	1	1
JLG INDUSTRIES INC	JLG	20	0.91	1.053	1	1
JOHNSON CONTROLS INC	JCI	25	0.827	0.698	1	1
KAYDON CORP	KDN	20	0.593	0.658	1	1
KB HOME	KBH	25	0.632	0.6	1	1

KELLWOOD CO	KWD	25	0.541	0.593	1	1
KELLY SERVICES INC -CL A	KELYA	20	0.303	0.455	1	1
KIMBALL INTERNATIONAL -CL B	KBALB	25	0.249	0.315	1	1
KIMBERLY-CLARK CORP	KMB	30	0.254	0.14	1	1
KNIGHT-RIDDER INC	KRI	25	0.662	0.625	1	1
LANCASTER COLONY CORP	LANC	30	0.295	0.113	1	1
LANCE INC	LNCE	30	0.151	0.33	1	1
LAWSON PRODUCTS	LAWS	20	0.439	0.508	1	1
LA-Z-BOY INC	LZB	25	0.637	0.827	1	1
LEE ENTERPRISES INC	LEE	25	0.724	0.76	1	1
LEGGETT & PLATT INC	LEG	25	0.972	1.027	1	1
LENNAR CORP	LEN	25	0.727	0.55	1	1
LIBERTY CORP	LC	25	0.519	0.634	1	1
LIFETIME HOAN CORP	LCUT	25	0.821	1.041	1	1
LINCOLN ELECTRIC HLDGS INC	LECO	20	0.561	0.662	1	1
LINDSAY MANUFACTURING CO	LNN	20	0.282	0.433	1	1
LONGS DRUG STORES CORP	LDG	30	0.273	0.376	1	1
LSI INDS INC	LYTS	20	0.415	0.324	1	1
M/I HOMES INC	MHO	25	0.698	0.817	1	1
MARCUS CORP	MCS	25	0.757	@NA	1	1
MASCO CORP	MAS	20	0.701	0.758	1	1
MAY DEPARTMENT STORES CO	MAY	25	0.716	0.866	1	1
MCCLATCHY CO -CL A	MNI	25	0.17	0.191	1	1
MCCORMICK & COMPANY INC	MKC	30	0.004	0.053	1	1
MCDONALD'S CORP	MCD	25	0.757	0.901	1	1
MCGRATH RENTCORP	MGRC	20	0.632	0.832	1	1
MCGRAW-HILL COMPANIES	MHP	25	0.559	0.449	1	1
MDC HOLDINGS INC	MDC	25	0.852	0.854	1	1
MEDIA GENERAL -CL A	MEG	25	0.753	0.842	1	1
MEREDITH CORP	MDP	25	0.502	0.354	1	1
MET-PRO CORP	MPR	20	0.264	0.317	1	1
MINE SAFETY APPLIANCES CO	MSA	20	-0.247	-0.219	1	1
MODINE MANUFACTURING CO	MOD	25	0.871	0.933	1	1
MOVADO GROUP INC	MOV	25	0.43	0.434	1	1
NATURES SUNSHINE PRODS INC	NATR	30	-0.048	0.285	1	1
NEW YORK TIMES CO -CL A	NYT	25	0.717	0.567	1	1
NIKE INC -CL B	NKE	25	0.71	@NA	1	1
NORDSON CORP	NDSN	20	0.862	0.908	1	1
NORFOLK SOUTHERN CORP	NSC	20	0.491	0.613	1	1
NORTHROP GRUMMAN CORP	NOC	20	-0.317	-0.124	1	1
OSHKOSH TRUCK CORP	OSK	20	0.777	0.749	1	1
PALL CORP	PLL	20	0.855	1	1	1
PARKER-HANNIFIN CORP	PH	20	0.964	1.061	1	1
PENN ENGR & MFG CORP	PNN	20	0.805	0.981	1	1
PENTAIR INC	PNR	20	0.896	0.978	1	1
PEPSIAMERICAS INC	PAS	30	0.099	0.295	1	1
PIER 1 IMPORTS INC/DE	PIR	25	0.282	0.665	1	1
PILGRIMS PRIDE CORP	PPC	30	0.629	0.441	1	1
PULITZER INC	PTZ	25	0.308	0.518	1	1
PULTE HOMES INC	PHM	25	0.944	1.037	1	1
QUIXOTE CORP	QUIX	20	0.414	0.494	1	1

RAVEN INDUSTRIES INC	RAVN	20	0.243	0.336	1	1
RAYTHEON CO	RTN	20	0.227	0.364	1	1
REGIS CORP/MN	RGS	25	0.579	0.388	1	1
ROBBINS & MYERS INC	RBN	20	0.716	0.712	1	1
ROCKWELL AUTOMATION	ROK	20	0.943	0.928	1	1
ROLLINS INC	ROL	20	0.112	0.186	1	1
RUBY TUESDAY INC	RI	25	0.18	@NA	1	1
RUSS BERRIE & CO INC	RUS	25	0.267	0.248	1	1
RYDER SYSTEM INC	R	20	0.802	0.802	1	1
RYLAND GROUP INC	RYL	25	0.872	1.05	1	1
SCHAWK INC -CL A	SGK	20	0.151	0.374	1	1
SKYLINE CORP	SKY	25	0.615	@NA	1	1
SMITH (A O) CORP	AOS	20	0.112	0.191	1	1
SMUCKER (JM) CO	SJM	30	0.124	0.076	1	1
SOUTHWEST AIRLINES	LUV	20	0.858	0.871	1	1
STANDEX INTERNATIONAL CORP	SXI	20	0.514	0.367	1	1
STANLEY WORKS	SWK	25	0.89	0.91	1	1
STRIDE RITE CORP	SRR	25	0.921	0.941	1	1
STURM RUGER & CO INC	RGR	25	-0.009	0.047	1	1
SUPERIOR INDUSTRIES INTL	SUP	25	0.641	0.658	1	1
SUPERIOR UNIFORM GROUP INC	SGC	25	-0.005	0.1	1	1
SUPERVALU INC	SVU	30	0.467	0.589	1	1
SYSCO CORP	SYY	30	0.537	0.389	1	1
TECUMSEH PRODUCTS CO -CL A	TECUA	20	0.364	0.492	1	1
TELEFLEX INC	TFX	20	0.571	0.833	1	1
TENNANT CO	TNC	20	0.265	0.415	1	1
THOMAS INDUSTRIES INC	TII	20	0.79	0.809	1	1
THOR INDUSTRIES INC	THO	25	0.788	0.743	1	1
TOOTSIE ROLL INDUSTRIES INC	TR	30	0.518	0.618	1	1
TORO CO	TTC	20	0.541	0.317	1	1
TREDEGAR CORP	TG	20	0.31	0.239	1	1
TRIBUNE CO	TRB	25	0.661	0.512	1	1
TYSON FOODS INC -CL A	TSN	30	0.38	0.375	1	1
UNIFIRST CORP	UNF	25	0.228	0.387	1	1
UNION PACIFIC CORP	UNP	20	0.487	0.378	1	1
UNITED PARCEL SERVICE INC	UPS	20	0.477	0.494	1	1
UNIVERSAL CORP/VA	UVV	30	-0.015	0.106	1	1
UNIVERSAL FOREST PRODS INC	UFPI	20	0.896	0.905	1	1
VALMONT INDUSTRIES	VMI	20	0.194	0.165	1	1
VF CORP	VFC	25	0.528	0.625	1	1
WALGREEN CO	WAG	30	0.434	0.25	1	1
WAL-MART STORES	WMT	30	0.79	0.506	1	1
WASHINGTON POST -CL B	WPO	25	0.253	0.31	1	1
WATSCO INC	WSO	20	0.76	0.717	1	1
WATTS WATER TECHNOLOGIES INC	WTS	20	0.089	0.303	1	1
WEIS MARKETS INC	WMK	30	0.163	0.104	1	1
WENDY'S INTERNATIONAL INC	WEN	25	0.379	0.448	1	1
WEYCO GROUP INC	WEYS	25	-0.129	-0.114	1	1
WILEY (JOHN) & SONS -CL A	JW.A	25	0.351	0.175	1	1
WINNEBAGO INDUSTRIES	WGO	25	0.792	0.954	1	1
WOLVERINE WORLD WIDE	WWW	25	0.641	0.752	1	1

WOODWARD GOVERNOR CO	WGOV	20	0.826	0.968	1	1
YORK INTERNATIONAL CORP	YRK	20	0.743	0.909	1	1

Excluded Companies

			ROE Failure due to
GILLETTE CO	G	36.4	too high
COLGATE-PALMOLIVE CO	CL	73.0	too high
HERSHEY CO	HSY	27.9	too high
ANHEUSER-BUSCH COS INC	BUD	34.5	too high
WRIGLEY (WM) JR CO	WWY	29.5	too high
COCA-COLA CO	KO	43.9	too high
PEPSICO INC	PEP	29.1	too high
PITNEY BOWES INC	PBI	35.1	too high
SARA LEE CORP	SLE	51.9	too high
HEINZ (H J) CO	HNZ	34.7	too high
TJX COMPANIES INC	TJX	34.3	too high
EQUIFAX INC	EFX	52.3	too high
KELLOGG CO	K	50.7	too high
ALTRIA GROUP INC	MO	44.0	too high
ITT INDUSTRIES INC	ITT	33.8	too high
COCA-COLA BTLNG CONS	COKE	58.9	too high
AMETEK INC	AME	30.1	too high
ROSS STORES INC	ROST	27.3	too high
OSHKOSH B'GOSH INC -CL A	GOSHA	28.0	too high
CEDAR FAIR -LP	FUN	36.0	too high
GRACO INC	GGG	49.9	too high
WD-40 CO	WDFC	38.7	too high
POLARIS INDS INC	PII	47.0	too high
STANDARD COMMERCIAL CORP	STW	2.4	too low
DILLARDS INC -CL A	DDS	6.5	too low
IKON OFFICE SOLUTIONS	IKN	4.8	too low
BROWN SHOE CO INC	BWS	7.0	too low
NASH FINCH CO	NAFC	5.8	too low
STANDARD MOTOR PRODS	SMP	3.1	too low
MARSH SUPERMARKETS -CL B	MARSB	6.7	too low
EDO CORP	EDO	-1.5	too low
NOLAND COMPANY	NOLD	5.5	too low
INTL ALUMINUM	IAL	5.5	too low
ANGELICA CORP	AGL	1.9	too low
NATIONAL PRESTO INDS INC	NPK	6.6	too low
PROVIDENCE AND WORCESTER RR	PWX	3.5	too low

Sum=2 means keep	CEQ > 0	2003 Shares Traded	Screen on Trading Volume	Country of Incorporation	Dividend history	Rating Category	Rating	1993-2003 ROE
2	1	1051.674	1	0	1	5	AA	25.4
2	1	41.295	1	0	1	@NA	#N/A	13.4
2	1	31.731	1	0	1	@NA	#N/A	14.1
2	1	63.866	1	0	1	@NA	#N/A	9.8
2	1	2.074	1	0	1	@NA	#N/A	11.2
2	1	92.678	1	0	1	10	BBB+	16.1
2	1	475.163	1	0	1	11	BBB	18.0
2	1	37.783	1	0	1	9	A-	10.3
2	1	1.378	1	0	1	@NA	#N/A	9.8
2	1	5.804	1	0	1	@NA	#N/A	9.5
2	1	2	1	0	1	@NA	#N/A	12.9
2	1	28.903	1	0	1	@NA	#N/A	7.2
2	1	222.014	1	0	1	@NA	#N/A	19.3
2	1	20.44	1	0	1	@NA	#N/A	9.4
2	1	395.766	1	0	1	7	A+	8.2
2	1	11.073	1	0	1	@NA	#N/A	15.9
2	1	168.245	1	0	1	9	A-	23.1
2	1	2.711	1	0	1	@NA	#N/A	14.4
2	1	21.707	1	0	1	@NA	#N/A	14.4
2	1	12.365	1	0	1	@NA	#N/A	16.8
2	1	29.615	1	0	1	@NA	#N/A	12.2
2	1	15.958	1	0	1	@NA	#N/A	16.7
2	1	4.888	1	0	1	@NA	#N/A	9.7
2	1	364.822	1	0	1	10	BBB+	25.3
2	1	36.251	1	0	1	@NA	#N/A	11.9
2	1	951.507	1	0	1	8	A	13.1
2	1	19.766	1	0	1	@NA	#N/A	13.4
2	1	1.837	1	0	1	@NA	#N/A	14.4
2	1	84.296	1	0	1	12	BBB-	21.3
2	1	66.176	1	0	1	11	BBB	9.2
2	1	100.972	1	0	1	8	A	24.2
2	1	115.305	1	0	1	10	BBB+	9.0
2	1	306.739	1	0	1	10	BBB+	13.5
2	1	34.24	1	0	1	@NA	#N/A	11.9
2	1	26.8	1	0	1	@NA	#N/A	15.1
2	1	163.855	1	0	1	12	BBB-	11.9
2	1	53.835	1	0	1	14	#N/A	15.3
2	1	3.057	1	0	1	@NA	#N/A	14.1
2	1	47.593	1	0	1	@NA	#N/A	17.2
2	1	279.601	1	0	1	9	A-	23.6
2	1	522.117	1	0	1	10	BBB+	18.0
2	1	4.206	1	0	1	@NA	#N/A	14.5
2	1	5.616	1	0	1	@NA	#N/A	9.2
2	1	264.475	1	0	1	11	BBB	10.4
2	1	35.143	1	0	1	@NA	#N/A	7.6
2	1	17.101	1	0	1	@NA	#N/A	12.1

2	1	569.118	1	0	1	9	A-	8.7
2	1	497.679	1	0	1	7	A+	18.4
2	1	3.481	1	0	1	@NA	#N/A	9.1
2	1	36.562	1	0	1	@NA	#N/A	23.1
2	1	73.923	1	0	1	@NA	#N/A	21.8
2	1	154.792	1	0	1	9	A-	13.0
2	1	955.297	1	0	1	13	#N/A	21.8
2	1	298.992	1	0	1	9	A-	17.8
2	1	24.592	1	0	1	@NA	#N/A	15.1
2	1	354.706	1	0	1	8	A	20.0
2	1	122.598	1	0	1	@NA	#N/A	17.1
2	1	9.521	1	0	1	@NA	#N/A	19.7
2	1	116.908	1	0	1	8	A	13.6
2	1	238.799	1	0	1	@NA	#N/A	20.9
2	1	257.608	1	0	1	@NA	#N/A	19.2
2	1	2.533	1	0	1	@NA	#N/A	9.7
2	1	158.863	1	0	1	@NA	#N/A	25.3
2	1	0.167	1	0	1	@NA	#N/A	12.6
2	1	76.217	1	0	1	@NA	#N/A	17.9
2	1	1.11	1	0	1	@NA	#N/A	8.9
2	1	146.216	1	0	1	9	A-	13.2
2	1	9.062	1	0	1	@NA	#N/A	25.7
2	1	109.712	1	0	1	@NA	#N/A	8.3
2	1	1.046	1	0	1	@NA	#N/A	9.2
2	1	18.239	1	0	1	@NA	#N/A	14.9
2	1	260.924	1	0	1	8	A	24.1
2	1	133.718	1	0	1	12	BBB-	10.9
2	1	387.936	1	0	1	8	A	24.4
2	1	114.492	1	0	1	@NA	#N/A	17.8
2	1	1.738	1	0	1	@NA	#N/A	13.6
2	1	126.48	1	0	1	4	AA+	14.7
2	1	50.704	1	0	1	@NA	#N/A	12.5
2	1	26.421	1	0	1	@NA	#N/A	11.4
2	1	36.169	1	0	1	@NA	#N/A	15.7
2	1	30.125	1	0	1	9	A-	14.5
2	1	48.529	1	0	1	@NA	#N/A	16.0
2	1	22.665	1	0	1	@NA	#N/A	11.1
2	1	8.047	1	0	1	@NA	#N/A	12.0
2	1	440.103	1	0	1	12	BBB-	12.1
2	1	33.092	1	0	1	@NA	#N/A	21.5
2	1	63.197	1	0	1	8	A	17.0
2	1	28.74	1	0	1	7	A+	16.0
2	1	62.796	1	0	1	11	BBB	22.8
2	1	268.855	1	0	1	5	AA	18.9
2	1	6.034	1	0	1	15	#N/A	8.4
2	1	7.07	1	0	1	14	#N/A	12.5
2	1	36.447	1	0	1	12	BBB-	16.2
2	1	58.573	1	0	1	15	#N/A	21.7
2	1	265.258	1	0	1	8	A	16.8
2	1	45.613	1	0	1	13	#N/A	16.7
2	1	531.703	1	0	1	13	#N/A	16.1

2	1	51.389	1	0	1	12	BBB-	9.1
2	1	17.31	1	0	1	@NA	#N/A	11.2
2	1	9.792	1	0	1	@NA	#N/A	9.6
2	1	432.054	1	0	1	6	AA-	25.6
2	1	107.922	1	0	1	8	A	18.7
2	1	25.028	1	0	1	@NA	#N/A	24.1
2	1	25.734	1	0	1	@NA	#N/A	11.4
2	1	2.188	1	0	1	@NA	#N/A	13.4
2	1	84.923	1	0	1	@NA	#N/A	11.7
2	1	33.06	1	0	1	@NA	#N/A	21.7
2	1	140.562	1	0	1	7	A+	16.5
2	1	738.832	1	0	1	12	BBB-	20.0
2	1	8.935	1	0	1	@NA	#N/A	7.4
2	1	8.612	1	0	1	@NA	#N/A	10.2
2	1	20.796	1	0	1	@NA	#N/A	15.2
2	1	8.079	1	0	1	@NA	#N/A	17.9
2	1	97.249	1	0	1	@NA	#N/A	8.4
2	1	8.505	1	0	1	@NA	#N/A	14.4
2	1	24.422	1	0	1	14	#N/A	18.9
2	1	10.262	1	0	1	@NA	#N/A	9.3
2	1	510.321	1	0	1	10	BBB+	11.3
2	1	395.938	1	0	1	11	BBB	18.4
2	1	16.066	1	0	1	10	BBB+	10.0
2	1	124.198	1	0	1	8	A	25.4
2	1	1699.994	1	0	1	8	A	17.6
2	1	12.835	1	0	1	@NA	#N/A	19.3
2	1	219.073	1	0	1	@NA	#N/A	24.1
2	1	86.145	1	0	1	12	BBB-	17.6
2	1	21.524	1	0	1	13	#N/A	20.8
2	1	48.093	1	0	1	@NA	#N/A	19.0
2	1	1.859	1	0	1	@NA	#N/A	13.8
2	1	12.416	1	0	1	@NA	#N/A	9.9
2	1	20.312	1	0	1	@NA	#N/A	14.1
2	1	8.612	1	0	1	@NA	#N/A	11.6
2	1	9.174	1	0	1	@NA	#N/A	23.7
2	1	175.905	1	0	1	7	A+	17.7
2	1	365.897	1	0	1	8	A	19.4
2	1	24.657	1	0	1	@NA	#N/A	17.9
2	1	341.52	1	0	1	11	BBB	10.1
2	1	630.363	1	0	1	11	BBB	10.5
2	1	64.594	1	0	1	@NA	#N/A	12.0
2	1	150.081	1	0	1	9	A-	14.0
2	1	228.919	1	0	1	8	A	13.8
2	1	3.278	1	0	1	17	#N/A	11.4
2	1	132.905	1	0	1	11	BBB	12.4
2	1	60.296	1	0	1	8	A	11.5
2	1	232.898	1	0	1	12	BBB-	15.7
2	1	21.077	1	0	1	14	#N/A	13.7
2	1	8.137	1	0	1	@NA	#N/A	15.2
2	1	378.015	1	0	1	12	BBB-	16.3
2	1	6.217	1	0	1	@NA	#N/A	11.0

2	1	12.852	1	0	1	@NA	#N/A	15.2
2	1	520.165	1	0	1	12	BBB-	7.7
2	1	57.798	1	0	1	@NA	#N/A	15.5
2	1	9.885	1	0	1	@NA	#N/A	14.3
2	1	216.096	1	0	1	8	A	15.6
2	1	46.068	1	0	1	@NA	#N/A	18.2
2	1	125.147	1	0	1	@NA	#N/A	17.5
2	1	8.187	1	0	1	@NA	#N/A	11.7
2	1	96.575	1	0	1	10	BBB+	10.8
2	1	393.155	1	0	1	12	BBB-	14.0
2	1	1.898	1	0	1	@NA	#N/A	11.7
2	1	2.492	1	0	1	@NA	#N/A	8.3
2	1	28.674	1	0	1	@NA	#N/A	14.5
2	1	52.42	1	0	1	@NA	#N/A	11.7
2	1	640.076	1	0	1	8	A	14.8
2	1	3.377	1	0	1	@NA	#N/A	18.2
2	1	166.537	1	0	1	8	A	15.2
2	1	25.559	1	0	1	@NA	#N/A	8.1
2	1	16.087	1	0	1	@NA	#N/A	18.2
2	1	47.435	1	0	1	@NA	#N/A	20.5
2	1	2.147	1	0	1	@NA	#N/A	9.7
2	1	183.611	1	0	1	11	BBB	12.5
2	1	537.039	1	0	1	6	AA-	24.7
2	1	19.485	1	0	1	@NA	#N/A	9.4
2	1	39.631	1	0	1	@NA	#N/A	15.0
2	1	3.78	1	0	1	@NA	#N/A	13.9
2	1	8.746	1	0	1	@NA	#N/A	11.0
2	1	101.575	1	0	1	@NA	#N/A	16.6
2	1	20.247	1	0	1	@NA	#N/A	16.0
2	1	72.699	1	0	1	12	BBB-	14.6
2	1	15.456	1	0	1	@NA	#N/A	13.7
2	1	261.448	1	0	1	8	A	19.1
2	1	339.022	1	0	1	11	BBB	8.3
2	1	6.014	1	0	1	@NA	#N/A	11.5
2	1	264.358	1	0	1	11	BBB	9.8
2	1	630.148	1	0	1	2	AAA	21.5
2	1	22.217	1	0	1	10	BBB+	18.8
2	1	15.075	1	0	1	@NA	#N/A	16.1
2	1	11.006	1	0	1	14	#N/A	14.2
2	1	109.587	1	0	1	9	A-	15.7
2	1	831.218	1	0	1	7	A+	19.1
2	1	2102.916	1	0	1	5	AA	21.6
2	1	3.644	1	0	1	7	A+	16.4
2	1	18.118	1	0	1	@NA	#N/A	10.9
2	1	17.306	1	0	1	11	BBB	9.0
2	1	5.125	1	0	1	@NA	#N/A	9.4
2	1	277.924	1	0	1	10	BBB+	15.0
2	1	2.779	1	0	1	@NA	#N/A	13.8
2	1	18.719	1	0	1	@NA	#N/A	23.7
2	1	140.87	1	0	1	@NA	#N/A	23.3
2	1	67.604	1	0	1	@NA	#N/A	12.3

2	1	7.722	1	0	1	@NA	#N/A	9.7
2	1	68.228	1	0	1	12	BBB-	10.0
							Average	16.9
							Std. Dev	9.8
							+1 Std. Dev	26.7
							-1 Std. Dev	7.1

ROE Screen	Average 1993-2004 ROE
1	26.0
1	13.5
1	13.5
1	10.1
1	11.0
1	15.7
1	17.1
1	10.4
1	10.0
1	9.1
1	13.1
1	7.4
1	19.6
1	9.4
1	8.0
1	15.9
1	22.8
1	14.5
1	14.2
1	16.5
1	12.2
1	16.1
1	9.3
1	25.3
1	11.9
1	13.6
1	13.5
1	13.2
1	21.3
1	10.1
1	24.2
1	9.7
1	13.1
1	11.9
1	15.2
1	12.0
1	15.5
1	13.2
1	17.1
1	25.0
1	18.0
1	14.7
1	4.3
1	10.0
1	8.1
1	12.1

1	9.2
1	18.3
1	9.1
1	21.3
1	21.8
1	12.5
1	21.3
1	18.0
1	14.7
1	19.9
1	18.1
1	19.1
1	13.8
1	20.9
1	19.2
1	9.2
1	25.0
1	11.7
1	16.4
1	9.1
1	13.4
1	25.1
1	8.3
1	9.2
1	14.4
1	23.4
1	11.4
1	24.0
1	17.6
1	13.1
1	14.7
1	12.4
1	10.6
1	16.2
1	14.5
1	16.1
1	10.9
1	11.7
1	11.9
1	21.1
1	17.1
1	16.1
1	22.0
1	18.7
1	8.7
1	11.7
1	16.4
1	20.7
1	16.9
1	16.4
1	17.0

1	9.2
1	10.6
1	9.3
1	25.7
1	19.0
1	23.3
1	11.5
1	13.3
1	11.7
1	20.7
1	16.2
1	20.5
1	7.5
1	10.1
1	15.2
1	17.1
1	8.1
1	13.7
1	19.0
1	9.3
1	11.7
1	17.8
1	10.1
1	25.5
1	17.6
1	19.3
1	24.4
1	18.8
1	19.6
1	19.1
1	13.3
1	10.8
1	14.1
1	11.4
1	23.4
1	18.0
1	19.4
1	17.9
1	10.3
1	10.2
1	12.7
1	14.1
1	13.7
1	11.2
1	12.4
1	11.5
1	15.1
1	14.1
1	14.4
1	17.0
1	8.0

1	16.2
1	7.4
1	15.6
1	13.4
1	16.3
1	19.9
1	17.5
1	10.2
1	11.2
1	15.6
1	12.3
1	8.3
1	13.8
1	11.7
1	14.1
1	17.2
1	16.9
1	8.3
1	17.0
1	19.4
1	9.4
1	12.8
1	25.9
1	8.7
1	13.8
1	13.4
1	12.2
1	17.1
1	15.6
1	15.5
1	13.1
1	18.2
1	8.4
1	11.3
1	9.4
1	21.5
1	18.8
1	16.0
1	13.8
1	16.2
1	19.0
1	21.6
1	16.3
1	11.1
1	9.1
1	9.5
1	14.0
1	14.2
1	23.7
1	24.2
1	12.5

1	9.6
1	10.0
	14.9
	4.7
	19.6
	10.2

Average	16.88484	14.9
Std. Dev	9.82886	4.7

+1 Std Dev	+1	26.7137	19.6
-1 Std Dev	-1	7.055977	10.2

LSI INDS INC	LYTS
MARCUS CORP	MCS
MCGRATH RENTCORP	MGRC
MCGRAW-HILL COMPANIES	MHP
MEREDITH CORP	MDP
MET-PRO CORP	MPR
MINE SAFETY APPLIANCES CO	MSA
MODINE MANUFACTURING CO	MOD
MOVADO GROUP INC	MOV
NATURES SUNSHINE PRODS INC	NATR
NORDSON CORP	NDSN
OSHKOSH TRUCK CORP	OSK
PULITZER INC	PTZ
QUIXOTE CORP	QUIX
RAVEN INDUSTRIES INC	RAVN
REGIS CORP/MN	RGS
ROBBINS & MYERS INC	RBN
ROLLINS INC	ROL
RUBY TUESDAY INC	RI
RUSS BERRIE & CO INC	RUS
SCHAWK INC -CL A	SGK
SKYLINE CORP	SKY
SMITH (A O) CORP	AOS
SMUCKER (JM) CO	SJM
STANDEX INTERNATIONAL CORP	SXI
STRIDE RITE CORP	SRR
STURM RUGER & CO INC	RGR
SUPERIOR INDUSTRIES INTL	SUP
SUPERIOR UNIFORM GROUP INC	SGC
TECUMSEH PRODUCTS CO -CL A	TECUA
TELEFLEX INC	TFX
TENNANT CO	TNC
THOMAS INDUSTRIES INC	TII
THOR INDUSTRIES INC	THO
TOOTSIE ROLL INDUSTRIES INC	TR
TREDEGAR CORP	TG
UNIFIRST CORP	UNF
UNIVERSAL FOREST PRODS INC	UFPI
WATSCO INC	WSO
WEIS MARKETS INC	WMK
WEYCO GROUP INC	WEYS
WILEY (JOHN) & SONS -CL A	JW.A
WINNEBAGO INDUSTRIES	WGO
WOLVERINE WORLD WIDE	WWW
WOODWARD GOVERNOR CO	WGOV

Excluded Companies

AARON RENTS INC	RNT
USF CORP	USFC
SEARS ROEBUCK & CO	S

Company Name	Ticker Sym	Trading Volume-Calender Year
CREDIT SUISSE FIRST	0109B	@NA
CARIBBEAN UTILITIES	0113B	@NA
BOEING CAPITAL COR	0122B	@NA
TEXTRON FINANCIAL (	0123B	@NA
AMERICAN TIRE DISTF	0129B	@NA
CONCENTRA OPERAT	0136B	@NA
ARGO-TECH CORP	0140B	@NA
ALLIANCE LAUNDRY S	0145B	@NA
AIRXCEL INC	0146B	@NA
ADVANSTAR COMMUN	0147B	@NA
AMERICAN PLUMBING	0151B	@NA
AMERICAN LAWYER M	0152B	@NA
BGF INDUSTRIES INC	0157B	@NA
BPC HOLDING CORP	0158B	@NA
DOE RUN RESOURCES	0161B	@NA
CONTINENTAL GLOBA	0168B	@NA
DELTA MILLS INC	0169B	@NA
DIAMOND CABLE COM	0171B	@NA
DOLLAR FINANCIAL GI	0172B	@NA
ECHOSTAR DBS CORF	0173B	@NA
ENERGY CORP OF AM	0176B	@NA
GLASSTECH INC	0180B	@NA
GREAT LAKES CARBO	0182B	@NA
LOGIX COMMUNICATI(	0186B	@NA
NORTH ATLANTIC TRA	0199B	@NA
APPLETON PAPERS IN	0209B	@NA
PDVSA FINANCE LTD	0210B	@NA
ADVANCE STORES CC	0211B	@NA
INSIGHT MIDWEST LP	0213B	@NA
HERBST GAMING INC	0215B	@NA
CHOCTAW RESORT DI	0216B	@NA
STENA AB	0218B	@NA
WHEELING ISLAND GA	0219B	@NA
TNP ENTERPRISES IN(	0223B	@NA
U S MARINE REPAIR IN	0225B	@NA
CENTRA FINANCIAL H(	0227B	@NA
ALGOMA STEEL INC	0236B	@NA
SANITATION CO OF PA	0237B	@NA
BEAR ISLAND PAPER (	0240B	@NA
CHEVRON PHILLIPS C	0241B	@NA
COAXIALL LLC	0242B	@NA
CONSOLIDATED CONT	0243B	@NA
DIAMOND TRIUMPH AU	0244B	@NA
DOMINO'S INC	0245B	@NA
GEO SPECIALTY CHEM	0249B	@NA
GRAHAM PACKAGING	0250B	@NA
GREAT LAKES DREDG	0251B	@NA
GSI GROUP INC	0252B	@NA
HENRY CO	0253B	@NA

HOLLEY PERFORMAN	0254B	@NA
HOLLYWOOD CASINO	0255B	@NA
HUDSON RESPIRATOF	0256B	@NA
HUNTSMAN INTL HOLI	0257B	@NA
HUNTSMAN INTL LLC	0258B	@NA
INTERNATIONAL WIRE	0259B	@NA
JACKSON PRODUCTS	0262B	@NA
JAMES CABLE PARTNI	0263B	@NA
KEY COMPONENTS LL	0264B	@NA
KINETEK INC	0265B	@NA
KNOWLES ELECTRON	0267B	@NA
KOPPERS INC	0268B	@NA
LA QUINTA PROPERTI	0269B	@NA
LAND O'LAKES INC	0270B	@NA
NEENAH FOUNDRY C	0271B	@NA
NEW WORLD PASTA C	0272B	@NA
NORTHLAND CABLE T	0273B	@NA
NUMATICS INC	0274B	@NA
OMEGA CABINETS LTI	0275B	@NA
PDV AMERICA INC	0276B	@NA
PENINSULA GAMING C	0277B	@NA
PHILIPP BROTHERS C	0278B	@NA
PHOENIX COLOR COR	0279B	@NA
PLASTIPAK HOLDINGS	0280B	@NA
PLIANT CORP	0281B	@NA
PORTOLA PACKAGING	0282B	@NA
RESTAURANT CO	0286B	@NA
ROLLER BEARING CO	0288B	@NA
ROMACORP INC	0289B	@NA
LDM TECHNOLOGIES I	0290B	@NA
LUIGINOS INC	0291B	@NA
MARINER ENERGY IN	0293B	@NA
MTS INC	0296B	@NA
MUZAK LLC	0297B	@NA
NEBRASKA BOOK CO	0298B	@NA
ROSE HILLS CO	0299B	@NA
ROYSTER-CLARK INC	0300B	@NA
STANADYNE AUTOMO	0301B	@NA
SUSQUEHANNA MEDI	0302B	@NA
TEAM HEALTH INC	0303B	@NA
TELECOMUNICAC DE I	0304B	@NA
TOWN SPORTS INTL I	0305B	@NA
TRANSDIGM HLDG CO	0306B	@NA
TRAVELCENTERS OF	0307B	@NA
TRUMP ATLANTIC CIT	0308B	@NA
US TIMBERLAND KLA	0309B	@NA
UNIFRAX CORP	0310B	@NA
UNITED INDUSTRIES C	0311B	@NA
UNIVERSAL COMPRES	0312B	@NA
VANGUARD HEALTH S	0313B	@NA
WERNER HOLDING C	0314B	@NA

WILLIAMS SCOTSMAN	0315B	@NA	
WINDSOR WOODMNT	0316B	@NA	
WORLDWIDE FLIGHT S	0317B	@NA	
XM SATELLITE RADIO	0319B	@NA	
VENTURE HOLDINGS (	0328B	@NA	
WRC MEDIA INC	0329B	@NA	
WAYCOOL3D INC -REI	0333B	@NA	
TRW AUTOMOTIVE IN(	0335B	@NA	
NEXTMEDIA OPERATII	0336B	@NA	
NORTH AMER VAN LIN	0337B	@NA	
VOLUME SERVICES AI	0339B	@NA	
PREMIUM STD FARMS	0340B	@NA	
IRON AGE HOLDINGS (	0342B	@NA	
PENHALL INTERNATIO	0343B	@NA	
NORTHEAST MORTGA	0345B	@NA	
INSIGHT HEALTH SER	0347B	@NA	
CSC HOLDINGS INC	0351B		0
MERIDIAN AUTOMOTI	0355B	@NA	
OMEGA VENTURES IN	0358B	@NA	
AVIATION UPGRADE T	0359B	@NA	
GOLDEN OPPORTUNI	0360B	@NA	
TEDA TECHNOLOGIES	0361B	@NA	
AAVID THERMAL TECH	0364B		0
DAYTON SUPERIOR C	0380B		0
BODY ART & SCIENCE	0382B	@NA	
NORAMPAC INC	0383B	@NA	
HUNTSMAN POLYMER	0392B	@NA	
RACI HOLDINGS INC	0393B	@NA	
CINGULAR WIRELESS	0394B	@NA	
NBC ACQUISITION CO	0395B	@NA	
COMMUNICATIONS & I	0399B		0
RESOLUTION PERFOR	0402B	@NA	
U S CAN CORP	0403B		0
PETER KIEWIT SONS I	0404B	@NA	
GAMEHAPPY.COM INC	0406B	@NA	
EYE CARE CENTERS (	0407B		0
BROWN JORDAN INTL	0409B		0
METALDYNE CORP	0410B		0
CSI TECHNOLOGIES IN	0412B	@NA	
COINMACH CORP	0415B	@NA	
BUFFETS HOLDINGS II	0419B		0
SBARRO INC	0428B		0
PCA INTERNATIONAL I	0431B		0
EL PASO PRODUCTIOI	0434B	@NA	
LEE COUNTY BANCSH	0435B	@NA	
H&E EQUIPMENT SER	0437B	@NA	
DELHAIZE AMERICA IN	0446B		0
GREYHOUND LINES IN	0447B		0
COATES MOTORCYCL	0448B	@NA	
AMERICAN ACHIEVEM	0456B	@NA	
AMERICAN CELLULAR	0457B	@NA	

MONITRONICS INTL IN	0461B	@NA
NATIONAL WINE & SPI	0462B	@NA
ROCKWOOD SPECIAL	0465B	@NA
CBD MEDIA LLC	0468B	@NA
UNITED COMPONENTS	0469B	@NA
GOLFSMITH INTL HLD	0470B	@NA
JL FRENCH AUTOMOT	0471B	@NA
RAB HOLDINGS INC	0479B	@NA
RAB ENTERPRISES IN	0480B	@NA
BANCTEC INC	0485B	@NA
YZAPP INTERNATIONA	0489B	@NA
DOLE FOOD CO INC	0491B	30.668
HERTZ CORP	0492B	@NA
EVERGREEN HOLDING	0493B	@NA
CARDTRONICS INC-RE	0506B	@NA
PSF GROUP HOLDING	0510B	@NA
TRIMAS CORP	0517B	@NA
MADISON RIVER CAP I	0522B	@NA
INTL SPECIALTY HOLD	0523B	@NA
REDDY ICE HOLDINGS	0526B	@NA
ACF INDUSTRIES HOL	0536B	@NA
CELLCO PARTNERSHI	0537B	@NA
AMERICAN MEDIA OPE	0539B	@NA
NATIONAL WATERWOI	0547B	@NA
NMHG HOLDING CO	0548B	@NA
BRAND SERVICES INC	0550B	@NA
MEDQUEST ASSOCIAT	0551B	@NA
MQ ASSOCIATES INC	0552B	@NA
THL BEDDING HOLDIN	0560B	@NA
JOHNSONDIVERSEY H	0561B	@NA
VIVID LEARNING SYS I	0563B	@NA
NORCROSS SAFETY P	0570B	@NA
ELGIN NATIONAL INDU	0571B	@NA
SPECIAL DEVICES INC	0572B	@NA
QUINTILES TRANSNAT	0573B	219.307
UNIVERSAL HOSPITAL	0574B	@NA
MEDEX INC -REDH	0575B	@NA
CONTINENTAL RESOU	0576B	@NA
RBS GLOBAL INC	0584B	@NA
DAY INTERNATIONAL (	0588B	@NA
SENSUS METERING S	0592B	@NA
PIERRE FOODS INC	0602B	@NA
ESPRIT ENERGY TRUS	0607B	0.375
FTD INC	0628B	6.197
MADISON RIVER COMI	0637B	@NA
CONSOL COMMUN ILL	0645B	@NA
NEW SKIES SATELLITE	0717B	@NA
ROCKWOOD HOLDING	0723B	@NA
EAGLE-PICHER INC	0726B	0.103
CHINA HOSPITALS INC	0729B	@NA
COFFEYVILLE RESOUI	0731B	@NA

FPB BANCORP INC -RE	0735B	@NA
HERBALIFE LTD - OLD	0738B_	@NA
SPONGETECH DELIVE	0739B	@NA
SCIENCE APPLICATIOI	1134B	@NA
PRO-FAC COOPERATI'	1279B	@NA
DELCO REMY INTL INC	1571B	@NA
CHURCH LOANS & INV	1686B	@NA
GRAYBAR ELECTRIC (	1737B	@NA
AGWAY INC	1900B	@NA
FARMLAND INDUSTRIE	1970B	@NA
PETRO STOPPING CEI	2175B	@NA
TRUSERV CORP	2289B	@NA
TWENTY SERVICES IN	2323B	@NA
NATIONAL RURAL UTII	2381A	@NA
KNUSAGA CORP	2387B	@NA
AMERICAN CRYSTAL S	2388B	@NA
WESTLAND DEVELOPI	2461B	@NA
AMERICAN FAMILY FIN	2551A	@NA
J CREW GROUP INC	2632B	@NA
PISMO COAST VILLAG	2638B	@NA
GOLD KIST INC	2766B	@NA
VERMONT YANKEE NU	3009B	@NA
MAINE YANKEE ATOM	3010B	@NA
TENNESSEE VALLEY A	3015A	@NA
ROUNDY'S INC	3016B	@NA
UNIFIED WESTERN GF	3089B	@NA
HANDY HARDWARE W	3191B	@NA
TEKNI-PLEX INC	3368B	@NA
K & F INDUSTRIES INC	3525B	@NA
GRANT GEOPHYSICAL	3542B	@NA
DOANE PET CARE CO	3602B	@NA
ALLBRITTON COMMUN	3609B	@NA
CITICORP	3614B	@NA
EURAMAX INTERNATI(	3632B	@NA
AMERICAN COMMERC	3AACS	488.681
AMERALIA INC	3AALA	0.794
AMERICAN ASSET MG	3AAMC	0.047
AMERICAN AMMUNITI(	3AAMI	122.841
AMEDIA NETWORKS IN	3AANI	26.163
AAMPRO GROUP INC	3AAPOE	49.887
ALL AMERICAN SPORT	3AASP	0.955
ALL AMERN TERM TR	3AATTZ	@NA
ADVANCED BATTERY	3ABAT	0.011
AMBASE CORP	3ABCP	5.73
AB HOLDING GROUP I	3ABHG	2.146
AMERICAN BK NT HOL	3ABHH	9.396
AMERICAN BANKNOTE	3ABNTQ	0.727
AMBIENT CORP	3ABTG	119.45
A B WATLEY GROUP IN	3ABWG	1.077
ARCADIA RESOURCES	3ACDI	22.989
ACIES CORP	3ACIE	1.089

ARMSTRONG HOLDIN	3ACKHQ	76.776
AUSTIN CHALK OIL AN	3ACKO	0.227
ACNB CORP	3ACNB	0.307
ACCPAC INTERNATIO	3ACPC.1	@NA
ACR GROUP INC	3ACRG	2.387
ACCERIS COMMUNICA	3ACRS	1.118
ACTERNA CORP	3ACTRQ	@NA
ACCUPOLL HOLDING (	3ACUP	1.438
ACURA PHARMACEUT	3ACUR	6.705
ADB SYSTEMS INTL LT	3ADBYF	5.807
ADDISON-DAVIS DIAGI	3ADDI	0.107
ADEPT TECHNOLOGY	3ADEO	2.226
ADAMS GOLF INC	3ADGO	6.001
ADAL GROUP INC	3ADGR	0.005
AMERICAN MEDICAL T	3ADLI	2.807
ADM TRONICS UNLIMI	3ADMT	28.198
ADVANCED OPTICS EI	3ADOT	9,433.43
ADSERO CORP	3ADSO	0.022
ADVANCE DISPLAY TE	3ADTI	1.921
ALLIANCE DISTRIBUT	3ADTR	0.023
ADVANCED VIRAL RES	3ADVR	380.255
ARADYME CORP	3ADYE	2.011
AMERICAN EDUCATIO	3AEDU	1.505
AETHLON MEDICAL IN	3AEMD	0.454
ADVANCED ENGINE TI	3AENG	5.808
AMERICAN SKIING CO	3AESK	13.851
AESP INC	3AESPE	27.92
AMPEX CORP/DE -CL	3AEXCA	3.421
ASIA FIBER HOLDINGS	3AFBRE	0.001
AFFINITY TECHNOLOG	3AFFI	15.544
AFP IMAGING CORP	3AFPC	3.03
ARGAN INC	3AGAX	0.186
ANGELCITI ENTERTAI	3AGCI	0.923
AEGIS COMMUNICATI	3AGIS	181.474
ATMOSPHERIC GLOW	3AGWT	0.624
AMERICAN HOMEPATI	3AHOM	11.847
ADVANCED ID CORP	3AIDO	32.555
AIRTRAX INC	3AITX	3.211
AMERIKING INC	3AKGI	@NA
ALASKA PACIFIC BAN	3AKPB	0.138
ALLIN CORP	3ALLN	3.083
ALLIANCE PHARMACE	3ALLP	39.88
ALAMOGORDO FINAN	3ALMG	0.062
ALLERGY RESEARCH	3ALRG	5.198
ALR TECHNOLOGIES I	3ALRT	6.06
ALTEX INDUSTRIES IN	3ALTX	1.161
AMARILLO BIOSCIENC	3AMAR	4.947
AMBER RESOURCES (	3AMBE	@NA
APPLIED MEDICAL DE	3AMDI	17.103
AMB FINANCIAL CORP	3AMFC	0.179
AMERICAN HEALTHCH	3AMHI	19.599

AM-CH INC	3AMHN	0.841
AMERICAN HOSPITAL	3AMHR	5.483
AMERICAN INTERNATI	3AMIN	0.935
AMERICAN LEISURE H	3AMLH	1.634
AML COMMUNICATION	3AMLJ	2.251
AMPLIDYNE INC	3AMPD	1.959
AMERICAN PETROLEU	3AMPE	0.333
AMERIRESOURCE TEC	3AMRE	14.224
ARTEMIS INTL SOLUTI	3AMSI	0.859
AMERITYRE CORP	3AMTY	8.496
ANDREA ELECTRONIC	3ANDR	46.296
ADVANCED NUTRACE	3ANII	1.342
AMERICAN MUN TERM	3ANML.	@NA
ANNUITY AND LIFE RE	3ANNRF	37.614
ANTS SOFTWARE INC	3ANTS	8.196
AMERICAN NUCLEAR (	3ANUCE	@NA
AUSTRALIAN OIL & GA	3AOGC	9.002
AEOLUS PHARMACEU	3AOLS	1.067
APOLLO RESOURCES	3AOOR	0.501
ADVANCED OXYGEN T	3AOXY	5.017
AMERICANA PUBLISHI	3APBI	5.27
ACCUFACTS PRE-EMF	3APES	5.201
ASPENBIO INC	3APNB	0.575
ALPINE GROUP INC	3APNI	4.59
APPLIED NEUROSOLU	3APNS	12.325
APO HEALTH INC	3APOA	68.629
ALPHATRADE.COM	3APTD	10.361
APW LTD	3APWLQ	@NA
ASIA PAYMENT SYSTE	3APYM	@NA
AQUA DYNE INC	3AQDYE	1.866
APPLIANCE RECYCLIN	3ARCI	0.436
ARC WIRELESS SOLU	3ARCS	33.743
ARETE INDUSTRIES IN	3ARET	165.322
ALTERNATE ENERGY (	3ARGY	49.849
ARCHON CORP	3ARHN	0.754
ARI NETWORK SERVIC	3ARIS	2.938
AMERICAN SECURITY	3ARSC	0.258
ARTISTDIRECT INC	3ARTDE	0.865
AURORA GOLD CORP	3ARXG	1.711
ASB HOLDING CO	3ASBH	1.407
ANSCOTT INDUSTIRES	3ASCT	17.023
ASCENDANT SOLUTIO	3ASDS	2.339
ARTISOFT INC	3ASFT	1.052
AVINO SILVER&GOLD	3ASGMF	0.506
ASHLIN DEVELOPMEN	3ASHD	3.706
ATLANTIC SYNDICATI	3ASNI	1.74
ASPEN EXPLORATION	3ASPN	2.387
ASTRALIS LTD	3ASTR	12.443
ASSURE ENERGY INC	3ASURF	11.847
ANGLO SWISS RESOU	3ASWRF	0.881
AUSTRIA FUND INC	3ATAFZ	@NA

AMERICAN TECHNOLC	3ATEG	6.314
APPLIEDTHEORY COR	3ATHYQ	1.636
ATHEY PRODUCTS CC	3ATPCQ	@NA
ALL STATE PROPERTI	3ATPTZ	0.005
ATSI COMMUNICATIOI	3ATSX	0.305
AUSTRALIAN AG & PR	3AUAPE	0.086
AUSTRALIAN-CANADI/	3AUCAF	0.054
AURA SYSTEMS INC	3AURA	139.134
AUTOINFO INC	3AUTO	4.619
ADVOCAT INC	3AVCA	1.064
ADVANCED TECH INDI	3AVDIE	27.416
AVANI INTL GROUP IN	3AVIT	0.29
AVALON ENERGY COF	3AVLN	42.077
AVATECH SOLUTIONS	3AVSO	2.597
ACTIONVIEW INTERNA	3AVWI	19.413
AVAX TECHNOLOGIES	3AVXTE	28.094
ALPHA WIRELESS BRC	3AWBI	2,288.03
ACTIVEWORLDS CORI	3AWLD	0.803
ASIA PACIFIC WIRE&C	3AWRCF	2.909
ACCESS WORLDWIDE	3AWWC	2.028
AXIA GROUP INC	3AXAI	0.001
AMEXDRUG CORP	3AXRX	0.072
AXCESS INTERNATIOI	3AXSI	3.486
AXTIVE CORP	3AXTC	0.022
BLUEBOOK INTL HLDC	3BBKH	0.08
BBMF CORP	3BBMF	0.012
BODISEN BIOTECH IN	3BBOI	0.074
BROOKLYN CHEESEC	3BCAK	0.517
BIOCORAL INC	3BCRAE	0.023
BROADCAST INTERNA	3BCST	0.007
BRILLIANT DIGITAL EN	3BDEI	31.287
BRIDGE BANCORP INC	3BDGE	0.655
BROADLEAF CAP PAR	3BDLFE	54.411
BROADVIEW MEDIA IN	3BDVM	1.557
BERGSTROM CAPITAL	3BEMC	0.253
BESTNET COMMUNIC/	3BESC	10.116
AMERICAN WAGERINC	3BETM	6.243
BICO INC	3BIKOE	8,087.91
BIOPHAN TECHNOLOC	3BIPH	79.436
BANK KY FINANCIAL C	3BKYF	0.244
BIO-KEY INTERNATIOI	3BKYI	30.22
BIOLIFE SOLUTIONS II	3BLFS	2.75
BLUE INDUSTRIES INC	3BLII	0.341
BIO LOK INTL INC	3BLLI	0.519
BLUE RIDGE REAL ES	3BLRGZ	0.009
BLUESTAR HEALTH IN	3BLSH	1.084
BALSAM VENTURES II	3BLSVE	2.825
BENTLEY COMMERCE	3BLYC	613.315
BENCHMARK BANKSH	3BMBN	0.175
BURKE MILLS INC	3BMLS	0.137
BLACK MOUNTAIN CAI	3BMMUF	0.19

BIOMERICA INC	3BMRA	1.017
BINGO.COM LTD	3BNGOF	4.299
BNS HOLDING CO	3BNSIA	2.428
BRAZIL FAST FOOD C(	3BOBS	0.553
BPK RESOURCES INC	3BPKRE	36.811
BPP LIQUIDATING TRU	3BPPNZ	5.097
BRANDPARTNERS GR	3BPTR	12.093
BOSTON RESTAURAN	3BRAI	0.478
BEARD CO	3BRCO	0.288
BRESLER & REINER IN	3BRER	0.175
BLUE RIDGE ENERGY	3BREY	0.22
BRAINTECH INC	3BRHI	6.526
BLACKROCK STRATE(	3BROKZ	@NA
BALLISTIC RECOVERY	3BRSI	2.035
BRAVO FOODS INTL C	3BRVO	25.11
BRONX VENTURES IN(	3BRXVF	0.036
BSD MEDICAL CORP/D	3BSDM	3.946
BSD SOFTWARE INC	3BSDS	3.361
BOSS HOLDINGS INC	3BSHI	0.249
BASIC EARTH SCIENC	3BSIC	3.103
BSI2000 INC	3BSIO	47.088
BIOMETRICS 2000 COI	3BTOOE	5.041
BRIGHTSTAR INFO TE	3BTSR	7.03
BUDGETHOTELS NETV	3BUDH	21.103
U S MICROBICS INC	3BUGS	175.83
BUTLER NATIONAL CC	3BUKS	6.784
BVR SYSTEMS LTD	3BVRSF	1.222
BREAKWATER RESOU	3BWLRF	28.908
BOWLIN TRAVEL CEN	3BWTL	0.148
BAYLAKE CORP	3BYLK	0.512
BAY RESOURCES LTD	3BYRE	0.021
BIOFIELD CORP	3BZETE	1.612
CAREADVANTAGE INC	3CADV	4.776
CARIBBEAN AMERN H	3CAHR	0.323
CALI HOLDINGS INC	3CALI	0.047
CAMBRIDGE HEART IN	3CAMH	21.223
CAS MEDICAL SYSTEN	3CAMY	3.066
CAPRIUS INC	3CAPS	0.084
PUBLICARD INC	3CARD	29.391
CRESTED CORP	3CBAG	3.71
CAPITAL BEVERAGE C	3CBEV	0.611
CAMBEX CORP	3CBEX	1.479
CAMPBELL RESOURCI	3CBLRF	11.317
CAL-BAY INTERNATIOI	3CBYI	27.487
CLEARLY CDN BEVER	3CCBEF	0.119
CHAI NA TA CORP	3CCCFF	0.527
CRYO-CELL INTERNAT	3CCEL	8.347
CCI GROUP INC	3CCIG	0.03
COLONIAL COMMERCI	3CCOM	0.107
COMDISCO HOLDING (	3CDCO	1.977
CAMBRIDGE HOLDING	3CDGD	0.004

CORONADO INDUSTRI	3CDIK	108.631
CADENCE RESOURCE	3CDNR	2.237
CDSI HOLDINGS INC	3CDSI	0.485
CLEAN DIESEL TECHN	3CDTI	0.469
CADIZ INC	3CDZI	3.881
CNTV ENTERTAINMEN	3CEGPE	0.199
CONSOLIDATED ENER	3CEIW	4.26
CHEMBIO DIAGNOSTIC	3CEMI	0.06
CENTRAL MINERA COI	3CENMF	0.397
CERBCO INC -CL A	3CERB	0.366
CELERITY SYSTEMS IN	3CESY	5,065.19
CARDIOGENESIS COR	3CGCP	80.042
CAPITAL GOLD CORP	3CGLD	14.355
COLLEGE PARTNERSH	3CGPA	7.129
CORAL GOLD RESOUR	3CGREF	3.224
CAPCO ENERGY INC	3CGYNE	14.497
COTELLIGENT INC	3CGZT	15.166
CHAPARRAL RESOUR	3CHAR	1.557
CHAUS (BERNARD) IN	3CHBD	2.109
CROGHAN BANCSHAR	3CHBH	0.12
COMPREHENSIVE CAP	3CHCR	3.424
CHEFS INTERNATION/	3CHEF	0.301
CHINA FOOD & BEVER	3CHIF	1.161
CHINA MOBILITY SOLU	3CHMS	7.601
CHINA PRINTING INC	3CHPIE	23.963
CHINAWE.COM INC	3CHWE	2.788
COMMUN INTELLIGEN	3CICI	95.621
CHART INDUSTRIES IN	3CIDI	7.467
CIPHER HOLDINGS CO	3CIHR	0.959
COLOR IMAGING INC	3CIMG	3.101
CIMNET INC	3CIMK	1.171
CIRTRAN CORP	3CIRT	488.715
CT HOLDINGS INC	3CITN	11.461
CROWN JEWEL RESOI	3CJRSE	4.647
CLICKABLE ENTERPRI	3CKEI	0.002
CKF BANCORP INC	3CKFB	0.404
CLAIMSNET.COM INC	3CLAI	5.153
CLARION TECHNOLOG	3CLAR	6.691
CALBATECH INC	3CLBEE	3.923
CORTLAND BANCORP	3CLDB	0.201
COLLEGIS INC-REDH	3CLGS	@NA
CLICKNSETTLE.COM II	3CLIK	3.194
CALL NOW INC	3CLNWE	1.123
CLOVER LEAF FINANC	3CLOV	0.115
CELLPOINT INC	3CLPTQ	6.004
CELERITY GROUP INC	3CLRT	@NA
CLANCY SYSTEMS INT	3CLSI	103.597
CELTRON INTERNATIC	3CLTRE	13.818
COMDIAL CORP	3CMDZ	0.372
CYBER MERCHANTS E	3CMEE	0.208
CAMELOT ENTERTAIN	3CMEG	0.416

CINTECH SOLUTIONS	3CMGFF	@NA
COMPREHENSIVE HLT	3CMHS	0.233
COMMAND SECURITY	3CMMD	2.434
CONSOLIDATED MED	3CMMI	8.818
COMMUNICATE.COM I	3CMNN	4.456
COMMERCIAL BANCSI	3CMOH	0.054
COMPUMED INC	3CMPD	12.182
CAMINOSOFT CORP	3CMSF	0.693
COMTEX NEWS NETW	3CMTX	2.116
CIMETRIX INC	3CMXX	4.595
CNB BANCORP INC/NY	3CNBI	0.275
CONECTISYS CORP	3CNES	648.041
CENTREX INC	3CNEXE	251.849
CALL-NET ENTERPRIS	3CNEZF	2.342
CORNING NATURAL G	3CNIG	0.061
CVF TECHNOLOGIES (	3CNVT	8.929
COASTAL CARIBBEAN	3COCBE	15.649
COMPUTERIZED THEF	3COIB	367.164
CONIAGAS RESOURCI	3COIGE	@NA
COLE COMPUTER COI	3COLV	0.669
CONVERGENT COMMI	3CONV	@NA
CORGENIX MEDICAL (	3CONX	1.953
COPYTELE INC	3COPY	56.074
CORDIA CORP	3CORG	1.273
COVAD COMMUNICAT	3COVD	731.962
COVER-ALL TECHNOL	3COVR	3.788
CANAL CAPITAL CORI	3COWP	0.599
CPC OF AMERICA INC	3CPCF	2.689
CAMERA PLATFORMS	3CPFR	0.164
CHINA PHARMACEUTI	3CPICF	0.022
CHAMPIONLYTE HOLD	3CPLY	62.263
CENTURY PARK PICTU	3CPPC	@NA
COMPUPRINT INC	3CPPT	@NA
CAPSOURCE FINANCI	3CPSO	@NA
CERAMICS PROCESS	3CPSX	0.79
COMPOSITE TECHNOI	3CPTCQ	70.139
CROWN RESOURCES	3CRCE	14.197
CANARC RESOURCE (	3CRCUF	21.861
CHAMPION PARTS INC	3CREB	0.968
CRAGAR INDUSTRIES	3CRGR	0.31
CORAM HEALTHCARE	3CRHEQ	8.236
CELL ROBOTICS INTL	3CRIIE	12.353
CIRCUIT RESEARCH L	3CRLIE	0.303
CIRILIUM HOLDINGS IN	3CRLU	0.005
CREDITRISKMONITOR	3CRMZ	0.119
CROWN PACIFIC PART	3CRPP	42.022
CURRENT TECHNOLO	3CRTCF	14.123
CERTRON CORP	3CRTN	0.227
CORVU CORP	3CRVU	3.809
CROWN CRAFTS INC	3CRWS	3.81
COOLSAVINGS INC	3CSAV	2.957

CHINA ENTERPRISES	3CSHEF	1.808
CERTIFIED SERVICES	3CSRVE	5.43
CHISTE CORP	3CSTC	0.016
CLEARSTORY SYSTEM	3CSYS	2.954
CTD HOLDINGS INC	3CTDH	1.986
CHINA TECHNOLOGY	3CTGLF	84.663
CTI GROUP HOLDINGS	3CTIG	0.91
CATTLESALE COMPAN	3CTLE	4.292
CALTON INC	3CTON	3.787
CREATOR CAPITAL LT	3CTORF	4.066
CELLULAR TECHNICAI	3CTSC	1.534
CHINA NETTV HOLDIN	3CTVH	37.692
CITYVIEW CORP LTD	3CTVWF	8.213
CUSAC GOLD MINES L	3CUSIF	39.964
CROWN VANTAGE INC	3CVANQ	@NA
CARDIOVASCULAR BI	3CVBT	@NA
CANALASKA VENTURE	3CVVLF	1.435
CHARTWELL INTL INC	3CWII	1.314
COMMODORE APPLIEI	3CXII	243.965
CYBER DIGITAL INC	3CYBD	4.952
CYBERCARE INC	3CYBR	39.328
CYBERTEL CAPITAL C	3CYBTE	2.804
CYBER DEFENSE SYS	3CYDF	0.211
CYGNE DESIGNS INC	3CYDS	1.814
CYGNUS INC	3CYGN	67.247
CYTOMEDIX INC	3CYME	5.452
CYTATION CORP	3CYON	0.008
CENTURY PACIFIC FIN	3CYPC	0.116
CHYRON CORP	3CYRO	14.572
CAPE SYSTEMS GROU	3CYSG	22.592
CITIZENS BANCSHARE	3CZBS	0.216
CITIZENS FIRST CORP	3CZFC	0.086
CITIZENS FINANCIAL S	3CZFS	0.163
DAC TECHNOLOGIES	3DAAT	2.368
DAOU SYSTEMS INC	3DAOU	20.126
DAVEL COMMUNICATI	3DAVLE	8.483
DCB FINANCIAL CORP	3DCBF	0.454
DISTINCTIVE DEVICES	3DDVSE	1.793
DARK DYNAMITE INC	3DDYIE	0.013
INTERDENT INC	3DENTQ	@NA
DEWEY ELECTRONICS	3DEWY	0.165
DIVERSIFIED FINANCI	3DFLR	0
DEFENSE INDUSTRIES	3DFNS	6.889
DIGITAL IMAGING RES	3DGIR	0.005
DYNA GROUP INTERN	3DGIX	0.455
DIGITAL LIGHTHOUSE	3DGLHQ	0.168
DIAMONDHEAD CASIN	3DHCC	7.747
DIAMANT ART CORP	3DIAAF	1.004
DIAPULSE CORP OF A	3DIAC	0.301
DICE INC	3DICEQ	4.294
DIGITAL FUSION INC	3DIGF	0.954

DIMECO INC	3DIMC	0.107
DIRECT INSITE CORP	3DIRI	0.999
DALE JARRETT RACIN	3DJRT	3.203
TRUMP HOTEL&CASIN	3DJTCQ	15.017
DRUCKER INC	3DKINE	23.296
DATREK MILLER INTL	3DKMI	0.003
DATALEX PLC -ADR	3DLEX	@NA
DIGITAL LIFESTYLES (	3DLFGE	2.859
DIALOG GROUP	3DLGG	3.638
DATALOGIC INTERNAT	3DLGI	104.579
DECISIONLINK INC	3DLNKQ	9.533
DALECO RESOURCES	3DLOV	27.718
DELTA WOODSIDE INI	3DLWI	1.205
DAIRY MART CONV ST	3DMCSQ	0.118
DIAMOND ENTERTAIN	3DMEC	104.413
DIAMETRICS MEDICAL	3DMED	25.888
DIAMOND I INC	3DMOI	10.369
DNAPRINT GENOMICS	3DNAP	1,119.40
DNB FINANCIAL CORP	3DNBF	0.278
MIDDLETON DOLL CO	3DOLL	1.561
DOTRONIX INC	3DOTX	3.573
DIVERSIFIED PROD IN	3DPRI	4.36
DEFAULT PROOF CRE	3DPRS	0.198
DIAMOND POWERSPO	3DPWS	2.52
DALRADA FINANCIAL (	3DRDF	477.443
DIRECT RESPONSE FI	3DRFL	22.87
DREAMS INC	3DRMS	1.123
DRAGON PHARMACEU	3DRUG	10.577
DERMA SCIENCES INC	3DSCI	2.602
DESTINY MEDIA TECH	3DSNY	18.678
DATA SYSTEMS & SOF	3DSSI	4.241
DIATECT INTERNATIOI	3DTCT	21.82
DIAL THRU INTERNATI	3DTIX	4.659
DURAVEST INC	3DUVT	3.481
DVL INC	3DVLN	3.098
DIVERSINET CORP	3DVNTF	10.267
DIMENSIONAL VISION	3DVSO	0.58
DIVERSIFIED THERMA	3DVTS	1.131
DWANGO NORTH AME	3DWGN	0.102
DATAWAVE SYSTEMS	3DWVS	1.582
DYADIC INTL INC	3DYAD	@NA
DYNAMOTIVE ENERGY	3DYMTF	27.586
DYNASIL CORP OF AM	3DYSL	0.153
DYNTEK INC	3DYTK	35.056
DYNATEM INC	3DYTM	0.142
EAUTOCLAIMS INC	3EACC	8.659
EACO CORP	3EACO	0.431
EBIZ ENTERPRISES IN	3EBIZQ	@NA
EARTHBLOCK TECHN	3EBLC	15.643
ECHO RESOURCES IN	3ECHR	0.358
EDAC TECHNOLOGIES	3EDAC	0.746

EDGETECH SERVICES	3EDGH	126.88
E DIGITAL CORP	3EDIG	114.537
ENDEAVOR PHARMAC	3EDVR	@NA
ENERGY & ENGINE TE	3EENT	14.712
ENTECH ENVIRONMEN	3EEVT	@NA
EARTHFIRST TECHNO	3EFTI	35.05
EGAMES INC	3EGAM	5.258
EGAIN COMMUNICATI	3EGAN	3.999
ELGRANDE.COM INC	3EGDE	8.254
ELEMENT 21 GOLF CO	3EGLF	66.276
ELECTRONIC GAME C	3EGMI	0.054
ENTERTAINMENT IS U	3EIUS	0.171
ELECTRONIC CONTRC	3EKCS	1.609
ELCOM INTERNATION	3ELCO	13.1
ELDORADO ARTESIAN	3ELDO	0.015
ELEC COMMUNICATIO	3ELEC	7.119
ELECTRIC & GAS TECI	3ELGT	1.109
ELECTRONIC SYSTEM	3ELST	1.176
EMBRYO DEVELOPME	3EMBR	2.149
MEDCOM USA INC	3EMED	6.901
EMERGENCY FILTRAT	3EMFP	25.935
EMERGENT GROUP IN	3EMGP	0.009
EMRISE CORP	3EMRI	19.555
ENDO NETWORKS INC	3ENDD	0.074
ENDEVCO INC	3ENDE	91.332
ENER1 INC	3ENEI	8.89
ENTRUST FINANCIAL S	3ENFN	1.287
ENHERENT CORP	3ENHT	2.889
ENSURGE INC	3ENSGE	25.687
ENUCLEUS INC	3ENUI	16.991
ENOVA SYSTEMS INC	3ENVA	77.26
ENVIROKARE TECH IN	3ENVK	3.679
ENERGY EXPL TECHN	3ENXTF	12.119
EAPI ENTERTAINMENT	3EPEI	0.893
EPOCH HOLDING COR	3EPHC	3.533
EPOLIN INC	3EPLN	1.589
EPHRATA NATIONAL E	3EPNB	0.217
EMPS CORP	3EPSC	0.294
EPIXTAR CORP	3EPXR	7.03
EMPYREAN HOLDINGS	3EPYH	11.724
ERGO SCIENCE CORP	3ERGO	2.234
ERHC ENERGY INC	3ERHE	202.287
ERIE FAMILY LIFE INS	3ERIF	0.194
EROOMSYSTEM TECH	3ERMS	5.089
HUMAN PHEROMONE	3EROX	1.119
EARTHSHELL CORP	3ERTH	34.856
ENTRADA NETWORKS	3ESAN	19.688
E SIM LTD	3ESIMF	4.516
E SPIRE COMMUNICAT	3ESPIQ	4.276
ESG RE LTD	3ESREF	2.196
EMTEC INC	3ETEC	1.45

ELEPHANT TALK COM	3ETLK	4.818
ENTROPIN INC	3ETOP	7.236
EUROTECH LTD	3EUOT	14.007
EUPA INTERNATIONAL	3EUPA	2.366
ELVA INTERNATIONAL	3EVAI	0.015
ENVIRONMENTAL MOI	3EVMT	0.244
ENDOVASC INC	3EVSC	57.677
EVANS SYSTEMS INC	3EVSI	3.72
ELBIT VISION SYSTEM	3EVSNF	4.944
ENVIRO VORAXIAL TE	3EVTN	2.979
EARTHWORKS ENTER	3EWKE	40.043
EXABYTE CORP	3EXBT	71.758
EXCALIBUR INDUSTRI	3EXCB	6.291
EXEGENICS INC	3EXEG	21.137
EZENIA INC	3EZEN	34.092
DYNABAZAAR INC	3FAIM	41.794
FIRST AMERN SCIENT	3FASC	53.896
FIREARMS TRAINING S	3FATS	14.464
FIRST BANKING CENT	3FBCI	0.004
FIRSTBINGO.COM	3FBGO	4.693
FIRST BANK OF DELAV	3FBOD	@NA
FIRST CAROLINA INVE	3FCAR	0.056
FRANCHISE CAPITAL (	3FCCN	0.756
FIRST CHESTER CNTY	3FCEC	1.252
1ST CENTENNIAL BAN	3FCEN	0.215
FCCC INC	3FCIC	0.324
FONECASH INC	3FCSHE	0.017
FEDERAL-MOGUL COF	3FDMLQ	174.679
FORTUNE DIVERSIFIE	3FDVI	2.511
FRIENDLYWAY CORP	3FDWY	2.037
FAR EAST ENERGY C(	3FEEC	24.139
FORTUNE ENTERTAIN	3FEMT	0.371
FLORIDA GAMING COF	3FGMG	0.32
FEMALE HEALTH CO	3FHCO	4.545
FULL HOUSE RESORT	3FHRI	2.283
FIRST INVEST FINL SV	3FIFS	0.315
FINDEX.COM INC	3FIND	2.35
FIRST KEYSTONE COF	3FKYS	0.365
FULLCIRCLE REGISTR	3FLCR	96.246
FTS GROUP INC	3FLIP	16.366
FELLOWS ENERGY LT	3FLWE	11.624
FLEXPOINT SENSOR S	3FLXT	0.526
FARMERS & MERCHAI	3FMCB	0.002
FIRST MONTAUK FINL	3FMFK	1.224
FIBERMARK INC	3FMKIQ	6.473
FAMILY ROOM ENTMT	3FMLY	58.718
FARMERS NATL BANC	3FMNB	1.077
FIRST NATL CMNTY B/	3FNCB	0.259
FONIX CORP	3FNIX	349.267
FIRST NORTHN CMNT	3FNRN	0.335
4NET SOFTWARE INC	3FNSI	0.553

FARNSWORTH BANCC	3FNSW	0.033
1ST NET TECHNOLOG	3FNTT	2.39
FINOVA GROUP INC	3FNVG	78.034
PHOTOWORKS INC	3FOTO	25.256
FOURTHSTAGE TECHI	3FOURQ	@NA
FIELDPOINT PETROLE	3FPPC	3.052
FRANKLIN FINL SVCS	3FRAF	0.348
FIRST ROBINSON FINL	3FRFC	0.08
FRAGRANCENET.COM	3FRGN	1.296
FRMO CORP	3FRMO	0.163
FIRST AVE NETWORK	3FRNS	3.091
FORUM ENERGY COR	3FRUEF	7.742
FIVE STAR PRODUCTS	3FSPX	2.41
FREESTAR TECHNOL	3FSRT	54.734
FIRST SOUTHN BANC	3FSTH	0.057
FIND/SVP INC	3FSVP	1.808
FULTON BANCSHARE	3FULB	0.05
FISCHER WATT GOLD	3FWGO	32.685
FOSTER WHEELER LT	3FWHLF	3.771
GEORGIA BANCSHAR	3GABA	0.31
GLOBAL ENTMT HLDG	3GAMM	0.484
GLOBAL AXCESS COR	3GAXC	1.468
GLOBAL CASINOS INC	3GBCS	0.104
GRUBB & ELLIS CO	3GBEL	1.056
GEORGIA BANK FINAN	3GBFP	0.106
GLOBAL MATERIALS &	3GBMSE	9.344
GLOBETRAC INC	3GBTR	43.972
GRANITE BROADCAST	3GBTVK	6.552
GARDENBURGER INC	3GBUR	8.424
GUARDIAN TECHNLGS	3GDTIE	4.039
GLOBAL DIVERSIFIED	3GDVI	39.147
GEORGIA CAROLINA E	3GECR	0.453
INTERNET AMERICA IN	3GEEK	9.274
GL ENERGY & EXPLOR	3GEEX	18.186
GENESEE CORP -CL E	3GENBB	0.655
GLOBAL ENERGY GRC	3GENGE	8.519
GIFT LIQUIDATORS IN	3GFTL	@NA
GOLDEN GOOSE RES	3GGOSF	0.103
GENERAL KINETICS IN	3GKIN	2.601
GLOBALNET CORP	3GLBTE	2,640.48
GLASSMASTER CO	3GLMA	0.124
GLOBAL MED TECHNC	3GLOB	2.787
GREAT LAKES AVIATI	3GLUX	0.682
GREEN MOUNTAIN CA	3GMCI	0.645
GAMING & ENTERTNM	3GMEI	0.859
GOLDTECH MINING C	3GMNC	0.102
GIANT MOTORSPORTS	3GMOS	0.003
GIVEMEPOWER CORP	3GMPW	24.425
GLOBAL MATRECHS IN	3GMTHE	9.825
GENEMAX CORP	3GMXX	17.61
GAINSCO INC	3GNAC	9.176

GROEN BROS AVIATIC	3GNBA	8.928
GENCOR INDUSTRIES	3GNCI	1.714
GENERAL DEVICES IN	3GNDV	0.073
GATEWAY ENERGY C(	3GNRGE	2.886
GENSYM CORP	3GNSM	1.918
GENER8XION ENTERT	3GNXE	0.058
GRAPHON CORP	3GOJO	10.979
GEOKINETICS INC	3GOKN	0.015
GOHEALTH M D INC	3GOMDE	2.018
GEO PETROLEUM INC	3GOPLE	3.682
GULFPORT ENERGY C	3GPOR	0.446
GOLDEN PATRIOT COI	3GPTC	8.741
GOLDEN PHOENIX MIN	3GPXM	121.013
GREENLAND CORP	3GRLC	41.307
ROADHOUSE GRILL IN	3GRLL	0.267
BOYSTOYS.COM INC	3GRLZ	1.711
GREM USA	3GRMU	18.963
GLOBAL RESOURCE C	3GRSU	0.618
NAIC GROWTH FUND I	3GRTH	0.057
GARUDA CAPITAL COI	3GRUA	0.228
GREENS WORLDWIDE	3GRWW	0.053
GELSTAT CORP	3GSAC	2.19
GLOBALSCAPE INC	3GSCP	0.835
GOLD STANDARD INC	3GSDD	4.188
GOLDEN SPIRIT MININ	3GSML	276.495
GST TELECOMM INC	3GSTXQ	@NA
GSV INC	3GSVI	0.417
GTC TELECOM CORP	3GTCC	4.088
GTDATA CORP	3GTDN	0.02
GREAT AMERICAN BAI	3GTPS	0.334
GALTECH SEMICONDU	3GTSME	6.313
GLOBETECH VENTURI	3GTVCF	16.705
GULFWEST ENERGY II	3GULF	1.021
GVI SECURITIES SOLL	3GVIS	0.005
GABRIEL TECHNOLOG	3GWLK	0.035
GALEY & LORD INC	3GYLDQ	1.594
HERITAGE BANKSHAR	3HBKSE	0.177
HOUSE OF BRUSSELS	3HBSL	13.033
HOMETOWN AUTO RE	3HCAR	1.819
HUNTCO INC -CL A	3HCOIQ	0.185
HYPERTENSION DIAGI	3HDII	11.53
HEARTLAND TECHNOI	3HDTC	0.008
HEMACARE CORP	3HEMA	3.088
HEALTH SCIENCES GI	3HESG	6.295
HEALTH EXPRESS US/	3HEXS	8.987
HEALTH FITNESS COR	3HFIT	8.373
HEALTHGATE DATA C(	3HGAT	0.862
HEALTH GRADES INC	3HGRD	4.497
HIA INC	3HIAI	0.364
HICKOK INC -CL A	3HICKA	0.068
HIENERGY TECHNOLC	3HIET	75.996

HEALTHSOUTH CORP	3HLSH	544.437
HEMAGEN DIAGNOSTI	3HMGN	2.772
HOMEFED CORP	3HOFD	1.04
HEARTLAND OIL & GA	3HOGC	51.286
HEALTH OUTCOMES M	3HOMI	1.894
HOLOBEAM INC	3HOOB	0.009
HALLADOR PETE CO	3HPCO	0.036
HPL TECHNOLOGIES I	3HPLA	5.891
HARBOR GLOBAL CO I	3HRBGF	0.842
HARBIN ELECTRIC INC	3HRBN	@NA
HARTCOURT COMPAN	3HRCT	143.767
HEARTLAND BANCSH/	3HRTB	0.431
HIGH SPEED ACCESS	3HSAC	47.46
NORTHERN HEMISPHE	3HSDME	0.064
HOSTING SITE NETWC	3HSNI	@NA
HYDRON TECHNOLOG	3HTEC	1.699
HYTEK MICROSYSTEM	3HTEK	1.757
HUDSON VALLEY HLD	3HUVL	0.038
HELIX BIOMEDIX INC	3HXBM	1.935
HERITAGE EXPLORAT	3HXLXF	@NA
HYDROMER INC	3HYDI	0.281
HYBRID FUEL SYSTEM	3HYFS	0.442
HYPERFEED TECHNOI	3HYPR	1.321
HORIZON FINANCIAL S	3HZFS	0.119
IDEAL ACCENTS INC	3IACE	@NA
INFORMATION ANALYS	3IAIC	1.592
IAS COMMUNICATIONS	3IASCA	1.08
INTL AUTOMATED SYS	3IAUS	9.292
IBASIS INC	3IBAS	61.804
INTERNATIONAL BRIQ	3IBHVF	0.086
INTEGRATED BUSINES	3IBSS	4.766
INTERNATIONAL BARF	3IBTGF	5.726
INCENTRA SOLUTIONS	3ICEN	16.918
ICH CORP	3ICHP	0.243
INTERNATIONAL COMI	3ICTL	2.029
ICT TECHNOLOGIES IN	3ICTTE	0.35
NATIONAL DATACOMF	3IDCP	0.461
IDI GLOBAL INC	3IDIB	11.735
INDUSTRIAL MINERAL	3IDSM	8.389
INDIAN VILLAGE BANC	3IDVB	0.065
INTL DEVELOPMENT C	3IDVL	10.867
IEC ELECTRONICS CO	3IECE	14.374
IEH CORP	3IEHC	0.2
ICY SPLASH FOOD & E	3IFBV	3.098
INFOTECH USA INC	3IFTH	1.588
INTERNATIONAL FUEL	3IFUE	19.476
IGENE BIOTECHNOLO	3IGNEE	9.48
INTEGRATED HEALTH	3IHCH	0.009
INTEGRATED HEALTH	3IHSVE	4.423
INTERCELL INTL CORF	3IICPQ	3.992
INTERLEUKIN GENETI	3ILGNE	20.269

INMEDICA DEVELOPM	3IMDD	0.665
IMAGING DIAGNOSTIC	3IMDS	287.148
INTEGRITY MUTUAL FI	3IMFD	1.513
IMPSAT FIBER NETWC	3IMFN	5.284
INTERMOST CORP	3IMOT	13.087
IMPROVENET INC	3IMPV	1.003
INTL MICROCOMPUTE	3IMSI	5.783
IMAGIS TECHNOLOGIE	3IMTIF	4.829
INEI CORP	3INEY	2.471
INFRACOR INC	3INFCE	0.29
INFODATA SYSTEMS I	3INFD	2.663
INFINICALL CORP	3INFL	1.631
INTERNATIONAL ISOT	3INIS	4.192
INNOVATIVE SOFTWAI	3INIV	38.731
INTERNATIONAL MONI	3INLM	6.881
INVISA INC	3INSA	2.609
INTEGRAL VISION INC	3INVI	2.513
I/O MAGIC INC	3IOMGE	0.301
ION NETWORKS INC	3IONN	27.998
ION TRACK INC-REDH	3IONT	@NA
IPCS INC	3IPCX	@NA
IPEC HOLDINGS INC	3IPEC	0.743
INTERPLAY ENTERTAI	3IPLYE	48.106
INNOVA/PURE WATER	3IPUR	0.779
IR BIOSCIENCES HOLI	3IRBO	0.153
INTEREP NATL RADIO	3IREP	9.591
IRONSTONE GROUP I	3IRNS	0.038
ISAACS I C & CO INC	3ISAC	2.87
EMERGING VISION INC	3ISEE	15.68
1MAGE SOFTWARE IN	3ISOL	0.2
IDEA SPORTS ENTMT	3ISPO	60.717
ISECURETRAC CORP	3ISRE	23
INTL SMART SOURCIN	3ISSG	6.22
INTERNETSTUDIOS.C	3ISTOE	5.562
ITEC ATTRACTIONS IN	3ITAT	0.035
INTEGRATED DATA C	3ITDD	0.092
INTERDYNE CO	3ITDN	0.232
ITEC ENVIRONMENTAI	3ITEC	0.149
IMMEDIATEK INC	3ITEK	1.093
ITEX CORP	3ITEX	5.315
ITIS HOLDINGS INC	3ITHH	1.331
INTREPID HOLDINGS I	3ITPD	0.128
ITRONICS INC	3ITROE	101.242
INTL LOTTERY & TOTA	3ITSI	1.235
I2TELECOM INTERNAT	3ITUI	0.628
INNOVA HOLDINGS IN	3IVHG	331.641
INTEGRATED SECURI	3IZZI	6.079
IWI HOLDING LTD	3JEWLF	0.157
JOINTLAND DEVELOPI	3JLDV	0.028
JL HALSEY CORP	3JLHY	24.474
EAT AT JOES LTD	3JOES	7.879

JUPITER GLOBAL HOL	3JPHCE	0.598
JACOBSON RESONAN	3JRSEE	95.698
JUNIPER GROUP INC	3JUNI	4.654
JOYSTAR INC	3JYSR	2.93
KAIRE HOLDINGS INC	3KAIHE	5.084
CADUS CORPORATIOI	3KDUS	5.938
KESTREL ENERGY INC	3KEST	0.464
KENTUCKY INVESTOR	3KINV	0.023
KIK TECHNOLOGY INT	3KKTI	2.19
KAISER ALUMINUM CC	3KLUCQ	17.424
KAISER ALUMINUM & (	3KLUCQ1	@NA
KINGSLEY COACH INC	3KNGS	15.625
KRONOS ADVANCED T	3KNOS	48.313
KOLORFUSION INTL IN	3KOLR	3.756
KUPPER PARKER COM	3KPCG	1.341
KPNQWEST N V -ADR	3KQIPQ	@NA
KS BANCORP INC	3KSBI	0.111
KIRSHNER ENTMT & T	3KSRE	0.736
KSW INC	3KSWW	0.261
K2 DIGITAL INC	3KTWO	1.737
L A M PHARMACEUTIC	3LAMP	44.648
PLAINTREE SYSTEMS	3LANPF	1.674
LBP INC	3LBPZE	@NA
LESCARDEN INC	3LCAR	2.515
LACLEDE STEEL CO	3LCLDQ	@NA
LCNB CORP	3LCNB	0.135
LINCOLN INTERNATIO	3LCNIA	0
LINCORP HOLDINGS IN	3LCPH	0.003
LEAP WIRELESS INTL	3LEAP	96.511
LECTEC CORP	3LECT	2.125
LAW ENFORCEMENT A	3LENF	7.569
LEVCOR INTERNATION	3LEVC	1.144
LEXINGTON PRECISIO	3LEXP	0.231
LIFESTYLE INNOVATIC	3LFSI	1.105
LIFESTREAM TECHNO	3LFTC	357.137
LEGAL ACCESS TECHI	3LGAL	0.168
LION-GRI INTERNATIO	3LGIIE	3.911
LERNOUT & HAUSPIE	3LHSPQ	@NA
LION INC	3LINN	11.069
LITTLE SQUAW GOLD	3LITS	4.446
LINCOLN LOGS LTD	3LLOG	0.285
LASERLOCK TECHNOI	3LLTI	4.067
LIONORE MINING INTL	3LMGGF	@NA
LIMELIGHT MEDIA GR(	3LMMG	7.725
LINK ENERGY LLC	3LNKEE	2.791
LEE PHARMACEUTICA	3LPHM	0.227
LOCATEPLUS HOLDIN	3LPLHE	56.833
LEAP TECHNOLOGY IN	3LPTC	0.03
LONGPORT INC	3LPTI	3.664
LQ CORPORATION INC	3LQCI	14.729
LIFE SCIENCES RESE/	3LSRI	2.937

LIBERTY SELF-STOR II	3LSSI	0.762
LOUD TECHNOLOGIES	3LTEC	2.262
LITTLEFIELD CORP	3LTFD	1.76
LTV CORP	3LTVCQ	15.041
LEVEL 8 SYSTEMS INC	3LVEL	16.551
LEVON RESOURCES L	3LVNVE	0.244
LOYALTYPOINT INC	3LYLP	17.448
MAGNA-LAB INC -CL A	3MAGLA	9.765
MAGNUM D'OR RESOU	3MAGR	479.294
MAGNITUDE INFORMA	3MAGY	39.985
MAI SYSTEMS CORP	3MAIY	4.532
MAJOR AUTOMOTIVE	3MAJR	4.951
MAILKEY CORP	3MAKY	0
MAMMATECH CORP	3MAMM	0.399
MAUI GENERAL STORI	3MAUG	0.204
MAXICARE HEALTH PL	3MAXI	5.245
MAYNE GROUP LTD -/	3MAYNY	@NA
MICRO BIO MEDICAL V	3MBMWE	0.957
MOBILE REACH INTER	3MBRI	6.419
MBC HOLDING CO	3MBRWQ	0.075
MB SOFTWARE CORP	3MBSB	0.085
MILLENNIUM BIOTECH	3MBTG	6.516
MONTEREY BAY TECH	3MBYI	1.096
MOVING BYTES INC	3MBYTF	2.086
MONEY CENTERS OF	3MCAM	2.705
MONARCH CEMENT C	3MCEM	0.123
MICRO COMPONENT T	3MCTI	18.928
MEDICOR LTD	3MDCR	0.951
MEDICALCV INC	3MDCV	@NA
MED-EMERG INTERNA	3MDER	5.936
MED GEN INC	3MDGN	1.707
MEDICAL NUTRITION U	3MDNU	0.166
MEDISCIENCE TECHN	3MDSC	6.071
MEGADATA CORP	3MDTA	0.11
MDU COMMUNICATION	3MDTV	41.157
METALLURG INC	3MEAL	@NA
METROPOLITN MTG &	3MEMG	@NA
MEDIAWORX INC	3MEWXE	0.038
MFIC CORP	3MFIC	7.608
MONEYFLOW SYSTEM	3MFLW	0.465
MIGENIX INC	3MGIFF	@NA
MEGOLA INC	3MGOA	1.316
MANGOSOFT INC	3MGOF	0.207
MORTON INDUSTRIAL	3MGRP	0.195
MAGSTAR TECHNOLO	3MGST	0.669
MICROHELIX INC	3MHLX	1.102
MANHATTAN PHARMA	3MHTT	1.342
MANHATTAN SCIENTIF	3MHTX	62.795
MIAD SYSTEMS LTD	3MIADF	1.566
MICROFIELD GROUP I	3MICGE	1.503
MILASTAR CORP	3MILAA	0.188

MITEK SYSTEMS INC	3MITK	13.493
MK RESOURCES CO	3MKRR	2.895
MIKROS SYSTEMS CO	3MKRS	4.713
MARKET CENTRAL INC	3MKTE	1.049
MEDICAL DISCOVERIE	3MLSC	8.589
MEDICAL MAKEOVER	3MMAM	0.002
MERCHANTS & MFRS	3MMBI	0.301
MM COMPANIES INC	3MMCO	2.016
METALLINE MINING IN	3MMGG	1.24
MASS MEGAWATTS W	3MMGW	0.055
MADISON MINERALS II	3MMRSF	3.84
MICROMEM TECHNOL	3MMTIF	11.835
MULTI-MEDIA TUTRIAL	3MMTS	0.777
MEDICAL MEDIA TELE	3MMTV	@NA
MINNESOTA MUN TER	3MNML	@NA
MIRTRONICS INC	3MNTCE	@NA
MOONEY AEROSPACE	3MNYG	706.617
MODERN MEDICAL MC	3MODME	1.864
MICROPAC INDUSTRIE	3MPAD	0.228
MPM TECHNOLOGIES	3MPMLE	0.435
MIRACOR DIAGNOSTIC	3MRDG	9.049
MARINA CAPITAL INC	3MRNAE	0.02
MERA PHARMACEUTIC	3MRPI	34.029
MACREPORT NET INC	3MRPT	2.75
MIRAVANT MEDICAL T	3MRVT	16.596
MARX TOYS & ENTERT	3MRXTE	163.345
MAN SANG HOLDINGS	3MSHI	0.664
MEDICSIGHT INC	3MSHT	1.461
MEDSTRONG INTL CO	3MSRGE	1.145
MAIN STREET TRUST I	3MSTI	0.443
METRETEK TECHNOLC	3MTEK	4.618
MT ULTIMATE HEALTH	3MTHCE	0.155
MATERIAL TECHNOLO	3MTNA	0.113
METROMEDIA INTERN	3MTRME	68.426
METWOOD INC	3MTWD	0.049
MERRITT VENTURES (	3MVNT	@NA
MAVERICK MINERALS	3MVRME	1.05
MAXUS TECHNOLOGY	3MXUSE	0.702
MYMETICS CORP	3MYMX	5.904
GOLDEN EAGLE INTL I	3MYNG	138.731
NORTH AMER GAMINC	3NAGM	1.185
NATIONAL AUTO CREI	3NAKD	1.419
NATIONAL PROPERTIE	3NAPE	0.005
NAVTECH INC	3NAVH	0.249
NATUREWELL INC	3NAWL	24.593
NATIONAL BANCSHAR	3NBOH	0.163
NATIONWIDE CAPITAL	3NCCN	@NA
NEW CENTURY EQUIT	3NCEH	21.331
NEW CENTURY ENERC	3NCEY	0.212
NEW CENTURY COMP	3NCNC	3.545
NCT GROUP INC	3NCTI	452.777

NATIONAL ENERGY GI	3NEGI	5.466
NEOMEDIA TECHNOLC	3NEOM	1,180.63
NEOPROBE CORP	3NEOP	24.145
NESCO INDUSTRIES IN	3NESK	0.014
NESTOR INC	3NESO	1.091
NESS ENERGY INTL IN	3NESS	46.346
NOFIRE TECHNOLOGI	3NFTI	1.033
NEXT GENERATION M	3NGMC	16.803
NEOGENOMICS INC	3NGNM	1.069
NATURAL GAS SYSTEI	3NGSY	0.192
NIGHTHAWK SYSTEMS	3NIHK	9.348
NON INVASIVE MONITC	3NIMU	3.996
NATIONAL LAMPOON I	3NLPN	0.254
NEWMARKET TECHNC	3NMKT	258.115
NMXS.COM INC	3NMXS	42.849
NANOBAC PHARMACE	3NNBP	20.705
NANO-PROPRIETARY	3NNPP	130.72
NOCOPI TECHNOLOGI	3NNUP	16.699
NANOPIERCE TECHNC	3NPCT	52.669
NUTRA PHARMA CORI	3NPHC	34.019
NEPTUNE SOCIETY IN	3NPTI	0.501
NQL DRILLING TOOLS	3NQDRF	0.023
NORTHLAND CRANBE	3NRCNA	2.89
NATURADE INC	3NRDC	0.655
NORTHERN EMPIRE B	3NREB	1.838
NRG INC	3NRGD	@NA
NOBLE ROMANS INC	3NROM	2.623
NORSAT INTL INC	3NSATF	8.992
NATIONAL SCIENTIFIC	3NSCT	17.02
NS8 CORP	3NSEO	16.533
NUCLEAR SOLUTIONS	3NSOLE	18.281
INSPIRE INS SOLUTIOI	3NSPRQ	@NA
NESTLE SA -ADR	3NSRGY	24.551
NETWORK-1 SECURIT	3NSSI	14.547
NATIONAL STEEL COR	3NSTLQ	21.476
NOTIFY TECHNOLOGY	3NTFY	1.475
NT HOLDING CORP	3NTHH	0.927
NTELOS INC	3NTLOQ	@NA
NEUTRON ENTERPRIS	3NTRN	0.503
NEW ULM TELECOM IN	3NULM	0.157
NUWAVE TECHNOLOG	3NUWV	7.979
NOVA BIOGENETICS IN	3NVBG	2.314
NAVIDEC INC	3NVDC	2.762
NEW VISUAL CORP	3NVEI	29.035
N-VIRO INTERNATION	3NVIC	1.837
NOVA NATURAL RESO	3NVNUE	0.673
NOVO NETWORKS INC	3NVNW	3.19
NEVADA STAR RESOU	3NVSRF	7.344
NEW WORLD BRANDS	3NWBD	9.673
NORTHWEST BIOTHEI	3NWBT	18.975
NEWMARK VENTURES	3NWMV	6.626

NORMEXSTEEL INC	3NXSIE	0.007
NEXUS TELOCATION S	3NXUSF	21.073
NEW YORK REGIONAL	3NYRRE	63.068
OAKRIDGE ENERGY IN	3OAKR	0.027
OBSIDIAN ENTERPRIS	3OBDE	0.204
OBN HOLDINGS INC-R	3OBNH	@NA
ORBITAL CORP LTD -A	3OBTLY	2.921
OCCAM NETWORKS IN	3OCCM	87.375
OCEANIC EXPLORATIC	3OCEX	0.967
O C G TECHNOLOGY I	3OCGT	6.4
ORBIT E-COMMERCE I	3OECI	12.182
OFFSHORE SYSTEMS	3OFSYF	0.456
OGLEBAY NORTON CO	3OGBY	8.342
ON THE GO HEALTHC/	3OGHC	1.478
OCCUPATIONAL HLTH	3OHRI	0.189
OPHTHALMIC IMAGINC	3OISI	1.543
ONE LINK 4 TRAVEL IN	3OLKT	3.76
ONLINE PROCESSING	3OLPC	0.111
OLYMPIC CASCADE FI	3OLYD	0.83
OMEGA VENTURES GI	3OMGV	23.313
ORTHOMETRIX INC	3OMRX	0.439
ONECAP	3ONEA	0.06
ONEIDA LTD	3ONEI	33.661
ONE VOICE TECHNOL	3ONEV	367.787
ONSPAN NETWORKIN	3ONSP	0.326
OURPETS CO	3OPCO	0.732
OPTI INC	3OPTI	6.517
OPTICAL SENSORS IN	3OPTL	0.637
OPTIO SOFTWARE INC	3OPTO	6.5
ORBIT/FR INC	3ORFR	1.215
ORGANOGENESIS INC	3ORGG	5.265
ORRSTOWN FINANCIA	3ORRF	0.064
ORTEC INTERNATION/	3ORTN	2.472
ORYX TECHNOLOGY C	3ORYX	0.476
OSE USA INC	3OSEE	3.894
ORTHODONTIX INC	3OTIX	0.03
OMNI USA INC	3OUSA	0.275
OWENS CORNING	3OWENQ	266.391
OCEAN WEST HOLDIN	3OWHC	1.533
OXIS INTERNATIONAL	3OXIS	10.378
PRECISION AUTO CAR	3PACI	0.872
PARADISE INC	3PARF	0.04
PASW INC	3PASW	0.722
PATIENT INFOSYSTEM	3PATY	0.103
PAID INC	3PAYD	201.591
PACIFIC BIOMETRICS	3PBME	0.663
PLAY BY PLAY TOYS &	3PBYPQ	0.577
PRIMACOM AG -ADR	3PCAGY	@NA
PACE HEALTH MGMT S	3PCES	0.599
PACEL CORP	3PCLL	2.989
PAPERCLIP SOFTWAR	3PCLP	1.492

P-COM INC	3PCMC	5.113
PDG ENVIRONMENTAI	3PDGE	4.263
PRANDIUM INC	3PDIMQ	@NA
PERFECTDATA CORP	3PERF	2.1
PACIFICAP ENTMT HO	3PFEH	1.1
PERPETUAL FEDERAL	3PFOH	0.081
PINGCHUAN PHARMA(	3PGCN	0.492
PARAGON FINANCIAL	3PGNF	5.391
PALIGENT INC	3PGNT	9.464
PHARMANETICS INC	3PHAR	9.797
PHARMACEUTICAL FO	3PHFR	5.438
PHAGE GENOMICS IN(	3PHGG	0.062
PHONE 1GLOBALWIDE	3PHGW	6.891
PACER HEALTH CORP	3PHLH	63.28
PACIFICHEALTH LABO	3PHLI	3.96
PHOTONICS CORP	3PHOX	116.94
PHOTONICS PRODUC	3PHPG	0.197
PHASE III MEDICAL IN(	3PHSM	3.053
PHARSIGHT CORP	3PHST	6.132
PHC INC/MA -CL A	3PIHC	16.356
AVENUE ENTERTAINM	3PIXG	1.124
PARK CITY GROUP IN(	3PKCY	14.007
PEAK ENTERTAINMEN	3PKEHE	1.463
PACKETPORT.COM IN	3PKPT	2.029
PLANET TECHNOLOGI	3PLNT	0.022
PACE MEDICAL INC	3PMDLE	0.375
PRIMEDEX HEALTH S\	3PMDX	13.214
PARADIGM MEDICAL II	3PMED	81.558
PACIFIC MAGTRON IN	3PMIC	1.223
POLYMER GROUP INC	3POLGA	1.865
POLYMET MINING COI	3POMGF	2.736
POLAR MOLECULAR H	3POMHE	10.716
PROTECTION ONE IN(	3PONN	0.153
POP N GO INC	3POPN	44.165
POSITRON CORP	3POSC	51.386
PRESCIENT APPLIED I	3PPID	3.684
PROTEIN POLYMER TI	3PPTI	12.165
PRODUCTIVITY TECH	3PRAC	1.241
PROCYTE CORP	3PRCY	5.451
PREMIUM BRANDS IN(	3PREBF	0.003
PRESIDENT CASINOS	3PREZQ	0.566
PROGINET CORP	3PRGF	3.535
PROLOGIC MANAGEM	3PRLO	1.738
PRAIRIE PACIFIC ENEI	3PRPEF	0.001
PROFILE TECHNOLOG	3PRTK	0.282
PROTALEX INC	3PRTX	0.532
POWDER RIVER BASI	3PRVB	59.054
PROTOSOURCE CORI	3PSCO	1.173
PSINET INC	3PSIXQ	@NA
PRISM SOFTWARE CO	3PSOF	65.807
PRIMAL SOLUTIONS I	3PSOL	5.946

PETRIE STORES LIQUI	3PSTLS	0.145
PLASTIC SURGERY CC	3PSUG	0.019
PETROGEN CORP	3PTGC	5.148
PETROL INDUSTRIES I	3PTLD	0.109
PENTON MEDIA INC	3PTON	28.963
PETAQUILLA MINERAL	3PTQMF	2.639
PATRIOT SCIENTIFIC (	3PTSC	151.08
PTS INC	3PTSNE	0.24
ELEPHANT & CASTLE	3PUBSF	0.161
PICK UPS PLUS INC	3PUPS	46.938
PURCHASESOFT INC	3PURCE	0.289
PURE BIOSCIENCE	3PURE	9.878
PUBLIX SUPER MARKE	3PUSH	0.003
PVC CONTAINER COR	3PVCC	0.453
PROVECTUS PHARMA	3PVCT	2.685
PANAVISION INC	3PVIS	0.156
POWERCOLD CORP	3PWCL	7.958
POWER 3 MEDICAL PF	3PWRME	0.025
POWER TECHNOLOGY	3PWTC	26.661
PREMIER EXHIBITIONS	3PXHB	2.385
PRACTICEXPERT INC	3PXPT	1.057
PAYMENT DATA SYST	3PYDS	20.197
PYRAMID OIL CO	3PYOL	0.138
POLYMER SOLUTIONS	3PYSU	@NA
PORTA SYSTEMS COF	3PYTM	1.467
PHYTOMEDICAL TECH	3PYTO	6.938
QUEBECOR INC -CL B	3QBCRF	@NA
CUBIC ENERGY INC	3QBIK	0.236
QUICK-MED TECHNOL	3QMDT	8.667
QUALMARK CORP	3QMRK	0.443
QUEPASA CORP	3QPSA	0.389
QUEST RESOURCE CC	3QRCP	1.892
QORUS.COM INC	3QRUS	0.505
QUARTZ MOUNTAIN R	3QZMRE	0.011
REGENCY AFFILIATES	3RAFI	0.489
ROBOMATIX TECH LTI	3RBMXF	1.305
RECLAMATION CONSU	3RCAA	9.276
RECEIVABLE ACQUISI	3RCVA	0.115
REDDI BRAKE SUPPLY	3RDDI	0.014
RIDGEFIELD ACQUISIT	3RDGA	0.054
RADVA CORP	3RDVA	0.096
RADVIEW SOFTWARE	3RDVWF	60.074
RELM WIRELESS COR	3RELM	7.994
REPRO MEDSYSTEMS	3REPR	4.182
REPTRON ELECTRONI	3REPTQ	17.188
BARRY (R G) CORP	3RGBC	2.593
REGEN BIOLOGICS IN	3RGBI	6.423
RG AMERICA INC	3RGMIE	0.059
REGI U S INC	3RGUS	7.379
ROCHE HOLDINGS LTI	3RHHBY	21.024
ROBOCOM SYSTEMS I	3RIMS	1.593

RISK(GEORGE) INDS II	3RISKA	0.776
RAIKE FINANCIAL GRC	3RKFG	0.326
ROCKETINFO INC	3RKTI	1.722
RUBICON MEDICAL CC	3RMDC	25.643
ROOMLINX INC	3RMLXE	0.902
ROCKY MOUNTAIN MII	3RMMI	3.045
ROO GROUP INC	3ROOG	0.413
REPUBLIC GOLDFIELD	3RPGDF	@NA
RPM TECHNOLOGIES	3RPMM	1.135
RELIABLE POWER SYS	3RPSIE	@NA
RS GROUP OF COMPA	3RSGC	7.796
RUSH FINANCIAL TECI	3RSHF	4.027
RSI HOLDINGS INC	3RSII	0.189
RESERVE PETROLEUM	3RSRV	0.002
RUBY MINING CO	3RUBM	26.008
WHITNEY INFORMATIC	3RUSS	1.784
RAM VENTURE HOLDII	3RVHC	0.151
RAVEN MOON ENTERT	3RVNM	91.861
RIVAL TECHNOLOGIES	3RVTIF	6.726
RIDGEWOOD HOTELS	3RWHTE	0
REALITY WIRELESS NI	3RWLN	2.527
ROYAL STANDARD MII	3RYSMF	@NA
SAFETY COMPONENT	3SAFY	3.736
SALON MEDIA GROUP	3SALN	3.633
SAMSONITE CORP	3SAMC	3.839
SORL AUTO PARTS IN	3SAUP	0
STRATABASE	3SBASF	5.053
SONOMA VALLEY BAN	3SBNK	0.198
SIBONEY CORP	3SBON	3.325
STERLING CHEMICALS	3SCHI	@NA
SCHICK TECHNOLOGI	3SCHK	11.314
SCIENTIFIC INDUSTRII	3SCND	0.028
SCANNER TECHNOLO	3SCNI	0.84
SECURED DATA INC	3SCRE	0.262
SCORES HOLDING CO	3SCRH	13.367
SECURE TECHNOLOG	3SCTCE	7.836
SHELL CANADA LTD -	3SCUAF	@NA
SECURED DIGITAL AP	3SDGL	149.624
SEDONA CORP	3SDNA	27.639
SANDSTON CORP	3SDON	4.424
SE GLOBAL EQUITIES	3SEGB	3.36
SEITEL INC	3SELA	85.986
SENTEX SENSING TEC	3SENS	8.933
SERVICE BANCORP IN	3SERC	0.265
SUMMIT ENVIRONMEN	3SEVT	1.926
SAFE TECHNOLOGIES	3SFAD	416.625
SAFARI ASSOCIATES I	3SFAR	0.107
SANTA FE FINANCIAL	3SFEF	0.385
SINOFRESH HEALTHC	3SFSH	0.906
STRONGHOLD TECHN	3SGHT	2.02
SPECTRE GAMING INC	3SGMG	1.386

SANGUINE CORP	3SGNC	13.535
SHARP HOLDING COR	3SHAR	3.868
SHANNON INTERNATI	3SHIR	8.382
SHELLS SEAFOOD RE	3SHLL	1.022
SPECIALIZED HEALTH	3SHPI	3.089
SHOPSMITH INC	3SHPS	0.351
SCIENCE DYNAMICS C	3SIDY	21.674
SIRICOMM INC	3SIRC	2.384
SOUTHERN INVT SER	3SISV	@NA
SIXX HOLDINGS INC	3SIXX	0.014
ST JOHN KNITS INTL I	3SJKI	0.014
SAGEMARK COMPANI	3SKCO	0.118
SKINVISIBLE INC	3SKVI	14.511
SENTRY TECHNOLOG	3SKVY	52.339
SKYLYNX COMMUNIC	3SKYC	0.699
SKYTERRA COMMUNI	3SKYT	3.601
SCOTT'S LIQUID GOL	3SLGD	2.487
SILVERADO GOLD MI	3SLGLF	356.336
SCINTILORE EXPLOR	3SLPFF	@NA
SULPHCO INC	3SLPH	8.459
SILVERADO FINANCIA	3SLVO	7.025
STELLAR PHARMACE	3SLXCF	7.786
SMITH-MIDLAND COR	3SMID	3.69
SUMMUS INC	3SMMU	3.899
SYMPHONIX DEVICES	3SMPX	@NA
SIMTROL INC	3SMRL	0.332
SMARTIRE SYSTEMS I	3SMTR	403.771
SMARTVIDEO TECHN	3SMVD	8.789
SONUS COMM HLDGS	3SNHDE	0.045
SONORAN ENERGY IN	3SNRN	8.624
SENSE TECHNOLOGIE	3SNSG	2.118
SENETEK PLC -ADR	3SNTKY	32.845
SCAN OPTICS INC	3SOCR	3.178
SOLITRON DEVICES I	3SODI	0.213
SOFTECH INC	3SOFT	1.221
SOLOMON TECHNOL	3SOLM	@NA
SOLUTIA INC	3SOLUQ	361.875
SOUTHERN MICH BAN	3SOMC	0.312
SONEX RESEARCH IN	3SONXE	4.324
SONO-TEK CORP	3SOTK	3.305
AMERICAN SOIL TECH	3SOYL	2.348
SPATIALIZER AUDIO L	3SPAZ	41.559
SPORTSNUTS INC	3SPCI	2.46
SUPERCLICK INC	3SPCK	1.152
SPESCOM SOFTWARE	3SPCO	8.704
SUPERIOR GALLERIES	3SPGR	0
SPECTRUM ORGANIC	3SPOP	6.731
SPECTRX INC	3SPRX	1.933
SPECTRUM LABORAT	3SPTM	0.086
SPEEDCOM WIRELES	3SPWC	7.99
SIMTEK CORP	3SRAM	54.279

SUTTER HOLDINGS C(	3SRHI	0.01
SIERRA MONITOR COI	3SRMC	0.677
SOUTHERN BANC CO	3SRNN	0.267
SUNRISE REAL ESTAT	3SRRE	@NA
SAGIENT RESEARCH S	3SRYS	1.128
SMARTSERV ONLINE I	3SSRV	2.57
SILVER SCREEN STUI	3SSSU	434.165
SURE TRACE SECURI	3SSTYE	65.295
STERLING SUGARS IN	3SSUG	0.008
SECURED SERVICES I	3SSVC	0.632
STRATUS SERVICES C	3SSVG	4.415
STANDARD ENERGY C	3STDE	6.714
STRATFORD AMERICA	3STFA	0.384
STARTECH ENVIRONM	3STHK	4.082
STARINVEST GROUP I	3STIV	0.073
SHEP TECHNOLOGIES	3STLOF	57.042
ST LAWRENCE SEAWA	3STLS	0.081
SUTRON CORP	3STRN	0.317
SOFTNET TECHNOLO(	3STTC	105.773
SUN OIL & GAS CORP	3SUOG	0.2
SVENSKA CELLULOSA	3SVCBY	@NA
SILVERLEAF RESORTS	3SVLF	4.213
SEVEN SEAS PETROLI	3SVSSF	13.033
SERVICEWARE TECHN	3SVWN	0.571
STOCKGROUP INFORM	3SWEB	33.251
SOUTHWALL TECHNO	3SWTX	15.801
SKYWAY COMMUN HC	3SWYC	107.592
SYNTHETIC BLOOD IN	3SYBD	57.318
SYNDICATED FOOD SI	3SYFSE	0.004
SYMBOLLON PHARMA	3SYMBA	0.307
SYNTHEMED INC	3SYMD	3.958
TAG OIL LTD	3TAGOF	2.444
TARGET LOGISTICS IN	3TARG	0.719
TOUCHSTONE APPLIE	3TASA	1.022
TENDERCARE INTERN	3TCAR	0.702
TARPON COAST BANC	3TCBA	0.365
3CI COMPLETE COMPI	3TCCC	0.712
TECHNICAL COMMUNI	3TCCO	2.038
TECH LABORATORIES	3TCHL	7.02
TUCOWS INC	3TCOW	24.476
THERMODYNETICS IN	3TDYT	0.398
GOLF ROUNDS.COM IN	3TEEE	0.203
TEJAS INC	3TEJS	0.21
TELTRONICS INC	3TELT	2.2
TENFOLD CORP	3TENF	28.097
TRANS ENERGY INC	3TENG	0.996
TERAFORCE TECHNO	3TERA	50.405
TASTY FRIES INC	3TFRYE	59.71
TGFIN HOLDINGS INC	3TGFN	1.591
THOMAS GROUP INC	3TGIS	3.032
THEGLOBE.COM INC	3TGLO	84.977

HOCKEY CO	3THCX	0.002
THACKERAY CORP	3THKY	0.832
LEHMAN T H & CO INC	3THLM	0.028
THERMADYNE HOLDIN	3THMD	6.324
THINKPATH INC	3THTHF	-1,203.43
TIDELANDS OIL & GAS	3TIDE	106.258
TIDELANDS ROYALTY	3TIRTZ	0.298
TENET INFORMATION	3TISI	0.046
TITAN TECHNOLOGIES	3TITT	17.222
TIKCRO TECHNOLOGI	3TKCRF	31.381
TASKER CAPITAL COR	3TKER	16.793
TRESTLE HOLDINGS II	3TLHO	2.422
TELENETICS CORP	3TLNTE	18.633
TELEPLUS ENTERPRIS	3TLPE	3.163
TIME AMERICA INC	3TMAM	2.254
TIMCO AVIATION SER	3TMAS	6.221
TRIMEDYNE INC	3TMED	10.285
THERMOENERGY COF	3TMEN	2.033
TIMELINE INC	3TMLN	0.598
TRIMOL GROUP INC	3TMOL	1.053
TMS INC	3TMSS	1.568
TUNEX INTERNATION	3TNEX	0.03
TECHNOPRISES LTD	3TNOLF	56.643
TNR TECHNICAL INC	3TNRK	0.025
TRANSBOTICS CORP	3TNSB	0.454
TENGTU INTL CORP	3TNTU	29.065
TOWER BANCORP INC	3TOBC	0.112
TRANS ORIENT PETRO	3TOPLF	2.308
TORPEDO SPORTS US	3TPDO	2.411
TEMPORARY FINANCI	3TPFS	0.08
TOWER PROPERTIES	3TPOP	0.018
TRACKPOWER INC	3TPWR	46.512
TRADEQUEST INTERN	3TQSTE	0.013
TURBODYNE TECHNO	3TRBDE	68.466
TRIDEX CORP	3TRDXQ	@NA
TORRENT ENERGY CO	3TREN	0.275
TRICO MARINE SERVI	3TRMA	67.562
TRANSNET CORP	3TRNT	1.24
TRANSTECH INDUSTR	3TRTI	1.022
TRANSPORTATION SA	3TSFVE	2.19
3SI HOLDINGS INC	3TSIH	1.57
TISSERA INC	3TSSR	1.744
TOUCHSTONE SOFTW	3TSSW	1.261
TANKLESS SYSTEMS \	3TSYW	3.414
TARANTELLA INC	3TTLA	6.496
TOUCHTUNES MUSIC	3TTMC	0.936
TRINITY LEARNING CO	3TTYL	0.002
TEXAS VANGUARD OI	3TVOC	0.02
TRANS WORLD CORP/	3TWOC	0.042
TEXEN OIL & GAS INC	3TXEOE	6.243
ALFA INTERNATIONAL	3TYBR	1.4

TAYCO DEVELOPMEN	3TYCO	0.701
US AIRWAYS GROUP I	3UAIRQ	315.852
UAL CORP	3UALAQ	1,347.72
UNITED AMERICAN CC	3UAMA	17.258
U S ANTIMONY CORP	3UAMY	1.923
UCI MEDICAL AFFILIAT	3UCIA	1.179
UNITED COMPANIES C	3UCPJ	0.633
UNIVERSAL COMM SY	3UCSY	104.688
UNIVERSAL DETECTIC	3UDTT	9.846
UNIVERSAL FOOD & B	3UFBV	0.145
ULTIMATE FRANCHISE	3UFSY	4.467
UNIGENE LABORATOF	3UGNE	53.94
UNIVERSAL HEALTHC/	3UHMG	0.064
ULTRADATA SYSTEMS	3ULTR	4.246
UNITED MEDICORP IN	3UMCI	10.476
US MEDSYS CORP	3UMSY	3.6
RADIO UNICA COMMU	3UNCAQ	7.401
UNIFY CORP	3UNFY	22.616
UNITED ENERGY COR	3UNRG	4.173
UNIVEC INC	3UNVCE	19.211
UROPLASTY INC	3UPST	0.48
URANIUM RESOURCE	3URIX	4.388
U S DIAGNOSTIC INC	3USDL	@NA
US GLOBAL NANOSPA	3USGA	175.193
U S GOLD CORP	3USGL	7.974
USHEALTH GROUP IN	3USHE	0.549
US 1 INDUSTRIES INC	3USOO	6.561
USIP COM INC	3USPO	0.076
UNITED SYSTEMS TEC	3USTI	16.345
USA TECHNOLOGIES I	3USTT	198.606
USTMAN TECHNOLOG	3USTX	0.722
USURF AMERICA INC	3USUR	855.482
USA VIDEO INTERACT	3USVO	14.358
UNIVERSAL EXPRESS	3USXP	3,647.12
UNITED TRUST GROUI	3UTGI	0.043
UNIVERSE2U INC	3UTOUE	2.956
UNIVERCELL HOLDINC	3UVCL	272.225
UNILENS VISION INC	3UVICF	0.079
UNIVERSAL INSURANC	3UVIH	3.548
VISUAL BIBLE INTL INC	3VBIB	0.159
VENTURE CATALYST I	3VCAT	1.605
VISKASE COMPANIES	3VCIC	@NA
VIEWCAST.COM INC	3VCST	5.871
VIDEOLOCITY INTL INC	3VCTY	0.648
VILLAGE EDOCS INC	3VEDO	2.977
VOYAGER ENTMT INTI	3VEII	11.474
VERAMARK TECHNOL	3VERA	1.855
VFINANCE INC	3VFIN	5.988
VIRAGEN INTERNATIO	3VGNI	2.369
VIRTGAME CORP	3VGTI	18.63
VERTICAL HEALTH SO	3VHSL	0

BHIT INC	3VHTI	1.075
VIRGIN EXPRESS HLD	3VIRGY	0.364
VIVA INTERNATIONAL	3VIVI	11.285
VALEO SA -ADR	3VLEEY	@NA
VIALTA INC	3VLTA	16.121
VISUALMED CLINICAL	3VMCS	0.017
VANTAGEMED CORP	3VMDC	3.392
VALLEY MEDIA INC	3VMIQE	0.219
VINOBLE INC	3VNBL	0.032
VITRO DIAGNOSTICS I	3VODG	0.449
VOXWARE INC	3VOXW	49.395
VPGI CORP	3VPGI	6.317
VIOQUEST PHARMACE	3VQPH	1.804
VIRAL GENETICS INC/I	3VRAL	12.718
VERIDICOM INTERNAT	3VRDI	0.206
VERIDIUM CORP	3VRDM	5.631
VERITEC INC	3VRTC	0.568
VSOURCE INC	3VSCE	0.877
VISEON INC	3VSNI	10.531
VITALSTREAM HOLDIN	3VSTH	5.413
VISCOUNT SYSTEMS I	3VSYS	6.226
VITAL LIVING INC	3VTLV	12.641
VIRTRA SYSTEMS INC	3VTSI	58.369
VITALSTATE INC	3VTST	9.263
VYREX CORP	3VYRX	1.358
WAKE FOREST BANCS	3WAKE	0.058
WARP TECHNOLOGY I	3WARP	0.445
WAVERIDER COMMUN	3WAVR	16.809
WORLDBID CORP	3WBID	10.829
WINFIELD CAPITAL CC	3WCAP	1.25
WORLD AM INC	3WDAM	17.558
WIDEPOINT CORP	3WDPT	3.613
WORLD WASTE TECHI	3WDWT	0.056
WEBB INTERACTIVE S	3WEBB	12.049
WINDSWEPT ENVIRON	3WEGI	7.577
WAREFORCE.COM	3WFRC	0.587
WORLD HEALTH ALTE	3WHAI	18.905
YAMHILL VALLEY VINE	3WINE	@NA
WIRELESS XCESSORII	3WIRX	1.153
WITS BASIN PRECIOU	3WITM	15.691
WIZZARD SOFTWARE	3WIZD	21.74
WILSON BROTHERS U	3WLBRE	0.151
WHOLE LIVING INC	3WLIV	74.845
WALKER FINANCIAL C	3WLKF	0.732
WILLIAMS CONTROLS	3WMCO	3.939
WESTERN MEDIA GRC	3WMGC	15.448
WAL MART DE MEXICC	3WMMBY	@NA
WINWIN GAMING INC	3WNWN	2.072
WESTERN PWR & EQU	3WPEC	1.937
WESTERN SIERRA MIN	3WSRME	0.006
WORLDSTAR ENERGY	3WSTRE	0.198

WESTERN SIZZLIN CO	3WSZZ	0.331
WARRANTECH CORP	3WTEC	4.387
WASTE TECHNOLOGY	3WTEK	0.566
WATER CHEF INC	3WTER	53.879
WHITEMARK HOMES II	3WTMK	1.967
WORLDWATER CORP	3WWAT	15.652
W-W CAPITAL CORP	3WWCLE	@NA
W3 GROUP INC	3WWWT	0.057
WYOMING OIL & MINEI	3WYOI	0.147
XDOGS INC	3XDGI	10.555
MPHASE TECHNOLOG	3XDSL	42.912
XFONE INC	3XFNE	1.173
XECHEM INTERNATIOI	3XKEM	154.621
XO COMMUNICATIONS	3XOCM	56.536
XPONENTIAL INC	3XPOI	@NA
XSTREAM BEVERAGE	3XSBV	0.188
CLAXSON INTERACTV	3XSONF	1.574
XTRANA INC	3XTRN	9.764
YP CORP	3YPNT	42.673
YOUTHSTREAM MEDIA	3YSTM	76.461
YTB INTERNATIONAL I	3YTBL	0.342
PEGASUS AIRCRFT PF	3YYCRC	@NA
ZAP	3ZAPZ	3.943
COMMERCIAL CONSO	3ZCCCF	@NA
ZENEX INTERNATIONA	3ZENX	7.153
ZKID NETWORK CO	3ZKIDE	277.944
ZUNICOM INC	3ZNCM	2.873
ZANN CORP	3ZNNC	13.414
Z AXIS CORP	3ZXIS	0.621
ZYNEX MEDICAL HOLI	3ZYNX	0.082
INTERMOUNTAIN RES	4061B	@NA
FIRST FINANCIAL COR	4069B	@NA
TEXAS GAS TRANSMIS	4093A	@NA
UNION TANK CAR CO	4168A	@NA
ANR PIPELINE CO	4267A	@NA
HYDRO QUEBEC	4300A	@NA
JONES FINANCIAL CO	4779B	@NA
TOYOTA MOTOR CREI	5672A	@NA
OGLETHORPE POWEF	5685B	@NA
DYNCORP INC	6059B	@NA
EKSPORTFINANS A/S	6120B	@NA
PREMCOR REFINING (	6205A	@NA
LEVI STRAUSS & CO	6206B	@NA
CARROLS CORP	6479A	@NA
FAIRWOOD CORP	6503B	@NA
TELOS CORP/MD -CL	6534C	@NA
JORDAN INDUSTRIES	6536B	@NA
PEEBLES INC	6651A	@NA
INTL GEMINI TECH INC	6971B	@NA
UNION LIGHT HEAT & I	7484B	@NA
SPARTA INC/DE	8097B	@NA

REVLON CONSUMER F	8135A	@NA
DI GIORGIO CORP	8295B	@NA
AMERICAN RESTAURA	8297B	@NA
JPY HOLDINGS LTD	8354B	@NA
FOAMEX -LP	8412B	@NA
UTD ARTISTS THEATR	8464B	@NA
RESERVE INDUSTRIES	8475B	@NA
DRECO ENERGY SERV	8791B	@NA
PRUDENTIAL INSUR C	8802B	@NA
FALCONBRIDGE LTD	8824B	@NA
POINDEXTER (JB) & C	9101B	@NA
CINEMARK USA INC -(	9136B	@NA
SELKIRK COGEN FUNI	9276A	@NA
UNITED STATES POST	9352B	@NA
BUILDING MATERIALS	9438B	@NA
BORDEN CHEMICAL IN	9441B	@NA
NUTRITIONAL SOURCI	9448B	@NA
STATER BROS HOLDIN	9490B	@NA
ING LIFE INS & ANNUIT	9625A	@NA
ALLSTATE LIFE INSUR	9626A	@NA
HARTFORD LIFE INSUI	9627A	@NA
REMINGTON PRODUC	9675B	@NA
BIG 5 CORP	9687B	@NA
ANVIL HOLDINGS INC	9688B	@NA
ACTIVANT SOLUTIONS	9693B	@NA
SOVEREIGN SPECIALT	9694B	@NA
FINLAY FINE JEWELRY	9696B	@NA
MSX INTERNATIONAL	9698B	@NA
MMI PRODUCTS INC	9701B	@NA
BELK INC	9702B	@NA
BELDEN & BLAKE COR	9703B	@NA
TELEX COMMUNICATI	9721B	@NA
AMTROL INC	9726B	@NA
NORTHWESTERN MUT	9745B	@NA
LIBERTY MUTUAL INS	9761B	@NA
PACIFIC LIFE INSURAN	9762B	@NA
METROPOLITAN LIFE I	9764B	@NA
AMERICAN FAMILY INS	9769B	@NA
GUARDIAN LIFE INS C	9774B	@NA
THRIVENT FINL FOR L	9777B	@NA
LAS VEGAS SANDS IN	9781B	@NA
REV HOLDINGS INC	9783B	@NA
KSL RECREATION GR	9790B	@NA
HOME INTERIORS & G	9791B	@NA
LEINER HEALTH PROD	9796B	@NA
EAGLE FAMILY FOODS	9797B	@NA
NATIONWIDE INS ENTI	9801B	@NA
UNITED REFINING CO	9802B	@NA
CITGO PETROLEUM C	9805B	@NA
MOHEGAN TRIBAL GA	9807B	@NA
AFFINITY GROUP HOL	9810B	@NA

SKILLED HEALTHCARE	9816B	@NA	
FITZGERALDS GAMIN(	9823B	@NA	
ACME INTERMEDIATE	9827B	@NA	
CORE-MARK INTERNA	9829B	@NA	
CARTER (WILLIAM) CC	9833B	@NA	
GFSI INC	9836B	@NA	
OLD DOMINION ELECT	9840B	@NA	
PERRY-JUDDS INC	9843B	@NA	
B&G FOODS INC	9844B	@NA	
NEW YORK LIFE INSUI	9845B	@NA	
MAJESTIC STAR CASII	9854B	@NA	
ARCHIBALD CANDY C(	9862B	@NA	
HARD ROCK HOTEL IN	9865B	@NA	
BOOTH CREEK SKI HL	9870B	@NA	
WATERFORD GAMING	9871B	@NA	
AKI HOLDING CORP	9872B	@NA	
O & Y PROPERTIES C(	9887B		0
GENERAL MEDIA INC	9889B	@NA	
TOM'S FOODS INC	9890B	@NA	
ACG HOLDINGS INC	9891B	@NA	
LPA HOLDING CORP	9901B	@NA	
CHS INC	9919B	@NA	
TIAA-CREF	9933B	@NA	
MIDAMERICAN ENERG	9953B	@NA	
ATRIUM CO INC	9957B	@NA	
MEDIANEWS GROUP I	9971B	@NA	
AMSCAN HOLDINGS IN	9974B	@NA	
PACIFICORP	9989B	@NA	
EQUISTAR CHEMICALS	9995B	@NA	
AGILENT TECHNOLOG	A	586.32	
ALCOA INC	AA	997.511	
ALTANA AG -ADR	AAA	2.596	
ACCESS ANYTIME BAI	AABC	1.071	
ABLEAUCTIONS.COM I	AAC	306.26	
ALLIANCE ATLANTS C(	AACB	3.388	
ASSET ACCEPTANCE	AACC	@NA	
ACE CASH EXPRESS I	AACE	4.876	
AIRTRAN HOLDINGS IN	AAI	327.861	
AAIPHARMA INC	AAII	162.633	
ATLANTIC AMERICAN	AAME	1.992	
ABIGAIL ADAMS NATL	AANB	0.955	
AAON INC	AAON	5.253	
ADVANCE AUTO PART	AAP	263.064	
APPLE COMPUTER IN(	AAPL	2,545.96	
ADVANCED ANALOGIC	AATI	@NA	
AMERICAN ACCESS TI	AATK	13.403	
ANGLO AMERICAN PL(	AAUK	33.814	
ATLAS AIR WORLDWIE	AAWWV	121.252	
ABAXIS INC	ABAX	37.207	
ABB LTD -ADR	ABB	57.652	
ABINGTON COMMUNIT	ABBC	@NA	

AMERISOURCEBERGE	ABC	391.74
ABC BANCORP	ABCB	3.198
ADVISORY BOARD CO	ABCO	35.222
ANCHOR BANCORP IN	ABCW	17.196
ABER DIAMOND CORP	ABER	2.475
AMER BUSINESS FINL	ABFIQ	5.134
ARKANSAS BEST COR	ABFS	63.362
ASBURY AUTOMOTIVE	ABG	11.101
ABGENIX INC	ABGX	386.748
APPLERA CORP APPLI	ABI	261.621
APPLERA CORP-CONS	ABI.CM	@NA
ABATIX CORP	ABIX	1.003
AMBAC FINANCIAL GP	ABK	170.949
AMERICAN BILTRITE I	ABL	0.678
ABLE ENERGY INC	ABLE	0.618
ABM INDUSTRIES INC	ABM	31.731
AMERICAN BIO MEDIC	ABMC	24.154
ABIOMED INC	ABMD	21.773
ABN AMRO HOLDING N	ABN	60.33
AMEGY BANCORPORA	ABNK	110.808
ABRAXAS PETROLEUM	ABP	22.321
ACCENTIA BIOPHARM	ABPI	@NA
ARBOR REALTY TRUS	ABR	@NA
ABRAMS INDUSTRIES	ABRI	0.152
ABLE LABORATORIES	ABRX	88.765
ALBERTSONS INC	ABS	475.163
ABSA GROUP LTD -AD	ABSWY	@NA
ABBOTT LABORATORI	ABT	969.759
AUTOBYTEL INC	ABTLE	96.822
COMP BEBIDAS AMER	ABV	130.975
ALLIANCE BANKSHARI	ABVA	1.411
ABSOLUTE WASTE SV	ABWS	0.105
BARRICK GOLD CORP	ABX	623.506
ABX AIR INC	ABXA	123.866
ABITIBI CONSOLIDATE	ABY	55.223
ALLIANCE CAP MGMT	AC	78.28
ACADIA PHARMACEUT	ACAD	@NA
ACAMBIS PLC -ADR	ACAM	2.129
AMERICAN PHYSICIAN	ACAP	11.855
AMERICAN CAPITAL S	ACAS	169.636
ARCTIC CAT INC	ACAT	11.073
AMERICAN CMNTY BA	ACBA	0.739
AMERICAN CAMPUS C	ACC	@NA
ACCELRYS INC	ACCL	26.07
ASCONI CORP	ACD	1.207
ACCREDO HEALTH INC	ACDO	288.256
ACE LTD	ACE	397.09
ACE AVIATION HOLDIN	ACEBF	28.385
ACE COMM CORP	ACEC	5.476
ALFACELL CORP	ACEL	36.107
ACETO CORP	ACET	63.866

AMERICREDIT CORP	ACF	749.928
ATLANTIC COAST FED	ACFC	@NA
ACM INCOME FUND IN	ACG	165.201
ARCH CAPITAL GROUI	ACGL	30.557
ALUMINUM CORP OF (	ACH	15.558
ARCH COAL INC	ACI	129.907
ACI TELECENTRICS IN	ACIT	0.527
ALCON INC	ACL	118.488
AXCELIS TECHNOLOG	ACLS	293.207
ACME COMMUNICATIC	ACME	9.713
A.C. MOORE ARTS & C	ACMR	46.973
ACMAT CORP -CL A	ACMTA	0.267
ACCENTURE LTD	ACN	598.363
AMCOL INTERNATION/	ACO	34.641
AMERICAN R E PTRS	ACP	3.053
ACTIVE POWER INC	ACPW	46.674
AMERICAN RETIREME	ACR	6.026
ACORDA THERAPEUTI	ACRD	@NA
ACACIA RESEARCH-C(	ACRI.CM	@NA
ACTRADE FINL TECHN	ACRTQ	7.134
ACCRUE SOFTWARE I	ACRUQ	18.523
AFFILIATED COMP SV(	ACS	427.535
ACS-TECH80 LTD	ACSEF	1.197
ACACIA RESEARCH-A(	ACTG	41.495
ACTIVCARD CORP	ACTI	69.539
ACTEL CORP	ACTL	67.254
ACT MANUFACTURING	ACTMQ	3.726
ACTIVE NETWORK INC	ACTN.1	@NA
ACT TELECONFEREN(	ACTT	17.465
ACTUATE CORP	ACTU	104.566
ACCESSITY CORP	ACTY	1.548
ACME UNITED CORP	ACU	0.635
ACUSPHERE INC	ACUS	11.658
ALBERTO-CULVER CO	ACV	92.678
ACTIVE LINK COMMUN	ACVE	38.458
ACCURIDE CORP	ACW	@NA
ACXIOM CORP	ACXM	174.563
AEROCENTURY CORP	ACY	0.673
ADVO INC	AD	41.111
A D A M INC	ADAM	6.328
AUTHENTIDATE HOLD	ADAT	95.329
ADOBE SYSTEMS INC.	ADBE	880.907
AUDIBLE INC	ADBL	13.269
AGREE REALTY CORP	ADC	5.267
ADVERTISING.COM IN	ADCM	@NA
ADC TELECOMMUNIC/	ADCTD	505.26
ADELPHIA COMMUN -	ADELQ	91.909
ADA-ES INC	ADES	0.538
ADE CORP/MA	ADEX	18.492
ACM MANAGED DLR IN	ADF	11.441
ALLIED DEFENSE GRC	ADG	3.083

ADHEREX TECHNOLO	ADH	@NA
ANALOG DEVICES	ADI	889.847
ADVANCED DIGITAL IN	ADIC	160.869
AMDL INC	ADL	12.024
ADOLOR CORP	ADLR	105.18
ARCHER-DANIELS-MID	ADM	395.766
ADVANCED MATERIAL	ADMG	1.387
AUTO DATA NETWORK	ADNW	10.876
ADECCO SA -ADR	ADO	8.845
AUTOMATIC DATA PRO	ADP	632.269
AMERICAN DENTAL P/	ADPI	1.815
ADAPTEC INC.	ADPT	237.884
BLDRS INDEX FUNDS	ADRA	@NA
BLDRS DEV MKTS 100	ADRD.	@NA
BLDRS EMRG MKTS 50	ADRE.	@NA
BLDRS EUROPE 100 A	ADRU.	@NA
ANDRX CORP	ADRX	490.422
ALLIANCE DATA SYST	ADS	74.12
AUTODESK INC	ADSK	709.632
ADSTAR INC	ADST	9.272
APPLIED DIGITAL SOL	ADSX	224.691
ADTRAN INC	ADTN	496.644
ADVANTA CORP -CL B	ADVNB	10.347
ADVENT SOFTWARE II	ADVS	91.126
ADAMS EXPRESS	ADX	20.562
ADEZA BIOMEDICAL C	ADZA	@NA
ADAMS RESOURCES &	AE	1.301
ADVANCE AMER CASH	AEA	@NA
ASSOCIATED ESTATES	AEC	9.488
ALLIED DOMECQ PLC	AED	3.28
AMEREN CORP	AEE	149.958
UNION ELECTRIC CO	AEE1	@NA
AMERENENERGY GEN	AEE2	@NA
AEGON NV -ADR	AEG	144.085
AEROGEN INC	AEGN	17.95
AEHR TEST SYSTEMS	AEHR	0.593
ADVANCED ENERGY II	AEISE	107.73
AMERICAN EQTY INVT	AEL	11.955
AGNICO EAGLE MINES	AEM	248.48
AUSTRAL PACIFIC ENE	AEN	@NA
AMERN EAGLE OUTFIT	AEOS	718.871
AMERICAN ELECTRIC	AEP	481.481
APPALACHIAN POWER	AEP1	@NA
AEP GENERATING CO	AEP10	@NA
AEP TEXAS CENTRAL	AEP11	@NA
INDIANA MICHIGAN PO	AEP2	@NA
KINGSPORT POWER C	AEP3	@NA
KENTUCKY POWER	AEP4	@NA
OHIO POWER	AEP5	@NA
WHEELING POWER CO	AEP7	@NA
COLUMBUS SOUTHER	AEP8	@NA

AEP INDUSTRIES INC	AEPI	8.279
AERO SYSTEMS ENGI	AERS	0.363
ADVANCED ENVIR RE	AERTA	7.738
AES CORP. (THE)	AES	705.026
CILCORP INC	AES1	@NA
CENTRAL ILLINOIS LI	AES2	@NA
CENTRAL ILLINOIS PU	AES3	@NA
IPALCO ENTERPRISES	AES4	@NA
AETNA INC	AET	826.047
APPLIED EXTRUSION	AETCQ	7.75
AETHER SYSTEMS IN	AETH	61.691
ADDVANTAGE TECHN	AEY	3.085
AETERNA ZENTARIS I	AEZS	21.054
ASTORIA FINANCIAL C	AF	177.688
ALMOST FAMILY INC	AFAM	0.365
ALLIANCE NATL MUN I	AFB	10.946
ALBEMARLE FIRST BA	AFBK	0.356
ALLMERICA FINANCIA	AFC	101.057
AFC ENTERPRISES IN	AFCE	67.594
APPLIED FILMS CORP	AFCO	43.809
AFFIRMATIVE INS HOL	AFFM	@NA
AFFYMETRIX INC	AFFX	354.091
AMERICAN FINANCIAL	AFG	56.506
AFLAC INC	AFL	480.192
ALLIANCE FIBER OPTI	AFOP	56.229
UNITED CAPITAL COR	AFP	4.182
AMERICAN FINANCIAL	AFR	92.355
AXESSTEL INC	AFT	1.288
AGCO CORP	AG	253.832
U S AGGREGATES INC	AGATQ	0.218
AMERICAN GENERAL I	AGC1	@NA
AMERICAN GENERAL I	AGC2	@NA
ANCHOR GLASS CON	AGCC	10.259
EDWARDS (A G) INC	AGE	123.665
ANTIGENICS INC/DEL	AGEN	120.468
ISHARES TRUST LEHM	AGG	@NA
ALLIANCE GAMING CC	AGI	115.175
ARGONAUT GROUP IN	AGII	17.251
AGILE SOFTWARE CO	AGIL	104.94
ATHEROGENICS INC	AGIX	93.151
ANGELICA CORP	AGL	10.105
FEDERAL AGRICULTU	AGM	16.583
ALLERGAN INC	AGN	234.3
ARGONAUT TECHNOL	AGNT	21.46
ASSURED GUARANTY	AGO	@NA
AMERIGROUP CORP	AGP	117.884
AGERE SYSTEMS INC	AGR.B	1,786.27
ALGORX PHARM INC-F	AGRX	@NA
APOLLO GOLD CORP	AGT	16.23
AGRIUM INC	AGU	89.051
ARGOSY GAMING CO	AGY	89.77

AGILYSYS INC	AGYS	44.912
ARMOR HOLDINGS IN(	AH	42.314
AMERADA HESS CORF	AHC	196.528
ALLIED HEALTHCARE	AHCI	4.278
APRIA HEALTHCARE C	AHG	120.772
ALLIED HOLDINGS INC	AHI	1.384
ASPEN INSURANCE H(	AHL	12.164
AMERICAN HOME MTC	AHM	70.126
AMERICAN HOMESTAF	AHMS	@NA
ATC HEALTHCARE INC	AHN	8.04
ATCHISON CASTING C	AHNCQ	7.629
KONINKLIJKE AHOLD N	AHO	362.207
ALLIED HEALTHCARE	AHPI	2.552
ANTHRACITE CAPITAL	AHR	57.392
AMN HEALTHCARE SE	AHS	91.099
ASHFORD HOSPITALIT	AHT	18.992
AMER INSURED MTG I	AIA	2.625
ALLIED IRISH BANKS -	AIB	23.594
AAMES INVESTMENT (	AIC	0.652
ACCEPTANCE INSURA	AICIQ	13.163
AMCAST INDUSTRIAL	AICOQ	2.683
APPLIED IMAGING COI	AICX	9.265
AMERICAN INTERNATI	AIG	1,587.32
INTL LEASE FINANCE (	AIG1	@NA
ABLEST INC	AIH	0.112
AMER INSD MTG SER	AII	2.332
AEROSONIC CORP	AIM	0.904
AIMGLOBAL TECHNOL	AIMG	0.576
AUTOIMMUNE INC	AIMM	6.626
AIMSI TECHNOLOGIES	AIMT	0.046
ALBANY INTL CORP -(	AIN	38.424
APPLIED INNOVATION	AINN	7.636
APOLLO INVESTMENT	AINV	@NA
AMER ISRAELI PAPER	AIP	0.308
AMER INTL PETROLEU	AIPN	364.257
ALLIANCE IMAGING IN	AIQ	35.906
AIR LIQUIDE SA -ADR	AIQUY	@NA
AAR CORP	AIR	22.438
AIR METHODS CORP	AIRM	9.621
AIRSPAN NETWORKS	AIRN	79.618
AIR T INC	AIRT	0.865
ANTARES PHARMA IN(	AIS	20.7
APPLIED INDUSTRIAL	AIT	20.44
APARTMENT INVT &M(	AIV	140.719
ACCESS INTEGRATED	AIX	0.59
AIXTRON AG -ADR	AIXG	@NA
ASSURANT INC	AIZ	@NA
ARTHUR J GALLAGHEI	AJG	120.451
AKAMAI TECHNOLOGI	AKAM	601.478
ACCESS PHARMACEU	AKC	6.888
AIR FRANCE-KLM -AD	AKH	@NA

ACCLAIM ENTERTAINM	AKLMQ	785.774
AKORN INC	AKN	2.12
EMBOTELLADORA ANI	AKO.A	3.281
ALLIANCE CALIF MUN	AKP	3.674
ACADIA REALTY TRUS	AKR	16.454
AKRION INC-REDH	AKRI	@NA
AK STEEL HOLDING C	AKS	275.517
AKSYS LTD	AKSY	61.215
AKZO NOBEL NV -ADF	AKZOY	22.874
ALCAN INC	AL	286.528
ALCATEL -ADS	ALA	529.618
ALABAMA NATL BANC	ALAB	3.806
ALANCO TECHNOLOG	ALAN	41.633
ALBEMARLE CORP	ALB	36.71
ALIBRIS INC-REDH	ALBR	@NA
COMMUNITY CAPITAL	ALBY	0.118
ALICO INC	ALCO	1.378
ALLIED CAPITAL CP	ALD	166.566
ALDILA INC	ALDA	2.798
ALADDIN KNOWLEDGE	ALDN	11.007
ALLETE INC	ALE	17.778
ALEXANDER & BALDW	ALEX	37.783
ALFA CORP	ALFA	13.535
ATLANTIC LIBERTY FI	ALFC	0.801
ALAMO GROUP INC	ALG	2.074
AMERICAN LOCKER G	ALGIE	0.627
ALIGN TECHNOLOGY I	ALGN	96.839
ARTIFICIAL LIFE INC	ALIF	1.494
ALASKA AIR GROUP IN	ALK	85.871
ALASKA AIRLINES INC	ALK1	@NA
ALKERMES INC	ALKS	341.526
ALLSTATE CORP	ALL	623.381
GREATER DEL VALLEY	ALLB	0.499
ALLION HEALTHCARE	ALLI	@NA
ALLMERICA SECS TR	ALM	1.858
ALLIANCE FINANCIAL	ALNC	0.839
ALNYLAM PHARMACE	ALNY	@NA
ALPHARMA INC -CL A	ALO	93.716
ANALOGIC CORP	ALOG	24.24
ASTRO-MED INC	ALOT	6.589
ALLOY INC	ALOY	143.995
ALLIANCE SEMICOND	ALSC	43.756
ALSTOM -ADR	ALSGY	24.832
ATLAS RESOURCES IN	ALSI	0.371
ALASKA COMMUNICAT	ALSK	8.622
ALPHASMART INC	ALSM	@NA
ALTEON INC	ALT	118.163
ALLOS THERAPEUTICS	ALTH	123.983
ALTAIR NANOTECHNO	ALTI	212.771
ALTERNATE MARKETI	ALTM	0.65
ALTERA CORP	ALTR	2,191.25

ALLOU HEALTHCARE I	ALUHQ	6.317
AUTOLIV INC	ALV	60.456
ALVARION LTD	ALVR	108.584
ALEXANDER'S INC	ALX	1.046
ALEXION PHARMACEU	ALXN	48.041
ALLIS-CHALMERS ENE	ALY	0.031
AMERICAN GREETING	AM	143.353
AMERICAN MEDICAL A	AMAC	2.262
AMSTAR FINANCIAL S'	AMAF	32.691
APPLIED MATERIALS I	AMAT	7,435.68
AMB PROPERTY CORP	AMB	88.777
AMERICAN BANK INC/I	AMBK	0.467
AMF BOWLING INC	AMBWQ	3.327
AMERICAN MORTGAG	AMC	11.015
APPLIED MICRO CIRCI	AMCC	1,212.11
AMERICAN CLAIMS EV	AMCE	0.326
AMERICHOICE CORP	AMCH	@NA
AMCOR LTD -ADR	AMCR	3.381
AMICAS INC	AMCS	46.919
ADVANCED MICRO DE	AMD	2,487.72
AMETEK INC	AME	74.155
AMEDISYS INC	AMED	8.292
AMEN PROPERTIES IN	AMEN	0.535
AMES DEPT STORES I	AMESQ	5.266
ACM MANAGED INCOM	AMF	16.062
AMCORE FINANCIAL IN	AMFI	18.313
AFFILIATED MANAGEF	AMG	129.692
AMGEN INC	AMGN	2,540.99
AMERUS GROUP CO -	AMH	73.275
AMERICAN HEALTHW/	AMHC	161.88
AMERICAN INDEPEND	AMIC	2.853
AMBASSADORS INTEF	AMIE	4.96
ACME METALS INC	AMIIQ	0.665
AMIS HOLDINGS INC	AMIS	59.606
AMERICARE HEALTH S	AMIT	0.013
AMERICAN MED LABR	AMJ	@NA
AMERICAN TECHNICA	AMK	1.641
AMKOR TECHNOLOGY	AMKR	334.625
AMLI RESIDENTIAL PP	AML	19.559
AMYLIN PHARMACEUT	AMLN	232.07
AMS HEALTH SCIENCE	AMM	7.266
AMERICAN MEDICAL S	AMMD	144.173
AMERON INTERNATIO	AMN	5.804
AMANDA CO INC	AMNA	29.26
AMERICAN NATL BANK	AMNB	1.312
AMNET MORTGAGE IN	AMNT	8.635
ALLIANCE ALL-MKT AD	AMO	2.292
ALLIED MOTION TECH	AMOT	2.204
AMERICAN PACIFIC B/	AMPB	0.781
AMERICAN PHYSICIAN	AMPH	2.167
AMPAL AMERICAN ISR	AMPL	3.185

AMPHASTAR PHARMA	AMPR	@NA
AMR CORP/DE	AMR	2,033.82
AMERICAN AIRLINES I	AMR1	@NA
AMERICAN RIVER BAN	AMRB	0.783
ALBANY MOLECULAR	AMRI	55.392
AMARIN CORP PLC -A	AMRN	14.047
AMERICAN STELLAR E	AMRS	18.655
AMERICAN SHARED H	AMS	2.512
AMERICAN SUPERCON	AMSC	64.262
AMSURG CORP	AMSG	76.979
AMERICAN STONE IND	AMST	0.039
AMERICAN SOFTWARE	AMSWA	26.838
AMERICAN TOWER CO	AMT	422.023
AMISTAR CORP	AMTA	0.812
AMERITRANS CAPITAL	AMTC	0.531
AMERITRADE HOLDING	AMTD	856.883
ACM MUN SEC INCOM	AMU	3.211
AMERIVEST PROPERT	AMV	12.907
AMERICAN WATER ST	AMW	32.17
AMERICAN WOODMAR	AMWD	15.937
AMERICA MOVIL SA DI	AMX	296.205
AMX CORP	AMXC	13.997
AMREIT	AMY	0.661
AMAZON.COM INC	AMZN	2,281.59
AUTONATION INC	AN	375.69
ANADIGICS INC	ANAD	114.578
AMERICAN NATIONAL	ANAT	4.45
ABBEY NATIONAL PLC	ANB.PC	0.502
AIRNET COMMUNICAT	ANCC	5.638
ANC RENTAL CORP	ANCJQ	6.526
ANACOMP INC	ANCPA	3.024
ANDERSONS INC	ANDE	2
ANADYS PHARMACEU	ANDS	@NA
ANDREW CORP	ANDW	485.944
ANDRX CORP-CONSO	ANDX.CM	@NA
ANAREN INC	ANEN	26.376
ABERCROMBIE & FITC	ANF	530.541
ANGEION CORPORATI	ANGN	5.38
ANGIODYNAMICS INC	ANGO	@NA
ANWORTH MTG ASSE	ANH	106.047
ANIKA THERAPEUTICS	ANIK	16.033
ATLANTIC TELE-NETW	ANK	0.986
AMERICAN LAND LEAS	ANL	3.762
ANALYTICAL SURVEYS	ANLT	1.059
ANALYSTS INTERNATI	ANLY	18.273
ANIMAL CLONING SCIE	ANML	0.032
ANNTAYLOR STORES	ANN	332.338
ANNAPOLIS BANCORP	ANNB	0.866
ANOORAQ RESOURCE	ANO	@NA
ANGIOTECH PHARMA	ANPI	210.803
ALPHA NATURAL RES	ANR	@NA

AIRNET SYSTEMS INC	ANS	11.88
ADV NEUROMODULAT	ANSI	69.539
ANSELL LTD -ADR	ANSL	0.325
ANSWERTHINK INC	ANSR	49.075
ANSYS INC	ANSS	52.409
ANSOFT CORP	ANST	5.853
ANTEON INTERNATIOI	ANT	62.785
PHAZAR CORP	ANTP	0.345
A NOVO BROADBAND	ANVB	0.064
ADVENTRX PHARMAC	ANX	15.237
ANTEX BIOLOGICS INC	ANXB	8.34
AUSTRALIA & NW ZLNI	ANZ	1.498
AON CORP	AOC	339.853
ACM GVT OPPORTUNI	AOF	4.315
AMERICA ONLNE LTN	AOLA	79.091
ALLEN ORGAN CO -CI	AORGB	0.142
SMITH (A O) CORP	AOS	28.674
AMPCO-PITTSBURGH	AP	2.972
APACHE CORP	APA	811.214
APAC CUSTOMER SEF	APAC	13.718
APCO ARGENTINA INC	APAGF	0.282
APA ENTERPRISES IN	APAT	1.781
ASIA PACIFIC FUND	APB	7.044
ANADARKO PETROLEI	APC	595.099
AMERICAN POWER CC	APCC	400.362
ATLAS PACIFIC LTD -A	APCFY	0.41
ALAMOSA HOLDINGS I	APCS	143.103
AIR PRODUCTS & CHE	APD	269.065
MORGAN STAN ASIA F	APF	17.319
AMERICAN PACIFIC C	APFC	3.363
AMPHENOL CORP	APH	105.948
APHTON CORP	APHT	53.384
ADVANCED PHOTONI	API	14.665
ACTION PRODUCTS IN	APII	2.505
ATLAS PIPELINE PART	APL	3.898
APPLIX INC	APLX	11.407
APPLIED MICROSYSTE	APMC	6.745
APPLICA INC	APN	29.638
AMERICAN COMMUNI	APO	0.567
APOGEE ENTERPRISE	APOG	28.903
APOLLO GROUP INC -	APOL	498.753
AP PHARMA INC	APPA	12.615
APPLEBEES INTL INC	APPB	222.014
AMERICAS POWER PA	APPN	0.314
AMERICAN PHARMA P	APPX	391.727
ASIA-PACIFIC RESOUF	APQCF	21.349
AMERICA FIRST APT IN	APRO	1.993
APROPOS TECHNOLO	APRS	7.088
ALTO PALERMO S A -A	APSA	0.524
APPLIED SIGNAL TECH	APSG	21.666
ALPHA PRO TECH LTD	APT	50.586

ADVANCED POWER TE	APTI	6.438
APTIMUS INC	APTM	2.757
AMERIGAS PARTNERS	APU	17.171
ANCHOR PACIFIC UND	APUX	0.38
ASTROPOWER INC	APWRQ	93.372
APEX MUNICIPAL FUN	APX	6.183
AQUACELL TECHNOLO	AQA	8.2
AQUATIC CELLULOSE	AQCI	75.475
AQUIS COMMUNICATIO	AQIS	7.414
AQUANTIVE INC	AQNT	132.412
AMERICAN SPECTRUM	AQQ	0.345
AQUAPRO CORP	AQRO	0.827
ARACRUZ CELULOSE	ARA	71.862
ARBITRON INC	ARB	31.326
ARIBA INC	ARBA	81.923
ARBINET-THEXCHANG	ARBX	@NA
AFFORDABLE RESIDE	ARC	@NA
ARCADIS NV -ADR	ARCAF	1.536
ARES CAPITAL CORP	ARCC	@NA
ARCSOFT INC-REDH	ARCT	@NA
ARENA RESOURCES II	ARD	0.781
AT ROAD INC	ARDI	111.03
ARADIGM CORP	ARDM	197.171
ARDEN GROUP INC -C	ARDNA	0.324
ARDENT COMMUNICA	ARDTQ	1.258
ALEXANDRIA R E EQU	ARE	22.051
AIRGAS INC	ARG	96.021
AMERIGON INC	ARGN	4.258
ARDEN REALTY INC	ARI	54.535
ARIAD PHARMACEUTIC	ARIA	111.506
ARCH CHEMICALS INC	ARJ	13.615
SENIOR HIGH INCOME	ARK	28.536
ARK RESTAURANTS C	ARKR	0.701
AMERICAN RLTY INVS	ARL	1.061
AREL COMMUNICATIO	ARLC	8.581
ALLIANCE RESOURCE	ARLP	12.37
ARVINMERITOR INC	ARM	88.879
ARMANINO FOODS DIS	ARMF	1.118
ARM HOLDINGS LTD -	ARMHY	117.897
ARENA PHARMACEUT	ARNA	20.94
AEROPOSTALE INC	ARO	240.881
ARROW FINANCIAL CO	AROW	3.335
AMERICAN REPROGR	ARP	@NA
ARQULE INC	ARQL	42.216
ARROW INTERNATION	ARRO	15.816
ARRIS GROUP INC	ARRS	309.281
ARRAY BIOPHARMA IN	ARRY	43.139
ALERIS INTERNATION	ARS	12.517
ALERIS INTL INC-PRO	ARS.P	@NA
ARABIAN AMERICAN D	ARSD	1.05
ARTHROCARE CORP	ARTC	42.318

ART TECHNOLOGY GF	ARTG	176.542
ARISTOTLE CORP	ARTL	0.38
ARTESIAN RESOURCE	ARTNA	1.146
ARTS WAY MFG INC	ARTW	0.311
AROTECH CORP	ARTX	234.048
AEROVOX INC	ARVXQ	0.433
ARROW ELECTRONICS	ARW	141.072
ARROWHEAD RESEAF	ARWR	0.027
ADAMS LABORATORIE	ARXT	@NA
AEROFLEX INC	ARXX	125.369
ADVANCED RECYCLIN	ARYC	2.077
ASA BERMUDA LTD	ASA	35.805
ASA INTERNATIONAL I	ASAL	0.679
ACCESSPOINT CORP.	ASAP	1.554
ASSOCIATED BANC-C(	ASBC	74.717
AMERIANA BANCORP	ASBI	0.533
ASB FINANCIAL CORP	ASBP	0.175
AMERISTAR CASINOS	ASCA	45.471
ASCENTIAL SOFTWAR	ASCL	109.453
AMERICAN STANDARD	ASD	359.374
AMERICAN SCIENCE E	ASEI	6.755
CROWN NORTHCORP	ASET	0.018
ADMINISTAFF INC	ASF	71.469
ASTA FUNDING INC	ASFI	11.841
LIBERTY ALL-STAR GF	ASG	16.24
ON ASSIGNMENT INC	ASGN	64.081
AMERICA SERVICE GF	ASGR	17.287
ASHLAND INC	ASH	100.035
ASHWORTH INC	ASHW	11.771
AMERICAN SAFETY IN	ASI	2.721
ASIAINFO HOLDINGS I	ASIA	203.786
ASK JEEVES INC	ASKJ	504.551
ASM INTERNATIONAL	ASMI	86.37
ASML HOLDING NV -A	ASML	791.201
ARCHSTONE-SMITH TI	ASN	134.176
ASANTE TECHNOLOGI	ASNT	5.096
AMSOUTH BANCORPC	ASO	240.258
AMERN STRATEGIC IN	ASP	1.436
ASPECT MEDICAL SYS	ASPM	12.864
ASPECT COMMUNICA	ASPT	118.37
ASPREVA PHARMACE	ASPV	@NA
AUSPEX SYSTEMS INC	ASPXQ	346.76
GRUPO AEROPORTAL	ASR	14.737
ASPEN GROUP RESOL	ASRPF	4.237
AMERISERV FINANCIA	ASRV	5.07
ASTEC INDUSTRIES IN	ASTE	14.879
AASTROM BIOSCIENC	ASTM	445.713
ASE TEST LTD	ASTSF	89.362
ASAT HOLDINGS LTD	ASTT	69.778
A S V INC	ASVI	11.838
ADV SEMICONDUCTOI	ASX	51.759

ASTREX INC	ASXI	1.075
ELECSYS CORP	ASY	1.276
AMTECH SYSTEMS IN(	ASYS	1.971
ASYST TECHNOLOGIE	ASYT	216.368
ALLTEL CORP	AT	276.611
ALLTEL PENNSYLVANI	AT2	@NA
APOGEE TECHNOLOG	ATA	7.113
AFTERMARKET TECH	ATAC	29.267
ATA HOLDINGS CORP	ATAHQ	7.824
ATARI INC	ATAR	112.438
AMERICA FIRST TAX E	ATAXZ	2.163
ARLINGTON TANKERS	ATB	@NA
ATLANTIC BANCGROU	ATBC	0.191
CYCLE CTRY ACCESS	ATC	4.047
AMERICAN TECHNOL(	ATCO	19.292
ADVANTEST CORP -A	ATE	10.051
ATLANTIC CITY ELECT	ATE1	@NA
ASTEA INTERNATION	ATEA	1.558
EQUITY INVESTMENT	ATF	0.922
AGL RESOURCES INC	ATG	62.872
ATG INC.	ATGCQ	0.701
ALPHA TECHNOLOGIE	ATGI	1.365
ALTIGEN COMMUNICA	ATGN	11.222
ALTERRA HEALTHCAR	ATHCQ	1.467
ATHEROS COMMUNIC	ATHR	@NA
ALLEGHENY TECHNOI	ATI	112.298
ALLIANT TECHSYSTEN	ATK	116.591
ATLAS COPCO AB -AD	ATLCY	@NA
AMES NATIONAL CORI	ATLO	0.156
ATLAS AMERICA INC	ATLS	@NA
ATMI INC	ATMI	107.698
ATMEL CORP	ATML	2,067.46
ATLAS MINERALS INC	ATMR	1.504
ACTION PERFORMAN(	ATN	79.698
ATMOS ENERGY CORI	ATO	44.565
ATP OIL & GAS CORP	ATPG	27.862
ATLANTIS PLASTICS I	ATPL	1.626
APTARGROUP INC	ATR	18.663
ATRION CORP	ATRI	0.709
AETRIUM INC	ATRM	5.259
ASTRONICS CORP	ATRO	2.326
ALTIRIS INC	ATRS	64.981
APT SATELLITE HOLDI	ATS	45.078
ATS MEDICAL INC	ATSI	26.869
ARTESYN TECHNOLO(	ATSN	69.073
ATTUNITY LTD	ATTU	12.417
ACTUANT CORP -CL A	ATU	62.561
ACTIVISION INC	ATVI	1,028.49
ATWOOD OCEANICS	ATW	23.144
CROSS (A.T.) & CO -C	ATX	3.933
ATI TECHNOLOGIES I	ATYT	560.751

ANGLOGOLD ASHANT	AU	249.739
AUBURN NATIONAL B/	AUBN	0.283
AUDIOCODES LTD	AUDC	65.073
AMERICAN UNITED GL	AUGB	0.408
AUTO GRAPHICS INC	AUGR	0.084
AUGUST TECHNOLOG	AUGT	45.752
AULT INC	AULT	1.965
AU OPTRONICS CORP	AUO	116
AUTONOMY CORP PL(	AUTNY	1.098
AUXILIUM PHARMA IN(	AUXL	@NA
YAMANA GOLD INC	AUY	2.036
AVAYA INC	AV	767.005
AVISTA CORP	AVA	38.97
AVANT IMMUNOTHER/	AVAN	151.119
AVALONBAY COMMUN	AVB	67.457
ACORN HOLDING COR	AVCC	0.398
AVICI SYSTEMS INC	AVCI	16.796
AMERICAN VANTAGE (	AVCSE	0.834
AVOCENT CORP	AVCT	182.361
AMERICAN VANGUARI	AVD	8.203
AVADO BRANDS INC	AVDO	18.436
AVALON DIGITAL MAR	AVDS	6.275
AVIATION GENERAL IN	AVGE	0.867
AVIGEN INC	AVGN	35.209
AVID TECHNOLOGY IN	AVID	178.8
AVI BIOPHARMA INC	AVII	128.101
AVIX TECHNOLOGIES	AVIX	0.535
ADVENT CLAYMORE C	AVK	@NA
AVIALL INC	AVL	24.54
ADVANCED MAGNETI(	AVM	7.813
AVANIR PHARMACEUT	AVN	69.299
ADVANCIS PHARMACE	AVNC	9.231
AVANEX CORP	AVNX	297.728
ADVANCED MEDICAL (	AVO	59.191
AVOCA INC	AVOA	0
AVON PRODUCTS	AVP	593.351
AVITAR INC	AVR	366.721
AVISTAR COMMUNICA	AVSR	8.23
AVERY SPORTS TURF	AVST	59.209
AVNET INC	AVT	178.935
AVATAR HOLDINGS IN	AVTR	2.476
VECTREN UTILITY HOI	AVU	1.094
AVX CORP	AVX	69.541
AVERY DENNISON CO	AVY	168.245
AMVESCAP PLC -ADR	AVZ	20.421
ALLIED WASTE INDUS	AW	321.276
AMERICA WEST HLDG	AWA	170.627
AMERICANWEST BAN(	AWBC	4.14
ALUMINA LTD -ADR	AWC	2.657
ALLIANCE WORLD DLF	AWF	52.194
ALLIANCE WORLD DLF	AWG	3.944

ALDERWOODS GROUI	AWGI	28.475
AMERICAN STATES W	AWR	6.665
SOUTHERN CALIF WA	AWR1	@NA
AWARE INC	AWRE	17.702
AVALON HOLDINGS C	AWX	1.112
ARCHIPELAGO HOLDI	AX	@NA
AXA -ADR	AXA	97.042
AXCAN PHARMA INC	AXCA	41.92
ANIXTER INTL INC	AXE	46.611
AXM PHARMA INC	AXJ	5.88
ACCELR8 TECHNOLO	AXK	1.887
AMERICAN AXLE & MF	AXL	91.73
T J T INC	AXLE	0.649
ACCENT OPTICAL TEC	AXNT	@NA
AXS-ONE INC	AXO	15.505
AMERICAN EXPRESS	AXP	1,153.92
AMERICAN EXPRESS	AXP1	@NA
AMREP CORP	AXR	0.618
AXIS CAPITAL HOLDIN	AXS	40.42
AXT INC	AXTI	46.171
AXSYS TECHNOLOGIE	AXYS	2.239
AXONYX INC	AXYX	68.27
ALLEGHENY ENERGY	AYE	404.766
MONONGAHELA POWI	AYE1	@NA
POTOMAC EDISON	AYE2	@NA
WEST PENN POWER	AYE3	@NA
ALLEGHENY GENERA	AYE4	@NA
ALLEGHENY ENRG SU	AYE5	@NA
ACUITY BRANDS INC	AYI	26.851
ALLIANCE NEW YORK	AYN	2.156
ALLOY STEEL INTL IN	AYSI	0.415
ALLIANZ AG -ADR	AZ	75.36
AURIZON MINES LTD	AZK	4.583
ARIZONA LAND INCOM	AZL	0.401
AZCO MINING INC/DE	AZMN	30.503
ASTRAZENECA PLC -	AZN	350.311
AUTOZONE INC	AZO	327.988
ASPEN TECHNOLOGY	AZPN	113.168
AZTAR CORP	AZR	67.093
AZZ INC	AZZ	3.099
BARNES GROUP INC	B	15.958
BOEING CO	BA	951.507
BANRO CORP	BAA	@NA
BRITISH AIRWAYS PL	BAB	14.507
NATUS MEDICAL INC/	BABY	6.578
BANK OF AMERICA C	BAC	3,115.06
BAC CAPITAL TRUST I	BAC.PU	@NA
BAC CAPITAL TRUST I	BAC.PV	@NA
BAC CAPITAL TRUST I	BAC.PW	@NA
BAC CAPITAL TRUST I	BAC.PX	@NA
BLACKROCK FL INS M	BAF	@NA

BRASKEM SA -ADR	BAK	3.181
BALTIMORE TECHNOL	BALTY	@NA
BOOKS-A-MILLION INC	BAMM	8.09
BANCFIRST CORP/OK	BANF	2.167
BANNER CORP	BANR	5.786
CREDICORP LTD	BAP	11.292
BANCORP RHODE ISL	BARI	1.711
BIOANALYTICAL SYST	BASI	1.984
BLACKROCK ADVANT	BAT	3.254
TALISMAN ENTERPRIS	BATTQ	0.01
BAXTER INTERNATION	BAX	1,018.69
BAYER AG -ADR	BAY	53.919
BANCO BILBAO VIZCA	BB	0.665
BOMBAY CO INC	BBA	114.546
NEW YORK HEALTH C	BBAL	30.501
BLACKBOARD INC	BBBB	@NA
BED BATH & BEYOND	BBBY	808.937
BANCO BRADESCO S	BBD	87.697
BRANTLEY CAPITAL C	BBDCE	2.516
BLACKROCK FL MUN I	BBF	3.024
BILL BARRETT CORP	BBG	@NA
BEASLEY BROADCAST	BBGI	4.073
BIOTECH HOLDERS TF	BBH	267.247
BLOCKBUSTER INC	BBI	232.787
BLACKROCK MUNICIP	BBK	@NA
BHP BILLITON PLC -A	BBL	1.422
BRIDGE CAPITAL HOL	BBNK	1.18
BLACK BOX CORP	BBOX	71.509
BARBEQUES GALORE	BBQZ	0.608
BARRETT BUSINESS S	BBSI	1.163
BB&T CORP	BBT	309.386
BANCO BILBAO VIZCA	BBV	48.737
BUILD-A-BEAR WORKS	BBW	@NA
BANKATLANTIC BANC	BBX	56.046
BEST BUY CO INC	BBY	1,016.61
BRUNSWICK CORP	BC	115.305
CORPBANCA -ADR	BCA	@NA
BOISE CASCADE CO -	BCC	@NA
BCE INC	BCE	85.45
BELL CANADA	BCE1	@NA
BURLINGTON COAT F	BCF	13.964
BOSTON COMMUNICA	BCGI	167.171
BANCO DE CHILE -AD	BCH	2.501
BELL CANADA INTL IN	BCICF	1.701
BONE CARE INTERNA	BCII	6.033
BANCINSURANCE CO	BCIS	0.601
BLACKROCK CA INS M	BCK	@NA
BLACKROCK CA MUN	BCL	@NA
BRINKS CO	BCO	66.176
BEACON POWER COR	BCON	611.477
BIACORE INTL AB -AD	BCOR	0.41

BALCHEM CORP -CL E	BCP	3.49
BARD (C.R.) INC	BCR	184.51
BIOCRYST PHARMACE	BCRX	23.181
BARCLAYS PLC/ENGL/	BCS	29.658
BCSB BANKCORP INC	BCSB	0.582
BLUE COAT SYSTEMS	BCSI	13.338
BLACKROCK BROAD II	BCT	1.105
BANCROFT CONVERT	BCV	1.616
CELEBRATE EXPRESS	BDAY	@NA
BELDEN CDT INC	BDC	25.167
BELDEN CDT INC-PRO	BDC.P	@NA
BLUE DOLPHIN ENERC	BDCO	2.59
BOIS D ARC ENERGY I	BDE	@NA
1838 BD-DEB TRADINC	BDF	1.592
BANDAG INC	BDG	12.365
BUDGET GROUP INC	BDGPA	9.572
BROADBAND HOLDER	BDH	62.682
BLACK & DECKER COF	BDK	192.686
FLANIGANS ENTERPR	BDL	0.249
BOUNDLESS CORP	BDLSQ	0.861
BIRNER DENTAL MGM	BDMS	0.769
BRANDYWINE REALTY	BDN	38.008
BIG DOG HOLDINGS IN	BDOG	0.767
BLONDER TONGUE LA	BDR	1.778
BIODELIVERY SCIENC	BDSI	4.761
BLACKROCK STRATEC	BDT	@NA
BLACKROCK DIV ACHI	BDV	@NA
BECTON DICKINSON &	BDX	304.372
BRADLEY PHARMACEI	BDY	83.327
BEARINGPOINT INC	BE	338.888
VERMONT TEDDY BEA	BEAR	0.666
BEA SYSTEMS INC	BEAS	2,447.73
BE AEROSPACE INC	BEAV	99.551
BEBE STORES INC	BEBE	162.329
BECKMAN COULTER II	BEC	107.522
BEACON ROOFING SU	BECN	@NA
BEDFORD PPTY INVS	BED	12.696
BEI TECHNOLOGIES IN	BEIQ	9.459
BENNETT ENVIRONME	BEL	24.677
BEL FUSE INC	BELFB	4.358
BELL MICROPRODUCT	BELM	47.491
FRANKLIN RESOURCE	BEN	208.57
BE INC	BEOSZ	11.022
S&P 500 COVERED CA	BEP	@NA
BERKLEY (W R) CORP	BER	190.94
BERKSHIRE BANCORF	BERK	0.529
BE SEMICONDUCTOR	BESI	2.031
BEVERLY ENTERPRISI	BEV	226.794
BEVSYSTEMS INTL INC	BEVI	104.859
BRIGHAM EXPLORATIC	BEXP	22.626
BALDOR ELECTRIC CC	BEZ	21.707

BASF AG -ADR	BF	26.54
BROWN-FORMAN -CL	BF.B	100.972
BRIGHT HORIZONS FA	BFAM	24.534
BENJAMIN FRANKLIN I	BFBC	@NA
BLACKROCK CA INSD	BFC	2.84
BFC FINANCIAL CORP	BFCF	1.597
BF ENTERPRISES INC	BFEN	0.196
BANKFINANCIAL CORI	BFIN	@NA
BLACKROCK MUN INC	BFK	18.498
BLUEFLY INC	BFLY	44.809
BLACKROCK FLA MUN	BFO	@NA
BBVA BANCO FRANCE	BFR	23.613
SAUL CENTERS INC	BFS	6.369
BROOKLYN FEDERAL	BFSB	@NA
BALLY TOTAL FITNESS	BFT	86.501
B-FAST CORP	BFTC	0.071
BAM ENTERTAINMENT	BFUN	159.339
BLACKROCK NY MUN	BFY	@NA
BLACKROCK CA MUN	BFZ	6.563
BUNGE LTD	BG	102.554
GENERAL CABLE COR	BGC	50.206
BGE CAPITAL TRUST I	BGE.PB	@NA
B&G FOODS HOLDING	BGF	@NA
BIG 5 SPORTING GOO	BGFVE	33.484
BRIGGS & STRATTON	BGG	84.296
BGI INC	BGII	4.862
BEMA GOLD CORP	BGO	885.494
BORDERS GROUP INC	BGP	113.938
BLACKROCK GLOBAL	BGR	@NA
BLACKROCK GLOBAL	BGT	@NA
BRITISH ENERGY PLC	BGYNY	10.276
BAR HARBOR BANKSH	BHB	0.626
BEVERLY HILLS BANC	BHBC	4.15
BLACKROCK STRATEG	BHD	@NA
BENCHMARK ELECTRO	BHE	166.022
B2B INTERNET HOLDE	BHH	21.194
BAKER HUGHES INC	BHI	586.118
NATURAL HEALTH TRE	BHIP	13
BLACKROCK CORE BC	BHK	21.263
BERKSHIRE HILLS BAN	BHL	2.71
B & H OCEAN CARRIER	BHO	0.525
BHP BILLITON LTD -AI	BHP	69.617
BROOKFIELD HOMES	BHS	35.134
BLACKROCK VA MUNI	BHV	@NA
BEVERLY HILLS WGHT	BHWW	8.286
BLACKROCK HIGH YIE	BHY	5.595
BELL INDUSTRIES INC	BI	2.325
BIO-ONE CORP	BICO	187.538
SOTHEBY'S HOLDINGS	BID	61.569
BLACKROCK FL MUNI	BIE	@NA
BOULDER GROWTH &	BIF	6.627

BIOGEN IDEC INC	BIIB	1,029.22
BIOGEN IDEC INC-PRC	BIIB.P	@NA
VIPER MOTORCYCLE (	BIK	@NA
CANNONDALE CORP	BIKEQ	6.029
BIO-RAD LABORATORI	BIO	37.433
BIOSOURCE INTERNA	BIOI	6.185
BIOMIRA INC	BIOM	317.739
BIOSCRIP INC	BIOS	71.166
BIOVERIS CORP	BIOV	@NA
BIO IMAGING TECHNO	BITI	11.763
BITSTREAM INC -CL A	BITS	4.591
BIOENVISION INC	BIVN	11.182
BIW LTD	BIW	0.194
DSL.NET INC	BIZ	763.485
BJ'S WHOLESALE CLU	BJ	323.712
BIOJECT MEDICAL TE(	BJCT	7.465
BJ'S RESTAURANTS IN	BJRI	23.383
BJ SERVICES CO	BJS	595.279
BLACKROCK CA MUNI	BJZ	2.932
BANK OF NEW YORK (	BK	693.431
BNY CAPITAL V	BK.PF	@NA
BRITTON & KOONTZ C	BKBK	0.294
BUCKLE INC	BKE	4.366
BKF CAPITAL GROUP I	BKF	4.464
BLACK HILLS CORP	BKH	40.663
BLACK HILLS POWER	BKH1	@NA
BOOKHAM INC	BKHM	21.039
BUCKEYE TECHNOLO(	BKI	21.418
BLACKROCK MUN 202	BKK	@NA
BERKELEY TECHNOL(	BKLYY	@NA
BANK MUTUAL CORP	BKMU	86.612
BLACKROCK INVT QUI	BKN	4.732
BANK OF OAK RIDGE	BKOR	@NA
BAKER (MICHAEL) COI	BKR	5.06
BAKERS FOOTWEAR (	BKRS	@NA
BARNES & NOBLE INC	BKS	146.981
BANK SOUTH CAROLIN	BKSC	0.469
BROOKSTONE INC	BKST	29.333
BLACKROCK INCOME	BKT	29.028
BANKUNITED FINANCI	BKUNA	34.704
BANK OF WILMINGTON	BKWW	0.657
BLAIR CORP	BL	4.888
BELO CORP -SER A C	BLC	88.972
BALDWIN TECHNOLO(	BLD	20.449
BALLARD POWER SYS	BLDP	129.156
BUILDERS FIRSTSOUF	BLDR	@NA
BLACKROCK MUNI INC	BLE	@NA
LIGHTFIRST INC-REDH	BLF	@NA
BLACKROCK NY MUNI	BLH	1.665
BIG LOTS INC	BLI	169.981
BLACKROCK NJ MUNI(	BLJ	@NA

BLACKROCK INC	BLK	21.214
BLACKBAUD INC	BLKB	@NA
BALL CORP	BLL	241.273
BELMONT BANCORP	BLMT	0.729
BLACKROCK N Y INSD	BLN	2.889
BELLSOUTH CORP	BLS	1,247.36
BIO-LOGIC SYSTEMS (	BLSC	1.778
BOSTON LIFE SCIENC	BLSI	4.242
BLOUNT INTL INC	BLT	5.399
BIOLASE TECHNOLOG	BLTIE	155.862
BLUE CHIP VALUE FD	BLU	14.574
IMMUCOR INC	BLUD	219.121
BLUE MARTINI SOFTW	BLUE	9.964
BLACKROCK LTD DUR	BLW	@NA
BANCO LATINOAMERI(	BLX	27.098
BMC SOFTWARE INC	BMC	618.109
BIRCH MOUNTAIN RES	BMD	@NA
BLACKROCK HEALTH :	BME	@NA
BIOMET INC	BMET	492.454
BUILDING MATERIALS	BMHC	12.399
BADGER METER INC	BMI	2.711
BRANDMAKERS INC	BMKS	9.849
BIMINI MORTGAGE MC	BMM	@NA
BMC INDUSTRIES INC	BMMI	39.122
BLACKROCK MUN TAF	BMN	12.943
BIOMED REALTY TRUS	BMR	@NA
BANK MARIN CORTE M	BMRC	0.41
BIOMARIN PHARMACE	BMRN	208.543
BEMIS CO INC	BMS	131.182
BLACKROCK INSD MU	BMT	6.83
BRYN MAWR BANK CC	BMTC	2.208
BRISTOL-MYERS SQUI	BMY	1,499.76
BANTA CORP	BN	29.615
BLACKROCK INCOME	BNA	11.724
BNCCORP INC	BNCC	1.379
BNC BANCORP	BNCN	0.739
BOWNE & CO INC	BNE	20.998
BENETTON GROUP SF	BNG	1.003
BENIHANA INC -CL A	BNHNA	4.96
BURLINGTON NORTHE	BNI	306.739
BURLINGTON NORTHE	BNI1	@NA
BLACKROCK NJ MUN I	BNJ	2.546
TD BANKNORTH INC	BNK	69.527
BUNZL PLC -ADR	BNL	0.56
BRASCAN CORP -CL A	BNN	15.855
BNP RESIDENTIAL PR(	BNP	1.606
BIONUMERIK PHARMA	BNPI	@NA
BNP PARIBAS SA -ADI	BNPZY	@NA
BONSO ELECTRONIC I	BNSO	8.818
BENTLEY PHARMACE(	BNT	28.715
BLACKROCK NY MUN	BNY	4.674

BOB EVANS FARMS	BOBE	36.251
BUSINESS OBJECTS S	BOBJ	327.055
BANK OF COMMERCE	BOCH	0.497
BOFI HOLDING INC	BOFI	@NA
BANCSHARES OF FLO	BOFL	1.835
BOGEN COMMUNICAT	BOGN	0.724
BANK OF HAWAII COR	BOH	63.189
BOK FINANCIAL CORP	BOKF	11.663
BAUSCH & LOMB INC	BOL	125.336
BANK OF MCKENNEY	BOMK	0.318
BON-TON STORES INC	BONT	10.223
COLLEGIATE PACIFIC	BOO	3.592
DYNAMIC MATERIALS	BOOM	0.885
LACROSSE FOOTWEA	BOOT	0.858
BOOTS GROUP PLC -/	BOOYY	@NA
BOARDWALK BANK/NJ	BORD	1.871
BORLAND SOFTWARE	BORL	276.83
BOSTON ACOUSTICS I	BOSA	1.31
BOS BETTER ONLINE S	BOSC	1.511
BOWATER INC	BOW	137.675
BOWATER PULP & PAI	BOW1.	@NA
BOARDWALK REAL ES	BOWFF	6.467
BOC GROUP PLC -ADI	BOX	4.83
BOYKIN LODGING CO	BOY	10.816
BP PLC -ADR	BP	828.955
BIOSANTE PHARMACE	BPA	3.707
BOSTON PRIVATE FIN	BPFH	31.953
BLUEPHOENIX SOLUT	BPHX	1.801
BLACKROCK MUNI 201	BPK	6.734
BUCKEYE PARTNERS	BPL	8.803
BADGER PAPER MILLS	BPMI	0.436
BROOKFIELD PROPER	BPO	46.798
POPULAR INC	BPOP	101.724
BLACKROCK PFD OPP	BPP	@NA
BIOPROGRESS PLC	BPRG	3.196
BLACKROCK PA STRA	BPS	0.971
BP PRUDHOE BAY RO	BPT	37.267
BIOPURE CORP	BPUR	167.248
BLACKROCK NY MUNI	BQH	@NA
BLACKROCK INVT QLT	BQT	15.625
S&P QUALITY RANKIN	BQY	@NA
BURLINGTON RESOUI	BR	824.934
BRUNSWICK BANCOR	BRB	0.159
BLUE RIVER BANCSH/	BRBI	1.077
BIG ROCK BREWERY I	BRBMF	0.028
BRADY CORP	BRC	19.766
BROCADE COMMUNIC	BRCD	3,185.19
BROADCOM CORP -C	BRCM	2,955.15
BRIDGE TECHNOLOG\	BRDG	0.823
BRE PROPERTIES -CL	BRE	41.121
BREK ENERGY CORP	BREK	5.934

BLACKROCK FLA INSD	BRF	1.859
BG GROUP PLC -ADR	BRG	4.786
BRIDGFORD FOODS C	BRID	1.837
BERKSHIRE HATHAWA	BRK.A	0.093
BROOKLINE BANCORP	BRKL	88.746
BROOKLINE BANCORP	BRKL.P	@NA
BRUKER BIOSCIENCES	BRKR	23.449
BROOKS AUTOMATION	BRKS	216.265
BROOKTROUT INC	BRKT	11.891
BARR PHARMACEUTIC	BRL	326.514
BRILLIAN CORP	BRLC	4.846
BIO REFERENCE LABS	BRLI	40.276
BLACKROCK INSD MU	BRM	8.07
BRIGHTMAIL INC-REDI	BRML	@NA
BARNWELL INDUSTRIE	BRN	0.18
BROWN & BROWN INC	BRO	87.789
BRASIL TELECOM PAR	BRP	47.511
BRT REALTY TRUST	BRT	1.799
BARRISTER GLOBAL S	BRTR	0.005
BRISTOL WEST HOLDI	BRW	@NA
BERRY PETROLEUM -	BRY	6.381
BRIAZZ INC	BRZZQ	3.876
BSB BANCORP	BSBN	9.038
BEAR STEARNS COMP	BSC	310.302
BLACKROCK STRATEG	BSD	2.46
BLACKROCK NY INS M	BSE	@NA
BOSTON EDISON CO	BSE1	@NA
BASSETT FURNITURE	BSET	6.938
BISYS GROUP INC	BSG	242.777
BLUE SQUARE-ISRAEL	BSI	0.791
BIOSPHERE MEDICAL	BSMD	10.953
BRITESMILE INC	BSML	11.878
AMER STRATEGIC INC	BSP	6.082
BSQUARE CORP	BSQR	55.835
SIERRA BANCORP/CA	BSRR	2.71
BRIGHTSTAR CORP-R	BSTA	@NA
BIOSPECIFICS TECHN	BSTC	1.109
BIOSITE INC	BSTE	153.238
BESTWAY INC	BSTW	0.089
BOSTON SCIENTIFIC C	BSX	1,597.36
BOE FINL SVCS VA INC	BSXT	0.123
BRITISH SKY BRDCST	BSY	3.951
BT GROUP PLC -ADR	BT	18.302
BOULDER TOTAL RETI	BTF	5.205
BANCTRUST FINANCIA	BTFG	2.392
BLYTH INC	BTH	40.022
BENTHOS INC	BTHS	0.275
BRITISH AMERN TOB F	BTI	13.976
BATTERY TECHNOLOG	BTIOQ	4.712
BOLT TECHNOLOGY C	BTJ	1.134
BIOTELEMETRIC SIGN	BTLGF	0.029

BRASIL TELECOM SA	BTM	5.63
BALLANTYNE OF OMA	BTN	9.941
HANCOCK J BK&THRIF	BTO	47.717
BIOTRANSPLANT INC	BTRNQ	58.549
BARRIER THERAPEUT	BTRX	@NA
PEABODY ENERGY CC	BTU	176.691
BTU INTERNATIONAL I	BTUI	4.321
BIOTIME INC	BTX	4.548
BUCA INC	BUCAE	34.801
BUCYRUS INTERNATIC	BUCY	0
ANHEUSER-BUSCH CC	BUD	603.008
BUHRMANN N V -ADR	BUH	2.373
BULL RUN CORP	BULL	2.441
SCHLOTZSKY'S INC	BUNZQ	4.033
BURNHAM HOLDINGS	BURCA	0.071
FIRST BUSEY CORP -(	BUSE	2.712
BUTLER INTERNATION	BUTLE	14.528
BUY.COM -REDH	BUYY	@NA
BAY VIEW CAPITAL CC	BVC	4.279
BINDVIEW DEVELOPM	BVEW	47.991
BIOVAIL CORP	BVF	547.087
COMPNIA MINAS BUEN	BVN	66.963
BROADVISION INC	BVSN	102.552
BOVIE MEDICAL CORF	BVX	6.643
BRUSH ENGINEERED	BW	13.035
BORGWARNER INC	BWA	130.63
BREAKAWAY SOLUTIC	BWAY	2.459
BWC FINANCIAL CORF	BWCF	0.535
BACKWEB TECHNOLO	BWEB	98.126
BALDWIN & LYONS -C	BWINB	1.561
BOWL AMERICA INC -(	BWL.A	0.22
BUFFALO WILD WINGS	BWLD	6.16
BROADWING CORP	BWNG	178.8
BROWN SHOE CO INC	BWS	34.801
BLUELINX HOLDINGS I	BXC	@NA
BLUEGREEN CORP	BXG	10.845
BEXIL CORP	BXL	0.699
BOSTON PROPERTIES	BXP	79.95
BANCORPSOUTH INC	BXS	17.827
BROOKE CORP	BXX	0.975
BACK YARD BURGERS	BYBI	3.144
BOYD GAMING CORP	BYD	93.808
BROADWAY FINANCIA	BYFC	0.495
SINOPEC BEIJ YAN PE	BYH	5.855
BLACKROCK INSD MU	BYM	@NA
BEYOND.COM CORP	BYNDQ	0.407
BAYOU STEEL CORP -	BYUA	2.329
BAIRNCO CORP	BZ	1.319
BLACKROCK CA MUNI	BZA	@NA
BRAZIL FUND	BZF	9.141
BEAZER HOMES USA I	BZH	411.43

BRAZILIAN EQUITY FD	BZL	2.253
BLACKROCK MD MUNI	BZM	@NA
BRAZAURO RESOURC	BZOFF	0.152
CITIGROUP INC	C	3,402.06
CITIGROUP GLOBAL M	C2	@NA
COMPUTER ASSOCIAT	CA	915.446
CAPITAL ALLIANCE IN	CAA	0.354
CABELAS INC	CAB	@NA
CABG MEDICAL INC	CABG	@NA
CAMDEN NATIONAL C	CAC	1.582
CASCADE BANCORP	CACB	6.38
CREDIT ACCEPTANCE	CACCE	8.751
CACHE INC	CACH	15.213
CARRIER ACCESS CO	CACSE	36.598
CAM COMM SOLUTION	CADA	1.724
CASCADE CORP	CAE	8.751
CALIFORNIA ENGELS I	CAEN	0.008
HOST AMERICA CORP	CAFE	2.591
CAMCO FINANCIAL CC	CAFI	3.198
CONAGRA FOODS INC	CAG	522.117
CARDINAL HEALTH IN	CAH	704.455
CACI INTL INC -CL A	CAI	96.029
CANON INC -ADR	CAJ	39.554
CHEESECAKE FACTOI	CAKE	251.17
CONTINENTAL AIRLS I	CAL	527.497
CATALINA LIGHTING IN	CALA	0.728
CALIFORNIA COASTAL	CALC	3.911
CALLIDUS SOFTWARE	CALD	11.291
CALLWAVE INC	CALL	@NA
CAL-MAINE FOODS IN	CALM	49.403
CALIPER LIFE SCIENC	CALP	40.833
COOPER CAMERON C	CAM	217.661
CALIFORNIA MICRO DI	CAMD	43.71
CALAMP CORP	CAMP	38.662
CAMTEK LTD	CAMT	5.079
CANDIE'S INC	CAND	35.667
CARREKER CORP	CANI	43.909
CSK AUTO CORP	CAO	72.4
CREATIVE COMPUTEF	CAP	1.497
CAPTARIS INC	CAPA	51.683
CAPITAL CROSSING B	CAPX	4.919
HEALTHESSENTIALS S	CARE	@NA
CARRINGTON LABORA	CARN	12.531
CAPITAL AUTOMOTIVE	CARS	42.975
CASTLE (A M) & CO	CAS	5.418
MEXICAN RESTAURAN	CASA	0.715
CASCADE FINANCIAL (	CASB	2.312
META FINANCIAL GRO	CASH	0.291
CARESIDE INC	CASI	1.898
CASS INFORMATION S	CASS	0.541
CASEYS GENERAL ST	CASY	34.24

CATERPILLAR INC	CAT	595.174
CATERPILLAR INC-PRI	CAT.F	@NA
CATERPILLAR FINANC	CAT1	@NA
CAMBR ANTIBODY TE(	CATG	10.066
CATALYST SEMICOND	CATS	23.103
CATAPULT COMMUNIC	CATT	9.293
CATHAY GENERAL BA	CATY	21.056
CANYON RESOURCES	CAU	47.241
CAVALIER HOMES INC	CAV	5.31
CAVALRY BANCORP IN	CAVB	1.26
CCA INDUSTRIES INC	CAW	5.7
CHUBB CORP	CB	361.152
BRILLIANCE CHINA AU	CBA	10.078
COLONY BANKCORP I	CBAN	0.309
CINCINNATI BELL INC	CBB	303.291
COLUMBIA BANCORP/	CBBO	3.906
CAPITOL BANCORP LT	CBC	4.447
CITIZENS BANKING CC	CBCF	26.96
PAO DE ACUCAR BRA	CBD	34.89
COOPER INDUSTRIES	CBE	115.846
CB RICHARD ELLIS GF	CBG	@NA
COMMERCE BANCORI	CBH	437.757
COMMERCE CAPITAL	CBHJP	@NA
CHICAGO BRIDGE & IF	CBI	95.27
COMMUNITY BK SHAR	CBIN	0.232
CENTURY BUSINESS S	CBIZ	39.893
CAMBIOR INC	CBJ	148.286
CHRISTOPHER & BANI	CBK	124.267
CAPITAL BANK CORP/I	CBKN	2.576
CBL & ASSOCIATES PI	CBL	37.328
CAMBREX CORP	CBM	45.273
COLUMBIA BANCORP	CBMD	2.571
ACACIA RESEARCH-C(	CBMX	45.964
CORNERSTONE BANC	CBN	0.151
COMMUNITY BK NORT	CBNV	2.27
COMMUNITY BANCOR	CBON	@NA
CIBER INC	CBR	86.555
CBR BREWING CO INC	CBRAF	0.02
CBRL GROUP INC	CBRL	163.855
COLUMBIA LABORATC	CBRX	91.802
COMMERCE BANCSHA	CBSH	33.747
COMPASS BANCSHAR	CBSS	110.252
CUBIST PHARMACEUT	CBST	123.591
CABOT CORP	CBT	52.334
COMMONWEALTH BIO	CBTE	3.457
COMMUNITY BANK SY	CBU	13.385
CUTTER & BUCK INC	CBUK	7.136
CIRCUIT CITY STORES	CC	953.171
COLONIAL CALIF INSD	CCA	1.07
CALA CORP	CCAA	4.277
COMMUNITY CENTRAI	CCBD	0.59

CAPITAL CITY BK GRO	CCBG	2.606
COMMERCIAL CAPITA	CCBI	53.262
C-COR INC	CCBL	62.913
CENTRAL COAST BAN	CCBN	2.945
COMM BANCORP INC	CCBP	0.17
CALGON CARBON COI	CCC	15.49
CCC INFORMATION S\	CCCG	15.487
CONCORDE CAREER (	CCDC	7.929
COCA-COLA ENTERPF	CCE	307.194
CEYONIQ AG -ADR	CCEQQ	@NA
CHASE CORP	CCF	0.412
CCSB FINANCIAL COR	CCFB	0.638
CCF HOLDING CO	CCFH	0.702
CCC GLOBALCOM COI	CCGC	2.904
COCA COLA HELLENIC	CCH	0.251
CROWN CASTLE INTL	CCI	338.515
CAMECO CORP	CCJ	29.97
CROWN HOLDINGS IN	CCK	318.206
CIRCUIT CITY STORES	CCKM.CM	@NA
CARNIVAL CORP	CCL	698.302
CABOT MICROELECTF	CCMP	210.88
CABLETEL COMMUNIC	CCMTF	1.326
CNB FINANCIAL CORP	CCNE	2.945
CAPITAL CORP OF THI	CCOWD	7.084
CONCORD COMMUNIC	CCRD	31.684
CROSS COUNTRY HE/	CCRN	81.197
COMPUCREDIT CORP	CCRT	45.067
CLEAR CHANNEL COM	CCU	950.105
CONCURRENT COMPU	CCUR	185.007
CENDANT CORP	CD	1,255.36
COMPUDYNE CORP	CDCYE	9.884
COEUR D'ALENE MINE	CDE	786.766
CELLDEX THERAPEUT	CDEX	@NA
CDI CORP	CDI	14.943
CARDIODYNAMICS INT	CDIC	57.271
CAL DIVE INTERNATIO	CDIS	96.683
CITADEL BROADCAST	CDL	45.352
CADMUS COMMUNICA	CDMS	2.777
CADENCE DESIGN SY	CDN	522.26
CEDAR SHOPPING CE	CDR	7.884
CITADEL SECURITY S(	CDSS	39.32
CEDARA SOFTWARE (	CDSW	4.777
CORPORACION DURA	CDURQ	0.881
CD&L INC	CDV	5.69
CDW CORP	CDWC	412.592
CD WAREHOUSE INC	CDWI	0.364
CATELLUS DEVELOPM	CDX	82.87
CARDERO RESOURCE	CDY	@NA
CELANESE CORP	CE	@NA
CHINA EASTERN AIRLI	CEA	1.613
CEATECH USA INC	CEAH	0.119

CENTRAL BANCORP IN	CEBK	1.297
CEC ENTERTAINMENT	CEC	87.796
CECO ENVIRONMENT/	CECE	0.586
CAREER EDUCATION (	CECO	518.828
CECS CORP	CECS	1.268
CASTLE ENERGY COR	CECX	1.017
CENTRAL EUROPEAN	CEDC	79.938
CENTRAL EUROPE & F	CEE	5.064
CENTRAL FUND CANA	CEF	56.857
CONSTELLATION ENE	CEG	178.445
BALTIMORE GAS & EL	CEG1	@NA
SAFE HARBOR WATEF	CEG2	@NA
CELL GENESYS INC	CEGE	75.352
CRESCENT R E EQUIT	CEI	97.063
GRUPO IUSACELL SA	CEL	4.452
CELGENE CORP	CELG	761.259
BRIGHTPOINT INC	CELL	180.082
CERIDIAN CORP	CEN	104.283
CENTRAL FREIGHT LI	CENF	10.155
CENTRAL GARDEN & F	CENT	30.217
CENTURY ALUMINUM	CENX	22.925
CNOOC LTD -ADR	CEO	15.717
CEPHALON INC	CEPH	463.737
CERES GROUP INC	CERG	38.137
CERNER CORP	CERN	233.974
CONCERO INC	CERO	4.11
CERUS CORP	CERS	62.697
CERTICOM CORP	CERTF	0.62
CATALYTICA ENERGY	CESI	4.699
CHINA ENERGY SAVN	CESV	0.165
CENTRAL SECURITIES	CET	3.667
CENTRL EUROPEAN M	CETV	34.701
EATON VANCE CA MU	CEV	3.347
CEVA INC	CEVA	25.592
CANNON EXPRESS IN	CEXP	2.478
CERTEGY INC	CEY	50.083
COMMERCIAL FEDER/	CFB	42.621
COUNTRYWIDE FINAN	CFC	1,908.76
CFC INTERNATIONAL I	CFCI	0.543
COASTAL FINANCIAL (	CFCP	6.134
40/86 STRATEGIC INC	CFD	5.356
COMMUNITY FINL COF	CFFC	0.505
C&F FINANCIAL CORP	CFFI	1.493
CAPITOL FEDERAL FIN	CFFN	21.283
CROWN FINANCIAL HL	CFGI	8.8
COAST FINANCIAL HO	CFHI	1.35
CULP INC	CFI	16.919
CE FRANKLIN LTD	CFK	2.569
CALIF FIRST NATIONA	CFNB	1.644
CARDINAL FINANCIAL	CFNL	6.579
CULLEN/FROST BANK	CFR	42.039

COMFORCE CORP	CFS	7.796
CITIZENS FIRST FINL (	CFSB	0.383
COLLEGIATE FUNDINC	CFSI	@NA
CANO PETROLEUM IN	CFW	0.004
CONSOLIDATED FREI(	CFWEQ	4.382
COLONIAL INSD MUN I	CFX	1.535
LOEWS CP-CAROLINA	CG	90.164
CORUS GROUP PLC -,	CGA	12.699
CASCADE NATURAL G	CGC	6.559
COMMERCE GROUP C	CGCO	4.4
COMPUGEN LTD	CGEN	23.416
CYBERGUARD CORP	CGFW	29.71
COMMERCE GROUP IN	CGI	11.311
CAGLE'S INC -CL A	CGL.A	0.612
CONGOLEUM CORP -(	CGM	4.145
COGNITRONICS CORF	CGN	1.367
COGNEX CORP	CGNX	82.805
COLORADO INTERSTA	CGP1	@NA
COLLAGENEX PHARM,	CGPI	30.431
CAE INC	CGT	6.764
CORGENTECH INC	CGTK	@NA
CRISTALERIAS DE CHI	CGW	0.64
CONSOLIDATED GRAF	CGX	11.653
CHILE FUND INC.	CH	8.454
CHINA TELECOM COR	CHA	38.614
CHAMPION ENTERPRI	CHB	82.316
CHARTERMAC	CHC	33.868
COMSTOCK HOMEBUI	CHCI	@NA
CHINA CONTINENTAL	CHCL	214.229
CITY HOLDING COMPA	CHCO	8.947
CHURCH & DWIGHT IN	CHD	53.835
CHURCHILL DOWNS IN	CHDN	3.057
CHINDEX INTL INC	CHDX	11.189
CHEMED CORP	CHE	20.899
CHEUNG KONG HLDG!	CHEUY	@NA
CHEVIOT FINANCIAL C	CHEV	@NA
CHEMICAL FINANCIAL	CHFC	6.901
CHARTER FINANCIAL (	CHFN	3.863
CH ENERGY GROUP IN	CHG	10.81
CENTRAL HUDSON GA	CHG1	@NA
CHOICE HOTELS INTL	CHH	26.696
CALAMOS CONV OPP .	CHI	@NA
CHARLOTTE RUSSE H	CHIC	48.342
CDC CORP	CHINA	1,131.13
CHIRON CORP	CHIR	464.561
CHESAPEAKE ENERG`	CHK	683.636
CHEROKEE INC/DE	CHKE	4.386
CHECK POINT SOFTW.	CHKP	904.375
CHECKERS DRIVE-IN I	CHKR	31.406
CHINA MOBILE HONG	CHL	118.621
CENTENNIAL SPECLT`	CHLE	0.849

CHRONIMED INC	CHMD	24.434
CHAMPION INDUSTRIE	CHMP	2.219
CHINA FUND INC	CHN	29.126
CHANNELL COMMERC	CHNL	1.192
CHINA NATURAL RESC	CHNR	9.234
COHO ENERGY INC	CHOHQ	0.005
C&D TECHNOLOGIES I	CHP	31.947
CONVERIUM HOLDING	CHR	2.382
CHORDIANT SOFTWAI	CHRD	139.619
CHEROKEE INTERNAT	CHRK	@NA
CHARMING SHOPPES	CHRS	161.961
CHARTERED SEMICOI	CHRT	85.217
C H ROBINSON WORLI	CHRW	116.538
COMPUTER HORIZONS	CHRZ	33.501
CHICOS FAS INC	CHS	667.965
CHUNGHWA TELECOM	CHT	96.723
CHARTER COMMUNIC	CHTR	1,971.75
CHATTEM INC	CHTT	56.302
CHINA UNICOM LTD -A	CHU	116.77
O'CHARLEY'S INC	CHUX	66.322
CALAMOS CONV & HIG	CHY	@NA
CHITTENDEN CORP	CHZ	32.137
CIGNA CORP	CI	323.353
CITIZENS INC	CIA	6.09
BANCOLOMBIA SA -AI	CIB	9.789
COMMUNITY INVS BAI	CIBI	0.366
CIENA CORP	CIEN	2,918.50
COLONIAL INTERM HI	CIF	10.288
CIA ENERGETICA MIN/	CIG	42.613
CAPITAL & INCM STRT	CII	@NA
CREDIT SUISSE ASST	CIK	21.133
CIM HIGH YIELD SEC	CIM	3.416
CIMATRON LTD	CIMT	1.196
CINERGY CORP	CIN	207.082
CINCINNATI GAS & ELI	CIN1	@NA
PSI ENERGY INC	CIN3	@NA
CINCINNATI FINANCIA	CINF	100.943
CIPHERGEN BIOSYSTI	CIPH	51.311
CIRCOR INTL INC	CIR	7.156
CIT GROUP INC	CIT	276.983
CANTERBURY CONSU	CITI	2.323
COMSYS IT PARTNERS	CITP	@NA
AVALON CORRECTION	CITY	0.638
CFS BANCORP INC	CITZ	4.845
COMPX INTERNATION	CIX	2.517
CITIZENS HOLDING CO	CIZ	0.204
CENTRAL JERSEY BAI	CJBK	0.165
CONE MILLS CORP	CJML	33.587
CORUS ENTERTAINME	CJR	0.575
CROMPTON CORP	CK	114.354
COLLINS & AIKMAN CO	CKC	66.177

CLICK COMMERCE IN	CKCM	24.659
CARMIKE CINEMAS IN	CKEC	2.239
CHECKFREE CORP	CKFR	368.702
SEACOR HOLDINGS IN	CKH	22.978
CASH SYSTEMS INC	CKN	3.079
COMPASS KNOWLEDG	CKNO	0.955
CHECKPOINT SYSTEM	CKP	41.269
CEDRIC KUSHNER PR	CKPI	7.711
CKE RESTAURANTS IN	CKR	103.982
CLICKSOFTWARE TEC	CKSW	49.388
CALCASIEU REAL EST	CKX	0.094
CKX INC	CKXE	0.048
COLGATE-PALMOLIVE	CL	511.888
CLASSIC BANCSHARE	CLAS	0.686
CORE LABORATORIES	CLB	25.767
CAROLINA BANK HOLI	CLBH	0.889
COMMERCIAL BANKSH	CLBK	2.248
CALIBER LEARNING N	CLBRQ	0.112
CLARCOR INC	CLC	47.593
COLLECTORS UNIVER	CLCT	2.725
CLINICAL DATA INC	CLDA	0.343
CELADON GROUP INC	CLDN	12.3
CLAIRES STORES INC	CLE	236.043
US LEC CORP	CLEC	13.775
CLEVELAND-CLIFFS IN	CLF	38.392
CENTER FINANCIAL C	CLFC	8.121
CUMBERLAND RESOU	CLG	@NA
CELLEGY PHARMACE	CLGY	11.542
CLEAN HARBORS INC	CLHB	69.659
CARLISLE HOLDINGS I	CLHL	3.211
MACK-CALI REALTY C	CLI	66.316
CALICO COMMERCE IN	CLIC	7.785
CLARK INC	CLK	15.155
CORNERSTONE STRA	CLM	4.518
CALAMOS ASSET MAN	CLMS	@NA
CELSION CORP	CLN	161.199
COLONIAL PROPERTIE	CLP	22.905
COLONIAL PPTYS TST	CLP.P	@NA
CLARIA CORP-REDH	CLRA	@NA
COLOR KINETICS INC	CLRK	@NA
CLARUS CORP	CLRS	18.259
CLARIENT INC	CLRT	56.893
CELESTICA INC	CLS	443.168
CLOSURE MEDICAL C	CLSR	20.229
CELLSTAR CORP	CLSTE	34.562
CELERITEK INC	CLTK	12.022
COMPLETEL EUROPE	CLTLF	@NA
CANADA LIFE FINL CO	CLU	4.946
EURO TECH HOLDING	CLWT	2.175
CALLOWAY'S NURSER	CLWY	2.256
CLOROX CO/DE	CLX	279.601

CALYPSO WIRELESS I	CLYW	13.656
CANDELA CORP	CLZR	75.013
COLES MYER LTD -AD	CM	0.196
COMERICA INC.	CMA	269.844
COMMUNITY BANCOR	CMBC	1.503
COMMERCIAL METALS	CMC	46.746
COLUMBUS MCKINNO	CMCO	13.275
COMCAST CORP	CMCSA	2,043.44
CRITICARE SYSTEMS	CMD	5.775
CHICAGO MERC EXCH	CME	48.618
COMMERCIAL CONCE	CMEC	9.649
CMGI INC	CMGI	1,272.47
CUMMINS INC	CMI	188.663
COLONIAL INTERMKT	CMK	3.994
COACTIVE MARKETIN	CMKG	4.002
CUMULUS MEDIA INC	CMLS	131.525
CRIIMI MAE INC	CMM	12.332
CANTEL MEDICAL CO	CMN	7.974
CORIMON CA -ADR	CMNFY	0.003
COMPUTER NETWORK	CMNT	120.698
CAPSTEAD MORTGAG	CMO	52
CREDENCE SYSTEMS	CMOS	326.628
COMPASS MINERALS	CMP	8.144
COLD METAL PRODUC	CMPI	0.118
CHAMPPS ENTMT INC	CMPP	12.937
COMPEX TECHNOLOG	CMPX	23.761
CATHAY MERCHANT G	CMQ	11.988
COMMERCE ONE INC	CMRCQ	89.056
CASUAL MALE RETAIL	CMRG	84.122
COMARCO INC	CMRO	2.391
CMS ENERGY CORP	CMS	404.487
CONSUMERS ENERGY	CMS1	@NA
CORE MOLDING TECH	CMT	1.685
COMTECH TELECOMM	CMTL	109.911
COPPER MTN NETWO	CMTN	5.302
COM21 INC	CMTOQ	35.607
COMMUNITY BANKS IN	CMTY	2.749
COLONIAL MUNI INC T	CMU	6.964
COMVERSE TECHNOL	CMVT	718.531
CAREMARK RX INC	CMX	693.459
CHINA NETCOM GROU	CN	@NA
CNA FINANCIAL CORP	CNA	63.619
COMMERCIAL NATL FI	CNAF	0.297
COLONIAL BANCGROU	CNB	74.194
CENTER BANCORP IN	CNBC	5.16
CENTURY BANCORP II	CNBKA	1.477
CNB HOLDINGS INC	CNBY	@NA
CENTENE CORP	CNC	104.53
CONNETICS CORP	CNCT	77.61
CANDLEWOOD HOTEL	CNDL	4.934
CNE GROUP INC	CNE	2.092

CNET NETWORKS INC	CNET	308.921
CNF INC	CNF	97.638
CITIZENS FINANCIAL C	CNFL	0.171
CAMBRIDGE ENERGY	CNGG	9.939
CNH GLOBAL NV	CNH	21.504
CANADIAN NATIONAL	CNI	109.229
CLECO CORP	CNL	58.487
CLECO POWER LLC	CNL1	@NA
CONOLOG CORP	CNLG	0.883
COLONIAL N Y INSD M	CNM	0.618
CONMED CORP	CNMD	45.064
PROSPECT STREET IN	CNN	3.35
CONSECO INC	CNO	676.188
CENTERPOINT ENERG	CNP	468.779
CENTERPOINT ENERG	CNP3	@NA
CENTERPOINT ENRG I	CNP6	@NA
CANADIAN NATURAL F	CNQ	29.081
CONCUR TECHNOLOG	CNQR	92.803
CANARGO ENERGY C	CNR	13.373
CONRAD INDUSTRIES	CNRD	0.856
CINRAM INTERNATION	CNRMF	0.734
CORNERSTONE INTEF	CNRSQ	1.717
COHEN & STEERS INC	CNS	@NA
CONSTAR INTERNATI	CNST	24.691
CENTERPOINT PROPE	CNT	36.287
CHINA TECHFAITH WI	CNTF	@NA
CENTURY CASINOS IN	CNTY	4.281
CONTINUCARE CORP	CNU	11.959
CITY INVESTING CO LI	CNVLZ	0.296
CONVERA CORP	CNVR	12.761
CANCERVAX CORP	CNVX	9.993
CONSOL ENERGY INC	CNX	90.691
CNS INC	CNXS	14.814
CONEXANT SYSTEMS	CNXT	1,429.65
CARVER BANCORP IN	CNY	1.242
CORRPRO COMPANIE	CO	8.958
COACHMEN INDUSTRI	COA	11.405
PENNSYLVANIA COMM	COBH	0.605
COBRA ELECTRS COR	COBR	2.41
COBIZ INC	COBZ	5.035
COASTCAST CORP	COCA	1.726
CORINTHIAN COLLEGI	COCO	460.346
COLUMBIA EQUITY TR	COE	@NA
COMMODORE ENVIRC	COES	11.302
CAPITAL ONE FINL CO	COF	885.591
CABOT OIL & GAS COF	COG	60.873
COGNOS INC	COGN	242.033
COMTECH GROUP INC	COGO	0.057
COGENT INC	COGT	@NA
COACH INC	COH	974.325
COHERENT INC	COHR	44.511

COHESANT TECHNOL	COHT	1.18
COHU INC	COHU	28.296
COGENT COMMUNICA	COI	0.261
MICRUS CORP -REDH	COIL	@NA
COCA-COLA BTLNG C	COKE	6.252
ROCKWELL COLLINS I	COL	146.535
COLUMBIA BANKING S	COLB	9.396
COLLINS INDUSTRIES	COLLE	1.743
COLUMBIA SPORTSWI	COLM	97.114
COLT TELECOM GROU	COLT	16.573
ATX COMMUNICATION	COMMQ	7.406
3COM CORP	COMS	926.917
CONN'S INC	CONN	6.522
CONOR MEDSYSTEMS	CONR	@NA
COOPER COMPANIES	COO	106.463
COOPER COMPANIES·	COO.P	@NA
MAJESCO ENTERTAIN	COOL	0.149
COOPERATIVE BANKS	COOP	0.842
CONOCOPHILLIPS	COP	524.638
CORTEX PHARMACEU	COR	28.995
CORILLIAN CORP	CORI	76.037
CORUS BANKSHARES	CORS	9.863
CORCEPT THERAPEU	CORT	@NA
COSI INC	COSI	30.475
COSINE COMMUNICAT	COSN	20.322
COSTCO WHOLESALE	COST	1,201.69
COTT CORP QUE	COT	38.76
COX TECHNOLOGIES	COXT	6.802
CORPORATE HIGH YIE	COY	21.803
CANADIAN PACIFIC RA	CP	32.696
CPAC INC	CPAK	1.932
CAMPBELL SOUP CO	CPB	258.488
CENTRAL PARKING C	CPC	40.321
CIPRICO INC	CPCI	1.818
CARACO PHARMACEU	CPD	19.166
CALLON PETROLEUM	CPE	15.678
CENTRAL PACIFIC FIN	CPF	6.265
CEPHEID INC	CPHD	79.236
CAPITAL PACIFIC HOL	CPHJ	1.135
CAPITAL PROPERTIES	CPI	0.26
CHESAPEAKE UTILITIE	CPK	2.59
CALIFORNIA PIZZA KIT	CPKI	84.272
CPFL ENERGY INC -AI	CPL	@NA
CALPINE CORP	CPN	2,048.71
COPANO ENERGY LLC	CPNO	@NA
CHAMPNSHIP AUTO R	CPNT	28.684
CORN PRODUCTS INT	CPO	61.882
COPART INC	CPRT	153.194
CHOICEPOINT INC	CPS	112.924
COMPUTER PROGRAM	CPSI	12.749
CONSUMER PORTFOL	CPSS	7.179

CAPSTONE TURBINE (	CPST	217.727
CAMDEN PROPERTY T	CPT	34.942
CAMDEN PROPERTY T	CPT.P	@NA
CRITICAL PATH INC	CPTH	37.409
CTC COMMUNICATION	CPTLQ	3.85
CONCEPTUS INC	CPTS	88.751
CAPTIVA SOFTWARE (	CPTV	27.519
CORRECTIONAL PPTY	CPV	12.191
COST PLUS INC	CPWM	65.842
COMPUWARE CORP	CPWR	610.606
CPI CORP	CPY	5.616
CHIQUITA BRANDS INT	CQB	66.583
CRANE CO	CR	60.594
APPLERA CORP CELE	CRA	119.773
CHARLES RIVER ASSC	CRAI	12.478
CROWN ANDERSEN IN	CRAN	0.513
CRAY INC	CRAYE	281.442
CHROMCRAFT REVIN(	CRC	1.213
CRAWFORD & CO -CL	CRD.B	4.02
CARDIMA INC	CRDM	354.496
CERADYNE INC	CRDN	133.019
CROSSROADS SYSTE	CRDS	48.847
CARRAMERICA REALT	CRE	56.214
CREATIVE TECHNOLO	CREAF	10.435
CREDO PETROLEUM (	CRED	3.018
CREE INC	CREE	632.767
CREO INC	CREO	8.241
CRESUD SACIFYA -AD	CRESY	17.996
CORNERSTONE TOTA	CRF	3.607
CRAYFISH CO LTD -AI	CRFH	3.234
CRESCENT FINANCIAL	CRFN	2.065
CRAFTMADE INTERNA	CRFT	5.648
CURAGEN CORP	CRGN	58.232
CRH PLC -ADR	CRHCY	3.682
CARTER'S INC	CRI	12.422
CORIO INC	CRIO	69.994
CURIS INC	CRIS	145.798
COMSTOCK RESOURC	CRK	68.736
CHARLES RIVER LABS	CRL	138.374
CHARLES RIVER LABS	CRL.P	@NA
CENTURY REALTY TRI	CRLTS	0.368
SALESFORCE.COM IN(	CRM	@NA
CARDIOME PHARMA C	CRME	@NA
AMERICA'S CAR-MART	CRMT	20.073
CORNELL COMPANIES	CRN	18.726
CRONOS GROUP	CRNS	0.853
CERAGON NETWORKS	CRNT	30.101
CRT PROPERTIES INC	CRO	12.982
CROWN ENERGY COR	CROE	0.643
CROSSMANN COMMU	CROS	@NA
CARBO CERAMICS IN(	CRR	16.639

CARROLLTON BANCO	CRRB	0.311
COURIER CORP	CRRC	4.206
CARPENTER TECHNO	CRS	18.514
CRYSTAL DECISIONS	CRSX	@NA
CROSS TIMBERS ROY.	CRT	5.938
CORTECH INC	CRTQ	0.194
CRITICAL THERAPEUT	CRTX	@NA
CIRRUS LOGIC INC	CRUS	317.749
COAST DISTRIBUTION	CRV	2.687
CORVEL CORP	CRVL	3.331
CROWN MEDIA HOLDI	CRWNE	17.696
CORIXA CORP	CRXA	129.378
CRUCELL N V -ADR	CRXL	22.688
CONCENTRAX INC	CRXN	1.11
COMBINATORX INC-RE	CRXX	@NA
CRYOLIFE INC	CRY	72.73
CRYOCOR INC -REDH	CRYO	@NA
CRYPTOLOGIC INC	CRYP	8.417
CARRIZO OIL & GAS IN	CRZO	6.329
CHILESAT CORP SA -/	CSAOY	1.066
CARAUSTAR INDUSTR	CSAR	18.988
CIBA SPCLTY CHEMIC.	CSB	0.944
CITIZENS SOUTH BAN	CSBC	7.759
CARROLL SHELBY INT	CSBI	0.694
CLIFTON SAVINGS BA	CSBK	@NA
COMPUTER SCIENCES	CSC	397.575
CASCADE MICROTECH	CSCD	@NA
CISCO SYSTEMS INC	CSCO	14,405.54
CORRECTIONAL SERV	CSCQ	4.636
CAPITALSOURCE INC	CSE	41.327
CENTERSTATE BANKS	CSFL	0.365
CADBURY SCHWEPPE	CSG	47.383
CONSYGEN INC	CSGI	4.077
COSTAR GROUP INC	CSGP	18.47
CSG SYSTEMS INTL IN	CSGS	172.743
CASH AMERICA INTL II	CSH	35.842
COMMUNITY SHORES	CSHB	0.399
CHESAPEAKE CORP	CSK	10.545
CSK CORP -ADR	CSKKY	0.305
CARLISLE COS INC	CSL	38.644
CONSOLIDATED MER	CSLMF	4.297
CONSULIER ENGINEE	CSLR	0.132
COSMO COMMUNICAT	CSMO	0.027
CITY NETWORK INC	CSN	0.913
CRESCENT BANKING	CSNT	1.226
AMERN STRATEGIC IN	CSP	8.521
CORUS PHARMA INC-F	CSPH	@NA
CSP INC	CSPI	2.109
CANADA SOUTHERN F	CSPLF	6.751
CALAMOS STRAT TOT.	CSQ	@NA
CREDIT SUISSE GROU	CSR	48.839

PUBLIC SERVICE CO C	CSR2	@NA
SOUTHWESTERN ELE	CSR3	@NA
AEP TEXAS NORTH CC	CSR4	@NA
CSS INDUSTRIES INC	CSS	3.586
CASTELLE	CSTL	10.584
CLEAN SYSTEMS TEC	CSTM	26.029
COINSTAR INC	CSTR	139.877
CENTRAL STEEL & WI	CSTW	0.002
CAPITAL SENIOR LIVIN	CSU	5.309
CARRIAGE SERVICES	CSV	12.193
CAPITAL SOUTHWEST	CSWC	0.556
CSX CORP	CSX	264.475
CSX TRANSPORTATIO	CSX3	@NA
CAPITAL TRUST INC/M	CT	1.534
1-800 CONTACTS INC	CTAC	10.286
CINTAS CORP	CTAS	302.098
COOPER TIRE & RUBB	CTB	106.3
COMMUNITY TRUST B	CTBI	3.196
CITY BK LYNNWOOD V	CTBK	2.531
COMPANIA TELECOM	CTC	75.723
COMMTOUCH SOFTW	CTCHC	48.786
CT COMMUNICATIONS	CTCI	9.79
COMMONWLTH TELE I	CTCO	49.456
CARDIOTECH INTERN	CTE	25.593
CHOLESTECH CORP	CTEC	14.29
CITY TELECOM H K LT	CTEL	15.359
COMPUTER TASK GR	CTG	8.088
CAPITAL TITLE GROUI	CTGI	11.795
CHARLES & COLVARD	CTHR	5.598
CTI INDUSTRIES CORI	CTIBE	0.81
CELL THERAPEUTICS	CTIC	166.893
CENTURYTEL INC	CTL	210.466
CENTILLIUM COMMUN	CTLM	209.554
CTI MOLECULAR IMAG	CTMI	150.272
CENTRAL NATURAL RI	CTNR	0.031
CONSOLIDATED TOM	CTO	2.797
CATO CORP -CL A	CTR	26.8
CENTRA SOFTWARE II	CTRA	32.896
CITI TRENDS INC -REI	CTRN	@NA
CTRIP.COM INTL LTD	CTRP	15.664
COTHERIX INC	CTRX	@NA
CTS CORP	CTS	34.73
CTS CORP-PRO FORM	CTS.P	@NA
COGNIZANT TECH SOI	CTSH	947.694
COMPETITIVE TECHN	CTT	1.462
CONTINENTAL AG -AI	CTTAY	@NA
CATUITY INC	CTTY	0.036
CHAD THERAPEUTICS	CTU	2.585
COMMSCOPE INC	CTV	76.407
CONNECTICUT WATEI	CTWS	2
CENTEX CORP	CTX	659.879

CENTEX CORP-PRE F/	CTX.F	@NA
CITRIX SYSTEMS INC	CTXS	848.167
CITIZENS FIRST BANC	CTZN	2.805
COMPANIA CERVECEF	CU	11.002
CUBIC CORP	CUB	35.143
HERZFELD CARIBBEAI	CUBA	0.72
CARNIVAL PLC -ADR	CUK	15.442
COST-U-LESS INC	CULS	5.165
CUMBERLAND TECHN	CUMB	0.159
CUNO INC	CUNO	11.954
CONTINENTAL MATER	CUO	0.19
PERU COPPER INC	CUP	@NA
CURATIVE HEALTH SE	CURE	56.949
CURON MED INC	CURN	9.94
CUTERA INC	CUTR	@NA
COUSINS PROPERTIE	CUZ	26.307
CENTRAL VERMONT P	CV	5.522
CHESTER VY BANCOR	CVAL	1.433
CVB FINANCIAL CORP	CVBF	17.263
CENTRAL VIRGINIA BA	CVBK	0.763
CABLEVISION SYS CO	CVC	550.152
CAVCO INDUSTRIES IN	CVCO	10.031
CENTRAL VALLEY CMI	CVCY	0.297
COVANCE INC	CVD	153.11
CASTLE CONVERT FU	CVF	0.384
CONVERGYS CORP	CVG	250.376
COMMERCIAL VEHICL	CVGI	@NA
COVALENT GROUP IN	CVGR	10.778
CALAVO GROWERS IN	CVGW	2.556
COVANTA ENERGY CO	CVGYQ	13.102
COVENTRY HEALTH C	CVH	257.233
COVENTRY HLTH CAR	CVH.P	@NA
LEHMAN ABS CORP B/	CVI	@NA
CODORUS VALLEY BA	CVLY	0.424
CEL-SCI CORP	CVM	180.482
COVANSYS CORP	CVNS	19.484
CENVEO INC	CVO	21.54
CENTERPLATE INC	CVP	8.022
CHICAGO RIVET & MA	CVR	0.164
CVS CORP	CVS	569.118
COVISTA COMMUNICA	CVST	1.615
TCW CONV SECURITIE	CVT	28.714
COVENANT TRANSPR	CVTI	14.41
CV THERAPEUTICS IN	CVTX	263.438
CPI AEROSTRUCTURE	CVU	11.675
CVD EQUIPMENT COR	CVV	0.67
CHEVRON CORP	CVX	1,465.91
CURTISS-WRIGHT CO	CW	17.101
COMMUNITY WEST BA	CWBC	1.285
COMMONWEALTH BA	CWBS	0.697
CROSSWAVE COMMU	CWCIQ	15.078

CONSOLIDATED WATE	CWCO	3.437
CLAYTON WILLIAMS E	CWEI	5.529
CHARTWELL DIV & INC	CWF	8.853
CANWEST GLOBAL CC	CWG	0.477
CROWLEY MARITIME (	CWLM	@NA
COWLITZ BANCORPOI	CWLZ	1.887
CABLE & WIRELESS PI	CWP	63.968
CASELLA WASTE SYS	CWST	25.399
CALIFORNIA WATER S	CWT	7.734
COLDWATER CREEK I	CWTR	43.225
CEMEX S A -ADR	CX	182.608
TOLEDO EDISON CO	CX1	@NA
CLEVELAND ELECTRIC	CX2	@NA
COLONIAL HIGH INCOI	CXE	9.409
COLONIAL INV GRADE	CXH	2.713
CIRCLE GROUP HOLD	CXN	10.282
COMMODORE SEPAR/	CXOT	0.872
COX RADIO INC -CL A	CXR	68.809
COUNSEL CORP	CXSNF	5.778
AMERICAN MUN TERM	CXT	@NA
CORRECTIONS CORP	CXW	41.056
CYPRESS SEMICONDU	CY	660.322
CYANOTECH CORP	CYAN	13.613
CYBEX INTERNATION/	CYB	1.521
CYBEROPTICS CORP	CYBE	4.437
CYBERSOURCE CORP	CYBS	33.921
CYBERONICS INC	CYBX	94.663
CENTENNIAL COMMUI	CYCL	21.665
CHINA YUCHAI INTERI	CYD	247.873
CORPORATE HIGH YIE	CYE	26.38
COMMUNITY HEALTH	CYH	149.732
COMMUNITY CAPITAL	CYL	1.049
CYMER INC	CYMI	387.253
CITY NATIONAL CORP	CYN	67.145
CYPRESS BIOSCIENCI	CYPB	48.593
CYTEC INDUSTRIES IN	CYT	59.006
CYTYC CORP	CYTC	465.1
CYTOKINETICS INC	CYTK	@NA
CYTOGEN CORP	CYTO	34.663
CYTRX CORP	CYTR	55.902
CELANESE AG	CZLNF	11.578
CITIZENS COMMUNIC/	CZN	345.536
CITIZENS & NORTHER	CZNC	0.733
CAESARS ENTERTAIN	CZR	287.641
DOMINION RESOURCE	D	314.017
VIRGINIA ELECTRIC &	D1	@NA
CONSOLIDATED NATU	D2	@NA
GROUPE DANONE -AI	DA	19.013
DAVE & BUSTER'S INC	DAB	19.87
D A CONSULTING GRC	DACGQ	1.268
DADE BEHRING HOLD	DADE	59.303

DAG MEDIA INC	DAGM	1.139
DATA I/O CORP	DAIO	3.141
DAIR VENTURES INC	DAIR	@NA
DAKTRONICS INC	DAKT	31.416
DELTA AIR LINES INC	DAL	762.952
DANKA BUSINESS SYS	DANKY	108.052
DARLING INTL INC	DAR	68.733
DASSAULT SYSTEMES	DASTY	5.685
DATATRAK INTERNATI	DATA	6.434
DATATEC SYSTEMS IN	DATC	123.677
FAMOUS DAVES OF AI	DAVE	10.33
DAW TECHNOLOGIES	DAWKQ	0.136
DEUTSCHE BANK AG	DB	27.785
DIEBOLD INC	DBD	91.966
DOUBLE EAGLE PETR	DBLE	4.823
DRESS BARN INC	DBRN	17.827
DBS GROUP HOLDING	DBSDY	@NA
DIVIDEND CAPITAL RE	DCA	@NA
DIALYSIS CORP OF AM	DCAI	2.596
DCAP GROUP INC	DCAP	0.733
DESERT COMMUNITY	DCBK	0.495
DOBSON COMMUNICA	DCEL	203.219
DECODE GENETICS IN	DCGN	89.541
DONALDSON CO INC	DCI	73.923
DOUBLECLICK INC	DCLK	479.348
NTT DOCOMO INC -AI	DCM	11.976
DANA CORP	DCN	265.895
DANA CORP-PRE FASI	DCN.F	@NA
DUCOMMUN INC	DCO	3.847
DIME COMMUNITY BAI	DCOM	50.506
DREMAN/CLAYMORE I	DCS	@NA
DELCATH SYSTEMS IN	DCTH	39.307
DRYCLEAN USA INC	DCU	1.042
DAIMLERCHRYSLER A	DCX	174.006
DECORIZE INC	DCZ	2.298
DU PONT (E I) DE NEM	DD	865.082
SCOLR PHARMA INC	DDD	13.677
DELTATHREE INC	DDDC	41.129
DOVER DOWNS GAMI	DDE	6.201
DELAWARE INVST DIV	DDF	5.727
DDI CORP	DDIC	221.208
DYNAMEX INC	DDMX	9.534
DEVELOPERS DIVERS	DDR	85.492
DIEDRICH COFFEE IN	DDRX	1.067
DILLARDS INC -CL A	DDS	162.529
DIGITAL DESCRIPTOR	DDSI	306.305
DEERE & CO	DE	394.924
DEERE & CO-PRE FAS	DE.F	@NA
DEERE (JOHN) CAPITA	DE1	@NA
DEARBORN BANCORP	DEAR	0.514
DEB SHOPS INC	DEBS	3.481

DECOMA INTL INC -CI	DECA	1.531
D & E COMMUNICATIO	DECC	7.41
DECKERS OUTDOOR (	DECK	13.489
DECTRON INTERNATI(	DECT	0.832
DELHAIZE GROUP SA	DEG	6.136
DELTIC TIMBER CORP	DEL	4.808
DELL INC	DELL	4,825.36
DELTA GALIL INDS LTI	DELT	0.21
DENISON INTL PLC -A	DENHY	1.325
DENNYS CORP	DENN	45.177
DIAGEO PLC -ADR	DEO	84.456
DEPOMED INC	DEPO	21.739
DE RIGO SPA -ADR	DER	3.151
DISTRIBUTED ENERG\	DESC	42.87
DEVCON INTERNATIOI	DEVC	0.728
DEX MEDIA INC	DEX	@NA
DEXTERITY SURGICAI	DEXTQ	2.694
DESERT SUN MINING (	DEZ	@NA
DEAN FOODS CO	DF	279.392
DELTA FINANCIAL COI	DFC	18.063
DELPHI FINANCIAL GR	DFG	34.082
CARDIAC SCIENCE IN(	DFIB	175.137
DEERFIELD TRIARC C/	DFR	@NA
DEPARTMENT 56 INC	DFS	13.16
DOLLAR GENERAL CO	DG	428.158
DELTA NATURAL GAS	DGAS	1.279
DELTAGEN INC	DGENQ	164.627
DELAWARE INVST GL(	DGF	2.156
DONEGAL GROUP INC	DGICA	0.879
DIGI INTERNATIONAL I	DGII	29.006
DIGITAL INSIGHT COR	DGIN	111.764
DIGITAL GENERATION	DGIT	86.564
D G JEWELRY INC	DGJLQ	0.34
DGSE COMPANIES IN(	DGSE	1.649
STREETTRACKS DJ GI	DGT	1.233
DEL GLOBAL TECHNO	DGTC	2.801
QUEST DIAGNOSTICS	DGX	242.286
DHB INDUSTRIES INC	DHB	97.517
DANIELSON HOLDING	DHC	7.207
DREYFUS HI YLD STR/	DHF	58.589
D R HORTON INC	DHI	672.15
DIAMOND HILL INVESI	DHIL	0.389
DOMINION HOMES IN(	DHOM	8.21
DANAHER CORP	DHR	497.679
CREDIT SUISSE HI YIE	DHY	29.971
DRESSER INC	DI	@NA
DIAMONDS TRUST	DIA	1,816.80
SPECTRAL DIAGNOST	DIAGF	0.013
EDIETS.COM INC	DIET	27.48
DIGENE CORP	DIGE	74.351
DIGITAL IMPACT INC	DIGI	33.711

DIGITAL LIGHTWAVE II	DIGL	79.161
SOFTLOCK.COM INC	DIGSQ	0.062
DECORATOR INDUSTF	DII	0.458
DOREL INDUSTRIES IN	DIIB	0.412
DIOMED HOLDINGS IN	DIO	7.475
DIODES INC	DIOD	21.685
DIONICS INC	DION	0.076
DUPONT DIRECT FINA	DIRX	0.867
DISNEY (WALT) CO	DIS	2,044.33
ECHOSTAR COMMUN	DISH	865.363
IMAGE ENTERTAINME	DISK	17.582
AMCON DISTRIBUTING	DIT	0.179
DITECH COMMUNICAT	DITC	75.616
HANCOCK J PATRIOT	DIV	6.531
DOW JONES & CO INC	DJ	152.399
DAILY JOURNAL CORF	DJCO	0.101
DJ ORTHOPEDICS INC	DJO	17.982
D&K HEALTHCARE RE	DKHR	30.036
DICKS SPORTING GOO	DKS	170.815
DELTA APPAREL INC	DLA	0.843
DEUTSCHE LUFTHANS	DLAKY	@NA
DOLBY LABORATORIE	DLB	@NA
DIALOG SEMICONDCT	DLGS	6.512
SEMOTUS SOLUTIONS	DLK	30.019
DOLLAR FINANCIAL C	DLLR	@NA
DEL MONTE FOODS C	DLM	250.635
DELTA & PINE LAND C	DLP	36.562
DELPHAX TECHNOLO	DLPX	1.51
DIGITAL REALTY TRUS	DLR	@NA
DOLLAR TREE STORE	DLTR	415.515
DELUXE CORP	DLX	91.086
DRUGMAX INC	DMAX	@NA
DRUGMAX INC-PRO F	DMAX.P	@NA
DOCUMENT SECURITY	DMC	1.586
DETWILER MITCHELL	DMCD	1.971
DATAMIRROR CORP	DMCX	0.556
DEMARCO ENERGY S	DMES	73.126
DREYFUS MUNI INCOM	DMF	7.923
DUCATI MOTOR HOLD	DMH	0.204
DORCHESTER MINERA	DMLP	2.831
DIMON INC	DMN	21.268
DIAMOND FOODS INC	DMND	@NA
DIGIMARC CORP	DMRCE	21.222
I-TRAX INC	DMX	5.877
GENENTECH INC	DNA	1,585.45
DUN & BRADSTREET C	DNB	63.389
DENDREON CORP	DNDN	169.11
DUNE ENERGY INC	DNE	@NA
DIONEX CORP	DNEX	21.657
DONNKENNY INC	DNKYQ	1.753
DREYFUS N Y MUNI IN	DNM	1.006

DNP SELECT INCOME	DNP	70.403
DENBURY RESOURCE	DNR	59.675
DANSKE BANK AS -AD	DNSKY	@NA
DIAMOND OFFSHRE D	DO	239.822
DIGITAL ANGEL CORP	DOC	28.976
DOCUCORP INTERNAT	DOCC	16.416
DOCUMENT SCIENCES	DOCX	3.911
DOMINION RES BLACK	DOM	7.521
DOR BIOPHARMA INC	DOR	26.975
DOVER CORP	DOV	223.378
DOVEBID INC-REDH	DOVE	@NA
DOV PHARMACEUTICA	DOVP	24.723
DOW CHEMICAL	DOW	836.519
UNION CARBIDE CORP	DOW2	@NA
AMDOCS LTD	DOX	501.104
DIAGNOSTIC PRODUC	DP	32.65
DPAC TECHNOLOGIES	DPAC	20.722
DOW 30 PREMIUM & D	DPD	@NA
DELPHI CORP	DPH	498.832
DISCOVERY PARTNER	DPII	13.13
DPL INC	DPL	126.332
DAYTON POWER & LIG	DPL1	@NA
DUPONT PHOTOMASK	DPMI	82.432
DELTA PETROLEUM C	DPTR	11.421
DIGITAL POWER CORP	DPW	1.276
DOMINOS PIZZA INC	DPZ	@NA
DUQUESNE LIGHT HO	DQE	95.317
DUQUESNE LIGHT CO	DQE1	@NA
DIGIRAD CORP	DRAD	@NA
DATARAM CORP	DRAM	2.9
DRAXIS HEALTH INC	DRAX	26.667
DYNAMICS RESEARCH	DRCO	8.122
DIRECT GENERAL CO	DRCT	11.913
DUKE REALTY CORP	DRE	89.503
DIAMONDROCK HOSP	DRH	@NA
DRIVER-HARRIS CO	DRHA	0.482
DARDEN RESTAURAN	DRI	338.621
DIGITAL RIVER INC	DRIV	220.543
DRC RESOURCES CO	DRJ	@NA
DORAL FINANCIAL CO	DRL	166.6
DRDGOLD LTD	DROOY	861.698
DRIL-QUIP INC	DRQ	8.223
DURA AUTOMOTIVE S	DRRA	23.646
DURECT CORP	DRRX	73.243
DRS TECHNOLOGIES I	DRS	56.371
DENDRITE INTERNATI	DRTE	49.937
DURATEK INC	DRTK	8.793
COINMACH SERVICE C	DRY	@NA
DREYER'S GRAND ICE	DRYR	157.054
DRYSHIPS INC	DRYS	@NA
DRUGSTORE.COM INC	DSCM	86.578

DISCOVERY LABORAT	DSCO	98.956
DATASCOPE CORP	DSCP	12.822
DEFINED STRATEGY F	DSF	@NA
STREETTRACKS DJ SN	DSG	2.006
DSG INTERNATIONAL	DSGIF	0.461
DESCARTES SYSTEMS	DSGX	10.927
DOWNEY FINANCIAL C	DSL	26.351
DREYFUS STRATEGIC	DSM	14.777
DSP GROUP INC	DSPG	74.934
QUANTUM CORP	DSS	215.894
DST SYSTEMS INC	DST	175.092
DAYSTAR TECHNOLO	DSTI	@NA
DATASTREAM SYSTEN	DSTME	16.053
DUALSTAR TECHNOL	DSTR	3.118
DEBT STRATEGY FUN	DSU	68.627
STREETTRACKS DJ SN	DSV	1.076
DSW INC -REDH	DSW	@NA
DESWELL INDUSTRIES	DSWL	3.953
DURASWITCH INDS IN	DSWT	4.003
DIANA SHIPPING INC	DSX	@NA
DEUTSCHE TELEKOM	DT	168.657
DIGITAS INC	DTAS	67.541
DOMTAR INC	DTC	10.36
DTE ENERGY CO	DTE	213.39
DETROIT EDISON CO	DTE1	@NA
DTF TAX FREE INCOM	DTF	1.418
DOLLAR THRIFTY AUT	DTG	30.574
DATEC GROUP LTD	DTGLF	0.22
DT INDUSTRIES INC	DTIIQ	6.963
DATALINK CORP	DTLK	3.157
DIAMONDCLUSTER IN	DTPI	61.855
DETREX CORP	DTRX	0.369
DIGITAL THEATER SYS	DTSI	12.204
DIRECTV GROUP INC	DTV	617.292
DUFF & PHELPS UTIL &	DUC	8.262
DUCKWALL ALCO STO	DUCK	1.205
DUKE ENERGY CORP	DUK	1,359.15
DUKE CAPITAL CORP	DUK1	@NA
DUKE ENERGY FIELD	DUK2	@NA
MARKET HUB PRTNRS	DUK3	@NA
TE PRODUCTS PIPELI	DUK4	@NA
DUSA PHARMACEUTIC	DUSA	17.265
DEVRY INC	DV	116.366
DAVITA INC	DVA	148.587
DYNAVAX TECHNOLO	DVAX	@NA
DOVER MOTORSPORT	DVD	9.365
DIVERSIFIED INCM ST	DVF	@NA
DIGITAL VIDEO SYSTE	DVID	1.012
DIVINE INC -CL A	DVINQ	45.78
DVI INC	DVIXQ	46.083
COHEN & STEERS DIV	DVM	@NA

DEVON ENERGY CORI	DVN	754.593
DIVERSIFIED SECURIT	DVS	2.258
DIVERSA CORP	DVSA	38.288
DAVEY TREE EXPERT	DVTX	@NA
ISHARES DJ SEL DIV	DVY	@NA
DREW INDUSTRIES IN	DW	4.849
DREAMWORKS ANIMA	DWA	@NA
DATAWATCH CORP	DWCH	6.831
DICKIE WALKER MARII	DWMA	1.657
DEEP WELL OIL & GAS	DWOG	0.363
DESIGN WITHIN REAC	DWRI	@NA
DAWSON GEOPHYSIC	DWSN	1.998
DYNEX CAPITAL INC	DX	4.294
DEXCOM INC	DXCM	@NA
DXP ENTERPRISES IN	DXPE	2.169
DAXOR CORP	DXR	0.86
DIXIE GROUP INC	DXYN	9.284
DYCOM INDUSTRIES II	DY	73.115
DYAX CORP	DYAX	21.919
DYNACQ HEALTHCARI	DYII	31.606
DYNEGY INC	DYN	1,741.52
DYNATRONICS CORP	DYNT	7.453
DYNATEC INTERNATIC	DYNX	0.293
DYNAMIC OIL & GAS IN	DYOLF	12.648
DISTRIBCN Y SERVICI	DYS	15.954
DIASYS CORP	DYX	6.756
DAISYTEK INTL CORP	DZTKQ	144.733
ENI SPA -ADR	E	22.712
TRANSCONTINENTAL	E1	@NA
ENCORE ACQUISITION	EAC	13.572
EVERGREEN INCOME	EAD	@NA
EAGLE BROADBAND IN	EAG	985.326
EGL INC	EAGL	96.93
EAGLE FOOD CENTER	EAGLE.1	0.837
HEARUSA INC	EAR	47.959
ENERGY EAST CORP	EAS	107.842
ROCHESTER GAS & EI	EAS1	@NA
NEW YORK ST ELEC &	EAS2	@NA
CENTRAL MAINE POW	EAS3	@NA
ENGINEERED SUPPOF	EASI	122.598
EASYLINK SERVICES (	EASY	133.97
BRINKER INTL INC	EAT	243.945
EBAY INC	EBAY	5,988.23
ENNIS INC	EBF	9.521
EBIX INC	EBIX	2.427
ENVIRONMENTL BIOS	EBSI	@NA
EB2B COMMERCE INC	EBTBQ	8.928
ENTERPRISE BANCOR	EBTC	@NA
ENGELHARD CORP	EC	129.965
ENCANA CORP	ECA	108.261
ECB BANCORP INC	ECBE	0.273

EARTHCARE CO	ECCOQ	0.437
ELLSWORTH CV GROV	ECF	4.624
ENVOY COMMUNICAT	ECGI	30.023
ELECTR CLEARING HC	ECHO	8.012
ENCISION INC	ECI	1.099
ECI TELECOMMUNICA	ECIL	56.812
ECOLAB INC	ECL	267.301
ECOLLEGE.COM	ECLG	50.93
ECLIPSYS CORP	ECLP	152.018
E COM VENTURES INC	ECMV	2.294
AMERICAN ECOLOGY	ECOL	4.669
CANTERBURY PARK H	ECP	1.38
ENCORE CAPITAL GR(	ECPG	8.521
ECC CAPITAL CORP	ECR	@NA
ECOST.COM INC	ECST	@NA
ECTEL LTD	ECTX	10.538
CONSOLIDATED EDIS(	ED	233.625
CONSOLIDATED EDIS(	ED1	@NA
ORANGE & ROCKLANI	ED2	@NA
EDAP TMS S A -ADR	EDAP	2.652
EMPIRE DISTRICT ELE	EDE	17.064
EDEN BIOSCIENCE CC	EDEN	15.522
SALOMON BROS EMEI	EDF	14.551
EDGAR ONLINE INC	EDGR	13.684
EDGEWATER TECHNC	EDGW	4.635
EDUCATION MANAGEI	EDMC	182.588
EDO CORP	EDO	37.75
EDP-ENERGIAS DE PC	EDP	1.95
EDUCATION REALTY T	EDR	@NA
ELECTRONIC DATA SY	EDS	853.301
EDUCATIONAL DEVEL	EDUC	1.363
EL PASO ELECTRIC C(	EE	36.211
ENVIRONMENTAL ELE	EECP	21.75
EDUCATE INC-REDH	EEEE	@NA
ENHANCED EQUITY YI	EEF	@NA
EURONET WORLDWID	EEFT	30.645
ECOLOGY AND ENVIR	EEI	0.543
E-LOAN INC	EELN	424.635
ISHARES MSCI EMERC	EEM	@NA
ENTERRA ENERGY TR	EENC	82.249
ENBRIDGE ENERGY P	EEP	22.935
ENBRIDGE ENERGY M	EEQ	12.796
ENVIRONMENTAL ENE	EESV	16.317
EUROPE FUND INC	EF	6.317
ISHARES TR MSCI EAF	EFA	111.352
EFC BANCORP INC	EFC	0.828
EFUNDS CORP	EFD	66.06
EMPIRE FINANCIAL HC	EFH	0.277
ELECTRONICS FOR IM	EFII	116.728
EFJ INC	EFJI	23.065
SALOMON BROS EMEI	EFL	2.912

ELITE FLIGHT SOLUTI(	EFLT	151.904
EATON VANCE SR FLT	EFR	@NA
ENTERPRISE FINL SEF	EFSC	0.688
EATON VANCE FLT RA	EFT	@NA
BOSTON GAS CO	EFU3	@NA
EQUIFAX INC	EFX	134.507
EAGLE BANCORP INC/	EGBN	0.78
EAGLE BUILDING TEC	EGBT	0.941
EG CAPITAL INC	EGCFF	1.405
EGENERA INC-REDH	EGEN	@NA
EGANAGOLDPFEIL HL	EGFLY	@NA
EGGHEAD.COM INC	EGGSQ	4.195
8X8 INC	EGHT	289.848
EAGLE BULK SHIPPIN(	EGLE	@NA
EGLOBE INC	EGLOQ	0.554
ELECTROGLAS INC	EGLS	94.023
EAGLE TEST SYSTEM!	EGLT	@NA
ENERGEN CORP	EGN	41.609
ALABAMA GAS CORP	EGN1	@NA
ELDORADO GOLD COF	EGO	85.606
NIC INC	EGOV	60.082
EASTGROUP PROPER	EGP	13.908
COMMERCE ENERGY	EGR	@NA
ENGEX INC	EGX	0.191
VAALCO ENERGY INC	EGY	7.446
SALOMON BROS GLBL	EHI	7.898
EAGLE HOSPITALITY F	EHP	@NA
EXECUTIVE HOSPITAL	EHPC	3.471
EATON VANCE INS CA	EIA	@NA
EIDOS PLC -ADR	EIDSY	10.771
EATON VANCE INS FL	EIF	@NA
EATON VANCE INS MU	EIM	@NA
EATON VANCE INS OH	EIO	@NA
EATON VANCE INS PA	EIP	@NA
EATON VANCE INS MU	EIV	@NA
EDISON INTERNATION	EIX	363.422
SOUTHERN CALIFORN	EIX1	@NA
EDISON MISSION ENE	EIX2	@NA
EASTMAN KODAK CO	EK	955.297
EUROPE 2001 HOLDR!	EKH	0.671
GRUPO ELEKTRA SA	EKT	3.613
LAUDER ESTEE COS I	EL	236.189
EON LABS INC	ELAB	134.786
ELAMEX S A DE CV	ELAM	0.599
ELECTRONICS BOUTI(	ELBO	115.112
ELECTRIC CITY CORP	ELC	30.554
ENDESA SA -ADR	ELE	29.764
STREETTRACKS DJ LF	ELG	1.564
ENDOLOGIX INC	ELGX	14.966
ELITE PHARMACEUTI(	ELI	3.933
ELKCORP	ELK	24.592

ENGLISH LANG LEARN	ELLG	4.599
EMS TECHNOLOGIES	ELMG	11.647
ELMERS RESTAURAN	ELMS	0.453
ELAN CORP PLC -ADF	ELN	1,020.33
EARTHLINK INC	ELNK	426.493
ECHELON CORP	ELON	47.993
SYNERON MEDICAL L	ELOS	@NA
ELOYALTY CORP	ELOY	2.545
CIA PARANAENSE ENE	ELP	102.276
ELECTRO RENT CORP	ELRC	5.423
ELRON ELECTRONIC I	ELRN	1.298
EQUITY LIFESTYLE PR	ELS	20.764
ELECTRO-SENSORS I	ELSE	0.877
ENVIRONMENTAL SAF	ELSF	4.8
ELSCINT LTD -ORD	ELT	1.288
ELTEK LTD	ELTK	3.258
ELECTROPURE INC	ELTP	0.299
ELINEAR INC	ELU	7.887
ELECTROLUX AB -ADI	ELUXY	4.464
STREETTRACKS DJ LF	ELV	1.477
EMULEX CORP	ELX	614.721
ELXSI CORP	ELXS	0.4
CALLAWAY GOLF CO	ELY	134.919
EMAGIN CORP	EMA	33.457
BANGOR HYDRO-ELEC	EMA1.	@NA
EMAGEON INC	EMAG	@NA
EMAK WORLDWIDE IN	EMAK	1.702
EMBARCADERO TECH	EMBT	54.278
EMBREX INC	EMBX	8.106
EMC CORP/MA	EMC	3,821.22
EMC INSURANCE GRC	EMCI	1.018
SALOMON BROS EMEI	EMD	2.357
EMCOR GROUP INC	EME	45.729
TEMPLETON EMERGIN	EMF	9.897
EMERGENSYS CORP	EMGS	4.558
EATON VANCE MI MUN	EMI	0.839
EMISPHERE TECHNOL	EMIS	39.172
ELBIT MEDICAL IMAGI	EMITF	0.749
EATON VANCE INS NJ	EMJ	@NA
EMCORE CORP	EMKR	28.778
EASTERN CO	EML	0.676
EMMIS COMMUNICTN	EMMS	187.316
EASTMAN CHEMICAL (	EMN	180.914
EMERSON ELECTRIC (	EMR	354.706
EMERGE INTERACTIVI	EMRG	49.116
EMBRATEL PARTICIPA	EMT	14.113
ENEL SPA -ADR	EN	3.361
ENBRIDGE INC	ENB	3.367
ENBC CORP	ENBBQ	0.459
ENESCO GROUP INC	ENC	8.515
ENERCORP INC	ENCP	0.018

ENCYSIVE PHARMACE	ENCY	76.123
ENDEAVOUR INTERNA	END	4.837
ENDOCARE INC	ENDO	19.505
ENDO PHARMACEUTIC	ENDP	167.971
ENERGY CONVERSION	ENER	19.459
ENGLOBAL CORP	ENG	7.606
ENGAGE INC	ENGA	88.155
ENGEL GENERAL DEV	ENGEF	0.052
ENVIRO ENERGY COR	ENGY	278.378
ENDURANCE SPECIAL	ENH	23.309
ENERSIS SA -ADR	ENI	105.115
REED ELSEVIER NV -A	ENL	4.959
ENCORE MEDICAL CO	ENMC	42.132
ENTREMED INC	ENMD	210.515
EQUITY INNS INC	ENN	28.708
ENODIS PLC -ADR	ENO	0.355
EN POINTE TECHNOLO	ENPT	7.182
ENERGIZER HOLDING	ENR	127.164
ENRON CORP	ENRNQ	219.401
PORTLAND GENERAL	ENRNQ2	@NA
ENERSYS INC	ENS	@NA
ENERGYSOUTH INC	ENSI	2.811
EQUANT N V -ADR	ENT	2.049
ENTEGRIS INC	ENTG	129.279
ENTRUST INC	ENTU	74.947
ENTRX CORP	ENTX	3.707
CET SERVICES INC	ENV	6.796
ENDWAVE CORP	ENWV	12.143
EATON VANCE INS NY	ENX	@NA
ENERNORTH INDUSTF	ENY	3.066
ENZO BIOCHEM INC	ENZ	43.695
ENZON PHARMACEUT	ENZN	255.985
EMPRESA NAC ELEC (	EOC	18.717
EOG RESOURCES INC	EOG	489.714
EATON VANCE ENHNC	EOI	@NA
E.ON AG -ADR	EON	34.416
EON COMMUNICATION	EONC	26.792
EQUITY OFFICE PROP	EOP	319.998
EATON VANCE ENHNC	EOS	@NA
EOS INTERNATIONAL	EOSI	2.22
EL PASO CORP	EP	1,959.19
EL PASO NATURAL GA	EP1	@NA
EL PASO CGP CO	EP2	0
AMBASSADORS GROU	EPAX	3.062
BOTTOMLINE TECHNC	EPAY	8.743
EPCOS AG -ADR	EPC	1.072
EPICEPT CORP-REDH	EPCT	@NA
ENTERPRISE PRODS F	EPD	71.762
E PRIME AEROSPACE	EPEA	104.019
EAST PENN FINANCIAI	EPEN	0.547
EDGE PETROLEUM CO	EPEX	12.852

ENVIRONMENTAL POV	EPG	1.752
EPICOR SOFTWARE C	EPIC	77.034
EPIC BANCORP	EPIK	@NA
EPIQ SYSTEMS INC	EPIQ	37.82
EPIX PHARMACUETIC/	EPIX	41.962
ENERGY PARTNERS L	EPL	39.545
EP MEDSYSTEMS INC	EPMD	17.966
EPIMMUNE INC	EPMN	19.909
E.PIPHANY INC	EPNY	99.077
ISHARES-MSCI PAC JA	EPP	12.721
ENTERTAINMENT PRC	EPR	16.979
EPRESENCE INC	EPRE	17.41
EQUINIX INC	EQIX	24.144
EQUITY RESIDENTIAL	EQR	224.06
EQUUS II INC	EQS	1.483
EQUITABLE RESOURC	EQT	68.205
EQUITEX INC	EQTX	2.95
EQUIFIN INC	EQUI	2.057
EQUUS GAMING CO -I	EQUUS	0.136
EQUITY ONE INC	EQY	35.894
EVERGREEN MANAGE	ERC	@NA
ERESEARCHTECHNOL	ERES	441.841
ENERPLUS RESOURC	ERF	88.527
EVERGREEN UTLS & H	ERH	@NA
ERICSSON (L M) TEL -	ERICY	871.717
ERIE INDEMNITY CO -	ERIE	19.355
EMBRAER-EMPRESA E	ERJ	113.858
EMPIRE RESOURCES	ERS	4.242
ELECTRONIC ARTS IN	ERTS	1,720.10
EISAI CO LTD -ADR	ESALY	@NA
ESB FINANCIAL CORP	ESBF	2.638
ELMIRA SVGS BANK F	ESBK	0.197
EMERITUS CORP	ESC	2.412
ESCALADE INC	ESCA	3.109
EVANS & SUTHERLAN	ESCC	2.724
EARTH SCIENCES INC	ESCI	24.302
SALOMON BROS EME	ESD	0.893
ESCO TECHNOLOGIES	ESE	19.234
ESPIRITO SANTO FINA	ESF	8.483
ENSTAR GROUP INC	ESGR	1.303
SCHEIB (EARL) INC	ESHB	0.679
ITT EDUCATIONAL SV	ESI	120.571
ELECTRO SCIENTIFIC	ESIO	48.152
ESTERLINE TECHNOL	ESL	16.094
EVERGREEN SOLAR I	ESLR	18.53
ELBIT SYSTEMS LTD	ESLT	3.641
ESCALON MEDICAL C	ESMC	6.91
E-SYNC NETWORKS I	ESNI	0.143
ESPEY MFG & ELECTR	ESP	0.597
ESPEED INC	ESPD	88.461
EXPRESS SCRIPTS IN	ESRX	375.055

ESSEX PROPERTY TR	ESS	27.399
ESS TECHNOLOGY IN	ESST	153.393
ESSTEC INC-REDH	EST	@NA
ENSCO INTERNATION	ESV	462.504
E TRADE FINANCIAL C	ET	1,024.01
EATON VANCE TX-MG	ETB	@NA
ENVIRONMENTAL TEC	ETC	1.113
ELECTR TELE-COMMU	ETCIA	0.194
EMERGING MKTS TELI	ETF	4.874
EATON VANCE TX ADV	ETG	@NA
ETHAN ALLEN INTERIO	ETH	65.679
ENTERCOM COMMUNI	ETM	88.22
EATON CORP	ETN	298.992
EATON VANCE TAX AD	ETO	@NA
ENERGY TRANSFER P	ETP	13.144
ENTERGY CORP	ETR	272.455
ENTERGY ARKANSAS	ETR1	@NA
ENTERGY LOUISIANA	ETR2	@NA
ENTERGY NEW ORLEA	ETR3	@NA
ENTERGY MISSISSIP	ETR4	@NA
SYSTEM ENERGY RES	ETR6	@NA
ENTERGY GULF STATI	ETR7	@NA
ESSENTIAL THERAPEU	ETRXQ	@NA
ENTERASYS NETWOR	ETS	556.178
ETZ LAVUD LTD	ETZLF	0.038
EUROBANCSHARES IN	EUBK	@NA
EUROGAS INC	EUGS	30.826
EUROTRUST A/S -ADR	EURO	11.579
EATON VANCE CORP	EV	120.248
EVANS BANCORP INC	EVBN	0.201
EASTERN VA BANKSH	EVBS	1.375
ENTRAVISION COMMU	EVC	56.154
EVCI CAREER COLLEG	EVCI	26.225
EVERCORE INVESTME	EVER	@NA
EATON VANCE SR INC	EVF	21.051
EATON VANCE SHORT	EVG	@NA
EATON VANCE NJ MUN	EVJ	1.606
EATON VANCE INS CA	EVM	@NA
EATON VANCE MUNI II	EVN	6.354
EATON VANCE OH MU	EVO	1.12
EVOLVING SYSTEMS I	EVOL	111.953
ENVIRONMTL OIL PRO	EVOPQ	1.642
EATON VANCE PA MUI	EVP	1.063
EVERLAST WORLDWID	EVST	1.611
EATON VANCE TAX AD	EVT	@NA
EATON VANCE LTD DU	EVV	@NA
EATON VANCE NY MU	EVY	2.397
EDWARDS LIFESCIENC	EW	113.798
ISHARES MSCI AUSTR	EWA	18.668
EAST WEST BANCORP	EWBC	82.169
ISHARES MSCI CANAD	EWC	77.042

ISHARES MSCI SWEDE	EWD	6.042
EUROWEB INTERNATI	EWEB	27.479
ISHARES MSCI GERM/	EWG	31.861
ISHARES MSCI HONG	EWH	119.064
ISHARES MSCI ITALY I	EWI	5.182
ISHARES MSCI JAPAN	EWJ	1,036.89
ISHARES MSCI BELGIU	EWK	8.314
ISHARES MSCI SWITZI	EWL	4.147
ISHARES MSCI MALAY	EWM	44.796
ISHARES MSCI NETHE	EWN	5.117
ISHARES MSCI AUSTR	EWO	4.808
ISHARES MSCI SPAIN	EWP	7.027
ISHARES MSCI FRANC	EWQ	5.923
ISHARES MSCI SINGAI	EWS	35.523
ENERGY WEST INC	EWST	1.748
ISHARES MSCI TAIWAI	EWT	73.878
ISHARES MSCI UNITEI	EWU	64.196
ISHARES MSCI MEXIC	EWW	37.523
ISHARES MSCI SOUTH	EWY	30.989
ISHARES MSCI BRAZIL	EWZ	77.355
EXACTECH INC	EXAC	11.573
EXAR CORP	EXAR	99.304
EXACT SCIENCES COI	EXAS	50.23
CORPORATE EXECUT	EXBD	64.949
EXELON CORP	EXC	650.526
PECO ENERGY CO	EXC1	@NA
EXELON GENERATION	EXC2	@NA
EXTENDICARE INC -S	EXE	1.374
EXELIXIS INC	EXEL	74.444
EXFO ELECTRO OPTIC	EXFO	6.084
EXCHANGE NATL BAN	EXJF	1.193
EXLSERVICE HOLDING	EXLS	@NA
EXCEL MARITIME CAR	EXM	1.13
EAGLE MATERIALS IN	EXP	6.633
EXPEDITORS INTL WA	EXPD	238.799
EXPONENT INC	EXPO	5.508
EXTRA SPACE STORA	EXR	@NA
EXTREME NETWORKS	EXTR	1,047.92
EXX INC -CL A	EXX.A	5.416
VISX INC/DE	EYE	116.293
EYETECH PHARMACE	EYET	@NA
ENERGYTEC INC	EYTC	7.861
ISHARES MSCI SOUTH	EZA	@NA
EZ AUCTIONS & SHIPP	EZAU	0.002
EASYLINK INFO TECHI	EZEE	@NA
E-Z-EM INC	EZEM	3.307
EZCORP INC -CL A	EZPW	8.736
ISHARES MSCI EMU IN	EZU	9.798
EASY GARDENER PRC	EZY.PA	@NA
FORD MOTOR CO	F	2,734.56
FORD MOTOR CO-PRE	F.F	@NA

FORD MOTOR CREDIT	F1	@NA
FAIRCHILD CORP -CL	FA	9.681
FIRST ACCEPTANCE C	FAC	3.026
FIRST ALBANY COMPA	FACT	10.863
FIRST ADVANTAGE CC	FADV	1.441
FIRST AMERICAN COR	FAF	109.442
FALCONSTOR SOFTW	FALC	40.163
FIRST TR ABERDEEN (	FAM	@NA
FLAMEMASTER CORP	FAMEC	0.13
FAO INC	FAOOQ	38.635
FARREL CORP	FARL	0.841
FARMER BROS CO	FARM	2.533
FARO TECHNOLOGIES	FARO	67.459
FASTENAL CO	FAST	158.863
FIRST AVIATION SVCS	FAVS	2.087
ABERDEEN ASIA PACI	FAX	187.153
FLAGSTAR BANCORP	FBC	113.174
FIBERCORE INC	FBCE	37.11
FIRST BANCORP INDIA	FBEI	0.583
FIRSTBANK CORP	FBMI	3.848
FIRST NATIONAL BAN(	FBMT	0.239
FURNITURE BRANDS I	FBN	145.333
FIRST BANCORP/NC	FBNC	2.89
FIRSTBANK NW CORP	FBNW	1.355
FIRST BANCORP P R	FBP	19.851
FRIEDMN BILLINGS RN	FBR	195.101
FOSTERS GROUP LTD	FBRWY	13.123
FIRST BANCSHARES II	FBSI	0.371
FAUQUIER BANKSHAR	FBSS	0.289
FIBERSTARS INC	FBST	2.694
FIRST BANCTRUST CC	FBTC	0.848
FRANKLIN BANK CORP	FBTX	10.613
FRANKLIN COVEY CO	FC	10.444
FIRST CAPITAL INC	FCAP	0.083
FIRST CMNTY BANCSH	FCBC	2.438
FIRST COMMUNITY BA	FCBP	10.96
FOG CUTTER CAPITAL	FCCG	4.03
FIRST COMMUNITY CC	FCCO	0.22
1ST CONSTITUTION BA	FCCY	0.968
FOREST CITY ENTRPF	FCE.A	6.261
FUELCELL ENERGY IN	FCEL	158.596
FIRST COMMONWLTH	FCF	15.02
FIRSTCITY FINANCIAL	FCFC	3.234
FIRST CMNTY BK COR	FCFL	0.162
FIRST CASH FINL SVC	FCFS	35.362
FIRST CONSULTING G	FCGI	18.594
FELCOR LODGING TR	FCH	77.857
FOUNDATION COAL H(	FCL	@NA
FIRST TRUST/FOUR C(	FCM	@NA
FTI CONSULTING INC	FCN	207.052
FIRST CITIZENS BANC	FCNCA	1.932

ABERDEEN GLOBAL IN	FCO	8.566
FACTORY CARD OUTL	FCPO	2.776
FALCON PRODUCTS IN	FCPR	1.763
FAIRCHILD SEMICOND	FCS	366.883
FOCUS ENHANCEMEN	FCSE	109.023
FIRST TR/FOUR CRNR	FCT	@NA
FIRST CHARTER CORP	FCTR	9.145
FREEPRT MCMOR COI	FCX	537.056
FIRST CITIZENS BANC	FCZAE	1.442
FEDERATED DEPT ST(	FD	468.657
FIRST DATA CORP	FDC	1,311.46
FIRST DEFIANCE FINA	FDEF	1.991
FORDING CANADIAN C	FDG	14.385
FORT DEARBORN INC	FDI	2.164
FIDELITY FED BANCOF	FDLB	0.028
FAMILY DOLLAR STOR	FDO	257.608
FRESH DEL MONTE PF	FDP	113.96
FOUNDRY NETWORKS	FDRY	796.198
FACTSET RESEARCH	FDS	131.412
FEDERAL TRUST COR	FDT	1.645
FEDEX CORP	FDX	418.421
FEDERAL EXPRESS C(	FDX1	@NA
FIRSTENERGY CORP	FE	390.639
OHIO EDISON CO	FE1	@NA
PENNSYLVANIA POWE	FE2	@NA
FIRSTFED FINANCIAL	FED	15.09
FREQUENCY ELECTR(	FEI	3.462
FEI CO	FEIC	92.427
FRANKLIN ELECTRIC (	FELE	9.062
ENERGY INCOME & GF	FEN	@NA
FRANKLIN ELECTRON	FEP	3.109
STREETTRACKS DJ ST	FEU	@NA
EATON VANCE FL MUN	FEV	1.489
STREETTRACKS DJ EU	FEZ	@NA
FIRST FINANCIAL FUN	FF	9.121
FIRST TR FIDUCIARY /	FFA	@NA
FIRST FINL BANCORP	FFBC	13.604
FIRST FEDERAL BANC	FFBH	1.217
FIRST FED BANCSHAF	FFBI	1.377
FLAHERTY & CRUMRIN	FFC	@NA
FIRST FINANCIAL HOL	FFCH	6.564
FIRSTFED BANCORP I	FFDB	0.414
FFD FINANCIAL CORP	FFDF	0.182
FROZEN FOOD EXPRE	FFEX	7.683
STREETTRACKS FORT	FFF	3.58
NORTH CENTRAL BAN	FFFD	0.615
FIDELITY BANKSHARE	FFFL	8.359
FIRST FEDERAL FINAN	FFFS	@NA
FBL FINL GROUP INC	FFG	4.243
FAIRFAX FINANCIAL H	FFH	21.003
FIRST FRANKLIN CORI	FFHS	0.422

FLUSHING FINANCIAL	FFIC	13.647
FIRST FINL BANCSHAF	FFIN	3.766
F5 NETWORKS INC	FFIV	140.418
FARMERS CAPITAL BK	FFKT	1.008
FIRST FINANCIAL SER	FFKY	1.279
FFLC BANCORP INC	FFLC	1.532
FIRST FED NOR MICH	FFNM	0.153
FIRST FED BANKSHAR	FFSX	0.851
FRANKFORT TOWER I	FFTIQ	66.219
FFW CORP	FFWC	0.302
FRIEDE GOLDMAN HA	FGHLQ	14.406
FERRELLGAS PARTNE	FGP	13.372
FIRST HORIZON NATIC	FHN	177
FAIRMONT HOTELS RE	FHR	58.076
FIRST HORIZON PHAR	FHRX	160.284
FIAT SPA -ADR	FIA	16.854
FAIR ISAAC CORP	FIC	210.258
FIELDSTONE INVESTM	FICC	@NA
FINANCIAL FEDERAL (	FIF	23.044
1ST INDEPENDENCE F	FIFG	0.304
FEDERATED INVESTO	FII	138.256
FILENET CORP	FILE	106.677
INTELEFILM CORP	FILM	0.433
FISCHER IMAGING CO	FIMG	3.3
FIRST INDIANA CORP	FINB	4.186
FINISH LINE INC -CL A	FINL	179.414
FIDELITY NATL INFO S	FIS	@NA
FINANCIAL INSTITUTIC	FISI	2.907
FISERV INC	FISV	438.541
FAB INDUSTRIES INC	FIT	1.915
FIFTH THIRD BANCOR	FITB	544.257
FIFTH THIRD BANCRP·	FITB.P	@NA
COMFORT SYSTEMS U	FIX	27.333
NATIONAL BEVERAGE	FIZ	3.008
FEDDERS CORP	FJC	24.418
FUJITSU LTD -ADR	FJTSY	@NA
FIRST KEYSTONE FINI	FKFS	0.375
FRANKFORT FIRST BA	FKKY	0.263
FOOT LOCKER INC	FL	258.729
FLORIDA EAST COAST	FLA	10.131
FLAG FINANCIAL CORI	FLAG	2.236
FLAHERTY & CRUMRIN	FLC	@NA
FRONTLINE CAPITAL (	FLCGQ	11.057
FALCON FINANCIAL IN	FLCN	10.801
FLANDERS CORP	FLDR	25.024
FLEETWOOD ENTERP	FLE	102.316
FLEXTRONICS INTERN	FLEX	2,285.66
CHC HELICOPTER COI	FLI	2.941
FIRST LONG ISLAND C	FLIC	1.103
FLIR SYSTEMS INC	FLIR	237.54
FLEMING COMPANIES	FLMIQ	328.421

FLAMEL TECHNOLOGI	FLML	204.37
FUELNATION INC	FLNA	1.684
FLOWERS FOODS INC	FLO	49.55
FLOW INTL CORP	FLOW	20.778
LEESPORT FINANCIAL	FLPB	1.612
FLUOR CORP	FLR	146.216
FLOWSERVE CORP	FLS	90.624
FLORSHEIM GROUP IN	FLSCQ	0.148
M-SYSTEMS FLASH DI	FLSH	71.828
FLIGHT SAFETY TECH	FLT	28.781
1-800-FLOWERS.COM	FLWS	43.518
FLEXIINTERNATIONAL	FLXI	3.679
FLEXSTEEL INDS	FLXS	1.11
FLYI INC	FLYI	270.376
NAVIGANT INTERNATI	FLYRE	25.023
FIRST MARINER BANC	FMAR	2.489
FIRST MIDWEST BANC	FMBI	19.578
FMC CORP	FMC	63.969
FMS FINANCIAL CORP	FMCO	1.217
FIRST MARBLEHEAD C	FMD	18.249
FUTUREMEDIA PLC -A	FMDAY	887.718
FIRSTMERIT CORP	FMER	51.803
FIRST M&F CORP	FMFC	1.617
FRANKLIN MULTI-INCC	FMI	2.486
FEDERATED PREM MU	FMN	@NA
FRANKLIN MINING INC	FMNJ	0.051
FIDUCIARY/CLAYMORI	FMO	@NA
FELDMAN MALL PROP	FMP	@NA
FRESENIUS MED CARI	FMS	9.307
FIRST MUTUAL BANCS	FMSB	0.963
FINISHMASTER INC	FMST	0.824
FREMONT GENERAL C	FMT	160.4
FORBES MEDI-TECH IN	FMTI	28.176
FOMENTO ECONOMIC	FMX	63.036
FOAMEX INTERNATIOI	FMXI	34.454
F N B CORP/FL	FNB	24.242
F N B CORP/FL-PRO F(	FNB.P	@NA
FNB FINANCIAL SERVI	FNBF	1.693
FNB CORP/NC	FNBN	1.589
F N B CORP/VA	FNBP	1.327
FINET.COM INC	FNCMQ	2.396
FRANKS NURSERY & (	FNCNQ	2.389
FUNDTECH LTD	FNDT	9.494
FIDELITY NATIONAL FI	FNF	284.869
FIRST NIAGARA FINL (	FNFG	118.986
FIRST NILES FINANCIA	FNFI	0.28
FINANCIAL INDUSTRIE	FNIN	3.651
FIRST NATL LINCOLN (	FNLC	0.58
FINLAY ENTERPRISES	FNLY	4.432
FANNIE MAE	FNM	1,093.38
FINANCIAL PACIFIC C(	FNPC	@NA

FINISAR CORP	FNSR	958.677
FANSTEEL INC/DE	FNSTQ	1.704
PROVO INTERNATION	FNTP	12.193
FINITY HOLDINGS INC	FNTY	0.092
FNX MINING CO INC	FNX	1.126
FORTUNE BRANDS IN	FO	146.413
BOYDS COLLECTION L	FOB	6.373
FST OAK BROOK BAN	FOBB	2.188
FERRO CORP	FOE	53.953
SPRINT CORP	FON	837.192
UNITED TELEPHONE C	FON6	@NA
FONAR CORP	FONR	117.485
FOOTHILL INDPT BAN	FOOT	2.126
FORWARD INDUSTRIE	FORD	13.211
FORGENT NETWORKS	FORG	22.026
FORMFACTOR INC	FORM	42.069
FORRESTER RESEAR	FORR	20.387
FORMULA SYS 1985 L	FORTY	0.756
FOSSIL INC	FOSL	96.39
FOX ENTERTAINMENT	FOX	437.383
FOXHOLLOW TECHNO	FOXH	@NA
FOUNTAIN POWERBO	FPB	1.962
FLORIDA POWER COR	FPC1	@NA
FIRST PHILIPPINE FD	FPF	@NA
FIRST PLACE FINANCI	FPFC	3.668
FPIC INSURANCE GRO	FPIC	21.389
FPL GROUP INC	FPL	469.453
FLORIDA POWER & LI	FPL1	@NA
FIRST POTOMAC REAI	FPO	4.368
FEDERATED PREM IN	FPT	@NA
FIRST PACTRUST BAN	FPTB	2.631
FLORIDA PUBLIC UTIL	FPU	0.416
FIRST INDL REALTY T	FR	53.621
FLOATING RATE INCM	FRA	@NA
FLOATING RATE INCM	FRB	@NA
REPUBLIC FIRST BAN	FRBK	3.173
FIRST REPUBLIC BAN	FRC	17.724
FRIEDMAN INDUSTRIE	FRD	1.469
FRIEDMANS INC -CL A	FRDMQ	48.84
FEDERAL HOME LOAN	FRE	1,123.59
FEDERAL HOME LN M	FRE.M	@NA
FREDS INC	FRED	109.712
FIRST REGIONAL BAN	FRGB	0.122
FARGO ELECTRONICS	FRGO	28.551
FRISBY TECHNOLOGI	FRIZQ	0.703
FLORIDA ROCK INDS	FRK	32.887
FIRST MERCHANTS C	FRME	4.778
FRIENDLY ICE CREAM	FRN	2.933
FRONTIER AIRLINES I	FRNT	105.674
FRONTLINE LTD	FRO	47.606
FAIRPOINT COMMUNI	FRP	@NA

FIRST REPUBLIC COR	FRPC	0.006
FRISCH'S RESTAURAN	FRS	1.046
FRESH BRANDS INC	FRSH	1.771
FEDERAL REALTY INV	FRT	43.524
FORTEL INC/CA	FRTL	5.335
FRAWLEY CORP	FRWL	0.003
FOREST LABORATORI	FRX	739.181
FOUR SEASONS HOTE	FS	83.366
1ST STATE BANCORP	FSBC	0.053
FIDELITY BANCORP IN	FSBI	1.21
FIRST SOUTH BANCOI	FSBK	1.185
FISHER COMMUNICAT	FSCI	2.718
FEDERAL SCREW WOI	FSCR	0.167
FISHER SCIENTIFIC IN	FSH	137.985
FISHER SCIENTIFIC-PI	FSH.R	@NA
FLEXIBLE SOLUTIONS	FSI	1.971
FSI INTL INC	FSII	52.216
FREESCALE SEMICON	FSL.B	@NA
FOODARAMA SUPERM	FSM	0.069
FUSION TELECOMMUN	FSN	@NA
FIRST STATE BANCOR	FSNM	11.316
FIRSTSERVICE CORP	FSRV	3.677
FEDERAL SIGNAL COI	FSS	76.217
FEDERAL SIGNAL COI	FSS.F	@NA
FASTNET CORP	FSSTQ	53.305
FOREST OIL CORP	FST	105.929
FASTCLICK INC	FSTC	@NA
FIRST STATE FINANCI	FSTF	@NA
FOSTER (LB) CO	FSTR	3.312
FIRSTWAVE TECHNOL	FSTW	12.83
FRANKLIN UNIVERSAL	FT	17.073
FRONTIER FINANCIAL	FTBK	4.848
FTD GROUP INC	FTD	@NA
FRANCE TELECOM -A	FTE	34.171
FUEL-TECH NV	FTEK	12.678
FRANKLIN TEMPLETOI	FTF	@NA
FARMSTEAD TELEPHC	FTG	0.855
FIBERNET TELECOM C	FTGX	96.139
FEATHERLITE INC	FTHR	2.584
FMC TECHNOLOGIES	FTI	90.665
FANTOM TECHNOLOG	FTMTQ	0.152
FRONTIER OIL CORP	FTO	51.731
FUTURELINK CORP	FTRLQ	0.163
FOOTSTAR INC	FTSTQ	100.709
FACTORY 2-U INC	FTUSQ	123.776
STREICHER MOBILE F	FUEL	0.69
FUJI HEAVY INDS LTD	FUJHY	@NA
FUJI PHOTO FILM -AD	FUJIY	14.799
FULLER (H. B.) CO	FUL	28.609
FULTON FINANCIAL C	FULT	45.71
CEDAR FAIR -LP	FUN	15.924

FIRST UTD CORP	FUNC	2.016
ROYCE FOCUS TRUST	FUND	6.781
FIRST UNION RE EQ &	FUR	17.897
FIRST VIRTUAL COMM	FVCCQ	5.896
FIRST TR VALUE LINE	FVD	@NA
FIVE STAR QUALITY C	FVE	9.07
FIRST TRUST/VALUE L	FVI	@NA
FIRST TRUST VALUE L	FVL	@NA
FAVRILLE INC	FVRL	@NA
FINDWHAT.COM	FWHT	167.527
FORWARD AIR CORP	FWRD	42.928
FIRST WEST VIRGINIA	FWV	0.106
FX ENERGY INC	FXEN	17.651
FOXBY CORP	FXX	1.707
CUISINE SOLUTIONS I	FZN	1.141
GILLETTE CO	G	815.931
GABELLI EQUITY TRUS	GAB	45.651
GERMAN AMERICAN B	GABC	2.519
GADZOOKS INC	GADZQ	38.128
GREATER ATLANTIC F	GAFC	1.348
GLOBAL-TECH APPLIA	GAI	2.427
GAIAM INC	GAIA	7.218
LANGER INC	GAIT	0.392
GENERAL AMERICAN I	GAM	6.245
GREAT ATLANTIC & PA	GAP	59.401
NICOR INC	GAS	92.148
NORTHERN ILLINOIS G	GAS1	@NA
WILSON GREATBATCH	GB	50.396
GREATER BAY BANCC	GBBK	146.713
GLACIER BANCORP IN	GBCI	9.964
GB HOLDINGS INC	GBHD	1.396
GENESIS BIOVENTURI	GBI	17.21
GABELLI ASSET MGMT	GBL	11.8
GLOBAL PHARMATECH	GBLP	0.049
GREAT BASIN GOLD L	GBN	64.131
GENERAL BINDING CO	GBND	2.534
GABLES RESIDENTIAL	GBP	36.792
CABELTEL INTERNATI	GBR	1.251
G B & T BANCSHARES	GBTB	1.8
GLOBAL LT TELECOMI	GBTI	0.125
GATEWAY FINANCIAL	GBTS	1.069
GREENBRIER COMPAI	GBX	4.779
GLOBAL CASH ACCES	GCA	@NA
GREENE COUNTY BAN	GCBC	0.188
GREENE CNTY BANCH	GCBS	1.508
GRANITE CITY FOOD &	GCFB	0.515
CENTRAL FEDERAL CO	GCFC	0.597
GOLDEN CYCLE GOLD	GCGC	0.01
GREATER CHINA FUNI	GCH	15.853
GANNETT CO	GCI	260.924
GENESCO INC	GCO	73.073

GLOBECOMM SYSTEM	GCOM	9.456
GENENCOR INTL INC	GCOR	13.539
SCUDDER GLOBAL CC	GCS	@NA
GMH COMMUNITIES TI	GCT	@NA
GABELLI CONV & INCC	GCV	4.663
GENERAL DYNAMICS (	GD	387.936
SALOMON BROS GLBL	GDF	5.8
GARDNER DENVER IN	GDI	10.479
GOODRICH PETROLEU	GDP	3.889
GUIDANT CORP	GDT	636.106
GABELLI DIVIDEND & I	GDV	@NA
GOLDEN WEST FINAN	GDW	304.216
GOODYS FAMILY CLO	GDYS	25.46
GENERAL ELECTRIC C	GE	5,177.30
GENERAL ELECTRIC C	GE.F	@NA
GENERAL ELECTRIC C	GE1	@NA
GENERAL ELECTRIC C	GE2	@NA
GEAC COMPUTER COI	GEAC	@NA
GEERLINGS & WADE II	GEER	0.563
GREIF INC -CL A	GEF	6.261
GLOBAL POWER EQUI	GEG	27.545
GEHL CO	GEHL	3.166
GENESIS ENERGY -LP	GEL	4.466
GEMPLUS INTL SA -AI	GEMP	5.442
GLENAYRE TECHNOL	GEMS	62.085
GENAERA CORP	GENR	243.638
GENZYME CORP	GENZ	831.495
GEORESOURCES INC	GEOI	1.479
GEOLOGISTICS CORP	GEOL	@NA
GLOBAL EPOINT INC	GEPT	4.372
GERMANY FUND	GER	6.29
GERON CORP	GERN	413.22
GUESS INC	GES	29.975
GAYLORD ENTERTAIN	GET	18.687
GENTEK INC	GETI	28.085
GLOBIX CORP	GEX	6.05
GEXA CORP	GEXA	1.061
NEW GERMANY FD	GF	10.221
GUARANTY FED BANC	GFED	0.8
GRIFFON CORP	GFF	36.491
GOLD FIELDS LTD -AI	GFI	556.387
GFI GROUP INC	GFIG	@NA
GREATER COMMUNIT	GFLS	2.098
GENESIS FINANCIAL IN	GFNL	@NA
GREAT AMERN FINL R	GFR	2.22
PLM EQUIP GROWTH I	GFWPZ	0.055
MEDIA SCIENCES INTL	GFX	0.818
PLM EQUIPMENT GRO	GFXPZ	0.111
SALOMON BROS VAR	GFY	@NA
PLM EQUIP GROWTH I	GFYPZ	0.108
GOLDCORP INC	GG	441.468

GOLDCORP INC -PRO	GG.P	@NA
GRUPO FINANCIERO (	GGAL	59.919
GERDAU SA -ADR	GGB	75.813
GEORGIA GULF CORP	GGC	72.185
GRACO INC	GGG	55.974
GEO GROUP INC	GGI	9.811
GIANT GROUP LTD	GGLT	0.002
GABELLI GLBL GOLD N	GGN	@NA
GENUS INC	GGNS	70.692
GENERAL GROWTH PI	GGP	203.282
GEOGLOBAL RESOUR	GGR	20.745
GABELLI GLBL MULTIN	GGT	4.226
COMPAGNIE GEN GEC	GGY	0.464
GENESIS HEALTHCAR	GHCI	9.688
GLOBAL HI INCOME DI	GHI	12.901
GREENHILL & CO INC	GHL	@NA
GRAHAM CORP	GHM	0.422
RED LAKE RESOURCE	GHVRF	@NA
GIANT INDUSTRIES IN	GI	13.075
CGI GROUP INC -CL A	GIB	16.132
GLOBAL INCOME FUNI	GIF	2.598
GULF ISLAND FABRIC/	GIFI	8.969
GIGA-TRONICS INC	GIGA	1.854
GIGAMEDIA LTD	GIGM	316.123
G-III APPAREL GROUP	GIII	2.372
GILDAN ACTIVEWEAR	GIL	4.821
GILEAD SCIENCES INC	GILD	1,923.18
GILAT SATELLITE NET	GILTF	20.244
TEMPLETON GLOBAL	GIM	75.78
GENERAL MILLS INC	GIS	387.529
GLOBAL IMAGING SYS	GISX	45.2
GIVEN IMAGING LTD	GIVN	29.764
WILBER CORP	GIW	0.348
GOLD KIST INC/DE	GKIS	@NA
GRAMERCY CAPITAL (	GKK	@NA
G&K SERVICES INC -C	GKSRA	18.239
GLADSTONE CAPITAL	GLAD	8.093
GLENBOROUGH REAL	GLB	23.792
GLOBAL CROSSING LT	GLBC	762.436
GLOBAL INDUSTRIES I	GLBL	105.742
GLEN BURNIE BANCOI	GLBZ	0.322
STREETTRACKS GOLI	GLD	@NA
GOLD BANC CORP INC	GLDB	47.023
GOLDEN ENTERPRISE	GLDC	1.232
GOLDEN TELECOM IN	GLDN	25.206
GLENCAIRN GOLD CO	GLE	@NA
GUILFORD PHARMACE	GLFD	108.915
GLAMIS GOLD LTD	GLG	254.395
GENE LOGIC INC	GLGC	43.895
GLYCOGENESYS INC	GLGS	23.255
GALLAHER GROUP PL	GLH	8.969

GREAT LAKES CHEMI(	GLK	98.121
GOLAR LNG LTD BERN	GLNG	11.538
AHPC HOLDINGS INC	GLOV	1.29
GLOWPOINT INC	GLOW	25.704
CLOUGH GLOBAL EQL	GLQ	@NA
GLATFELTER	GLT	32.441
GABELLI GLOBAL UTIL	GLU	@NA
CLOUGH GLOBAL ALL(	GLV	@NA
CORNING INC	GLW	2,633.27
GENLYTE GROUP INC	GLYT	9.54
GENERAL MOTORS C(	GM	1,395.72
GENERAL MOTORS C(	GM.F	@NA
GENERAL MOTORS A(	GM1	@NA
MANNING GREG AUCT	GMAI	21.97
GREEN MTN COFFEE I	GMCR	3.546
GAMESTOP CORP	GME.B	94.87
GRUMA SA DE CV -AD	GMK	0.498
MAGIC LANTERN GRO	GML	0.734
GREEN MOUNTAIN PO	GMP	2.696
GENERAL MARITIME C	GMR	35.504
GULFMARK OFFSHOR	GMRK	11.572
GEMSTAR-TV GUIDE II	GMST	493.104
GATX CORP	GMT	133.718
GATX CAPITAL CORP	GMT3	@NA
GAMETECH INTERNAT	GMTC	1.799
GANDER MOUNTAIN C	GMTN	@NA
GMX RESOURCES INC	GMXR	4.039
GERDAU AMERISTEEL	GNA	@NA
GENEREX BIOTECHNC	GNBT	65.657
GNC CORP-REDH	GNC	@NA
GENERAL COMMUNIC	GNCMA	33.526
GORAN CAPITAL INC	GNCN	0.041
GREAT NORTHERN IR(	GNI	0.78
GENERAL CREDIT COI	GNIZQ	0.214
GENELABS TECHNOL(	GNLB	64.437
GENERAL CHEMICAL (	GNMP	2.781
GENERAL DATACOMM	GNRD	1.411
GENERAL BEARING C(	GNRL	0.681
GENAISSANCE PHARM	GNSC	24.57
GENESIS MICROCHIP	GNSS	548.042
GENESYS SA -ADR	GNSY	7.699
GENTA INC	GNTA	282.701
GENTEX CORP	GNTX	343.154
GUARANTY BANCSHA	GNTY	0.155
GENVEC INC	GNVC	65.542
GENEVA FINANCIAL C(	GNVN	0.094
GENWORTH FINANCIA	GNW	@NA
GOAMERICA INC	GOAM	8.739
GOL INTELLIGENT AIR	GOL	@NA
RANDGOLD RESOURC	GOLD	214.215
WOMENS GOLF UNLIM	GOLF	0.156

GO ONLINE NETWORK	GONT	351.94
GLADSTONE COMMEF	GOOD	6.337
GOOGLE INC	GOOG	@NA
GEOPHARMA INC	GORX	13.59
OSHKOSH B'GOSH INC	GOSHA	11.639
GOTTSCHALKS INC	GOT	5.194
GOURMET GROUP INC	GOUG	0.054
GOUVERNEUR BANCC	GOV	0.196
GEORGIA-PACIFIC CO	GP	418.547
GENUINE PARTS CO	GPC	114.492
GREEN POWER ENER	GPEH	4.082
GROUP 1 AUTOMOTIV	GPI	40.468
GAMING PARTNERS IN	GPIC	1.081
GRAPHIC PACKAGING	GPK	8.205
GLOBAL PAYMENTS IN	GPN	38.813
GOVERNMENT PROPE	GPP	@NA
GEN-PROBE INC	GPRO	269.427
GAP INC	GPS	1,485.66
GLOBAL PAYMENT TE	GPTX	2.317
METROPOLITAN EDIS	GPU1	@NA
PENNSYLVANIA ELEC	GPU2	@NA
JERSEY CENTRAL PO	GPU3	@NA
GP STRATEGIES CP	GPX	5.326
GOODRICH CORP	GR	213.659
GRACE (W R) & CO	GRA	127.673
BANK OF GRANITE CO	GRAN	3.295
GERBER SCIENTIFIC II	GRB	15.201
GORMAN-RUPP CO	GRC	1.738
S&P 500 GEARED FUN	GRE	@NA
GREY GLOBAL GROUF	GREY	0.51
GOREMOTE INTERNET	GRIC	109.917
GRIFFIN LAND & NURS	GRIF	0.38
GRILL CONCEPTS INC	GRILE	1.059
GRAND TOYS INTL LTI	GRIN	3.571
GARMIN LTD	GRMN	159.087
GREENMAN TECHNOL	GRN	2.216
U S GLOBAL INVS INC	GROW	0.943
GRANT PRIDECO INC	GRP	198.046
ASIA TIGERS FUND IN	GRR	7.091
GAMMON LAKE RESOI	GRS	12.024
GLIMCHER REALTY TF	GRT	39.4
GURUNET CORP	GRU	@NA
GOLD RESERVE INC	GRZ	14.842
GOLDMAN SACHS GR	GS	984.085
GREAT SOUTHERN BA	GSBC	2.945
GLOBALSANTAFE COF	GSF	455.75
GLOBAL SEAFOOD TE	GSFT	3.173
GUANGSHEN RAILWA	GSH	8.571
GSI COMMERCE INC	GSIC	35.367
GSI TECHNOLOGY INC	GSIT	@NA
GLAXOSMITHKLINE PL	GSK	241.894

GLOBAL SIGNAL INC	GSL	@NA
GS FINANCIAL CORP	GSLA	0.845
GSI LUMONICS INC	GSLI	9.651
GSOCIETY INC	GSOC	3.178
GLOBAL SOURCES LT	GSOL	0.871
GOLDEN STAR RESOU	GSS	346.193
GASCO ENERGY INC	GSX	45.529
GOODYEAR TIRE & RU	GT	637.436
GOLF TRUST OF AMEF	GTA	3.665
GILMAN & CIOCIA INC	GTAX	0.347
GTC BIOTHERAPEUTIC	GTCB	29.029
GRAFTECH INTERNAT	GTI	122.354
GOOD TIMES RESTAU	GTIM	0.655
GENTIVA HEALTH SER	GTIV	33.451
GTECH HOLDINGS CO	GTK	284.585
GRAY TELEVISION INC	GTN	3.03
GENITOPE CORP	GTOP	4.962
GUITAR CENTER INC	GTRC	108.392
GTSI CORP	GTSI	9.958
GRANDETEL TECHNOI	GTTIF	1.375
GT GROUP TELECOM	GTTLQ	0.789
GATEWAY INC	GTW	532.04
GTX INC	GTXI	@NA
GETTY REALTY CORP	GTY	13.306
GUCCI GROUP NV -AD	GUCG	42.099
GFSB BANCORP INC	GUPB	0.03
GABELLI UTILITY TRUS	GUT	13.954
GOLDFIELD CORP	GV	24.695
GRANITE CONSTRUCT	GVA	50.704
GREENVILLE FIRST BA	GVBK	0.289
GEVITY HR INC	GVHR	57.192
VI GROUP PLC -ADR	GVIPY	0.036
GSE SYSTEMS INC	GVP	0.382
MORGAN STANLY GVT	GVT	11.906
GRAVITAS INTERNATI	GVTS	14.117
GREY WOLF INC	GW	372.677
GREAT-WEST LIFE & A	GWL	@NA
GREAT-WEST LIFE & A	GWL.1	@NA
GENESIS WORLDWIDE	GWOW	0.035
GENESEE & WYOMING	GWR	27.634
GEOWORKS CORP	GWRX	24.524
GRAINGER (W W) INC	GWW	126.48
GREAT PLAINS ENERG	GXP	76.407
KANSAS CITY POWER	GXP1	@NA
GALAXY NUTRITIONAL	GXY	5.753
GENCORP INC	GY	41.112
GETTY IMAGES INC	GYI	100.04
GYMBOREE CORP	GYMB	156.598
GYRODYNE CO OF AM	GYRO	0.306
HAWAIIAN HOLDINGS	HA	25.949
HABERSHAM BANCOR	HABC	0.689

HAEMONETICS CORP	HAE	38.981
HALLMARK FINL SVCS	HAF.EC	0.91
HANMI FINANCIAL COI	HAFC	8.806
HAIN CELESTIAL GROI	HAIN	73.431
HALLIBURTON CO	HAL	999.925
HAMPSHIRE GROUP L	HAMP	2.169
HANSON PLC -ADR	HAN	3.709
HANAROTELECOM INC	HANA	5.031
HANSEN NATURAL CO	HANS	2.984
HARMAN INTERNATIO	HAR	162.937
HARBOR FLORIDA BAI	HARB	14.943
HARLEYSVILLE SVGS	HARL	0.488
HASBRO INC	HAS	248.187
HASTINGS ENTERTAIN	HAST	4.273
HATTERAS INCOME SI	HAT	0.774
HAUPPAUGE DIGITAL	HAUP	6.185
HAUSER INC	HAUSQ	0.8
HAVAS -ADR	HAVS	5.822
PETROHAWK ENERGY	HAWK	2.816
HEALTHAXIS INC	HAXS	3.724
HAYES LEMMERZ INTI	HAYZ	24.05
HILLENBRAND INDUST	HB	37.891
HILLENBRAND IND-PR	HB.F	@NA
HUNTINGTON BANCSH	HBAN	194.148
HSBC HOLDINGS PLC	HBC	314.959
HUB INTERNATIONAL	HBG	14.477
HANCOCK HOLDING C	HBHC	10.966
HARVARD BIOSCIENC	HBIO	26.227
HORIZON BANCORP/IN	HBNC	0.79
HUTTIG BLDG PRODS	HBP	4.414
HYBRIDON INC	HBY	19.517
HANOVER COMPRESS	HC	137.878
HCA INC	HCA	899.29
HUDSON CITY BANCO	HCBK	51.407
HCC INSURANCE HOL	HCC	71.796
FIDUCIARY/CLAYMORI	HCE	@NA
HEALTHCENTRAL.COM	HCENQ	0.014
HOME CITY FINANCIAL	HCFC	0.145
MERRILL LYNCH CAN/	HCH	@NA
HANOVER CAPITAL M	HCM	9.572
HEALTH CARE REIT IN	HCN	44.596
HAMPTON CONSULTIN	HCNP	1.853
HYPERSPACE COMM I	HCO	@NA
HEALTH CARE PPTYS	HCP	131.545
MANOR CARE INC	HCR	141.721
HEALTHCARE SERVIC	HCSG	17.491
HECTOR COMMUNICA	HCT	0.73
HEALTHCARE TECHNC	HCTL	3.091
HOME DEPOT INC	HD	2,620.00
HDFC BANK LTD -ADR	HDB	15.439
HARLEY-DAVIDSON IN	HDI	612.327

HANDLEMAN CO	HDL	33.446
HARDINGE INC	HDNG	2.281
HUDSON TECHNOLOG	HDSN	1.269
SPATIALIGHT INC	HDTV	41.556
HYPERDYNAMICS COI	HDY	24.087
HAWAIIAN ELECTRIC I	HE	76.38
HAWAIIAN ELECTRIC (	HE1	@NA
HEMISPHERX BIOPHA	HEB	28.462
HARKEN ENERGY COI	HEC	601.867
HEAD N V -ADR	HED	5.358
HEICO CORP	HEI	8.047
HEI INC	HEII	5.056
HELEN OF TROY CORI	HELE	70.583
HELIX TECHNOLOGY (	HELX	46.203
HEMOSENSE INC -REI	HEMO	@NA
HOLLY ENERGY PART	HEP	@NA
HOLLIS-EDEN PHARM/	HEPH	51.733
H E R C PRODUCTS IN	HERC	1.814
HARRAHS ENTERTAIN	HET	252.639
HEALTHETECH INC	HETC	9.395
HEWITT ASSOCIATES	HEW	60.742
HOPFED BANCORP IN	HFBC	0.411
HF FINANCIAL CORP	HFFC	0.834
HERITAGE FINL CORP	HFWA	3.193
HOMEGOLD FINANCIA	HGFNQ	2.54
HAGGAR CORP	HGGR	2.784
HARLEYSVILLE GROU	HGIC	16.579
HONGKONG ELEC HLI	HGKGY	@NA
HASTINGS MFG CO	HGMG	0.297
HOSOI GARDEN MORT	HGMI	0
HUGO INTL TELECOM	HGOI	0.766
HORIZON GROUP PRC	HGPI	0.294
HANGER ORTHOPEDI(	HGR	31.156
HUMAN GENOME SCIE	HGSI	560.757
HUGOTON ROYALTY T	HGT	33.141
HOOPER HOLMES INC	HH	47.691
HUDSON HIGHLAND G	HHGP	60.902
INTERNET HOLDERS T	HHH	54.169
HARTE HANKS INC	HHS	48.529
HOUSEHOLD FINANCE	HI2	@NA
HIBERNIA CORP -CL A	HIB	123.686
HIBBETT SPORTING G	HIBB	35.966
HIBERNIA FOODS PLC	HIBNY	35.251
SALOMON BROS HI IN	HIF	2.184
HI/FN INC	HIFN	19.277
HINGHAM INSTN FOR	HIFS	0.226
HARTFORD FINL SVCS	HIG	489.48
HIGHLAND HOSPITALI	HIH	16.954
HIGHWAY HOLDINGS I	HIHO	4.809
DOT HILL SYSTEMS C(	HILL	146.894
HIGH INCM OPPORTUI	HIO	38.236

DIVERSIFIED CORP RE	HIRD	1.382
HI-RISE RECYCLING S	HIRI	1.456
BLACKROCK HIGH INC	HIS	24.637
GALLERY OF HISTORY	HIST	0.167
HITACHI LTD -ADR	HIT	15.817
HI TECH PHARMACAL	HITK	87.117
CALYPTE BIOMEDICAL	HIV	765.49
HIGHWOODS PROPER	HIW	64.657
SALOMON BROS HIGH	HIX	38.947
HANCOCK FABRICS IN	HKF	26.421
HAWKER RESOURCES	HKRRF	0.717
HECLA MINING CO	HL	394.342
HAROLDS STORES IN(	HLD	1.278
HEALTHEXTRAS INC	HLEX	29.267
HERBALIFE LTD	HLF	0
WH INTERMEDIATE HL	HLF1	@NA
HOME LOAN FINANCIA	HLFC	0.15
HOLLINGER INC	HLGAF	0.003
HARMONIC INC	HLIT	187.861
HILAND PARTNERS LP	HLND	@NA
HOLLINGER INTL INC	HLR	41.535
HILTON HOTELS CORP	HLT	440.103
WEBMD CORP	HLTH	814.701
HARRELL HOSPITALIT	HLTLA	0.022
HOLLYWOOD ENTMT (	HLYW	273.719
HEALTH MANAGEMEN	HMA	442.349
HOMEBANC CORP	HMB	@NA
HONDA MOTOR LTD -,	HMC	93.387
HOME DIRECTOR INC	HMDR	0.942
HOME PROPERTIES IN	HME	46.608
HMG COURTLAND PR(	HMG	0.082
HMG WORLDWIDE CO	HMGCQ	0.593
HMI INDUSTRIES INC	HMII	0.663
HEMLOCK FED FINL C	HMKF	0.071
HA2003 INC	HMLOQ	6.293
HORACE MANN EDUC/	HMN	35.128
HMN FINANCIAL INC	HMNF	2.169
HOMESEEKERS.COM I	HMSKQ	10.702
HEMOSOL CORP	HMSL	130.105
HMS HOLDINGS CORP	HMSY	9.157
HOST MARRIOTT COR	HMT	280.114
HARTMARX CORP	HMX	12.208
HARMONY GOLD MINI	HMY	398.463
HARLEYSVILLE NATL (	HNBC	6.177
HANOVER FOODS CO	HNFSA	0.071
HNI CORP	HNI	33.092
HUANENG POWER INT	HNP	34.168
HARVEST NATURAL R	HNR	41.301
HEALTH NET INC	HNT	167.865
HANOVER DIRECT INC	HNVD	7.762
HEINZ (H J) CO	HNZ	310.018

HOLLY CORP	HOC	30.204
HORIZON OFFSHORE	HOFF	51.446
HOOKER FURNITURE	HOFT	11.477
HOLLYWOOD MEDIA C	HOLL	17.015
HOLOGIC INC	HOLX	33.59
HOME SOLUTIONS AM	HOM	5.874
HOME FEDERAL BANC	HOME	@NA
HOME FED BANCORP/	HOMF	2.671
HOMESTORE INC	HOMS	262.89
HOME PRODUCTS INT	HOMZ	3.561
HONEYWELL INTERNA	HON	917.216
GLACIER WATER SER	HOO	0.581
REDHOOK ALE BREWI	HOOK	1.939
HORIZON HEALTH COI	HORC	2.484
HINES HORTICULTURE	HORT	4.606
HORNBECK OFFSHOR	HOS	@NA
ARLINGTON HOSPITAL	HOST	1.892
STARWOOD HOTELS&	HOT	349.882
HOT TOPIC INC	HOTT	249.32
HOVNANIAN ENTRPRS	HOV	388.255
HELMERICH & PAYNE	HP	85.64
HEARTLAND PAYMEN	HPAY	@NA
HERCULES INC	HPC	133.351
HANCOCK JOHN PREF	HPF	@NA
HANCOCK JOHN PFD I	HPI	@NA
HARRIS INTERACTIVE	HPOL	109.15
HEWLETT-PACKARD C	HPQ	3,094.81
HANCOCK JOHN PFD I	HPS	@NA
HOSPITALITY PROPEF	HPT	84.144
H & Q HEALTHCARE IN	HQH	8.135
H & Q LIFE SCIENCES	HQL	6.108
HEALTHCARE REALTY	HR	44.626
HURRAY HOLDING CO	HRAY	@NA
BLOCK H & R INC	HRB	364.822
HILB ROGAL & HOBBS	HRH	86.397
HORMEL FOODS CORI	HRL	63.197
HERLEY INDUSTRIES I	HRLY	30.2
HRPT PROPERTIES TF	HRP	106.235
HARRIS CORP	HRS	195.456
HIRSCH INTL CORP -C	HRSH	7.402
ARRHYTHMIA RESH TI	HRT	12.139
HARVEY ELECTRONIC	HRVE	1.883
HORIZON LINES INC -F	HRZ	@NA
HORIZON FINANCIAL C	HRZB	6.036
HARSCO CORP	HSC	30.125
HARTFORD INCOME S	HSF	3.072
SCHEIN HENRY INC	HSIC	216.596
HEIDRICK & STRUGGL	HSII	30.887
HESKA CORP	HSKA	28.091
HYPERION STRATEGI	HSM	@NA
HOSPIRA INC	HSP	@NA

HI-SHEAR TECHNOLO	HSR	1.668
HEALTHSTREAM INC	HSTM	5.036
HIGHVELD STL & VAN	HSVLY	0.705
HERSHEY CO	HSY	211.935
HOMELAND SECURITY	HSYN	2.004
HERSHA HOSPITALITY	HT	7.707
HEALTHTRAC INC	HTAC	52.519
HYPERION 2002 TERM	HTB.1	@NA
HERITAGE COMMERC	HTBK	4.698
HUNGARIAN TEL & CA	HTC	2.931
HUTCHINSON TECH	HTCH	123.913
HICKORY TECH CORP	HTCO	3.939
HANCOCK JOHN TAX-	HTD	@NA
HERITAGE PPTY INVE	HTG	33.326
HALOZYME THERAPE	HTI	0
HEARTLAND PARTNE	HTL	1.48
HEARTLAND EXPRESS	HTLD	73.927
HEARTLAND FINANCI	HTLF	3.221
HYPERION 2005 INVT	HTO	7.88
HYPERION TOTAL RE	HTR	16.951
HEALTHTRONICS INC	HTRN	19.19
HEARST-ARGYLE TEL	HTV	37.276
HISPANIC TV NETWO	HTVNQ	10.691
HUTCHISON TELECOM	HTX	@NA
HUDSON UNITED BAN	HU	43.047
HUBBELL INC -CL B	HUB.B	28.74
HUB GROUP INC -CL	HUBG	8.37
HUFFY CORP	HUFCQ	8.925
HUGHES SUPPLY INC	HUG	73.923
HUMANA INC	HUM	273.155
HUMMINGBIRD LTD	HUMC	1.73
HUMPHREY HOSPITAL	HUMP	3.681
HUNTSMAN CORP	HUN	@NA
HURCO COMPANIES I	HURC	3.127
HURON CONSULTING	HURN	@NA
HANOVER GOLD CO I	HVGO	5.076
BAYERISCHE HYPO-U	HVMGY	@NA
HAVERTY FURNITURE	HVT	22.665
HEADWATERS INC	HW	94.528
HEADWAY CORPORA	HWCR	18.77
HOME FINANCIAL BAN	HWEN	0.322
HARRINGTON WEST F	HWFG	2.982
HALLWOOD GROUP I	HWG	0.446
HAWK CORP	HWK	1.422
HAWKINS INC	HWKN	2.823
HALIFAX CORP	HX	0.636
HEXCEL CORP	HXL	9.537
DESARROLLADORA H	HXM	@NA
NEW AMERICA HI INC	HYB	59.099
HYBRID NETWORKS I	HYBR	2.971
HYPERCOM CORP	HYC	38.822

HYDRIL CO	HYDL	22.069
MANAGED HIGH YIELD	HYF	24.208
HYDROGENICS CORP	HYGS	31.945
CORTS TR WEYERHAE	HYH	@NA
HIGH YIELD INCOME F	HYI	5.27
CORTS TR INTL BUSIN	HYJ	@NA
HAYNES INTERNATION	HYNI	@NA
HIGH YIELD PLUS FUN	HYP	9.776
HYPERION SOLUTIONS	HYSL	200.147
CORPORATE HIGH YIE	HYT	@NA
HYTHIAM INC	HYTM	0.977
CORPORATE HIGH YIE	HYV	22.264
MARINEMAX INC	HZO	7.548
INTERNATIONAL ASSE	IAAC	1.242
INSURANCE AUTO AU	IAAI	11.101
INFORMATION ARCHIT	IACH	8.878
IAC/INTERACTIVECOR	IACI	2,100.58
ABERDEEN AUSTRALI	IAF	4.772
IAMGOLD CORP	IAG	72.709
INTERNET ARCHITECT	IAH	14.442
INTIER AUTOMOTIVE I	IAIA	2.159
INTL ALUMINUM	IAL	1.792
IA GLOBAL INC	IAO	17.151
INTEGRA LIFESCIENCI	IART	84.117
INTEGRATED ALARM S	IASGE	41.491
ISHARES COMEX GOL	IAU	@NA
INTL ABSORBENTS IN	IAX	2.981
INDUSTRIAS BACHOC	IBA	4.544
ISHARES NASDAQ BIO	IBB	124.385
INTL BIOFUEL & BIOCH	IBBO	2.287
INTERVEST BANCSHA	IBCA	2.702
INTERSTATE BAKERIE	IBCIQ	115.382
INDEPENDENT BANK C	IBCP	9.958
INTERACTIVE BRAND	IBDI	0.493
IBEAM BROADCASTIN	IBEMQ	0.667
INTERLINE BRANDS IN	IBI	@NA
IBIS TECHNOLOGY CC	IBIS	31.012
IBERIABANK CORP	IBKC	4.209
INTL BUSINESS MACH	IBM	1,855.44
ICICI BANK LTD -ADR	IBN	71.585
INTEGRA BANK CORP	IBNK	4.718
INTL BANCSHARES CC	IBOC	11.321
INTRABIOTICS PHARM	IBPI	21.874
IBUYDIGITAL.COM INC	IBUY	@NA
EMPRESAS ICA SOC C	ICA	15.152
I-CABLE COMMUN LTD	ICAB	1.326
ICAD INC	ICAD	16.343
MORGAN STANLY INC	ICB	2.531
INDEPENDENCE CMNT	ICBC	53.495
INTERNET COMMERCI	ICCA	7.513
IMMUCELL CORP	ICCC	2.22

INSIGHT COMMUNICA	ICCI	92.046
INTERNET COMMERCI	ICCXQ	0.928
INTERCONTINENTALE	ICE	@NA
NATURAL SOLUTIONS	ICEB	0.127
ISHARES COHEN STEI	ICF	14.636
INTERNET CAP GROUI	ICGE	111.1
ICAGEN INC	ICGN	@NA
INVESTORS CAPITAL H	ICH	0.822
IMPERIAL CHEM INDS	ICI	38.731
ICON PLC -ADR	ICLR	14.408
INTL DE CERAMICA SA	ICM	0.349
INTERCHANGE MEDIC	ICMI	1.037
ICO INC	ICOC	6.848
ICORIA INC	ICOR	28.51
ICOS CORP	ICOS	434.291
IMCOR PHARMACEUTI	ICRP	0.071
MORGAN STANLY INS	ICS	1.144
INTEGRATED CIRCUIT	ICST	390.084
ICT GROUP INC	ICTG	5.953
ICTS INTERNATIONAL	ICTS	3.15
EYECITY.COM INC	ICTY	0.15
CENUCO INC	ICU	0.955
ICU MEDICAL INC	ICUI	43.978
IDACORP INC	IDA	63.751
IDAHO POWER CO	IDA1	@NA
ID BIOMEDICAL CORP	IDBE	93.637
INTERACTIVE DATA C	IDC	29.605
INTERDIGITAL COMMU	IDCC	229.556
INDEVUS PHARMACEU	IDEV	103.006
INDUSTRIAL DISTR GF	IDGR	17.609
IDENIX PHARMACEUTI	IDIX	@NA
INTELLI-CHECK INC	IDN	8.792
IDENTIX INC	IDNX	130.751
INTRAWEST CORP	IDR	20.265
INDUSTRIAL SERVICES	IDSA	2.504
I D SYSTEMS INC	IDSY	5.881
IDT CORP	IDT	24.02
INTEGRATED DEVICE	IDTI	532.893
ISHARES TR DJ US UT	IDU	@NA
INDUSTRIES INTL INC	IDUL	9.595
INTL DISPLAYWORKS	IDWK	7.486
IDX SYSTEMS CORP	IDXC	36.668
IDEXX LABS INC	IDXX	75.187
INVESTOOLS INC	IED	43.822
ISHARES TR 7-10 YR T	IEF	@NA
INTL ELECTRONICS IN	IEIBC	0.461
INTEGRATED ELECTR	IES	25.291
ISHARES TR S&P EUR	IEV	20.062
IDEX CORP	IEX	62.796
INDONESIA FUND INC	IF	6.193
IRWIN FINANCIAL COR	IFC	26.654

INTEGRITY FINANCIAL	IFCB	0.457
INTL FIBERCOM INC	IFCIQ	2.91
INTERCHANGE FINL S	IFCJ	5.624
INFICON HOLDING AG	IFCN	2.369
INFOCORP COMPUTE	IFCSF	@NA
INTL FLAVORS & FRA	IFF	113.115
INVESTORS FINANCIA	IFIN	168.194
I-FLOW CORP	IFLO	47.303
800 TRAVEL SYSTEMS	IFLYQ	0.405
INDIA FUND INC	IFN	30.893
INFINITY INC	IFNY	10.269
INFOSONICS CORP	IFO	@NA
INFOCROSSING INC	IFOX	3.972
INFRASOURCE SERVI	IFS	@NA
INDEPENDENCE FED	IFSB	0.909
INTERFERON SCIENC	IFSC	8.51
INTEGRATED FINL SY	IFSI	@NA
INTERFACE INC -CL A	IFSIA	28.174
IFT CORP	IFT	4.487
INSIGHTFUL CORP	IFUL	2.892
INFINEON TECHNLGIE	IFX	215.292
IFX CORP	IFXC	0.003
IGI INC	IG	2.704
ING GLOBL EQ DIV&P	IGD	@NA
ISHARES-GLDMNS NA	IGE	2.04
INDIA GROWTH FUND	IGF	@NA
IMAGISTICS INTERNA	IGI	19.404
IMC GLOBAL INC-PRO	IGL.P	@NA
INTERNET GOLD-GOL	IGLD	64.95
INTERSTATE GENERA	IGLPA	0.138
ISHARES TRUST GLD	IGM	10.419
ISHARES GOLD SACH	IGN	27.433
IMPERIAL GINSENG P	IGPFF	0.073
ING CLARION GLOBL	IGR	@NA
INTL GAME TECHNOL	IGT	910.727
IGATE CORP	IGTE	9.483
ISHARES GOLD SACH	IGV	26.3
ISHARES GOLD SACH	IGW	32.922
INDEPENDENCE HOL	IHC	1.473
INTERCONTINENTAL	IHG	13.78
IHOP CORP	IHP	30.775
INTERSTATE HOTELS	IHR	9.353
IHS INC -REDH	IHS	@NA
INNSUITES HOSPITAL	IHT	0.173
INTERACTIVE HEALTH	IHTT	@NA
ING CLARION RE INC	IIA	@NA
MORGAN STANLY CA	IIC	3.596
INAMCO INTERNATIO	IICC	0
MORGAN STAN INDIA	IIF	14.201
IMERGENT INC	IIG	14.931
INTERNET INFRASTR	IIH	25.415

INSTEEL INDUSTRIES	IIIN	2.207
INTERNET INITIATIVE ,	IIJI	313.133
MORGAN STANLY INS	IIM	6.382
INTRICON CORP	IIN	2.126
INDUS INTERNATIONA	IINT	40.914
INTERNAP NETWORK	IIP	667.35
CIGNA INVESTMENT S	IIS	1.043
IIS INTELLIGENT INFO	IISLF	1.995
INTEGRATED INFORM	IISX	0.589
PT INDOSAT TBK -ADR	IIT	6.22
II-VI INC	IIVI	28
ISHARES TR S&P MIDC	IJH	21.392
ISHARES TR S&P MID	IJJ	11.807
ISHARES TR S&P MDC	IJK	10.795
ISHARES TR S&P SMA	IJR	47.361
ISHARES TR S&P SML	IJS	17.191
ISHARES TR S&P SMC	IJT	15.187
IKANOS COMMUNICAT	IKAN	@NA
ISHARES TR S&P/TSE	IKC	@NA
IKON OFFICE SOLUTIC	IKN	174.504
IKONICS CORP	IKNX	0.244
AQUILA INC	ILA	412.714
ILINC COMMUNICATIO	ILC	12.482
ISOLAGEN INC	ILE	4.555
ISHARES TRUST S&P I	ILF	1.787
INTL LEISURE HOSTS	ILHL	0.005
ILLUMINA INC	ILMN	31.632
ILLINOIS POWER CO	ILN1	@NA
ILOG SA -ADR	ILOG	2.643
INTRALASE CORP	ILSE	@NA
ILX RESORTS INC	ILX	0.766
INGRAM MICRO INC -(	IM	158.665
INVERNESS MEDICAL	IMA	18.397
IMAX CORP	IMAX	142.641
MORGAN STANLY INS	IMB	1.203
INTEGRIS METALS CO	IMC	@NA
IMCLONE SYSTEMS IN	IMCL	536.05
IMCLONE SYSTEMS IN	IMCL.M	@NA
IMPCO TECHNOLOGIE	IMCO	34.832
INAMED CORP	IMDC	144.666
IMI INTL MEDICAL INN	IME	0.412
SALOMON BR INFLATI	IMF	@NA
INTERMAGNETICS GE	IMGC	33.644
IMMUNOGEN INC	IMGN	41.829
IMPAC MORTGAGE HL	IMH	130.255
SAN PAOLO-IMI SPA -,	IMI	13.872
INGLES MARKETS INC	IMKTA	6.034
IMMTECH INTL INC	IMM	22.455
IMMUNICON CORP/DE	IMMC	@NA
IMMERSION CORP	IMMR	29.352
IMMUNOMEDICS INC	IMMU	119.97

IMATION CORP	IMN	88.891
IMMUNE RESPONSE C	IMNR	52.92
I-MANY INC	IMNY	134.083
IMPERIAL OIL LTD	IMO	15.686
CHIPMOS TECHNOLO(	IMOS	40.51
IMPAC MEDICAL SYST	IMPC	19.23
IMPATH INC	IMPHQ	68.261
IMP INC	IMPX	0.453
MORGAN STANLY INSI	IMS	2.262
MORGAN STANLY INSI	IMT	4.315
IMPLANT SCIENCES C	IMX	5.679
GRUPO IMSA SA DE C'	IMY	2.692
INAMERICA CORP	INAO	0.032
INTEGRATED BIOPHAI	INB	11.627
INTERCHANGE CORP	INCX	@NA
INCYTE CORP	INCY	151.193
INDEPENDENT BANK (	INDB	8.465
UNITED AMERICA INDI	INDM	5.002
INFORMATICA CORP	INFA	192.228
METRO ONE TELECON	INFO	116.154
INFOCUS CORP	INFS	105.006
INFORTE CORP	INFT	10.05
INFOSYS TECHNOLOG	INFY	103.003
ING GROEP NV -ADR	ING	124.7
INTEGRA INC	INGA	0.268
INTROGEN THERAPEU	INGN	70.064
INSTINET GROUP INC	INGP	149.138
INTERGRAPH CORP	INGR	87.05
INHIBITEX INC	INHX	@NA
INTERACTIVE INTELLI(	ININ	5.996
INTERLIANT INC	INITQ	15.37
INKINE PHARMACEUTI	INKP	78.249
INTERLAND INC	INLD	32.9
INTEGRAMED AMERIC	INMD	1.842
INTERMET CORP	INMTQ	22.701
INNOVO GROUP INC	INNO	13.463
INOVIO BIOMEDICAL C	INO	26.479
INNOTRAC CORP	INOC	6.666
INNODATA ISOGEN IN(	INOD	9.713
INFONOW CORP	INOW	10.124
INPHONIC INC	INPC	@NA
INTERPHASE CORP	INPH	6.94
INTELLIGENT SYSTEM	INS	0.495
INSIGNIA SOLUTIONS	INSG	27.156
INSILCO HOLDING CO	INSLQ	0.002
INSMED INC	INSM	92.54
INFOSPACE INC	INSP	108.261
INSITUFORM TECNOL	INSU	37.306
INSWEB CORP	INSW	1.923
WORLD FUEL SERVICI	INT	20.676
INTEL CORP	INTC	14,404.43

INTELIDATA TECHNOL	INTD	38.107
INTERGROUP CORP	INTG	0.628
INTER-TEL INC -SER A	INTL	79.274
INTAC INTERNATIONA	INTNE	2.529
INTEST CORP	INTT	1.794
INTUIT INC	INTU	854.557
INTERVOICE INC	INTV	51.057
INTERSECTIONS INC	INTX	@NA
INTRUSION INC	INTZ	4.247
INNOVEX INC	INVX	70.729
INPUT/OUTPUT INC	IO	50.168
INTEROIL CORP	IOC	@NA
IOMEGA CORP	IOM	85.862
ISOMET CORP	IOMT	0.249
IONA TECHNOLOGIES	IONA	89.776
ISHARES S&P GLBL 10	IOO	5.2
INCOME OPPORTUNIT	IOT	0.172
IONATRON INC	IOTN	10.022
IOMED INC	IOX	5.335
INTL PAPER CO	IP	670.086
INTERPHARM HOLDIN	IPA	33.531
INTER PARFUMS INC	IPAR	16.847
IPASS INC	IPAS	30.387
INFINITY PROPERTY &	IPCC	40.291
IPC HOLDINGS LTD	IPCR	37.101
INTERPUBLIC GROUP	IPG	850.542
IPMC HOLDINGS CORP	IPHC	0.987
ISLAND PACIFIC INC	IPI	36.87
IMPERIAL INDUSTRIES	IPII	0.347
IPIX CORP	IPIX	24.478
IPAYMENT INC	IPMT	24.904
INTL POWER PLC -AD	IPR	0.631
IPRINT TECHNOLOGIE	IPRT	12.317
IPSCO INC	IPS	2.09
IMPERIAL SUGAR CO	IPSU	15.811
IPARTY CORP	IPT	29.209
INTERPOOL INC	IPX	7.07
IMPAX LABORATORIES	IPXLE	99.017
MORGAN STANLY CAL	IQC	2.201
MORGAN STANLY QUA	IQI	8.214
MORGAN STANLY QUA	IQM	4.711
MORGAN STANLY N Y	IQN	1.292
MORGAN STANLY QUA	IQT	3.844
IQUNIVERSE INC	IQUN	0.07
QUEBECOR WORLD IN	IQW	9.131
INGERSOLL-RAND CO	IR	282.089
INLAND REAL ESTATE	IRC	0.098
BANK OF IRELAND -AI	IRE	3.109
INVESTORS REAL EST	IRETS	10.926
INTL RECTIFIER CORP	IRF	242.149
IRIS INTERNATIONAL I	IRIS	4.357

IRIDEX CORP	IRIX	2.805
NEW IRELAND FUND II	IRL	1.486
IRON MOUNTAIN INC	IRM	138.699
REWARDS NETWORKS	IRN	41.488
IRSA INVERSIONES Y	IRS	15.705
IRVINE SENSORS COF	IRSN	31.911
IBT BANCORP INC	IRW	0.669
INTL SPEEDWAY CORI	ISCA	36.447
INTL SECURITIES EXC	ISE	@NA
INTERNATIONAL STEE	ISG	25.368
INTL SHIPHOLDING CC	ISH	1.578
ISHARES TR S&P 1500	ISI	@NA
INSIGNIA SYSTEMS IN	ISIG	20.61
INTERSIL CORP -CL A	ISIL	710.529
ISIS PHARMACEUTICA	ISIS	149.113
FIRST ISRAEL FUND IN	ISL	3.226
ISLE OF CAPRI CASIN(	ISLE	33.625
INFINITI SOLUTIONS -/	ISLT	@NA
IMAGE SENSING SYST	ISNS	3.311
ISCO INTERNATIONAL	ISO	430.733
ISONICS CORP	ISON	16.042
INSPIRE PHARMACEU	ISPH	93.692
I-SECTOR CORP	ISR	5.242
INTUITIVE SURGICAL I	ISRG	29.249
ISRAMCO INC	ISRL	0.649
INNOVATIVE SOLTNS (	ISSC	9.431
INTEGRATED SILICON	ISSI	108.64
INTERNET SECURITY S	ISSX	375.065
ISPAT INLAND INC	IST1	@NA
ISTA PHARMACEUTICA	ISTA	10.9
INSITE VISION INC	ISV	12.348
INTERACTIVE SYSTEM	ISWI	6.796
INTEGRAL SYSTEMS II	ISYS	3.521
GARTNER INC	IT	47.937
ITALY FUND	ITA	@NA
ITC HOLDINGS CORP -	ITC	@NA
INTARCIA THERAPEUT	ITCA	@NA
ITC DELTACOM INC	ITCD	20.997
ISHARES S&P TOPIX 1	ITF	0.802
INVESTMENT TECHNC	ITG	156.003
INTL THOROUGHBRED	ITGB	0.494
ITERIS INC	ITI	4.927
INVESTORS TITLE CO	ITIC	0.464
INTELLIGROUP INC	ITIG	33.677
ITLA CAPITAL CORP	ITLA	3.258
INTERMUNE INC	ITMN	200.517
INTERTAPE POLYMER	ITP	14.411
INTRAWARE INC	ITRA	144.498
ITRON INC	ITRI	53.594
ITT INDUSTRIES INC	ITT	137.302
INTELLECTUAL TECHN	ITTI	0.256

BANCO ITAU HLDG FIN	ITU	30.44
ILLINOIS TOOL WORKS	ITW	268.855
I2 TECHNOLOGIES INC	ITWH	30.172
INTERWORLD CORP	ITWR	0.034
IMPERIAL TOBACCO G	ITY	4.203
INFOUSA INC	IUSA	38.555
INTEVAC INC	IVAC	13.43
IVANHOE ENERGY INC	IVAN	1,471.28
INVACARE CORP	IVC	27.087
IVAX DIAGNOSTICS IN	IVD	6.601
ISHARES TR S&P/BARI	IVE	46.166
INVITROGEN CORP	IVGN	228.72
INNOVATION HOLDING	IVHN	-1.275
INTERVIDEO INC	IVII	14.877
IVILLAGE INC	IVIL	44.415
ICOS VISION SYSTEMS	IVIS	1.556
IVANHOE MINES LTD	IVN	@NA
IVOW INC	IVOW	5.72
INFOVISTA S A -ADR	IVTA	0.613
ISHARES TR S&P 500	IVV	126.909
IVIVI TECHNOLOGIES	IVVI	@NA
ISHARES TR S&P/BARI	IVW	40.351
IVAX CORP	IVX	349.491
IMAGEWARE SYSTEMS	IW	2.812
IOWA TELECOM SERV	IWA	@NA
ISHARES TR RUSSELL	IWB	52.756
ISHARES TR RUSSELL	IWD	76.84
ISHARES TR RUSSELL	IWF	89.609
IWO HOLDINGS INC	IWHD	@NA
ISHARES TR RUSSELL	IWM	582.086
ISHARES TR RUSSELL	IWN	39.38
ISHARES TR RUSSELL	IWO	127.114
INTERWOVEN INC	IWOV	102.168
ISHARES RUSSELL MI	IWP	11.443
ISHARES RUSSELL MI	IWR	15.539
ISHARES RUSSELL MI	IWS	7.667
INTERWEST MEDICAL	IWSM	0
ISHARES TR RUSSELL	IWV	48.287
ISHARES TR RUSSELL	IWW	2.642
ISHARES TR RUSSELL	IWZ	6.939
ORIX CORP -ADR	IX	0.83
ISHARES TR S&P GBL	IXC	1.701
INDEX DEVELOPMENT	IXDP	1.6
ISHARES TR S&P GBL	IXG	0.841
ISHARES TR S&P GBL	IXJ	1.602
ISHARES TR S&P GBL	IXN	0.827
ISHARES TR S&P GBL	IXP	0.929
ISHARES TR DJ US CC	IYC	9.693
ITO YOKADO CO LTD	IYCLY	2.548
ISHARES TR DJ US CH	IYD	@NA
ISHARES TR DJ US EN	IYE	9.16

ISHARES TR DJ US FIN	IYF	6.594
ISHARES TR DJ US FIN	IYG	3.864
ISHARES TR DJ US HE	IYH	18.928
ISHARES TR DJ US IND	IYJ	8.753
ISHARES TR DJ US CC	IYK	8.583
ISHARES TR DJ US BA	IYM	16.676
ISHARES TR DJ US RE	IYR	12.988
ISHARES TR DJ TRANS	IYT	@NA
ISHARES TR DJ US INT	IYV	@NA
ISHARES TR DJ US TE	IYW	24.823
ISHARES TR DJ US TO	IYY	10.202
ISHARES TR DJ US TE	IYZ	26.388
JACO ELECTRONICS II	JACO	1.882
LJ INTERNATIONAL IN	JADE	19.18
JAG MEDIA HOLDINGS	JAGH	55.41
JARDEN CORP	JAH	59.105
JAKKS PACIFIC INC	JAKK	62.866
JAPAN AIRLINES CORI	JALSY	0.086
JAMESON INNS INC	JAMS	6.203
JO-ANN STORES INC	JAS	46.637
J. ALEXANDER'S CORI	JAX	2.277
JACKSONVILLE BANC	JAXB	0.4
JAZZ SEMICONDUCTO	JAZZ	@NA
HUNT (JB) TRANSPRT	JBHT	248.968
JABIL CIRCUIT INC	JBL	417.948
JETBLUE AIRWAYS CC	JBLU	452.253
JB OXFORD HOLDINGS	JBOH	1.5
SANFILIPPO JOHN B&S	JBSS	25.863
JACK IN THE BOX INC	JBX	69.136
JACOBSON STORES	JCBSQ	0.34
JILIN CHEM INDL LTD	JCC	2.177
JACADA LTD	JCDA	5.697
JOHNSON CONTROLS	JCI	265.258
J2 GLOBAL COMMUNI	JCOM	387.992
PENNEY (J C) CO	JCP	775.903
PENNEY (J C) FUNDIN	JCP1	@NA
COMMUNICATIONS SY	JCS	1.73
JEWETT-CAMERON TI	JCTCF	0.217
JDA SOFTWARE GROU	JDAS	110.298
NUVEEN DIVERSIFIED	JDD	@NA
JED OIL INC	JDO	@NA
JDS UNIPHASE CORP	JDSU	7,291.77
JACOBS ENGINEERIN	JEC	84.312
JEFFERIES GROUP IN	JEF	104.141
JAGGED EDGE MTN G	JEMG	0.078
JENNIFER CONVERTIE	JEN	1.155
JAPAN EQUITY FUND I	JEQ	15.814
JAFRA SA-REDH	JFA	@NA
JEFFERSONVILLE BAN	JFBC	0.636
JEFFERSON BANCSHA	JFBI	6.222
JF CHINA REGION FUN	JFC	5.888

NUVEEN TAX-ADVANT	JFP	@NA
NUVEEN FLOATNG RA	JFR	@NA
HARLAND (JOHN H.) C	JH	36.169
HANCOCK (JOHN) FIN	JHFT	2.681
JOHN HANCOCK INVE	JHI	1.785
NUVEEN QUALITY PFD	JHP	@NA
HANCOCK (JOHN) INC	JHS	2.708
JAMES HARDIE INDS N	JHX	0.593
J JILL GROUP INC	JILL	61.579
J & J SNACK FOODS C	JJSF	6.252
JACUZZI BRANDS INC	JJZ	100.887
ISHARES TR LARGE V	JKF	@NA
HENRY (JACK) & ASSC	JKHY	106.624
JLG INDUSTRIES INC	JLG	58.573
JONES LANG LASALLE	JLL	14.462
JLM COUTURE INC	JLMC	0.661
JACLYN INC	JLN	0.908
JMAR TECHNOLOGIES	JMAR	35.999
JAMES MONROE BAN	JMBI	0.831
JAMDAT MOBILE INC	JMDT	@NA
JARDINE MATHESON H	JMHLY	@NA
NUVEEN INVESTMENT	JNC	13.733
JOHNSON & JOHNSON	JNJ	2,081.09
JUNIPER NETWORKS I	JNPR	2,925.40
JANUS CAPITAL GROU	JNS	435.234
JONES APPAREL GRO	JNY	290.41
GENERAL EMPLOY EN	JOB	1.745
51JOB INC -ADR	JOBS	@NA
ST JOE CO	JOE	38.594
JAPAN SMALL CAP FU	JOF	15.01
JORGENSEN (EARLE M	JOR	@NA
JORE CORP	JOREQ	0.418
JOS A BANK CLOTHIER	JOSB	102.279
JOHNSON OUTDOORS	JOUT	6.403
JOY GLOBAL INC	JOYG	100.968
JEFFERSON-PILOT CC	JP	133.72
NUVEEN PFD & CONV	JPC	@NA
JPMORGAN CHASE & C	JPM	2,317.50
JPM CO	JPMX	0.339
NUVEEN QUAL PFD IN	JPS	@NA
JPS INDUSTRIES INC	JPST	2.812
NUVEEN EQUITY PREM	JPZ	@NA
NUVEEN PFD & CONV	JQC	@NA
HAMMONS JOHN Q HC	JQH	0.754
JOURNAL REGISTER C	JRC	31.809
JOURNAL COMMUNIC	JRN	12.561
NUVEEN FLOATING RA	JRO	@NA
NUVEEN REAL ESTATE	JRS	13.947
JER INVESTORS TRUS	JRT	@NA
NUVEEN EQUITY PREM	JSN	@NA
JINPAN INTERNATION	JST	6.997

NUVEEN TAX-ADV TO	JTA	@NA
NUVEEN QUALITY PFD	JTP	@NA
JACKSON HEWITT TAX	JTX	@NA
JUNO LIGHTING INC	JUNO	0.718
JUPITERMEDIA CORP	JUPM	6.994
COFFEE HOLDING CO	JVA	@NA
WILEY (JOHN) & SONS	JW.A	18.719
WELLS FARGO CAPITA	JWF	@NA
WHITEHALL JEWELLER	JWL	9.367
NORDSTROM INC	JWN	229.497
JACKSONVILLE BANC	JXSB	0.107
KELLOGG CO	K	257.916
KADANT INC	KAI	10.581
CALLISTO PHARMACE	KAL	0.161
KAMAN CORP -CL A	KAMNA	11.119
KANA SOFTWARE INC	KANAE	124.114
ADESA INC	KAR	@NA
KOOKMIN BANK -ADR	KB	82.275
KIMBALL INTERNATIO	KBALB	9.792
KANBAY INTERNATION	KBAY	@NA
KB HOME	KBH	531.703
KINETIC CONCEPTS IN	KCI	@NA
KANSAS CITY LIFE INS	KCLI	1.433
COLE KENNETH PROD	KCP	41.709
KCS ENERGY INC	KCS	83.925
4KIDS ENTERTAINMEN	KDE	38.72
KAYDON CORP	KDN	45.613
KEANE INC	KEA	86.248
KOREA EQUITY FUND	KEF	2.803
KEY ENERGY SERVICE	KEGS	211.836
KEITHLEY INSTR INC	KEI	13.41
KELLSTROM INDUSTR	KELLQ	0.885
KELLY SERVICES INC	KELYA	17.31
KEMET CORP	KEM	131.449
KENT FINANCIAL SVCS	KENT	0.517
KOREA ELECTRIC POW	KEP	95.143
KEWAUNEE SCIENTIFI	KEQU	0.31
KERYX BIOPHARMACE	KERX	29.103
KEYSTONE CONS INDU	KESNQ	1.264
KIRBY CORP	KEX	16.195
KEYCORP	KEY	337.461
KEYNOTE SYSTEMS IN	KEYN	18.612
KEYSTONE AUTOMOT	KEYS	13.074
ESSEX CORP	KEYW	5.89
KOREA FUND	KF	28.687
K-FED BANCORP	KFED	@NA
KENTUCKY FIRST FED	KFFB	@NA
KFORCE INC	KFRC	28.671
KINGSWAY FINANCIAL	KFS	5.167
KRAFT FOODS INC	KFT	619.861
KFX INC	KFX	38.661

KORN/FERRY INTERN/	KFY	32.39
KING PHARMACEUTIC	KG	543.994
KINROSS GOLD CORP	KGC	386.725
KINGFISHER PLC -ADI	KGFHY	0
KAISER GROUP HOLD	KGHI	0.262
SCUDDER INTERM G\	KGT	15.96
SCUDDER HIGH INCOI	KHI	11.977
KITTY HAWK INC	KHK	9.821
KIRLIN HOLDING CORI	KILN	1.257
KIMCO REALTY CORP	KIM	68.804
KIRKLAND'S INC	KIRK	20.847
KRISPY KREME DOUG	KKD	226.791
KLA-TENCOR CORP	KLAC	2,539.15
KULICKE & SOFFA IND	KLIC	296.239
KLM ROYAL DUTCH AI	KLMR	17.898
KMG AMERICA CORP	KMA	@NA
KIMBERLY-CLARK COI	KMB	432.054
KERR-MCGEE CORP	KMG	214.002
KMG CHEMICALS INC	KMGB	0.134
KINDER MORGAN INC	KMI	149.316
CARMEL CONTAINER S	KMLCF	0.161
SCUDDER MULTI-MKT	KMM	6.554
KINDER MORGAN ENE	KMP	73.102
KINDER MORGAN MAN	KMR	31.484
KENNAMETAL INC	KMT	47.674
KOMATSU LTD -ADR	KMTUY	@NA
CARMAX INC	KMX	303.793
KNAPE & VOGT MFG C	KNAP	0.81
KNBT BANCORP INC	KNBT	19.522
KIRIN BREWERY LTD	KNBWY	5.672
KINDRED HEALTHCAR	KND	110.333
KENDLE INTERNATION	KNDL	12.064
KNOLL INC	KNL	@NA
KONAMI CORP -ADR	KNM	0.801
KNOLOGY INC	KNOL	4.441
KNOT INC	KNOT	3.52
KENSEY NASH CORP	KNSY	31.07
KINTERA INC	KNTA	3.796
KNIGHT TRANSPORTA	KNX	76.226
KENEXA CORP -REDH	KNXA	@NA
COCA-COLA CO	KO	1,324.10
COCA-COLA FEMSA D	KOF	38.472
KOMAG INC	KOMG	51.663
KONGZHONG CORP -/	KONG	@NA
THERMOGENESIS COI	KOOL	39.369
DRKOOP.COM INC	KOOP	12.688
KOPIN CORP	KOPN	141.883
KOOR INDUSTRIES LT	KOR	2.951
KOSAN BIOSCIENCES	KOSN	15.279
KOS PHARMACEUTICA	KOSP	92.643
KOSS CORP	KOSS	0.37

INNKEEPERS USA TRU	KPA	28.42
ROYAL KPN NV -ADR	KPN	8.232
KANEB PIPELINE PART	KPP	16.208
KROGER CO	KR	763.039
MBNA CORP	KRB	1,424.01
KILROY REALTY CORP	KRC	32.77
KINGS ROAD ENTERT/	KREN	0.254
KITE REALTY GROUP T	KRG	@NA
KNIGHT-RIDDER INC	KRI	107.922
KEARNY FINANCIAL C(	KRNY	@NA
KRONOS WORLDWIDE	KRO	0.951
KRONOS INC	KRON	71.334
KREISLER MANUFACT	KRSL	0.299
KRAMONT REALTY TR	KRT	8.843
CRYSTALLEX INTERN/	KRY	256.053
KRYSTAL CO	KRYS	@NA
KEYSPAN CORP	KSE	158.565
KANEB SERVICES LLC	KSL	8.826
SCUDDER STRATEGIC	KSM	2.424
K-SEA TRANSPORTAT	KSP	@NA
KOHL'S CORP	KSS	1,061.45
SCUDDER STRATEGIC	KST	1.388
KANSAS CITY SOUTHE	KSU	126.085
K-SWISS INC -CL A	KSWS	101.615
KATY INDUSTRIES INC	KT	1.565
KT CORP -ADR	KTC	221.395
KEY TRONIC CORP	KTCC	3.454
KEY TECHNOLOGY IN(	KTEC	3.94
K-TEL INTERNATIONAI	KTEL	4.491
SCUDDER MUNICIPAL	KTF	9.5
KOREA THRUNET CO I	KTHUF	0.001
K-TRON INTERNATION	KTII	0.335
K2 INC	KTO	47.316
KENTUCKY UTILITIES (	KU1	@NA
KUBOTA CORP -ADR	KUB	0.911
K V PHARMACEUTICAI	KV.A	37.659
KVH INDUSTRIES INC	KVHI	59.658
KELLWOOD CO	KWD	51.389
KENNEDY-WILSON IN(	KWIC	2.616
QUICKSILVER RESOUI	KWK	51.545
QUAKER CHEMICAL C(	KWR	4.359
KAYNE ANDERSON MI	KYN	@NA
KYOCERA CORP -ADF	KYO	6.818
KYPHON INC	KYPH	73.157
KYZEN CORP	KYZN	0.83
KERZNER INTERNATIC	KZL	15.037
LIBERTY MEDIA CORP	L	1,984.69
LABRANCHE & CO INC	LAB	274.367
MULTI-COLOR CORP	LABL	3.262
LABONE INC	LABS	21.386
LAKES ENTERTAINME	LACOE	5.733

LITHIA MOTORS INC -I	LAD	15.05
LAFARGE NORTH AME	LAF	26.038
LAURION GOLD INC	LAGFF	0.053
LAKELAND INDUSTRIE	LAKE	3.078
LAMAR ADVERTISING	LAMR	224.25
LANCER CORP/TX	LAN	2.636
LANCASTER COLONY	LANC	25.028
LANVISION SYSTEMS	LANV	2.079
LANCER ORTHODONT	LANZ	0.411
LATIN AMER EQUITY F	LAQ	2.378
LANDMARK BANCORP	LARK	0.53
LAUREL CAP GROUP I	LARL	0.197
LAUREATE EDUCATIO	LAUR	116.545
MAGMA DESIGN AUTC	LAVA	152.529
LAWSON PRODUCTS	LAWS	2.188
LAYNE CHRISTENSEN	LAYN	7.135
LAZARD LTD-REDH	LAZ	@NA
LA BARGE INC	LB	4.94
LAKELAND BANCORP	LBAI	4.027
LEHMAN BR FIRST TR	LBC	@NA
SCUDDER GLOBAL HI(	LBF	5.814
LIBERMAN BRDCSTIN(	LBIM	@NA
LEADING BRANDS INC	LBIX	12.289
LIBERATE TECHNOLO	LBRT	37.007
LIBERTY MEDIA INTER	LBTYA	@NA
LIBBEY INC	LBY	16.969
LIBERTY CORP	LC	8.935
LCA VISION INC	LCAV	40.44
LIFECORE BIOMEDICA	LCBM	13.84
LUMINA COPPER COR	LCC	@NA
LCC INTERNATIONAL I	LCCI	15.78
LEARNING CARE GRO	LCGI	2.309
LANNETT CO INC	LCI	31.29
ADVENT/CLAYMORE E	LCM	@NA
DISPLAYTECH INC-RE	LCOS	@NA
LASERCARD CORP	LCRD	32.848
LECROY CORP	LCRY	4.903
LIFETIME HOAN CORP	LCUT	8.612
LATIN AMERICAN DISC	LDF	2.647
LONGS DRUG STORES	LDG	97.249
LEADIS TECHNOLOGY	LDIS	@NA
LYDALL INC	LDL	7.931
LANDAUER INC	LDR	7.87
LADISH CO INC	LDSH	5.991
LEAR CORP	LEA	175.284
LINCOLN ELECTRIC HI	LECO	20.796
LEE ENTERPRISES IN(	LEE	33.06
LEGGETT & PLATT INC	LEG	140.562
LEGAL CLUB OF AMEF	LEGL	1.838
LEHMAN BROTHERS H	LEH	670.853
LOWRANCE ELECTRO	LEIX	5.184

LENNAR CORP	LEN	738.832
ACCREDITED HOME LI	LEND	171.088
CONCORD CAMERA C	LENS	72.483
DREYFUS STRATEGIC	LEO	20.181
LION BIOSCIENCE AG	LEON	2.224
LEVITT CORP	LEV	0.24
LEXICON GENETICS IN	LEXG	55.524
LEXAR MEDIA INC	LEXR	544.337
LEAPFROG ENTERPRI	LF	224.129
LONGVIEW FIBRE CO	LFB	32.179
CHINA LIFE INS CO-AD	LFC	110.664
LANDAMERICA FINAN(	LFG	35.017
LAN AIRLINES SA -AD	LFL	6.571
LIFEPOINT INC	LFP	61.099
LITTELFUSE INC	LFUS	15.003
LACLEDE GROUP INC	LG	7.475
LACLEDE GAS CO	LG1	@NA
PLANETOUT INC	LGBT	@NA
LOUISVILLE GAS AND	LGE1	@NA
LIONS GATE ENTMT C	LGF	52.859
LAZARD GLOBAL TOT/	LGI	@NA
LYNCH CORP	LGL	0.619
LODGIAN INC	LGN	0.721
LIGAND PHARMACEUT	LGNDE	231.363
LOGILITY INC	LGTY	1.718
LOGICVISION INC	LGVN	11.62
LABORATORY CP OF /	LH	299.984
LHC GROUP LLC-REDI	LHCG	@NA
LASALLE HOTEL PROF	LHO	15.504
LAIDLAW INTERNATIO	LI	123.199
LIBERTY HOMES -CL /	LIBHA	0.128
LYNCH INTERACTIVE (	LIC	0.372
LONG ISLAND FINANC	LICB	0.248
LIFECELL CORP	LIFC	28.068
LIFELINE SYSTEMS IN	LIFE	6.184
LIHIR GOLD LTD -ADR	LIHRY	2.378
LENNOX INTERNATION	LII	45.108
LINENS N THINGS INC	LIN	158.877
LINCOLN EDUCATION/	LINC	@NA
LINDOWS INC-REDH	LINE	@NA
INTERLINK ELECTRON	LINK	7.823
FIDELITY SOUTHERN (	LION	1.963
LIONBRIDGE TECHNO	LIOX	105.428
LIPID SCIENCES INC	LIPD	13.037
LIQUIDATION WORLD	LIQWF	0.14
SAMARITAN PHARMA(	LIV	27.485
LIZ CLAIBORNE INC	LIZ	172.908
LA JOLLA PHARMACEU	LJPC	244.422
LAKELAND FINANCIAL	LKFN	1.76
LAZARE KAPLAN INTE	LKI	0.495
LKQ CORP	LKQX	10.096

L-3 COMMUNICATIONS	LLL	290.617
LINEAR TECHNOLOGY	LLTC	1,507.10
LILLY (ELI) & CO	LLY	890.641
LEGG MASON INC	LM	179.209
LIGHT MANAGEMENT	LMGR	4.188
LMI AEROSPACE INC	LMIA	1.928
LASTMINUTE.COM PL	LMIN	5.856
LML PAYMENT SYSTE	LMLP	16.748
LUMINEX CORP	LMNX	34.058
LUMERA CORP	LMRA	@NA
LAMSON & SESSIONS	LMS	5.918
LOCKHEED MARTIN C	LMT	663.505
LASER MASTER INTL I	LMTI	0.794
LMS MEDICAL SYSTEM	LMZ	@NA
LNB BANCORP INC	LNBB	2.243
LINCOLN NATIONAL C	LNC	238.277
LINCOLN BANCORP/IN	LNCB	1.143
LANCE INC	LNCE	25.734
LINCARE HOLDINGS IN	LNCR	331.548
LINCOLN NATL INCM F	LND	2.278
LANDEC CORP	LNDC	11.3
LODGENET ENTERTAI	LNET	8.378
CHENIERE ENERGY IN	LNG	46.053
LINK GROUP INC	LNKG	0.002
LINDSAY MANUFACTU	LNN	8.079
LANOPTICS LTD	LNOP	7.537
ALLIANT ENERGY COF	LNT	91.16
WISCONSIN POWER &	LNT1	@NA
INTERSTATE POWER &	LNT2	@NA
VA SOFTWARE CORP	LNUX	356.8
LINCOLN NATIONAL C	LNV	3.477
LANDRYS RESTAURAN	LNY	48.536
SHOLODGE INC	LODG	0.449
LOGIC DEVICES INC	LOGC	2.546
LOGITECH INTL S A -A	LOGI	27.97
LOGANSPORT FINANC	LOGN	0.25
LOJACK CORP	LOJN	8.831
LOOKSMART LTD	LOOK	760.97
LOREAL CO -ADR	LORLY	@NA
LOUDEYE CORP	LOUD	525.163
LOWE'S COMPANIES I	LOW	1,118.60
LIFE PARTNERS HOLD	LPHI	1.545
LG PHILIPS LCD CO-AI	LPL	@NA
LEGALPLAY ENTERTA	LPLE	14.62
LIPMAN ELECTRONIC	LPMA	@NA
LIFEPOINT HOSPITALS	LPNT	217.685
LIFEPOINT HOSPITALS	LPNT.P	@NA
LIVEPERSON INC	LPSN	83.209
LIGHTPATH TECH INC	LPTH	2.59
LOUISIANA-PACIFIC C	LPX	249.098
QUINENCO SA -ADR	LQ	7.859

ISHARES TR GS CORP	LQD	@NA
LA QUINTA CORP	LQI	114.195
LIQUIDMETAL TECHNC	LQMT	64.366
QUILMES INDL QUINS/	LQU	19.52
LAFARGE SA -ADR	LR	5.856
LAM RESEARCH CORP	LRCX	578.369
LORAL SPACE & COMM	LRLSQ	92.283
EXCELLIGENCE LEARI	LRNS	1.767
LORUS THERAPEUTIC	LRP	9.828
LASERSIGHT INC	LRST	0.492
LL&E ROYALTY TRUST	LRT	19.377
LABOR READY INC	LRW	63.376
LIBERTY PROPERTY T	LRY	122.975
LARGE SCALE BIOLOC	LSBC	35.313
LSB FINANCIAL CORP	LSBI	0.211
LSB CORP	LSBX	2.431
LATTICE SEMICONDUC	LSCC	332.42
LESCO INC	LSCO	4.244
LASERSCOPE	LSCP	31.785
CAPITAL LEASE FUND	LSE	@NA
LIGHTING SCIENCE GI	LSGP	0.251
LSI LOGIC CORP	LSI	1,118.08
LONE STAR TECHNOL	LSS	64.385
LANDSTAR SYSTEM IN	LSTR	117.487
SOUND SURGICAL TE	LSV	@NA
LIGHTBRIDGE INC	LTBG	20.769
LTC PROPERTIES INC	LTC	9.554
LOEWS CORP-CONSO	LTCG.CM	@NA
LIMITED BRANDS INC	LTD	555.754
LIFE TIME FITNESS IN	LTM	@NA
LINKTONE LTD	LTON	@NA
LOEWS CORP	LTR	159.305
TGT PIPELINE LLC	LTR2	@NA
LEARNING TREE INTL	LTRE	15.05
LANTRONIX INC	LTRX	59.177
LADENBURG THALMAI	LTS	25.376
LTWC CORP	LTWC	90.098
LTX CORP	LTXX	166.205
LUCENT TECHNOLOGI	LU	13,092.30
LUBYS INC	LUB	22.725
LUCILLE FARMS INC	LUCY	0.701
LUFKIN INDUSTRIES IN	LUFK	6.507
LEUCADIA NATIONAL (	LUK	48.722
LUKOIL -ADR	LUKOY	@NA
LUMINENT MORTGAGI	LUM	7.061
LUMENIS LTD	LUME	140.772
LUMENON INNOVATIV	LUMMQ	73.426
LUMINANT WORLDWIE	LUMTQ	1.153
SOUTHWEST AIRLINES	LUV	640.076
LUXOTTICA GROUP SI	LUX	39.381
CINEMASTAR LUXURY	LUXYQ	0.008

STEINWAY MUSICAL IN	LVB	2.905
LEITCH TECHNOLOGY	LVIDF	0.339
LEVEL 3 COMMUNICAT	LVLT	1,192.13
LVMH MOET HENNESS	LVMUY	@NA
LAS VEGAS SANDS CO	LVS	@NA
LIFEWAY FOODS INC	LWAY	2.249
LAIDLAW GLOBAL COR	LWGB	18.67
LOTTERY & WAGERIN	LWSL	0.172
LAWSON SOFTWARE I	LWSN	124.862
LSB BANCSHARES INC	LXBK	2.022
LEXMARK INTL INC -C	LXK	406.508
LEXINGTON CORP PP	LXP	38.218
LSB INDUSTRIES INC	LXU	3.083
LYDIAN TRUST CO-RE	LYDN	@NA
LLOYDS TSB GROUP P	LYG	25.713
LYNX THERAPEUTICS	LYNXD	6.629
LYONDELL CHEMICAL	LYO	286.21
LYONDELL CHEMICAL	LYO.P	@NA
LSI INDS INC	LYTS	8.505
LUBRIZOL CORP	LZ	49.88
LA-Z-BOY INC	LZB	84.923
LIBERTY GROUP PUBL	LZPI	@NA
MID-AMERICA APT CM	MAA	11.823
EATON VANCE INS MA	MAB	@NA
MACERICH CO	MAC	54.076
MACC PRIVATE EQUIT	MACC	0.225
MACE SECURITY INTL	MACE	3.091
MACROMEDIA INC	MACR	345.273
MADECO SA -ADR	MAD	5.378
MUNICIPAL ADVANTAG	MAF	2.647
MAF BANCORP INC	MAFB	22.675
MAGNETEK INC	MAG	37.932
MOTORCARS AUTO GI	MAGI	1.75
MAGAL SECURITY SYS	MAGS	6.132
MONARCH SERVICES	MAHI	0.19
MAII HOLDINGS INC	MAII	0.259
MAIN STREET RESTAU	MAIN	9.662
MAIR HOLDINGS INC	MAIR	7.088
PC MALL INC	MALL	14.693
MAINE & MARITIMES C	MAM	1.023
MAMMA.COM INC	MAMA	20.901
MANPOWER INC/WI	MAN	142.377
MANATRON INC	MANA	3.151
MANCHESTER TECHN	MANC	2.053
MANHATTAN ASSOCIA	MANH	168.314
MANTECH INTL CORP	MANT	48.485
MANUGISTICS GROUP	MANU	213.06
MAPINFO CORP	MAPS	20.055
MAPICS INC	MAPX	18.042
MARRIOTT INTL INC	MAR	248.116
MARINE PETROLEUM	MARPS	0.493

MARSH SUPERMARKE	MARSB	0.716
MASCO CORP	MAS	510.321
MASSBANK CORP RE/	MASB	1.654
MATTEL INC	MAT	662.573
MARTEK BIOSCIENCE	MATK	125.674
MATRIA HEALTHCARE	MATR	21.084
MATAV-CABLE SYS ME	MATV	0.166
MATTHEWS INTL COR	MATW	15.674
PIONEER MUN HIGH IN	MAV	@NA
MERCURY AIR GROUF	MAX	0.853
MAXCO INC	MAXC	0.472
MAX & ERMAS RESTAI	MAXE	0.23
MAXCOR FINANCIAL G	MAXF	8.578
MAXIM PHARMACEUTI	MAXM	21.288
MAXYGEN INC	MAXY	17.428
MAY DEPARTMENT ST	MAY	395.938
MAYS (J.W.) INC	MAYS	0.233
MEDIABAY INC	MBAY	18.536
MB FINANCIAL INC	MBFI	9.796
MANDALAY RESORT G	MBG	277.829
MIDWEST BANC HLDG	MBHI	8.358
MBIA INC	MBI	202.721
NATL MERCANTILE BA	MBLA	0.824
MULTIBAND CORP	MBND	9.53
CENTURA SOFTWARE	MBNEQ	9.906
MID PENN BANCORP I	MBP	0.114
MERCANTILE BANCOF	MBR	0.104
MIDDLEBURG FINANC	MBRG	1.094
METABASIS THERAPE	MBRX	@NA
MOBILE TELESYSTEM	MBT	243.489
MBT FINANCIAL CORP	MBTF	5.001
MILLENNIUM BANKSH/	MBVA	2.84
MERCHANTS BANCSH	MBVT	1.822
MERCANTILE BANK CO	MBWM	5.851
MATSUSHITA ELECTR	MC	46.091
MUNIYIELD CALIF INSI	MCA	9.534
MACATAWA BANK COI	MCBC	4.129
MONARCH COMMUNIT	MCBF	1.694
METROCORP BANCSH	MCBI	0.887
MESTEK INC	MCC	1
MEDIACOM COMMUNI	MCCC	137.268
MCDONALD'S CORP	MCD	1,699.99
MCDATA CORP -CL A	MCDTA	698.594
MILLENNIUM CELL INC	MCEL	48.03
CONTANGO OIL & GAS	MCF	2.905
MCG CAPITAL CORP	MCGC	30.698
MACROCHEM CORP/D	MCHM	41.193
MICROCHIP TECHNOL	MCHP	976.526
MARCHEX INC	MCHX	@NA
MASSMUTUAL CORP I	MCI	1.379
MCI INC	MCIP	2,887.92

MCKESSON CORP	MCK	419.319
MOORE CORP LTD-PR	MCL.P	@NA
MCLEODUSA INC -CL	MCLD	368.128
CONTROLADORA COM	MCM	0.253
MADISON/CLAYMORE	MCN	@NA
MICHIGAN CONSOLID/	MCN1	@NA
MOODY'S CORP	MCO	149.13
METRICOM INC	MCOMQ	4.651
MFS CHARTER INCOM	MCR	21.389
MONARCH CASINO & F	MCRI	12.323
MICREL INC	MCRL	258.975
MICROS SYSTEMS INC	MCRS	47.241
MARCUS CORP	MCS	10.262
MCSI INC	MCSIQ	90.907
MEDICURE INC	MCU	@NA
WORLDCOM INC-MCI (	MCWEQ	629.12
MC SHIPPING	MCX	5.371
MERCURY GENERAL (	MCY	30.009
MAD CATZ INTERACTI	MCZ	36.983
MDC HOLDINGS INC	MDC	86.145
MDC PARTNERS INC	MDCAE	6.277
MOLECULAR DEVICES	MDCC	25.255
MEDICAL ACTION IND	MDCI	15.55
MEDICINES CO	MDCO	172.155
MEDIA 100 INC	MDEA	5.502
METROPOLITAN HLTH	MDF	68.063
MERIDIAN GOLD INC	MDG	187.375
MHI HOSPITALITY COF	MDH	@NA
MDI INC	MDII	4.21
MEDJET INC	MDJT	0.722
MEDICORE INC	MDKI	1.915
MEDICALOGIC/MEDSC	MDLIZ	3.695
MEDIALINK WORLDWI	MDLK	0.956
MOUNTAIN PROVINCE	MDM	13.736
MEREDITH CORP	MDP	48.093
MCDERMOTT INTL INC	MDR	145.213
ALLSCRIPTS HEALTHC	MDRX	36.065
MIDAS INC	MDS	18.155
MDSI MOBILE DATA S(	MDSI	2.956
MID-STATE BANCSHAF	MDST	7.819
MEDTRONIC INC	MDT	984.003
MEDCATH CORP	MDTH	20.499
MEDIS TECHNOLOGIE	MDTL	9.906
MDU RESOURCES GR	MDU	72.918
MEDWAVE INC	MDWV	2.892
MIDWAY AIRLINES CO	MDWYQ	0.206
MEDEX HOLDINGS CO	MDX	@NA
MIDCAP SPDR TR	MDY	261.262
MDS INC	MDZ	1.291
METALICO INC	MEA	@NA
MEADE INSTRUMENTS	MEAD	9.358

MEMEC INC-REDH	MEC	@NA
MIDAMERICAN ENERG	MEC1	@NA
MAGNA ENTERTAINME	MECA	76.608
MEDIFAST INC	MED	60.294
MED-DESIGN CORP	MEDC	21.903
MEDIMMUNE INC	MEDI	1,202.04
MEDQUIST INC	MEDQ	13.139
MEDIWARE INFORMAT	MEDW	5.342
MEDAREX INC	MEDX	267.919
MASSEY ENERGY CO	MEE	152.568
MEDIA GENERAL -CL	MEG	21.524
MIDWEST AIR GROUP	MEH	49.143
MELLON FINANCIAL C	MEL	549.016
MCF CORP	MEM	27.766
MEMORY PHARMA CO	MEMY	@NA
MUNIENHANCED FUN	MEN	12.704
MENTOR GRAPHICS C	MENT	226.682
METHANEX CORP	MEOH	53.987
MERRILL LYNCH & CO	MER	1,383.61
MERRILL LYNCH LIFE	MER1	@NA
MERRILL MERCHANTS	MERB	0.591
MERCER INTL INC	MERCS	8.408
MERISANT WORLDWI	MERI	@NA
MERCURY INTERACTI	MERQ	911.501
MERIX CORP	MERX	50.883
MESA AIR GROUP INC	MESA	173.627
METLIFE INC	MET	515.712
METATEC INC	META	4.024
META GROUP INC	METG	5.464
METHODE ELECTRON	METH	34.112
MALAYSIA FUND	MF	6.195
MFA MORTGAGE INVE	MFA	87.017
MFB CORP	MFBC	0.259
MANULIFE FINANCIAL	MFC	114.904
MICROWAVE FILTER C	MFCO	0.885
MACQUARIE/FIRST TR	MFD	@NA
MCAFEE INC	MFE	601.401
MICROFINANCIAL INC	MFI	8.712
MUNIHOLDINGS FLA I	MFL	15.358
MOLDFLOW CORP	MFLO	6.925
MAYFLOWER CO-OPE	MFLR	1.669
MULTI-FINELINE ELEC	MFLX	@NA
MFS MUNICIPAL INC T	MFM	10.444
MINEFINDERS CORP L	MFN	15.373
MACKINAC FINANCIAL	MFNC	0.148
MFRI INC	MFRI	0.315
MATTRESS HOLDING	MFRM	@NA
MUTUALFIRST FINANC	MFSF	2.853
MUNIYIELD FLA INSD	MFT	2.695
MORGAN FUNSHARES	MFUN	@NA
MFS SPECIAL VALUE T	MFV	2.662

M & F WORLDWIDE CC	MFW	10.69
MAGNA INTERNATION	MGA	63.153
MULTIMEDIA GAMES II	MGAM	211.929
MORGAN STAN GLBL (	MGB	3.131
MGE ENERGY INC	MGEE	5.181
MADISON GAS & ELEC	MGEE1	@NA
MFS GVT MKTS INCOM	MGF	25.149
MORGAN GROUP HLD	MGHL	1.008
MONEYGRAM INTERN	MGI	90.158
MONEYGRAM INTL INC	MGI.R	@NA
MAGIC SOFTWARE EN	MGIC	10.631
MEGA GROUP INC	MGIN	0.044
MAGELLAN HEALTH SI	MGLN	94.619
MGM MIRAGE	MGM	229.723
METRO GOLDWYN MA	MGM.2	169.526
MINES MANAGEMENT	MGN	14.618
MERCHANTS GROUP I	MGP	0.292
MGP INGREDIENTS IN	MGPI	2.288
MCGRATH RENTCORP	MGRC	12.835
METROGAS SA -ADR	MGS	1.48
MEGATECH CORP	MGTC	0.247
MOORE HANDLEY INC	MHCO	0.187
MUNIHOLDINGS FUND	MHD	5.588
MASS HEALTH & ED T	MHE	0.587
MUNI HIGH INCOME FI	MHF	6.062
MERITAGE HOSPITALI	MHG	0.431
PIONEER MUNICIPAL I	MHI	@NA
MOHAWK INDUSTRIES	MHK	119.285
MORTGAGEIT HOLDIN	MHL	@NA
MASONITE INTERNATI	MHM	2.028
MUNIHOLDINGS NY IN	MHN	9.782
M/I HOMES INC	MHO	24.422
MCGRAW-HILL COMPA	MHP	219.073
MAGNUM HUNTER RE	MHR	74.07
MEDCO HEALTH SOLU	MHS	224.626
MERISTAR HOSPITALI	MHX	110.195
MANAGED HIGH INCOI	MHY	21.37
MARSHALL & ILSLEY C	MI	108.77
MACQUARIE INFRASTI	MIC	@NA
MILLICOM INTL CELLU	MICC	123.394
VICURON PHARMACEU	MICU	72.557
MIDDLEBY CORP	MIDD	14.97
MEADOWBROOK INS (	MIG	17.86
MERCER INSURANCE	MIGP	4.027
MIGRATEC INC	MIGR	304.931
MICROISLET INC	MII	7.331
STREETTRACKS MS IN	MII.2	4.372
MIIX GROUP INC	MIIX	4.448
MICHAELS STORES IN	MIK	383.735
MIKRON INFRARED IN	MIKR	2.752
MILLIPORE CORP	MIL	88.614

MI DEVELOPMENTS IN	MIM	30.67
MFS INTERM INCOME	MIN	51.208
MITCHAM INDUSTRIES	MIND	4.379
MOBILE MINI INC	MINI	20.909
MIPS TECHNOLOGIES	MIPS	21.989
MIRANT CORP	MIRKQ	2,172.23
MITOKOR INC -REDH	MITO	@NA
MITSUI & CO LTD -ADI	MITSY	0.224
MITY ENTERPRISES IN	MITY	1.719
EATON VANCE INS MI	MIW	@NA
INTERMIX MEDIA INC	MIX	30.3
MUNIYIELD MICH INSD	MIY	6.684
MUNIYIELD NJ INSD FI	MJI	2.148
MCCORMICK & COMP/	MKC	124.198
MARKET 2000 HOLDRS	MKH	1.734
MARKEL CORP	MKL	5.432
MKS INSTRUMENTS IN	MKSI	90.048
MARKETING SPECIALI	MKSP	0.085
MAKITA CORP -ADR	MKTAY	1.05
ADVANCED MARKETIN	MKTS	16.823
MARKETAXESS HLDGS	MKTX	@NA
MECHANICAL TECHNC	MKTY	19.96
MESA LABORATORIES	MLAB	0.85
MIDLAND CO	MLAN	2.907
MITCHELLS & BUTLER	MLB	5.482
MILLEA HOLDINGS INC	MLEA	8.121
MILLER (HERMAN) INC	MLHR	73.116
MUELLER INDUSTRIES	MLI	27.138
MICRO LINEAR CORP	MLIN	9.256
MILLER INDUSTRIES IN	MLLS	0.007
MARTIN MARIETTA MA	MLM	50.232
MILLENNIUM PHARMA	MLNM	1,265.12
MAUI LAND & PINEAPF	MLP	0.981
MILLER INDUSTRIES IN	MLR	5.239
MOLECULAR IMAGING	MLRI	25.87
MILLS CORP	MLS	52.054
MUNICIPAL MTG & EQI	MMA	18.612
MARSH & MCLENNAN	MMC	528.058
MARTIN MIDSTREAM F	MMLP	4.37
3M CO	MMM	1,051.67
MAGELLAN MIDSTREA	MMP	36.163
MCMORAN EXPLORAT	MMR	22.855
MAXIMUS INC	MMS	34.218
MERIT MEDICAL SYST	MMSI	57.041
MFS MULTIMARKET IN	MMT	26.866
MANAGED MUNS POR	MMU	15.047
MAKEMUSIC INC	MMUS	0.487
EATON VANCE MA MU	MMV	0.907
MINNESOTA MUN TER	MNB	@NA
MONACO COACH COR	MNC	50.916
MOTIENT CORP	MNCP	11.576

MIND CTI LTD	MNDO	20.369
MUNI N Y INTERMD DU	MNE	@NA
MIRAMAR MINING COF	MNG	161.316
MCCLATCHY CO -CL A	MNI	16.066
MANNKIND CORP	MNKD	@NA
SALOMON BROS MUN	MNP	1.444
MONRO MUFFLER BRA	MNRO	8.483
MONMOUTH RE INVES	MNRTA	4.37
MSC SOFTWARE COR	MNSC	62.323
MONSTER WORLDWID	MNST	523.619
MENTOR CORP	MNT	83.578
MOMENTA PHARMACE	MNTA	@NA
MTR GAMING GROUP	MNTG	40.091
ALTRIA GROUP INC	MO	2,248.67
PHILIP MORRIS COS -F	MO.F	@NA
MOBILITY ELECTRONI	MOBE	106.831
MOBIUS MGMT SYSTE	MOBI	23.566
MOSCOW CABLECOM	MOCC	1.188
MOCON INC	MOCO	1.361
MODINE MANUFACTUI	MOD	20.312
MODTECH HOLDINGS	MODTE	6.735
MOOG INC -CL A	MOG.A	29.676
MGI PHARMA INC	MOGN	209.59
MOLINA HEALTHCARE	MOH	18.991
MOLEX INC	MOLX	208.443
MONSANTO CO	MON	355.652
MATRIXONE INC	MONE	89.01
MONMOUTH CAPITAL	MONM	1.459
MORNINGSTAR INC - F	MORN	@NA
MOSAIC CO	MOS	@NA
MOSAIC CO-PRO FORI	MOS.P	@NA
MOSSIMO INC	MOSS	9.952
MONOLITHIC SYS TEC	MOSY	65.077
MOTOROLA INC	MOT	3,553.76
MOTO PHOTO INC	MOTOQ	3.911
MOTIVE INC	MOTV	@NA
MOVADO GROUP INC	MOV	8.612
MOVIE GALLERY INC	MOVI	100.347
MUNIYIELD PA INSD FI	MPA	3.532
MOTORCAR PARTS OF	MPAA	1.834
MOD PAC CORP	MPAC	1.135
MPOWER HOLDING CO	MPE	@NA
MAGELLAN PETROLEU	MPET	16.967
MAGUIRE PROPERTIE	MPG	38
MTS MEDICATION TEC	MPP	2.674
MEREDITH ENTERPRIS	MPQ	0.393
MET-PRO CORP	MPR	1.859
MPS GROUP INC	MPS	106.978
MPSI SYSTEMS INC	MPSM	0.001
SALOMON BROS MUN	MPT	1.613
MASSMUTUAL PARTN	MPV	2.011

MEDICAL PROPERTIES	MPW	@NA
MPW INDL SVCS GROI	MPWG	1.383
MONOLITHIC POWER S	MPWR	@NA
MARINE PRODUCTS C	MPX	5.113
MUNIYIELD QUALITY F	MQT	8.822
MUNIYIELD QUALITY F	MQY	9.653
MIRAE CORP -ADR	MRAE	0.322
METALLICA RESOURC	MRB	26.08
MERCANTILE BANKSH	MRBK	60.863
MARCONI CORP PLC	MRCIY	0.224
MORO CORP	MRCR	0.152
MERCURY COMPUTEF	MRCY	58.919
MACDERMID INC	MRD	26.791
AMERICAN INCOME FU	MRF	3.452
MORGANS FOODS INC	MRFD	0.646
MERGE TECHNOLOGII	MRGE	31.617
MERGENCE CORP	MRGN	1.97
MARGO CARIBE INC	MRGO	0.144
MONTPELIER RE HOLI	MRH	38.929
MCRAE INDUSTRIES -	MRI.A	0.488
MERCK & CO	MRK	1,785.77
MARLIN BUSINESS SE	MRLN	6.195
MERRIMAC INDUSTRIE	MRM	0.806
MEDICAL STAFFNG NT	MRN	48.426
MARATHON OIL CORP	MRO	321.083
MONROE BANCORP	MROE	0.463
MRO SOFTWARE INC	MROI	24.411
MARISA CHRISTINA	MRSA	1.543
MAXUS REALTY TRUS	MRTI	0.147
MARTEN TRANSPORT	MRTN	11.156
MRV COMMUNICATION	MRVC	215.809
MARVELL TECHNOLOG	MRVL	1,596.19
MID-STATE RACEWAY	MRWY	0.001
MEDICIS PHARMACEU	MRX	182.745
MEMRY CORP	MRY	9.195
MERRY LAND PROPEF	MRYP	@NA
MILESTONE SCIENTIFI	MS	7.072
MINE SAFETY APPLIAN	MSA	12.416
MESABI TRUST	MSB	3.888
MAIN STREET BANKS	MSBK	5.183
MATERIAL SCIENCES	MSC	8.207
MICROSEMI CORP	MSCC	196.028
MORGAN STAN EMG M	MSD	15.224
MERISEL INC	MSEL	2.48
MIDDLESEX WATER C	MSEX	3.095
MORGAN STAN EMERG	MSF	7.438
MAINSOURCE FINL GF	MSFG	2.421
MICROSOFT CORP	MSFT	16,422.54
MSGI SECURITY SOLU	MSGI	7.745
MOBILE SVCS GROUP	MSGI.1	@NA
MARSHALL EDWARDS	MSHL	0.731

MOVIE STAR INC	MSI	18.229
GRUPO INDL MASECA	MSK	0.381
MIDSOUTH BANCORP	MSL	0.845
METASOLV INC	MSLV	24.988
MSC INDUSTRIAL DIRE	MSM	42.505
EMERSON RADIO	MSN	55.457
MARTHA STEWART LI\	MSO	65.3
MISONIX INC	MSON	11.256
MADISON STRAT SEC	MSP	@NA
MINDSPEED TECHNOL	MSPD	125.335
MEASUREMENT SPEC	MSS	19.73
MISSION RESOURCES	MSSN	79.603
MCCORMICK & SCHMI	MSSR	@NA
MICROSTRATEGY INC	MSTR	113.594
MISSION WEST PROPE	MSW	9.446
MORGAN STAN HI YLD	MSY	6.149
MITTAL STEEL CO NV	MT	14.551
MAGYAR TELEKOM LT	MTA	10.525
M & T BANK CORP	MTB	81.322
NORTEM NV	MTCH	15.713
MTC TECHNOLOGIES	MTCT	16.12
METTLER-TOLEDO INT	MTD	35.993
MAHANAGAR TEL NIG/	MTE	21.064
MANNATECH INC	MTEX	29.748
MITSUBISHI TOKYO FI	MTF	131.972
MGIC INVESTMENT CC	MTG	255.82
MERITAGE HOMES CC	MTH	53.479
MTI TECHNOLOGY CO	MTIC	28.096
MICRO THERAPEUTIC	MTIX	7.824
STREETTRACKS MS H	MTK	2.119
MECHEL STEEL GROU	MTL	@NA
METROLOGIC INSTRU	MTLG	60.329
METALINK LTD	MTLK	16.985
METAL MANAGEMENT	MTLM	63.625
MTM TECHNOLOGIES	MTMC	1.928
MICROTEK MEDICAL H	MTMD	41.184
VAIL RESORTS INC	MTN	18.978
MESA ROYALTY TRUS	MTR	0.593
MTR CORP LTD -ADR	MTRJY	@NA
MATRIX SERVICE COM	MTRX	60.177
MONTGOMERY STREE	MTS	2.617
MTS SYSTEMS CORP	MTSC	20.94
MER TELEMGMT SOLU	MTSL	1.426
MATTSON TECHNOLO	MTSN	63.488
METAL STORM LTD -A	MTSX	0.784
MANITOWOC CO	MTW	34.695
MTONE WIRELESS CO	MTWI	@NA
MINERALS TECHNOLC	MTX	30.458
METRO INTL S A -CL E	MTXBF	0.068
MATRIX BANCORP INC	MTXC	0.786
MATRIXX INITIATIVES	MTXX	17.142

MARLTON TECHNOLO	MTY	1.062
MASTEC INC	MTZ	51.799
MICRON TECHNOLOG	MU	2,801.02
MUNIASSETS FUND IN	MUA	8.88
MUNIHOLDINGS CALIF	MUC	13.998
MUNIHOLDINGS INSD	MUE	9.449
MUELLER (PAUL) CO	MUEL	0.293
MUNIHOLDINGS FUND	MUH	5.38
MUNI INTERMD DURAT	MUI	@NA
MUNIHOLDINGS NJ INS	MUJ	7.501
PIONEER INTEREST S	MUO	2.116
MURPHY OIL CORP	MUR	107.484
MUNIHOLDINGS INSD	MUS	5.045
METALS USA INC	MUSA	18.443
MICROMUSE INC	MUSE	399.684
MVB FINANCIAL CORP	MVBF	0.002
MVC CAPITAL INC	MVC	9.411
MEADOW VALLEY COF	MVCO	1.506
MUNIVEST FUND	MVF	19.937
MICROVISION INC	MVIS	31.272
MAVERICK TUBE COR	MVK	136.734
MARVEL ENTERPRISE	MVL	443.124
MACROVISION CORP	MVSN	162.485
MUNIVEST FD II INC	MVT	7.571
MENS WEARHOUSE IN	MW	81.129
M-WAVE INC	MWAV	3.473
MORGAN STANLEY	MWD	1,263.46
MARKWEST ENERGY I	MWE	2.17
MORGAN STANLEY CA	MWG	@NA
BAYCORP HOLDINGS	MWH	1.511
MARKWEST HYDROCA	MWP	3.562
MORGAN STANLEY CA	MWR	@NA
MOTHERS WORK INC	MWRK	13.677
MEADWESTVACO COF	MWV	163.946
MIDWAY GAMES INC	MWY	106.292
METSO CORP -ADR	MX	2.042
MINNESOTA MUN INCI	MXA	0.93
MFC BANCORP LTD	MXBIF	3.907
MARNETICS BROADBA	MXBTF	0.081
MEXCO ENERGY COR	MXC	0.038
MAXIMUM DYNAMICS	MXDY	78.293
MEXICO EQUITY & INC	MXE	0.661
MEXICO FUND	MXF	5.357
MACRONIX INTL LTD -	MXICY	6.43
MAXIM INTEGRATED F	MXIM	1,849.29
MAXXAM INC	MXM	2.049
FIRST AMERN MN MUN	MXN	@NA
MAXTOR CORP	MXO	845.751
MAXXON INC	MXON	13.499
MAX RE CAPITAL LTD	MXRE	24.591
METRIS COMPANIES II	MXT	371.416

MAXWELL TECHNOLO	MXWL	4.918
MUNIYIELD CALIF FD I	MYC	6.682
MUNIYIELD FD INC	MYD	14.764
MYERS INDUSTRIES IN	MYE	10.597
MUNIYIELD FLA FD	MYF	4.882
MAYTAG CORP	MYG	156.604
MYRIAD GENETICS IN(	MYGN	106.897
MUNIYIELD INSD FD IN	MYI	19.24
MUNIYIELD N J FD INC	MYJ	3.481
MYKROLIS CORP	MYK	48.896
MYLAN LABORATORIE	MYL	588.69
MUNIYIELD MICH INS F	MYM	4.686
MUNIYIELD N Y INSD F	MYN	11.146
MYOGEN INC	MYOG	8.011
MAYORS JEWELERS II	MYR	13.127
MILITARY RESALE GR(	MYRG	13.944
MASISA S A -SPN ADF	MYS	2.129
MILACRON INC	MZ	48.9
MUNIYIELD ARIZ FD II	MZA	1.412
MBIA CAP/CLAYMORE	MZF	@NA
MATRITECH INC	MZT	21.644
INCO LTD	N	321.119
NATIONAL AUSTRALIA	NAB	16.692
NABI BIOPHARMACEU	NABI	63.883
NUVEEN CA DIVID AD\	NAC	6.518
NUVEEN DIVID ADVAN	NAD	10.843
NATIONAL DENTEX C(	NADXE	2.447
NASH FINCH CO	NAFC	34.532
NATIONAL ATLANTIC H	NAHC	@NA
NICHOLAS-APPLEGAT	NAI	@NA
NATURAL ALTERNATI\	NAII	5.917
NORTHERN DYNASTY	NAK	@NA
NEWALLIANCE BANCS	NAL	@NA
NUVEEN NY DIVID AD\	NAN	2.401
NANOMETRICS INC	NANO	61.569
NANOPHASE TECHNO	NANX	24.605
NAPSTER INC	NAPS	177.982
NARA BANCORP INC	NARAE	24.443
NASB FINANCIAL INC	NASB	0.766
NETWORK ACCESS S(	NASC	4.499
NORTH AMERICAN SC	NASI	6.257
NORDIC AMERN TANK	NAT	19.29
NATHAN'S FAMOUS IN	NATH	1.698
NATIONAL INSTRUME	NATI	91.958
NORTH AMER TECHN(	NATKC	6.769
NATIONAL INTERSTAT	NATL	@NA
NATURES SUNSHINE F	NATR	9.174
NAVISTAR INTERNATI(	NAV	242.654
NAVISTAR INTL-PRE F	NAV.F	@NA
NAVISTAR FINANCIAL	NAV1	@NA
NAVIGATORS GROUP	NAVG	7.799

NAVISITE INC	NAVI	3.399
NAVARRE CORP	NAVR	54.911
NATURAL GOLF CORP	NAX	0.591
NUVEEN ARIZ PREM IN	NAZ	1.383
NORTH BAY BANCORF	NBAN	0.303
NB CAPITAL CORP	NBD	@NA
NORBORD INC	NBDFF	@NA
NATL BANK GREECE S	NBG	8.721
NEWBRIDGE CAPITAL	NBGC	0.002
NEUBERGER BERMAN	NBH	@NA
NEUROCRINE BIOSCIE	NBIX	108.393
NUVEEN OH DIV ADV	NBJ	1.208
NOBLE ENERGY INC	NBL	101.735
NORTHEAST BANCRP	NBN	0.601
NEUBERGER BERMAN	NBO	@NA
NORTHERN BORDER F	NBP	26.668
NORTHERN BORDER F	NBP1	@NA
NABORS INDUSTRIES	NBR	452.793
NEW BRUNSWICK SCI	NBSC	1.715
NBS TECHNOLOGIES I	NBSFF	0.001
N B T BANCORP INC	NBTB	10.647
NB & T FINANCIAL GR	NBTF	0.094
NEUBERGER BERMAN	NBW	@NA
NBC CAPITAL CORP	NBY	1.23
NACCO INDUSTRIES -	NC	3.843
NUVEEN CAL MUNI VA	NCA	6.113
NATIONAL CITY CORP	NCC	425.121
PUBLIC SERVICE CO C	NCE1	@NA
SOUTHWESTERN PUB	NCE2	@NA
NEVADA CHEMICALS I	NCEM	1.687
NAVIGANT CONSULTIN	NCI	74.073
NUVEEN INSD CA PRE	NCL	2.925
NETCENTIVES INC	NCNTQ	2.954
NUCENTRIX BROADBA	NCNXQ	3.537
NUVEEN CA MUN MKT	NCO	1.927
NCO GROUP INC	NCOG	32.269
NEWS COMMUNICATI	NCOM	0.417
NUVEEN CAL PERFOR	NCP	2.518
NCR CORP	NCR	346.673
NCRIC GROUP INC	NCRI	2.637
NEIGHBORCARE INC	NCRX	66.225
NCI BUILDING SYSTEM	NCS	14.689
NEWCASTLE INVESTM	NCT	26.639
NUVEEN CA PREM INC	NCU	1.553
NICHOLAS-APPLEGAT	NCV	@NA
NOVA CHEMICALS CO	NCX	33.058
NICHOLAS-APPLEGAT	NCZ	@NA
NASDAQ STOCK MARK	NDAQ	4.327
NDCHEALTH CORP	NDC	76.298
NEUBERGER BERMAN	NDD	@NA
INDYMAC BANCORP IN	NDE	79.191

99 CENTS ONLY STOR	NDN	132.835
NORDSON CORP	NDSN	24.657
NOBLE CORP	NE	394.206
NUVEEN TAX FREE AD	NEA	@NA
NORTHEAST INDIANA	NEIB	0.366
NEWMONT MINING CC	NEM	1,258.99
NEW ENGLAND REALT	NEN	0.232
NETWORK ENGINES IN	NENG	198.168
NEOFORMA INC	NEOF	20.656
NEOGEN CORP	NEOG	4.067
NEOPHARM INC	NEOL	29.014
NEON SYSTEMS INC	NEON	1.947
NEPHROS INC	NEP	@NA
NORTHEAST PA FINL (	NEPF	1.319
NERA AS -ADR	NERAY	@NA
NEORX CORP	NERX	51.23
NEW ENGLAND POWE	NES3	@NA
NESCO INC	NESCQ	0.07
NETWORKS ASSOC -P	NET.N	@NA
NET SERVICOS DE CO	NETC	33.258
NETLOGIC MICROSYS	NETL	@NA
NETMANAGE INC	NETM	5.923
NET PERCEPTIONS IN	NETP	86.204
NEWMARKET CORP	NEU	9.157
NEW CENTURY FINAN	NEW	255.935
NEW HORIZONS WORI	NEWHE	3.731
NEWPORT CORP	NEWP	94.578
NEXMED INC	NEXM	54.955
NEXIQ TECHNOLOGIE	NEXQQ	0.627
NEXTEST SYSTEMS C	NEXT	@NA
NORTH FORK BANCOF	NFB	334.683
NUVEEN CT DIVID ADV	NFC	0.784
NEFF CORP	NFFCA	4.325
NATIONAL FUEL GAS (	NFG	61.484
NOVASTAR FINANCIAL	NFI	184.805
NFJ DIVIDEND INTRST	NFJ	@NA
NUVEEN INSD FLA PRI	NFL	3.82
NORTHFIELD LABORA	NFLD	15.642
NETFLIX INC	NFLX	610.87
NUVEEN MD DIVID AD	NFM	1.572
NATIONAL FINANCIAL	NFP	16.4
NATIONWIDE FINL SV(	NFS	86.372
NEWFIELD EXPLORAT	NFX	107.121
NUVEEN ARIZ DIVID AI	NFZ	0.519
NOVAGOLD RESOURC	NG	4.12
NORTH AMER GALV &	NGA	0.929
NGAS RESOURCES IN	NGAS	42.422
NUVEEN VA DIVID ADV	NGB	1.251
NIAGARA CORP	NGCD	3.768
ENGENIO INFO TECH I	NGE	@NA
NANOGEN INC	NGEN	164.503

NATIONS GOVT INC TF	NGF	2.268
NATIONAL GRID TRAN	NGG	7.807
NATIONS GOVT INCM	NGI	@NA
NUVEEN CT DIVID ADV	NGK	0.824
NUVEEN CT DIV ADV M	NGO	@NA
NGP CAPITAL RESOUF	NGPC	@NA
NOVATEL INC	NGPS	7.357
NEW GENERATION HC	NGPX	1.195
NETGURU.COM INC	NGRU	6.848
NATURAL GAS SVC GF	NGS	2.646
EASTERN AMERN NAT	NGT	2.391
NEXT GENERATION TE	NGTHQ	4.853
NUVEEN INS MA TX FF	NGX	@NA
NATIONAL HEALTHCAI	NHC	2.055
NATIONAL HOME HEAI	NHHC	2.222
NATIONAL HEALTH IN\	NHI	18.667
NATIONWIDE HEALTH	NHP	68.34
NATIONAL HEALTH RE	NHR	1.762
NEW HAMPSHIRE THR	NHTB	0.764
NORSK HYDRO AS -AI	NHY	6.303
NISOURCE INC	NI	291.624
NORTHERN INDIANA F	NI1	@NA
COLUMBIA ENERGY G	NI2	@NA
NICE SYSTEMS LTD -A	NICE	17.772
NITCHES INC	NICH	0.2
NICHOLAS FINANCIAL	NICK	1.479
NUVEEN PREMIER INS	NIF	3.792
NII HOLDINGS INC	NIHD	172.829
NUVEEN NC DIV ADV M	NII	@NA
NIKU CORP	NIKU	8.193
BLUE NILE INC	NILE	@NA
NUVEEN SELECT MAT	NIM	3.602
NUVEEN INSD MUN OF	NIO	20.285
NEC CORP -ADR	NIPNY	24.336
NISSIN CO LTD -ADR	NIS	1.603
KNIGHT TRADING GRC	NITE	303.915
NIDEC CORP -ADR	NJ	0.255
NEW JERSEY RESOUF	NJR	17.728
NEWTEK BUSINESS SI	NKBS	6.844
NIKE INC -CL B	NKE	365.897
NUVEEN GA DIV ADV M	NKG	@NA
NUVEEN INSD CA DIVI	NKL	5.119
NUVEEN INSD NEW YC	NKO	2.295
NUVEEN AZ DIVID ADV	NKR	0.961
NATIONAL BANKSHAR	NKSH	1.228
NEKTAR THERAPEUTI	NKTR	151.951
NUVEEN INS CA TX FR	NKX	@NA
NL INDUSTRIES	NL	7.565
NALCO HOLDING CO	NLC	@NA
FIRST NLC FINL SVCS	NLCF	@NA
NOBEL LEARNING CMI	NLCI	3.418

NES RENTALS HOLDIN	NLEQ	6.433
NAUTILUS INC	NLS	113.402
ANALEX CORP	NLX	7.822
ANNALY MORTAGE MC	NLY	252.799
NUVEEN MUN ADVANT	NMA	10.893
NUVEEN MASS DIVID A	NMB	0.493
NUWAY MEDICAL INC	NMED	220.827
NEIMAN-MARCUS GRC	NMG.A	30.988
NEOMAGIC CORP	NMGC	39.87
NATIONAL MED HEALT	NMHC	6.056
NUVEEN MUNICIPAL IN	NMI	2.17
NEWMIL BANCORP INC	NMIL	1.358
NIAGARA MOHAWK PC	NMK1	@NA
NUVEEN MUN MKT OP	NMO	9.528
NOMOS CORP -REDH	NMOS	@NA
NUVEEN MICH PREM I	NMP	1.735
NOMURA HOLDINGS IN	NMR	21.789
NUMEREX CORP -CL A	NMRX	2.152
NUTRITION MGMT SVC	NMSCA	0.033
NMS COMMUNICATION	NMSS	43.718
NUVEEN MASS PREM	NMT	1.277
NMT MEDICAL INC	NMTI	4.321
NUVEEN MD PREM INC	NMY	2.302
NUVEEN MUN HIGH IN	NMZ	@NA
NUVEEN VA DIV ADV M	NNB	2.392
NN INC	NNBR	13.38
NUVEEN N C PREM INC	NNC	1.271
NDS GROUP PLC -ADI	NNDS	14.497
NUVEEN INSD N Y PRE	NNF	1.977
NELNET INC	NNI	9.145
NUVEEN N J PREM INC	NNJ	2.155
COMML NET LEASE RI	NNN	32.392
NUVEEN N C DIV ADV	NNO	1.418
NUVEEN N Y PERFORI	NNP	3.1
NANOSYS INC-REDH	NNSY	@NA
NUVEEN N Y MUNI VAI	NNY	3.875
NOBILITY HOMES INC	NOBH	0.802
NOBLE INTERNATIONA	NOBL	13.331
NORTHROP GRUMMAI	NOC	630.363
NOGA ELECTRO-MECH	NOGAQ	@NA
MICRONETICS INC	NOIZ	5.909
NOKIA CORP -ADR	NOK	2,922.56
NOLAND COMPANY	NOLD	0.975
NUVEEN MO PREM INC	NOM	0.405
NEW FRONTIER MEDIA	NOOF	44.557
NATIONAL OILWELL VA	NOV	168.613
NOVEON INTL INC-REI	NOV.1	@NA
NOVAMED INC	NOVA	8.183
NORTH VALLEY BANC	NOVB	3.265
NOVELL INC	NOVL	867.205
NOVEN PHARMACEUT	NOVN	74.708

NOVOSTE CORP	NOVT	20.492
NEUBERGER BERMAN	NOX	@NA
NEENAH PAPER INC	NP	@NA
NATIONAL PENN BANC	NPBC	8.282
NUVEEN INSD CALIF P	NPC	1.197
NUVEEN PREMIER MU	NPF	4.386
NUVEEN GA PREM INC	NPG	1
NUVEEN PREM INCOM	NPI	15.78
NATIONAL PRESTO IN	NPK	1.98
NETWORK PLUS CORP	NPLSQ	4.646
NUVEEN PREM INCOM	NPM	10.071
ENPRO INDUSTRIES IN	NPO	33.246
NUVEEN PERFORM PL	NPP	14.275
NORTH PITTSBURGH S	NPSI	4.19
NASPERS LTD -ADR	NPSN	2.438
NPS PHARMACEUTICA	NPSP	223.805
NUVEEN PREM INCOM	NPT	11.574
NORTH POINTE HOLDI	NPTE	@NA
ENPATH MEDICAL INC	NPTH	4.56
NUVEEN VA PREM INC	NPV	1.601
NUVEEN INSD PREM II	NPX	9.742
NUVEEN PA PREM INC	NPY	2.956
NUVEEN CA INVT QUA	NQC	3.01
NATIONAL QUALITY C	NQCI	0.926
NUVEEN FLA INVT QU	NQF	3.578
NUVEEN INSD QUALIT	NQI	8.818
NUVEEN N J INVT QUA	NQJ	3.24
NQL INC	NQLIQ	0.933
NUVEEN INVT QUALIT	NQM	8.94
NUVEEN NY INVT QUA	NQN	4.256
NUVEEN PA INVT QUA	NQP	3.028
NUVEEN SELECT QUA	NQS	7.699
NUVEEN QUAL INCM M	NQU	12.193
NEWPARK RESOURCE	NR	62.288
NUVEEN NC DIVID AD	NRB	0.968
NATIONAL RESEARCH	NRCI	1.368
NORANDA INC	NRD	11.404
NORTHSTAR REALTY	NRF	@NA
NRG ENERGY INC	NRG	8.886
NEUROGEN CORP	NRGN	17.75
INERGY HOLDINGS LP	NRGP	@NA
INERGY LP	NRGY	9.783
NEUBERGER BERMAN	NRI	@NA
NORTHRIM BANCORP	NRIM	3.733
NUVEEN INS NY TX FR	NRK	@NA
NEUBERGER BERMAN	NRL	@NA
NEUBERGER BERMAN	NRO	@NA
NATURAL RESOURCE	NRP	6.073
NEW RIVER PHARMA I	NRPH	@NA
NO EUROPEAN OIL RT	NRT	2.285
NATURE VISION INC	NRVN	@NA

NISSAN MOTOR CO LT	NSANY	63.799
NORFOLK SOUTHERN	NSC	341.52
NORFOLK SOUTHERN	NSC1	@NA
NASSDA CORP	NSDA	18.677
NATIONAL SEC GROUI	NSEC	0.146
NORTHERN STS FINL (	NSFC	1.055
NASHUA CORP	NSH	1.153
NUTRI SYSTEMS INC	NSI	7.282
INSIGHT ENTERPRISE	NSIT	127.325
NUVEEN SR INCOME F	NSL	16.515
NATIONAL SEMICOND	NSM	1,719.59
NSTOR TECHNOLOGIE	NSO	12.724
NS GROUP INC	NSS	12.72
NAPCO SECURITY SYS	NSSC	4.749
NSTAR	NST	39.76
NESS TECHNOLOGIES	NSTC	@NA
NASTECH PHARMACE	NSTK	13.818
NEUSTAR INC -REDH	NSTR	@NA
NEVSUN RESOURCES	NSU	@NA
NORTECH SYSTEMS II	NSYS	1.021
NORTEL NETWORKS (	NT	6,364.56
NORTEL NETWORKS (	NT.US	@NA
NETWORK APPLIANCE	NTAP	1,650.28
NETBANK INC	NTBK	112.035
NUVEEN CONN PREM	NTC	0.909
NETSCOUT SYSTEMS	NTCT	11.119
NINTENDO CO LTD -A	NTDOY	@NA
NAM TAI ELECTRONIC	NTE	190.033
NEOSE TECHNOLOGIE	NTEC	15.65
NETEASE.COM INC -A	NTES	605.171
NATCO GROUP INC	NTG	9.334
NETGEAR INC	NTGR	53.497
NORTHERN TECH INTI	NTI	0.467
NEUROBIOLOGICAL TI	NTII	59.283
NETIQ CORP	NTIQ	281.857
NORTEL INVERSORA S	NTL	19.996
NTL INC	NTLI	152.558
NITROMED INC	NTMD	11.261
NTN COMMUNICATION	NTN	34.086
NORTHERN ORION RE	NTO	@NA
NATROL INC	NTOL	2.747
NET2PHONE INC	NTOP	118.147
NETOPIA INC	NTPA	59.238
NEW YORK MORTGAG	NTR	@NA
NORTHERN TRUST CC	NTRS	295.599
NETRATINGS INC	NTRT	14.792
NATIONAL TECHNICAL	NTSC	2.482
NETSMART TECHNOL(	NTST	21.833
NIPPON TELEGRPH &	NTT	32.416
NETSOL TECHNOLOGI	NTWK	8.998
NUVEEN TEX QUAL IN	NTX	1.955

NBTY INC	NTY	143.333
NATUZZI SPA -ADR	NTZ	23.479
NORTHEAST UTILITIES	NU	134.291
CONNECTICUT LIGHT	NU1	@NA
WESTERN MASSACHU	NU3	@NA
PUBLIC SERVICE CO/N	NU4	@NA
NUANCE COMMUNICA	NUAN	61.292
NUVEEN CA QLTY INC	NUC	4.652
NUCO2 INC	NUCO	6.725
NUCOR CORP	NUE	407.872
NUVEEN FL QUALITY I	NUF	3.392
NU HORIZONS ELECTR	NUHC	12.979
NUVEEN NJ DIVID ADV	NUJ	1.455
NUVEEN MICH QUAL II	NUM	2.187
NUVEEN NY QLTY INC	NUN	4.96
NUVEEN OHIO QUAL II	NUO	1.833
NUR MACROPRINTERS	NURMC	10.965
NEUROMETRIX INC	NURO	@NA
NU SKIN ENTERPRISE	NUS	56.023
ML MACADAMIA ORCH	NUT	1.453
NUTRACEUTICAL INTL	NUTR	15.959
NUVEEN MUNI VALUE	NUV	52.489
NUVASIVE INC	NUVA	@NA
NUVIM INC-REDH	NUVM	@NA
NUVELO INC	NUVO	34.185
NEW VALLEY CORP	NVAL	2.088
NOVAVAX INC	NVAX	45.895
NUVEEN CA SELECT Q	NVC	4.713
NOVACEPT INC-REDH	NVCT	@NA
NOVADEL PHARMA IN	NVD	7.172
NVIDIA CORP	NVDA	2,046.31
NVE CORP	NVEC	74.273
NUVEEN INSD DIVID A	NVG	9.393
NOVOGEN LIMITED -A	NVGN	10.527
NATIONAL R V HOLDIN	NVH	4.029
NATIONAL VISION INC	NVI	7.79
NUVEEN OH DIVID ADV	NVJ	0.624
NOVELIS INC	NVL	@NA
NOVEL DENIM HOLDIN	NVLD	1.344
NOVELLUS SYSTEMS	NVLS	2,130.48
NOVA MEASURING INS	NVMI	6.879
NUVEEN N Y SELECT Q	NVN	4.348
NOVO-NORDISK A/S -A	NVO	6.08
NVR INC	NVR	18.771
NOVARTIS AG -ADR	NVS	170.768
NAUGATUCK VALLEY I	NVSL	@NA
NAVTEQ CORP	NVT	@NA
NOVATEL WIRELESS I	NVTL	42.044
NUVEEN CA DIV ADV M	NVX	5.09
NUVEEN PA DIVID ADV	NVY	0.99
NORTHWEST AIRLINES	NWAC	412.17

NEW DRAGON ASIA C(	NWD	27.383
NORTHWESTERN COF	NWEC	175.906
NUVEEN INS FL TX FR	NWF	@NA
NORTHWAY FINANCIA	NWFI	0.194
NORWOOD FINANCIAL	NWFL	0.312
NUVEEN MD DIV ADV I	NWI	@NA
NWH INC	NWIR	1.971
NETWORK EQUIPMEN	NWK	40.197
NETWORK COMMERC	NWKC	1.311
NEWELL RUBBERMAIE	NWL	631.317
NATIONAL WESTERN I	NWLIA	0.491
NORTHWEST NATURA	NWN	17.227
NEWPOWER HOLDING	NWPWQ	7.853
NORTHWEST PIPE CO	NWPX	3.151
NEOWARE SYSTEMS I	NWRE	99.697
NEW WORLD RESTAU	NWRG	0.147
NEWS CORP	NWS.A	520.121
NORTHWEST BANCOF	NWSB	12.601
NEW YORK & COMPAN	NWY	@NA
QUANEX CORP	NX	32.389
NUVEEN CA SEL TAX F	NXC	2.092
NEXTCARD INC	NXCDQ	11.879
NUVEEN AZ DIV ADV M	NXE	@NA
NORTHGATE MINERAL	NXG	96.899
NUVEEN OH DIV ADV M	NXI	1.555
NUVEEN NJ DIV ADVAI	NXJ	2.171
NUVEEN NY DIV ADV M	NXK	2.272
NEW PLAN EXCEL RE/	NXL	80.283
NUVEEN PA DIV ADVA	NXM	0.92
NUVEEN NY SEL TAX F	NXN	0.986
NUVEEN SELECT TAX-	NXP	3.714
NEXPRISE INC	NXPS	1.332
NUVEEN SELECT TX F	NXQ	4.501
NUVEEN SLCT TX FR I	NXR	3.248
NEXTERA ENTERPRIS	NXRA	36.561
NEXSTAR BROADCAS	NXST	12.397
NEXTEL COMMUNICAT	NXTL	4,826.30
NEXTEL PARTNERS IN	NXTP	395.656
NX NETWORKS INC	NXWXQ	1.661
NUTRITION 21 INC	NXXI	72.053
NEXEN INC	NXY	6.685
NUVEEN DIV ADV MUN	NXZ	11.817
ISHARES TR NYSE 10(	NY	@NA
NEW YORK CMNTY BA	NYB	263.897
NEW YORK CMNTY CA	NYB.PU	@NA
ISHARES TR NYSE CO	NYC	@NA
NYER MEDICAL GROU	NYER	9.25
NEW YORK FILM WOR	NYFM	0.001
NYFIX INC	NYFXE	23.621
EATON VANCE INS NY	NYH	@NA
NYMAGIC INC	NYM	2.018

NYMOX PHARMACEUT	NYMX	14.057
EMPIRE RESORTS INC	NYNY	1.619
NEW YORK TIMES CO	NYT	175.905
NUVEEN DIV ADV MUN	NZF	16.664
NUVEEN CA DIV ADV M	NZH	8.97
NUVEEN MD DIV ADV I	NZR	1.846
TELECOM CP NEW ZE	NZT	12.697
NUVEEN MI DIV ADV M	NZW	0.993
NUVEEN GA DIV ADV M	NZX	0.749
SYNTHETECH INC	NZYM	9.628
REALTY INCOME COR	O	51.646
OAK HILL FINANCIAL I	OAKF	3.397
OAK STREET FIN SRV	OAKS	@NA
OHIO ART CO	OART	0.437
OASIS SEMICONDUCT	OASI	@NA
WILD OATS MARKETS	OATS	76.173
OPTIBASE LTD	OBAS	21.415
OCEAN BIO-CHEM INC	OBCI	0.838
OCA INC	OCA	179.972
OHIO CASUALTY CORI	OCAS	95.739
OPTICAL CABLE CORP	OCCF	8.466
OCE NV -ADR	OCENY	0.861
OCEANFIRST FINANCI	OCFC	8.959
OCWEN FINANCIAL C	OCN	24.091
BRIDGE STREET FINA	OCNB	1.937
OPTICAL COMMUNICA	OCPI	41.016
OMNICARE INC	OCR	167.988
OIL DRI CORP AMERIC	ODC	0.919
OLD DOMINION FREIG	ODFL	42.339
ODIMO INC	ODMO	@NA
OFFICE DEPOT INC	ODP	494.498
ODYSSEY HEALTHCAI	ODSY	134.614
ISHARES S&P 100 INDI	OEF	@NA
ORIENT-EXPRESS HO	OEH	14.528
CORP OFFICE PPTYS	OFC	24.323
ORIENTAL FINANCIAL	OFG	10.444
OVERHILL FARMS INC	OFI	4.651
ORTHOFIX INTERNATI	OFIX	10.435
OGE ENERGY CORP	OGE	79.037
OKLAHOMA GAS & ELI	OGE1	0
ORLEANS HOMEBUILD	OHB	9.902
OMEGA HEALTHCARE	OHI	22.599
OWENS-ILLINOIS INC	OI	136.652
MORGAN STANLY MUI	OIA	6.29
MORGAN STANLY MNI	OIB	4.752
MORGAN STNLY MNI I	OIC	2.05
O I CORP	OICO	2.116
OIL SERVICE HOLDRS	OIH	347.022
OCEANEERING INTER	OII	35.911
O2MICRO INTERNATIC	OIIM	74.788
OIL STATES INTL INC	OIS	39.47

ONEOK INC	OKE	202.261
SOUTHWEST BANCOR	OKSB	5.498
OAKWOOD HOMES CC	OKWHQ	12.555
ORALABS HOLDING C(	OLAB	0.222
OLD LINE BANCSHARE	OLBK	0.795
OHIO LEGACY CORP	OLCB	1.293
OLICOM A/S	OLCMF	0.043
CAMBRIDGE DISPLAY	OLED	@NA
OFFSHORE LOGISTICS	OLG	23.353
ORTHOLOGIC CORP	OLGC	41.318
OILGEAR CO	OLGR	0.42
OLIN CORP	OLN	95.471
ONE LIBERTY PROPEF	OLP	4.072
OMNICOM GROUP	OMC	386.586
OMNICELL INC	OMCL	36.83
OMEGA PROTEIN COR	OME	18.1
OMEGA FINANCIAL CC	OMEF	1.544
OM GROUP INC	OMG	182.275
OWENS & MINOR INC	OMI	43.575
OMI CORP	OMM	132.162
OMNOVA SOLUTIONS	OMN	17.426
OMNI ENERGY SERVIC	OMNI	23.247
OMNISKY CORP	OMNY	1.159
ODYSSEY MARINE EXI	OMR	27.888
OPPENHEIMER MULTI	OMS	10.243
OMTOOL LTD	OMTL	1.274
OFFICEMAX INC	OMX	214.234
OLD NATIONAL BANC(	ONB	16.425
ONCOLYTICS BIOTECH	ONCY	25.934
FIDELITY COMMONWE	ONEQ	@NA
ONEIDA FINANCIAL CC	ONFC	0.984
ORION HEALTHCORP	ONH	2.618
ORAGENICS INC	ONI	0.09
ON SEMICONDUCTOR	ONNN	253.195
ONE PRICE CLOTHING	ONPRQ	2.883
ONSTREAM MEDIA CO	ONSM	12.182
ON2 TECHNOLOGIES I	ONT	204.508
ONTRO INC	ONTR	0.474
ONVIA INC	ONVI	4.226
ONYX SOFTWARE COI	ONXS	15.759
ONYX PHARMACEUTIC	ONXX	91.903
OAKLEY INC	OO	62.359
MMO2 PLC -ADR	OOM	5.409
STREETTRACKS SPDF	OOO	@NA
OPEN SOLUTIONS INC	OPEN	9.738
OPTIMUMBANK HOLDI	OPHC	0.152
ODYSSEY PICTURES (	OPIX	4.33
OPLINK COMMUNICAT	OPLK	167.199
OPTICON MEDICAL IN(	OPMI	0.025
OPTIMAL GROUP INC	OPMR	21.123
OPNET TECHNOLOGIE	OPNT	21.357

OLD POINT FINANCIAL	OPOF	0.853
OPT-SCIENCES CORP	OPST	0.013
OPSWARE INC	OPSW	161.497
OPTICARE HEALTH SY	OPT	2.078
OPTELECOM-NKF INC	OPTC	8.197
OPTION CARE INC	OPTN	42.587
OPENTV CORP	OPTV	173.327
ONLINE POWER SUPP	OPWR	4.546
OPENWAVE SYSTEMS	OPWV	273.916
OPPENHEIMER HLDGS	OPY	1.404
ORMAT TECHNOLOGIE	ORA	@NA
ORBITAL SCIENCES C	ORB	101.792
ORBOTECH LTD	ORBK	23.957
ORBIT INTERNATIONA	ORBT	4.764
ONLINE RESOURCES (	ORCC	16.616
ORCHID BIOSCIENCES	ORCH	71.478
OPINION RESEARCH C	ORCI	0.695
ORACLE CORP	ORCL	10,649.98
ORCKIT COMMUNICAT	ORCT	20.315
ORIGEN FINANCIAL IN	ORGN	@NA
ORGANITECH USA INC	ORGT	1.338
ODYSSEY RE HOLDIN(	ORH	39.456
OLD REPUBLIC INTL C	ORI	127.374
O'REILLY AUTOMOTIV	ORLY	77.676
ORANGE 21 INC	ORNG	@NA
ORPHAN MEDICAL INC	ORPH	10.788
ORETECH INC	ORTE	0.479
OREGON STEEL MILLS	OS	30.129
OLD SECOND BANCOF	OSBC	5.188
OSCIENT PHARMACEU	OSCI	47.883
OBJECTSOFT CORP	OSFT	1.843
OVERSEAS SHIPHOLD	OSG	34.243
OCEAN SHORE HOLDI	OSHC	@NA
OUTBACK STEAKHOUS	OSI	139.061
OSI PHARMACEUTICA	OSIP	197.703
OSI SYSTEMS INC	OSIS	69.863
OSHKOSH TRUCK COF	OSK	64.594
MIDWESTONE FINANC	OSKY	1.235
OSTEOTECH INC	OSTE	85.08
OVERSTOCK.COM INC	OSTK	89.72
ORASURE TECHNOLO	OSUR	74.269
O2DIESEL CORP	OTD	6.761
HELLENIC TELECOM C	OTE	18.559
OWNERTEL INC	OTEL	10.746
OPEN TEXT CORP	OTEX	151.426
ON TRACK INNOVATIC	OTIV	5.186
OCTEL CORP	OTL	4.834
OTELCO INC	OTT	@NA
OTTER TAIL CORP	OTTR	7.562
OUTDOOR CHANNEL H	OUTD	0.903
OUTLOOK GROUP COI	OUTL	0.866

OUT-TAKES INC	OUTT	2.853
OHIO VALLEY BANC C	OVBC	0.181
OVERNITE CORP	OVNT	34.961
OVERLAND STORAGE	OVRL	41.134
OMNIVISION TECHNOI	OVTI	724.836
OXIGENE INC	OXGN	197.868
OXFORD INDUSTRIES	OXM	32.285
OPTIONSXPRESS HOL	OXPS	@NA
OCCIDENTAL PETROL	OXY	377.459
OYO GEOSPACE CORI	OYOG	0.629
OREZONE RESOURCE	OZN	@NA
BANK OF THE OZARKS	OZRK	11.693
PANAMSAT HOLDING (	PA	@NA
PLAINS ALL AMER PIP	PAA	25.141
PAN AMERICAN SILVE	PAAS	161.171
PAB BANKSHARES INC	PAB	1.949
GIBRALTAR PACKAGIN	PACK	0.873
PACER INTERNATION/	PACR	48.531
PACIFICNET INC	PACT	16.619
PAC-WEST TELECOMN	PACW	92.914
PEACE ARCH ENTMT (	PAE	3.379
PEMCO AVIATION GRC	PAGI	1.031
PACIFIC AMERICAN IN	PAI	2.34
INTRA ASIA ENTMT CC	PAK	@NA
NORTH AMERICAN PA	PAL	31.462
PACIFIC CMA INC	PAM	3.123
UNIVERSAL DISPLAY (	PANL	22.7
PARLUX FRAGRANCES	PARL	13.858
PHARMOS CORP	PARS	241.235
PEPSIAMERICAS INC	PAS	60.296
PATRICK INDUSTRIES	PATK	1.02
PATRIOT TRANSN HOI	PATR	0.389
PAXSON COMM CORP	PAX	36.608
VERIFONE HOLDINGS	PAY	@NA
PAY-O-MATIC CORP	PAYO	@NA
PAYCHEX INC	PAYX	663.569
SAL TRUST PREFERRI	PBA	@NA
PAMRAPO BANCORP I	PBCI	1.932
PROVIDENT BANCORF	PBCP	9.623
PEOPLE'S BANK/CT	PBCT	30.308
PIONEER TAX ADV BA	PBF	@NA
PEPSI BOTTLING GRO	PBG	335.386
PRESTIGE BRANDS HC	PBH	@NA
PATHFINDER BANCOR	PBHC	0.136
PITNEY BOWES INC	PBI	173.069
PITNEY BOWES CRED	PBI1	@NA
PRESSURE BIOSCIENC	PBIO	1.556
PRUDENTIAL BANCP II	PBIP	@NA
PRIVATE BUSINESS IN	PBIZ	7.515
PROVIDENT BANKSHA	PBKS	23.162
PFS BANCORP INC	PBNC	0.754

PETROBRAS BRASILE	PBR	263.135
PERMIAN BASIN ROYA	PBT	9.894
PEOPLES BANCTRUST	PBTC	0.366
PEP BOYS-MANNY MO	PBY	135.785
PUTNAM CALIF INVT G	PCA	1.612
PACCAR INC	PCAR	428.7
PACCAR INC-PRE FAS	PCAR.F	@NA
PACCAR FINANCIAL C	PCAR1	@NA
PACIFIC CAPITAL BAN	PCBC	29.811
PEOPLES CMNTY BAN	PCBI	0.129
PACIFIC CONTINENTA	PCBK	1.511
PMC COMMERCIAL TR	PCC	2.944
PC CONNECTION INC	PCCC	15.993
PCD INC	PCDIQ	9.844
PUTNAM HI INCOME B	PCF	6.091
PG&E CORP	PCG	431.997
PACIFIC GAS & ELECT	PCG1	@NA
PG&E NATL ENERGY G	PCG2	@NA
PG&E GAS TRANSMIS	PCG3	0
POTLATCH CORP	PCH	36.87
PRECIS INC	PCIS	18.823
PIMCO CALIF MUN INC	PCK	@NA
PLUM CREEK TIMBER	PCL	158.505
PINNACLE SYSTEMS I	PCLE	296.266
PRICELINE.COM INC	PCLN	215.585
PIMCO COML MTG SE	PCM	3.146
PIMCO CORPORATE I	PCN	24.229
PACIFIC INTERNET LT	PCNTF	52.258
PREMCOR INC	PCO	62.929
PHARMACOPEIA DRU	PCOP	@NA
PRECISION CASTPART	PCP	89.412
PIMCO CA MUNICIPAL	PCQ	8.592
PERINI CORP	PCR	6.243
POWERCERV CORP	PCRV	0.165
PCTEL INC	PCTI	65.013
PARTY CITY CORP	PCTY	16.702
SOUTHERN PERU CO	PCU	15.135
PCCW LTD -ADR	PCW	3.25
PHARMACYCLICS INC	PCYC	27.967
PURECYCLE CORP	PCYO	1.559
PETRO-CANADA	PCZ	9.416
PHELPS DODGE CORP	PD	252.901
PERDIGAO S A -ADR	PDA	1.046
PIONEER DRILLING C	PDC	2.808
PATTERSON COMPAN	PDCO	286.911
PRIDE INTERNATIONA	PDE	340.238
PRO-DEX INC/CO	PDEX	4.608
HANCOCK J PATRIOT	PDF	5.762
PDF SOLUTIONS INC	PDFS	16.674
PLACER DOME INC	PDG	529.289
PDI INC	PDII	30.39

PRESIDENTIAL RLTY N	PDL.B	0.347
PROTEIN DESIGN LAB	PDLI	518.053
PRECISION DRILLING	PDS	58.97
POWERDSINE LTD	PDSN	@NA
HANCOCK J PATRIOT	PDT	3.967
PEDIATRIX MEDICAL C	PDX	71.114
PARADYNE NETWORK	PDYN	50.663
PEAK INTERNATIONAL	PEAK	3.343
PEOPLES BANCORP N	PEBK	0.697
PEOPLES BANCORP IN	PEBO	6
PEC SOLUTIONS INC	PECS	108.387
SMARTPROS LTD	PED	@NA
GREAT PEE DEE BANC	PEDE	0.187
PEET'S COFFEE & TEA	PEET	27.169
S&P 500 PROTECTED	PEFX	3.588
PUBLIC SERVICE ENTI	PEG	278.549
PUBLIC SERVICE ELEC	PEG1	@NA
PSEG ENERGY HOLDI	PEG2	@NA
PSEG POWER LLC	PEG3	@NA
PEGASYSTEMS INC	PEGA	19.53
PEGASUS SOLUTIONS	PEGS	51.748
PECHINEY -ADR	PEHYY	10.446
PENNSYLVANIA RE IN	PEI	22.991
PANHANDLE EASTERN	PEL1	@NA
TEXAS EASTERN TRAI	PEL5	@NA
PENN NATIONAL GAMI	PENN	309.132
PENFORD CORP	PENX	6.063
PETROLEUM & RESOL	PEO	5.693
PEPSICO INC	PEP	1,021.34
PEROT SYSTEMS COF	PER	64.677
ELLIS PERRY INTL INC	PERY	8.436
PERMA-FIX ENVIRONM	PESI	17.936
PETCO ANIMAL SUPPL	PETC	96.791
PETROLEUM DEVELOI	PETD	24.198
PETSMART INC	PETM	436.537
PETMED EXPRESS INC	PETS	16.319
PFF BANCORP INC	PFB	13.81
PREMIER FINL BANCO	PFBI	1.553
PEOPLES FINANCIAL C	PFBX	0.531
P F CHANGS CHINA BI	PFCB	128.813
PAULA FINANCIAL/DE	PFCO	2.46
FLAHERTY & CRUMRIN	PFD	9.371
PEOPLES BANCORP A	PFDC	0.341
PFIZER INC	PFE	4,877.03
PARK BANCORP INC	PFED	0.446
PRINCIPAL FINANCIAL	PFG	247.491
PERFORMANCE FOOD	PFGC	130.672
CABCO TR FOR PENNI	PFH	@NA
PELICAN FINANCIAL IN	PFI	2.578
P & F INDUSTRIES -CL	PFIN	0.706
PIMCO FLOATING RAT	PFL	@NA

PIMCO FLOATING RAT	PFN	@NA
FLAHERTY & CRUMR F	PFO	11.056
PREMIER FARNELL PL	PFP	1.604
PROVIDENT FINANCIA	PFS	81.826
PENNFED FINANCIAL S	PFSB	7.946
POCAHONTAS BANCO	PFSL	1.065
PFSWEB INC	PFSW	51.629
PURADYN FILTER TEC	PFT	2.286
PHASE FORWARD INC	PFWD	@NA
PROCTER & GAMBLE (	PG	1,673.20
PGI INC	PGAI	0.001
PEAPACK-GLADSTONI	PGC	1.365
HANCOCK J PATRIOT	PGD	3.26
PRIME GROUP REALT	PGE	17.579
PENGROWTH ENERG	PGH	102.693
PREMIERE GLOBAL SE	PGI	161.514
MIKOHN GAMING COR	PGIC	24.66
PEOPLES ENERGY CC	PGL	43.435
NORTH SHORE GAS C	PGL2	@NA
PEOPLES GAS LIGHT &	PGL3	@NA
PROGEN INDUSTRIES	PGLAF	8.238
PHOENIX GOLD INTL II	PGLD	0.342
PUTNAM INVT GRADE	PGM	7.461
PROGRESS ENERGY I	PGN	204.387
CAROLINA POWER & L	PGN2	@NA
FLORIDA PROGRESS (	PGN3	@NA
PROGENICS PHARMA(	PGNX	18.244
PROGRESSIVE CORP-	PGR	205.454
PLANGRAPHICS INC	PGRA	19.732
PETROLEUM GEO-SV(	PGS	190.042
PEGASUS COMMUNIC	PGTVE	70.809
PARKER-HANNIFIN CC	PH	228.919
PRIORITY HLTHCARE	PHCC	172.321
PIONEER FLOATING R	PHD	@NA
PETROLEUM HELICOP	PHELK	0.468
PACHOLDER HIGH YIE	PHF	6.452
KONINKLIJKE PHLPS E	PHG	223.773
PHH CORP	PHH	@NA
PALM HARBOR HOME	PHHM	6.486
PHILIPPINE LONG DIS	PHI	40.734
PHILIPS INTL REALTY	PHIR	5.475
PIMCO HIGH INCOME I	PHK	@NA
PHILADELPHIA CONS I	PHLY	19.045
PULTE HOMES INC	PHM	378.015
PHOTOMEDEX INC	PHMD	29.429
PHARMION CORP	PHRM	11.856
PACIFICARE HEALTH S	PHS	317.909
PIONEER HIGH INCOM	PHT	@NA
PHOTON DYNAMICS IN	PHTN	120.382
PLANET HOLLYWOOD	PHWDQ	0.024
PANHANDLE ROYALT	PHX	0.738

PROSPECT STREET H	PHY	15.908
PHYSIOMETRIX INC	PHYX	13.95
MORGAN STANLY MUI	PIA	5.522
PICO HOLDINGS INC	PICO	2.838
PICCADILLY CAFETER	PICZQ	19.205
INSURED MUN INCOM	PIF	8.272
POLARIS INDS INC	PII	158.698
PECO II INC	PIII	11.04
WATER PIK TECHNOL	PIK	5.654
PROXYMED INC	PILL	5.357
PUTNAM MASTER INTI	PIM	44.09
PIONEER CORP -ADR	PIO	1.247
PIER 1 IMPORTS INC/I	PIR	232.898
PIXAR	PIXR	289.554
PIPER JAFFRAY COS I	PJC	2.247
PARKE BANK	PKBK	1.334
PARKER DRILLING CO	PKD	129.845
PACKAGING DYNAMIC	PKDY	2.965
PARK ELECTROCHEM	PKE	15.502
PACKAGING CORP OF	PKG	74.551
PERKINELMER INC	PKI	190.021
PARK OHIO HOLDINGS	PKOH	6.758
SIX FLAGS INC	PKS	146.937
PACKETEER INC	PKTR	119.306
POSCO -ADR	PKX	88.154
PARKWAY PROPERTIE	PKY	8.538
PETROKAZAKHSTAN I	PKZ	69.981
PROTECTIVE LIFE COI	PL	55.812
PLAYBOY ENTERPRIS	PLA	11.153
PHOTRONICS INC	PLAB	185.445
PORTALPLAYER INC	PLAY	@NA
AMER ITALIAN PASTA	PLB	59.995
PLC SYSTEMS INC	PLC	15.042
PAULSON CAPITAL CC	PLCC	0.381
CHILDRENS PLACE RE	PLCE	77.812
POLYCOM INC	PLCM	377.647
PROLOGIS	PLD	187.779
PINNACLE BANCSHAR	PLE	0.498
PRESIDENTIAL LIFE C	PLFE	20.317
PALL CORP	PLL	150.081
PARALLEL PETROLEU	PLLL	12.4
POLYMEDICA CORP	PLMD	99.892
PALMONE INC	PLMO	212.084
PLANAR SYSTEMS INC	PLNR	43.015
PLIANT SYSTEMS INC	PLNS	0.92
PREFORMED LINE PR	PLPC	0.57
PLYMOUTH RUBBER -	PLRBA	0.028
PLACER SIERRA BANC	PLSB	@NA
PLANTRONICS INC	PLT	75.849
PLUG POWER INC	PLUG	127.392
PLUMTREE SOFTWAR	PLUM	48.557

EPLUS INC	PLUS	8.492
PLEXUS CORP	PLXS	91.431
PLX TECHNOLOGY INC	PLXT	45.438
PMA CAPITAL CORP	PMACA	73.981
PACIFIC MERCANTILE	PMBC	3.536
PMC-SIERRA INC	PMCS	1,363.29
PSYCHEMEDICS CORP	PMD	1.104
PIMCO MUNICIPAL INC	PMF	9.972
PEERLESS MFG CO	PMFG	0.802
PUTNAM MUNICIPAL B	PMG	6.068
PRINCETON MEDIA GF	PMGIF	0.196
PUTNAM TAX-FREE HE	PMH	4.399
PMI GROUP INC	PMI	215.167
PYRAMID BREWERIES	PMID	3.132
PIMCO MUNICIPAL INC	PML	@NA
PUTNAM MANAGED M	PMM	20.519
PUTNAM N Y INVT GR/	PMN	0.951
PUTNAM MUN OPPOR	PMO	6.711
POMEROY IT SOLUTIC	PMRY	13.528
PUTNAM MASTER INC	PMT	24.337
PARAMETRIC TECHNC	PMTC	378.177
PALOMAR MED TECH	PMTI	32.689
PEMSTAR INC	PMTR	52.169
PACIFIC RIM MINING C	PMU	122.021
PIMCO MUN INCOME F	PMX	@NA
PANAMERICAN BANC	PNB	0.031
PRINCETON NATL BA	PNBC	0.618
PATRIOT NATIONAL B/	PNBK	0.383
PNC FINANCIAL SVCS	PNC	263.759
PINNACLE AIRLINES C	PNCL	16.105
PIMCO NY MUNICIPAL	PNF	2.968
PINNACLE FINL PART	PNFP	3.196
PENN TRAFFIC CO	PNFTQ	6.413
PIMCO NY MUN INCM I	PNI	@NA
PINNACLE ENTERTAI	PNK	21.64
PNM RESOURCES INC	PNM	74.856
PUBLIC SERVICE CO C	PNM1	@NA
PENN ENGR & MFG C	PNN	3.278
PENNICHUCK CORP	PNNW	1.62
PENNEXX FOODS INC	PNNX	29.778
PATH 1 NETWORK TE	PNO	11.887
PANACO INC	PNOIQ	0.498
PAN PAC RETAIL PPT	PNP	34.574
PENTAIR INC	PNR	132.905
PANERA BREAD CO	PNRA	190.278
PRIMEENERGY CORP	PNRG	0.108
PINNACLE DATA SYST	PNS	2.045
POINTE FINANCIAL C	PNTE	0.901
PINNACLE WEST CAPI	PNW	131.151
ARIZONA PUBLIC SER	PNW1	@NA
PHOENIX COMPANIES	PNX	118.267

PIEDMONT NATURAL (	PNY	53.359
PAN-OCEAN ENERGY	PNYBF	0.003
PNY TECHNOLOGIES I	PNYT	@NA
PENN OCTANE CORP	POCC	3.309
PRECISION OPTICS C(	POCI	0.851
PATINA OIL & GAS CO	POG	144.28
POLYONE CORP	POL	80.432
POLYDEX PHARMACE	POLXF	0.742
PEPCO HOLDINGS INC	POM	133.868
POTOMAC CAPITAL IN	POM1	@NA
CONECTIV INC	POM2	@NA
POTOMAC ELECTRIC I	POM3	0
DELMARVA POWER &	POM4	0
PIONEER COS INC -C	PONR	8.137
SCP POOL CORP	POOL	97.691
POPE & TALBOT INC	POP	23.718
POPE RESOURCES/DE	POPEZ	0.278
PORT FINANCIAL COR	PORT	@NA
CATALINA MARKETIN	POS	120.295
PROSOFT LEARNING (	POSO	32.275
POSSIS MEDICAL INC	POSS	44.992
POTASH CORP SASK I	POT	84.873
POINT THERAPEUTICS	POTP	5.145
POWER INTEGRATION	POWI	153.415
POWELL INDUSTRIES	POWL	5.46
POZEN INC	POZN	35.97
PRENTISS PROPERTIE	PP	43.777
PACIFIC PREMIER BA	PPBI	3.825
PILGRIMS PRIDE COR	PPC	21.077
PENWEST PHARMACE	PPCO	38.596
PREPAID LEGAL SERV	PPD	56.015
PHARMACEUTICAL PR	PPDI	159.488
HANCOCK J PATRIOT	PPF	3.62
PPG INDUSTRIES INC	PPG	182.356
PHARMACEUTICAL HL	PPH	125.996
PEREGRINE PHARMA(	PPHM	332.585
POLYAIR INTER PACK	PPK	1.152
PPL CORP	PPL	194.193
PPL ENERGY SUPPLY	PPL1	@NA
PPL ELECTRIC UTILS (	PPL2	@NA
PPL MONTANA LLC	PPL3	@NA
INVESTMENT GRADE I	PPM	3.628
POLYPORE INTL INC-F	PPO	@NA
POGO PRODUCING C(	PPP	108.592
ING PRIME RATE TRU	PPR	70.102
PENINSULA PHARMA I	PPRX	@NA
POST PROPERTIES IN	PPS	59.324
PUTNAM PREMIER INC	PPT	61.915
PPT VISION INC	PPTV	0.389
PACIFIC ENERGY PAR	PPX	14.826
PROQUEST CO	PQE	58.446

PETROQUEST ENERG	PQUE	144.117
PRICE COMMUNICATI	PR	33.479
PROASSURANCE COR	PRA	35.783
PORTFOLIO RECOVRY	PRAA	47.18
PRA INTERNATIONAL	PRAI	@NA
PRANA BIOTECHNOLC	PRAN	0.991
PRB GAS TRANSPORT	PRB	@NA
PERCEPTRON INC	PRCP	16.499
PRAECIS PHARMACEU	PRCS	100.896
PRIMARY PDC INC	PRDCQ	40.156
PARTNERRE LTD	PRE	84.375
PREMIER CMNTY BAN	PREM	0.648
PENNROCK FINANCIAI	PRFS	1.487
PERFICIENT INC	PRFT	13.954
PARAGON R E EQTY &	PRG	5.286
PEREGRINE SYSTEMS	PRGN	22.149
PERRIGO CO	PRGO	81.185
PROGRESS SOFTWAR	PRGS	51.81
PRG-SCHULTZ INTL IN	PRGX	109.165
VITACUBE SYSTEMS I	PRH	0.088
PARK NATIONAL CORI	PRK	1.937
PARKERVISION INC	PRKR	9.137
PROLONG INTERNATI	PRL	60.979
PEERLESS SYSTEMS	PRLS	17.781
PARLEX CORP	PRLX	1.827
PRIMEDIA INC	PRM	99.142
PR SPECIALISTS INC	PRNC	0.02
PRN CORP -REDH	PRNC.1	@NA
POLYMER RESEARCH	PROAQ	1.28
PROGRAMMER'S PAR	PROG	3.265
PROCENTURY CORP	PROS	@NA
PROVIDENT FINL HLD	PROV	3.656
PROXIM CORP	PROX	61.219
PORTEC RAIL PRODU	PRPX	@NA
PIONEER RAILCORP -	PRRR	1.272
PRIMUS GUARANTY L	PRS	@NA
PROVIDENCE SERVICI	PRSC	6.334
PORTAL SOFTWARE I	PRSFE	109.992
PROSPERITY BANCSH	PRSP	11.488
PRESSTEK INC	PRST	20.604
PRIMUS TELECOMM G	PRTL	208.106
PARTNERS TRUST FIN	PRTR	8.232
PRUDENTIAL FINANCI	PRU	450.95
PROVINCE HEALTHCA	PRV	150.617
PROVIDE COMMERCE	PRVD	5.349
PRIVATE MEDIA GROU	PRVT	10.715
PRO-PHARMACEUTIC	PRW	4.937
PREMIERWEST BANC	PRWT	1.163
PAR PHARMACEUTICA	PRX	160.382
PAREXEL INTERNATIC	PRXL	29.927
PARLAY ENTERTAINM	PRYNF	2.121

PAINCARE HOLDINGS	PRZ	11.323
PUBLIC STORAGE INC	PSA	60.89
PEDIATRIC SVCS AME	PSAI	6.054
PS BUSINESS PARKS	PSB	14.144
PSB HOLDINGS INC	PSBH	@NA
PSB BANCORP INC	PSBI	2.536
PSC INC	PSCXQ	@NA
PUGET ENERGY INC	PSD	74.384
PUGET SOUND ENERC	PSD1	@NA
PSIVIDA LTD -ADR	PSDV	@NA
PROSPECT ENERGY C	PSEC	@NA
PERICOM SEMICONDU	PSEM	25.069
PEOPLES-SIDNEY FIN	PSFC	0.083
PSI TECHNOLOGIES H	PSIT	2.467
PRICESMART INC	PSMT	8.579
PEARSON PLC -ADR	PSO	22.57
PEOPLESUPPORT INC	PSPT	@NA
PALMSOURCE INC	PSRC	13.191
POWERSOURCE CORI	PSRE	0.073
PAYLESS SHOESOUR	PSS	159.026
PSS WORLD MEDICAL	PSSI	108.655
PSS INC	PSSS	0.022
PATIENT SAFETY TEC	PST	0.886
MONTEREY GOURME	PSTA	16.42
PER-SE TECHNOLOGI	PSTI	40.238
PACIFIC SUNWEAR CA	PSUN	490.798
PREFERRED & CORP I	PSW	@NA
PREFERRED INCOME	PSY	@NA
PSYCHIATRIC SOLUTI	PSYS	9.654
PORTUGAL TELECOM	PT	24.196
PENN TREATY AMERN	PTA	24.438
PENTACON INC	PTACQ	4.157
PAR TECHNOLOGY CO	PTC	1.959
PHOENIX TECHNOLOG	PTEC	24.181
PATTERSON-UTI ENEF	PTEN	718.599
PETROFUND ENERGY	PTF	84.299
PARAGON TECHNOLO	PTG	1.001
PAIN THERAPEUTICS I	PTIE	41.874
PERFORMANCE TECH	PTIX	19.595
PUTNAM MANAGED HI	PTM	4.007
PATHMARK STORES IN	PTMK	40.457
PALATIN TECHNOLOG	PTN	70.646
PARTNER COMMUN C	PTNR	14.548
PRINTRONIX INC	PTNX	2.386
PLATINUM UNDERWRI	PTP	61.878
PETROCHINA CO LTD	PTR	80.174
PETROMINERALS COF	PTRO	0.231
PANTRY INC	PTRY	12.161
P.A.M. TRANSPORTAT	PTSI	7.967
POINT.360	PTSX	9.635
VCG HOLDING CORP	PTT	0.627

PALMETTO REAL EST/	PTTTS	0.006
PACTIV CORP	PTV	214.406
PIMCO CORPORATE C	PTY	@NA
PULITZER INC	PTZ	8.137
PUBLICIS GROUPE SA	PUB	0.964
PRUDENTIAL PLC -AD	PUK	7.962
PULASKI FINANCIAL C	PULB	1.705
ANIMAS CORP	PUMP	@NA
PURE WORLD INC	PURW	9.259
PFEIFFER VACUUM TE	PV	0.424
PENN VIRGINIA CORP	PVA	21.406
AFP PROVIDA SA -ADI	PVD	3.188
PVF CAPITAL CORP	PVFC	0.949
PHILLIPS-VAN HEUSEI	PVH	24.798
PROVALIS PLC -ADR	PVLS	0.118
PROVIDIAN FINANCIAL	PVN	697
PAVING STONE CORP	PVNG	21.275
PROVISION OPERATIC	PVNO	1.886
PENN VIRGINIA RES P	PVR	6.51
PARKVALE FINANCIAL	PVSA	1.644
PERVASIVE SOFTWAR	PVSW	14.288
PRIVATEBANCORP IN(	PVTB	19.234
PROVIDENT ENERGY	PVX	139.279
PITTSBURGH & W VA F	PW	0.319
POWERWAVE TECHN(	PWAV	448.06
POWERSHARES ETF T	PWC	@NA
PW EAGLE INC	PWEI	2
POWER-ONE INC	PWER	149.643
PAPER WAREHOUSE I	PWHSQ	0.235
POWERSHARES ETF T	PWO	@NA
PENNS WOODS BANC	PWOD	1.228
QUANTA SERVICES IN	PWR	182.921
POWERBRIEF INC	PWRB	0.081
PILLOWTEX CORP	PWTXQ	33.566
PROVIDENCE AND WC	PWX	0.491
PRAXAIR INC	PX	459.774
PIONEER NATURAL RE	PXD	175.124
PIONEER NAT RES-PR	PXD.P	@NA
PHOENIX FOOTWEAR	PXG	1.56
PIXELWORKS INC	PXLW	239.322
PLAINS EXPLORATION	PXP	37.34
PAXAR CORP	PXR	51.632
PXRE GROUP LTD	PXT	10.502
PUTNAM HI YIELD MUI	PYM	10.394
PIMCO NY MUN INCM I	PYN	@NA
PYR ENERGY CORP	PYR	10.329
PLAYTEX PRODUCTS	PYX	54.692
PONY EXPRESS USA I	PYXP	3.075
PROVENA FOODS INC	PZA	0.552
PIMCO CALIF MUN INC	PZC	@NA
PETROBRAS ENERGIA	PZE	38.313

PROSPECT MEDICAL H	PZZ	@NA
PAPA JOHNS INTERNA	PZZA	51.089
PIZZA INN INC/MO	PZZI	1.714
QWEST COMMUNICAT	Q	1,423.78
QWEST CORP	Q1	@NA
QAD INC	QADI	33.186
QUALSTAR CORP	QBAK	2.165
QC HOLDINGS INC	QCCO	@NA
QUALCOMM INC	QCOM	6,167.06
QCR HOLDINGS INC	QCRH	0.543
QUADRAMED CORP	QD	36.998
QUIDEL CORP	QDEL	30.227
QUALITY DINING INC	QDIN	1.549
QUEENSTAKE RES LTI	QEE	8.434
QEP CO INC	QEPC	1.501
QUAKER FABRIC COR	QFAB	11.95
QIAGEN NV	QGEN	58.493
QUIGLEY CORP	QGLY	4.791
QUOKKA SPORTS INC	QKKAQ	0.066
QLOGIC CORP	QLGC	1,524.45
QLT INC	QLTI	156.461
QLT INC-PRO FORMA	QLTI.P	@NA
QUALITY DISTRIBUTIO	QLTY	10.831
QMED INC	QMED	6.083
Q COMM INTL INC	QMM	5.529
QUANTA CAPITAL HOL	QNTA	@NA
QUINTUS CORP	QNTSQ	3.497
QUALITY PRODUCTS I	QPDC	0.234
NASDAQ 100 TR	QQQQ	19,522.21
QUESTCOR PHARMAC	QSC	20.222
QUEST SOFTWARE IN	QSFT	237.936
QUALITY SYSTEMS IN	QSII	39.036
QSOUND LABS INC	QSND	3.623
QUANTUM FUEL SYS T	QTWW	63.446
QUICKLOGIC CORP	QUIK	56.436
QUINTON CARDIOLOG	QUIN	6.759
QUIPP INC	QUIP	0.218
QUIXOTE CORP	QUIX	6.217
QUOTESMITH.COM IN	QUOT	0.578
QUOVADX INC	QVDX	32.15
QXL RICARDO PLC -A	QXLRY	0
RYDER SYSTEM INC	R	96.575
RECKSON ASSOCS RL	RA	95.485
BLACKROCK CA INV Q	RAA	0.296
RACKABLE SYSTEMS	RACK	@NA
RITE AID CORP	RAD	750.447
RADICA GAMES LTD	RADA	9.481
RADA ELECTRONIC IN	RADI	3.691
RADYNE COMSTREAM	RADN	7.905
RADIANT SYSTEMS IN	RADS	13.81
RAE SYSTEMS INC	RAE	25.19

RALCORP HOLDINGS I	RAH	30.281
REYNOLDS AMERICAN	RAI	333.429
FREIGHTCAR AMERIC	RAIL	@NA
RAND CAPITAL CORP	RAND	0.827
RANDGOLD & EXPL LT	RANGY	185.367
RANK GROUP PLC -AI	RANKY	0.9
RAPTOR INVESTMENT	RAPT	5.054
RARE HOSPITALITY IN	RARE	91.165
RAIT INVESTMENT TRI	RAS	31.072
BANKRATE INC	RATE	44.525
RAVEN INDUSTRIES IN	RAVN	12.852
RAYTECH CORP/DE	RAY	8.318
RITCHIE BROS AUCTIC	RBA	7.637
REDBACK NETWORKS	RBAK	58.083
REGAL-BELOIT CORP	RBC	14.176
REPUBLIC BANCORP I	RBCAA	2.948
R & B INC	RBIN	2.464
REEBOK INTERNATIOI	RBK	178.026
ROBBINS & MYERS INC	RBN	9.885
REPUBLIC BANCORP I	RBNC	54.971
RURBAN FINANCIAL C	RBNF	0.652
ROYAL BANCSHARES/	RBPAA	1.77
ROYAL BANK OF SCOT	RBS.PG	2.079
RUBICON MINERALS C	RBY	@NA
GRUPO RADIO CENTR	RC	5.836
RURAL CELLULAR CO	RCCC	18.933
RICA FOODS INC	RCF	1.156
RCG COMPANIES	RCG	17.853
RENAL CARE GROUP I	RCI	89.577
RENT-A-CENTER INC	RCII	237.158
ROCKVILLE FINANCIAI	RCKB	@NA
ROCKY SHOES & BOO	RCKY	8.585
ROYAL CARIBBEAN CI	RCL	295.349
RCM TECHNOLOGIES	RCMT	5.822
RCN CORP	RCNI	121.783
RAMP CORP	RCO	7.338
REGISTER.COM INC	RCOM	44.836
RECOTON CORP	RCOTQ	21.11
RC2 CORP	RCRC	29.206
PIMCO STRATGIC GLB	RCS	18.102
ROYAL DUTCH PETRO	RD	598.325
READERS DIGEST ASS	RDA	100.071
ROWAN COS INC	RDC	405.563
RADCOM LTD	RDCM	2.967
ELIZABETH ARDEN INC	RDEN	27.688
READING INTL INC -CI	RDI	2.749
RUDDICK CORP	RDK	31.474
RADIAN GROUP INC	RDN	183
INTEGRATED SURGIC	RDOC	27.726
REDOX TECHNOLOGY	RDOX	17.656
READ-RITE CORP	RDRTQ	143.437

ROYAL DUTCH/SHELL	RDSC.CM	@NA
RAINING DATA CORP	RDTA	4.316
RADWARE LTD	RDWR	53.106
DR REDDYS LABS LTD	RDY	38.915
EVEREST RE GROUP I	RE	123.668
RELIABILITY INC	REAL	1.909
REDWOOD EMPIRE BA	REBC	1.585
RESOURCES CONNEC	RECN	65.059
REDENVELOPE INC	REDE	10.852
REDIFF.COM INDIA LTI	REDF	103.745
REMOTE DYNAMICS IN	REDI	1.82
REFAC	REF	0.705
RESEARCH FRONTIER	REFR	11.057
REGENCY CENTERS C	REG	60.572
REGENERON PHARMA	REGN	229.26
REGUS GROUP PLC	REGSY	@NA
RICHARDSON ELECTR	RELLE	7.982
RELIV INTERNATIONAI	RELV	4.826
REMINGTON OIL&GAS	REM	39.324
REMEC INC	REMC	107.221
REMEDYTEMP INC -C	REMX	3.478
ROCK ENERGY INC	RENFF	0.002
RENAISSANCE CAP G	RENN	1.842
RENTRAK CORP	RENT	6.506
REPSOL YPF SA -ADR	REP	57.056
RPC INC	RES	6.925
ROANOKE ELECTRIC S	RESC	5.48
RESPIRONICS INC	RESP	49.12
RECONDITIONED SYS	RESY	0.197
RETEK INC	RETK	193.143
REVLON INC -CL A	REV	14.102
PRINCETON REVIEW I	REVU	13.273
RESOURCE AMERICA	REXI	6.281
REXHALL INDUSTRIES	REXL	1.367
REXAM PLC -ADR	REXMY	0.799
REYNOLDS & REYNOL	REY	72.621
REYNOLDS & REYNOL	REY.F	@NA
REGIONS FINANCIAL C	RF	143.073
REGIONS FINL CORP-I	RF.P	@NA
BLACKROCK FLA INVT	RFA	0.309
COHEN & STEERS TL I	RFI	3.424
R F INDUSTRIES LTD	RFIL	1.85
RF MICRO DEVICES IN	RFMD	2,680.33
RF MONOLITHICS INC	RFMI	20.215
RMR FIRE FUND	RFR	@NA
REFCO INC -REDH	RFX	@NA
ROGERS COMMUNICA	RG	7.641
REINSURANCE GROUI	RGA	45.787
REGAL ENTERTAINME	RGC	102.739
REGENT COMMUNICA	RGCI	31.283
RGC RESOURCES INC	RGCO	0.519

REPLIGEN CORP	RGEN	82.598
R&G FINANCIAL CORP	RGF	28.624
ROUGE INDUSTRIES II	RGIDQ	28.366
ROYAL GOLD INC	RGLD	181.468
REGENERX BIOPHARM	RGN	5.482
STURM RUGER & CO I	RGR	16.087
REGIS CORP/MN	RGS	57.798
RADIOLOGIX INC	RGX	24.479
RHODIA -ADR	RHA	2.585
RED HAT INC	RHAT	607.917
REHABCARE GROUP I	RHB	37.09
RADNOR HOLDINGS C	RHCX	@NA
R H DONNELLEY CORI	RHD	40.216
OCCULOGIX INC	RHEO	@NA
ROBERT HALF INTL IN	RHI	200.421
RMR HOSPITALITY RE	RHR	@NA
RUBY TUESDAY INC	RI	125.147
RICHMONT MINES INC	RIC	18.039
RICKS CABARET INTL	RICK	1.178
AEW REAL ESTATE IN	RIF	@NA
TRANSOCEAN INC	RIG	809.027
RIGEL PHARMACEUTI	RIGL	5.596
RIGGS NATL CORP W/	RIGS	14.622
RIMAGE CORP	RIMG	8.184
RESEARCH IN MOTION	RIMM	1,090.50
RINKER GROUP LTD -	RIN	0.57
COMPANHIA VALE DO	RIO	319.046
REAL ESTATE INCOME	RIT	7.329
RITA MEDICAL SYSTEI	RITA	31.649
RIT TECHNOLOGIES L	RITT	1.623
RIVIERA HOLDINGS C	RIV	2.342
RIVER VALLEY BANCC	RIVR	0.444
REPUBLIC AIRWAYS H	RJET	@NA
RAYMOND JAMES FIN	RJF	85.145
CAP ROCK ENERGY C	RKE	0.955
REGIONAL BK HOLDR	RKH	23.806
ROCK-TENN CO	RKT	15.468
POLO RALPH LAUREN	RL	85.84
COHEN & STEERS AD	RLF	13.19
RLI CORP	RLI	18.135
RENAISSANCE LEARN	RLRN	22.95
RMK ADVANTAGE INC	RMA	@NA
RAMBUS INC	RMBS	707.685
ROCKY MOUNTAIN CH	RMCF	1.909
RESMED INC	RMD	54.578
ROCKY MTN ENERGY	RMEC	350.193
RMK HIGH INCOME FU	RMH	@NA
ROTONICS MANUFAC	RMI	2.66
U S CONCRETE INC	RMIX	14.371
ARAMARK CORP	RMK	136.254
RAINMAKER SYSTEMS	RMKR	11.264

RUSSELL CORP	RML	39.565
RMR REAL ESTATE FU	RMR	@NA
ROYCE MICRO-CAP TF	RMT	18.721
ROCKWELL MED TECH	RMTI	5.692
RAMTRON INTERNATI	RMTR	13.977
READY MIX INC -REDH	RMX	@NA
SIRNA THERAPEUTICS	RNAI	11.729
RAINDANCE COMMUN	RNDC	107.322
MORGAN STAN EASTE	RNE	4.223
REINHOLD INDUSTRIE	RNHDA	0.69
BLACKROCK NJ INV Q	RNJ	0.239
RIO NARCEA GOLD MI	RNO	@NA
RIGHTNOW TECHNOL	RNOW	@NA
COHEN & STEERS REI	RNP	@NA
RENAISSANCERE HOL	RNR	106.148
RENASANT CORP	RNST	1.46
AARON RENTS INC	RNT	41.295
RENOVIS INC	RNVS	@NA
REALNETWORKS INC	RNWK	288.31
BLACKROCK NY INV Q	RNY	0.343
ROCK OF AGES CORP	ROAC	1.721
ROBO GROUP TEK LTI	ROBO	2.379
GIBRALTAR INDUSTRI	ROCK	13.222
ROYAL OLYMPIC CRUI	ROCLF	13.914
ROCHESTER MEDICAL	ROCM	2.065
ROCKFORD CORP	ROFO	3.249
ROGERS CORP	ROG	10.252
ROHM AND HAAS CO	ROH	208.548
ROTECH HEALTHCARI	ROHI	12.658
RADIO ONE INC	ROIAK	169.097
ROCKWELL AUTOMAT	ROK	216.096
ROLLINS INC	ROL	46.068
ROME BANCORP INC	ROME	0.65
FILM ROMAN INC	ROMN	2.991
RONSON CORP	RONC	0.935
ROPER INDUSTRIES IN	ROP	44.154
ROSTELECOM LONG D	ROS	15.65
ROSEDALE DECORATI	ROSD	0.123
ROSS STORES INC	ROST	557.984
ROWE COMPANIES	ROW	2.545
ROYALE ENERGY INC	ROYL	6.806
REVENUE PROPERTIE	RPCFF	0.001
COHEN & STEERS PRE	RPF	@NA
RAINIER PACIFIC FINL	RPFG	8.16
ROBERTS REALTY INV	RPI	0.486
RPM INTERNATIONAL	RPM	145.632
REPUBLIC RESOURCE	RPRS	2.914
RAMCO-GERSHENSON	RPT	10.193
COHEN & STEERS QT\	RQI	@NA
RAILAMERICA INC	RRA	25.214
RANGE RESOURCES (	RRC	45.237

DONNELLEY (R R) & S	RRD	154.792
AIM SELECT R E INCM	RRE	@NA
RED ROBIN GOURMET	RRGB	37.169
RELIANT ENERGY INC	RRI	754.204
RELIANCE STEEL & AL	RS	22.127
ROYAL & SUN ALLIAN	RSA	8.276
RSA SECURITY INC	RSAS	176.439
PAV REPUBLIC INC-RE	RSBQ	@NA
REX STORES CORP	RSC	8.262
RES-CARE INC	RSCR	12.93
RMK STRATEGIC INCC	RSF	@NA
REPUBLIC SERVICES I	RSG	142.834
RADIOSHACK CORP	RSH	292.815
RYDEX ETF TRUST	RSP	@NA
ROFIN SINAR TECHNC	RSTI	33.879
RIVERSTONE NETWOI	RSTN	356.245
RESTORATION HARDV	RSTO	79.453
RADISYS CORP	RSYS	40.944
RYERSON TULL INC	RT	17.312
RIVIERA TOOL CO	RTC	4.903
RUDOLPH TECHNOLO	RTEC	82.603
RUBBER TECHNOLOG	RTEK	61.685
RETAIL HOLDERS TR	RTH	147.746
RHYTHMS NETCONNE	RTHMQ	2.432
RTI INTL METALS INC	RTI	11.85
REGENERATION TECH	RTIX	75.724
RENTECH INC	RTK	40.587
RETALIX LTD	RTLX	3.107
RAYTHEON CO	RTN	520.165
RIO TINTO LTD -ADR	RTOLY	@NA
RIO TINTO PLC -ADR	RTP	21.732
REUTERS GROUP PLC	RTRSY	36.637
RADIATION THERAPY	RTSX	@NA
COHEN & STEERS REI	RTU	@NA
RTW INC	RTWI	1.687
RUBIO'S RESTAURAN	RUBO	5.738
REED ELSEVIER PLC	RUK	7.931
CRUZAN INTERNATIO	RUM	0.41
REUNION INDUSTRIES	RUN	5.434
RURAL/METRO CORP	RURL	9.568
RUSS BERRIE & CO IN	RUS	8.187
RUSH ENTERPRISES I	RUSHB	1.543
RUSSEL METALS INC	RUSMF	0.02
REVCARE INC	RVCR	0.229
HOLIDAY RV SUPERST	RVEE	0.15
RETAIL VENTURES IN	RVI	20.03
RETRACTABLE TECH	RVP	3.284
RIVERVIEW BANCORP	RVSB	1.344
ROBOTIC VISION SYS	RVSIQ	37.111
RADVISION LTD	RVSN	18.27
ROYCE VALUE TRUST	RVT	31.668

RWE AG VORMA -ADF	RWEOY	0
COHEN&STEERS WRL	RWF	@NA
STREETTRACKS WILS	RWR	3.421
REDWOOD TRUST INC	RWT	30.988
RENT WAY INC	RWY	21.785
IMS HEALTH INC	RX	421.139
RXBAZAAR INC	RXBZ	0.005
RYANAIR HOLDINGS P	RYAAY	137.102
RYAN'S RESTAURANT	RYAN	38.177
ROYAL GROUP TECH I	RYG	8.673
RYLAND GROUP INC	RYL	393.155
RAYONIER INC	RYN	66.85
SEARS ROEBUCK & C(	S	1,148.07
SEARS ROEBUCK ACC	S1	@NA
SEABRIDGE GOLD INC	SA	@NA
GRUPO CASA SABA S/	SAB	0.414
SABA SOFTWARE INC	SABA	14.834
SCUDDER NEW ASIA F	SAF	6.006
SAFECO CORP	SAFC	211.554
SANDERSON FARMS I	SAFM	14.849
SAFETY INSURANCE (	SAFT	5.402
SONIC AUTOMOTIVE II	SAH	70.864
SAFE AUTO GROUP IN	SAIC	@NA
SALISBURY BANCORP	SAL	0.234
FRESH CHOICE INC	SALDQ	4.127
SALEM COMMUNICATI	SALM	11.354
BOSTON BEER INC -C	SAM	15.717
BANCO SANTANDER-(	SAN	15.995
SANMINA-SCI CORP	SANM	1,641.36
SANYO ELECTRIC CO	SANYY	0.586
SAP AG -ADR	SAP	495.599
SAPIENT CORP	SAPE	229.841
INTL COSMETICS MAR	SASN	0.033
SANDY SPRING BANC(	SASR	5.236
ASIA SATELLITE TELE(	SAT	0.677
SATCON TECHNOLOG	SATC	84.97
STANDARD AUTOMOT	SAUC	0.065
SAVANNAH BANCORP	SAVB	0.268
SAXON CAPITAL INC	SAX	33.984
SATYAM COMPUTR S\	SAY	98.828
SBA COMMUNICATION	SBAC	222.149
SMARTBARGAINS INC	SBAR	@NA
SUSSEX BANCORP	SBB	0.164
SEIBELS BRUCE GRO(	SBBG	2.468
SBC COMMUNICATION	SBC	2,462.56
SEACOAST BANKING (	SBCF	5.516
SBE INC	SBEI	9.824
SALOMON BROTHERS	SBF	31.798
SALOMON BROS 2008	SBG	10.579
SUMMIT BANK CORP/(	SBGA	0.994
SINCLAIR BROADCAS	SBGI	115.311

INTERMEDIATE MUNI I	SBI	4.186
STERLING BANCSHRS	SBIB	51.901
SYNBIOTICS CORP	SBIO	21.594
SUMMIT BANCSHARES	SBIT	3.734
SECURITY BANK CORI	SBKC	0.848
SYMBOL TECHNOLOG	SBL	394.653
SEABULK INTERNATIC	SBLK	4.868
SONICBLUE INC	SBLUQ	272.751
SIGNATURE BANK/NY	SBNY	@NA
SANTANDER BANCOR	SBP	4.846
SABINE ROYALTY TRU	SBR	4.345
COMPANHIA DE SANE	SBS	12.719
SPANISH BROADCAST	SBSA	71.452
SBS TECHNOLOGIES I	SBSE	14.083
SOUTHSIDE BANCSHA	SBSI	4.166
SBS BROADCASTING S	SBTV	18.062
STARBUCKS CORP	SBUX	901.467
SALOMON BROS WOR	SBW	4.631
SEEBEYOND TECHNO	SBYN	93.798
SHELL TRAN&TRADE	SC	86.997
COMMUNITY BANKSH/	SCB	0.416
SCBT FINANCIAL COR	SCBT	1.476
SECURITY CAPITAL/DE	SCC	0.166
SALOMON BROS CAP	SCD	@NA
SCANA CORP	SCG	70.822
SOUTH CAROLINA ELE	SCG1	@NA
PUBLIC SERVICE CO C	SCG2	@NA
SOCIETE GENERALE F	SCGLY	@NA
SCHWAB (CHARLES) C	SCH	1,272.84
SCHOLASTIC CORP	SCHL	116.813
SCHNITZER STEEL INI	SCHN	112.901
SCHOOL SPECIALTY II	SCHS	52.501
SERVICE CORP INTER	SCI	189.146
SPECTRASCIENCE INC	SCIE	1.08
SCIENTIFIC LEARNING	SCIL	2.126
SCITEX CORP LTD -OI	SCIX	16.103
SOCKET COMMUNICA	SCKT	61.934
STEPAN CO	SCL	2.248
STEELCLOUD INC	SCLD	21.698
SCICLONE PHARMACE	SCLN	83.309
SWISSCOM AG -ADR	SCM	4.854
SOUTHERN CMNTY FI	SCMF	1.464
SCM MICROSYSTEMS	SCMM	10.844
SYCAMORE NETWORK	SCMR	400.301
SCIENT INC	SCNTQ	0.311
SAUCONY INC -CL B	SCNYB	2.225
SCOR -ADR	SCO	15.933
SUPERCONDUCTOR T	SCON	203.049
SCO GROUP INC	SCOX	60.068
SEA CONTAINERS LTD	SCR.A	15.726
STEELCASE INC	SCS	30.92

SCANSOURCE INC	SCSC	43.428
SELECT COMFORT CC	SCSS	131.774
SCS TRANSPORTATIO	SCST	20.929
SCOTTISH RE GROUP	SCT	57.362
SECURE COMPUTING	SCUR	99.436
SHOE CARNIVAL INC	SCVL	11.63
STARRETT (L.S.) CO -I	SCX	2.015
SPORTS CLUB CO INC	SCY	0.47
SADIA S A -ADR	SDA	2.749
SUNDAY COMMUN LTI	SDAY	9.28
STRATEGIC DIAGNOS	SDIX	24.962
SUNGARD DATA SYST	SDS	354.163
SODEXHO ALLIANCE S	SDX	0.409
7-ELEVEN INC	SE	23.652
SEABRIGHT INSURANC	SEAB	@NA
SEACHANGE INTERNA	SEAC	74.136
SEABOARD CORP	SEB	0.112
SIEBEL SYSTEMS INC	SEBL	2,854.97
SED INTERNATIONAL I	SECX	2.632
SEALED AIR CORP	SEE	152
SEEC INC	SEEC	5.686
SEGUE SOFTWARE IN	SEGU	5.279
SPARTECH CORP	SEH	19.151
SEI INVESTMENTS CO	SEIC	138.022
SELIGMAN SELECT MU	SEL	3.653
ALL AMERICAN SEMIC	SEMI	2.611
SIEM INDUSTRIES INC	SEMUF	0.019
SEMCO ENERGY INC	SEN	26.198
SENECA FOODS CORP	SENEB	0.153
STORAGE ENGINE INC	SENGQ	1.121
STORA ENSO CORP -A	SEO	21.51
SEPRACOR INC	SEPR	372.092
SEROLOGICALS CORP	SERO	87.319
SEVEN NETWORKS IN	SEVN	@NA
SIGNATURE EYEWEAR	SEYE	0.579
STIFEL FINANCIAL CO	SF	2.043
SCIENTIFIC-ATLANTA	SFA	496.361
SLADE'S FERRY BANC	SFBC	0.675
SPIRIT FINANCE CORP	SFC	@NA
SFBC INTERNATIONAL	SFCC	57.93
SMITHFIELD FOODS IN	SFD	128.631
SAFEGUARD SCIENTIF	SFE	126.29
SANTA FE ENERGY TR	SFF	2.643
SOUND FEDERAL BAN	SFFS	14.486
STANCORP FINL GROU	SFG	26.705
SAFEGUARD HEALTH	SFGH	0.001
ISTAR FINANCIAL INC	SFI	106.625
SHIP FINANCE INTL LT	SFL	@NA
SAFLINK CORP	SFLK	49.581
SOLEIL FILM INC	SFLM	0.221
SPHERION CORP	SFN	44.125

SIMMONS FIRST NATL	SFNC	3.044
SAFENET INC	SFNT	80.563
SUNSET FINANCIAL RI	SFO	@NA
SALTON INC	SFP	22.482
STATE FINL SVCS COI	SFSW	3.413
STRATESEC INC	SFTC	1.704
SWIFT ENERGY CO	SFY	39.301
SAGA COMMUNICATIC	SGA	12.69
SOUTHWEST GEORGI	SGB	0.215
SUPERIOR UNIFORM (	SGC	2.147
SPORTSMANS GUIDE	SGDE	15.632
STERLITE GOLD LTD	SGDTF	0.768
SEATTLE GENETICS IN	SGEN	24.823
SINGAPORE FD INC	SGF	4.177
SGL CARBON AG -ADI	SGG	2.622
SENTIGEN HOLDING C	SGHL	0.121
SILICON GRAPHICS IN	SGI	385.277
SGI INTERNATIONAL	SGII	2.232
SCHAWK INC -CL A	SGK	1.898
STRATEGIC GLOBAL II	SGL	12.273
SIGMATRON INTERNA	SGMA	25.733
SANGAMO BIOSCIENC	SGMO	13.906
SCIENTIFIC GAMES C(	SGMS	165.852
SAGENT TECHNOLOG	SGNT	378.393
SCHERING-PLOUGH	SGP	1,784.59
SHAW GROUP INC	SGR	196.23
SPAR GROUP INC	SGRP	2.494
SSI SURGICAL SERVIC	SGSI	0.305
SIGMATEL INC	SGTL	28.5
STAR GAS PARTNERS	SGU	20.473
STONE ENERGY CORI	SGY	46.714
SHORE BANCSHARES	SHBI	1.519
SHORE FINANCIAL CO	SHBK	0.537
SHARP CORP -ADR	SHCAY	@NA
SHERWOOD BRANDS	SHDB	1.212
SHENANDOAH TELEC(	SHEN	1.777
SCHUFF INTERNATION	SHFK	0.488
SHUFFLE MASTER INC	SHFL	172.458
SHINHAN FINL GRP C(	SHG	0.18
SINOPEC SHANGHAI F	SHI	6.62
SEARS HOLDINGS CO	SHLD	71.594
SCHULMAN (A.) INC	SHLM	47.503
SHILOH INDUSTRIES II	SHLO	2.237
SHAMIR OPTICAL INDU	SHMR	@NA
SUNSTONE HOTEL IN\	SHO	@NA
SHOE PAVILION INC	SHOE	0.872
MADDEN STEVEN LTD	SHOO	18.505
SHOPPING.COM LTD	SHOP	@NA
SHIRE PHARMACETCL	SHPGY	187.107
SCHERING AG -ADR	SHR	5.173
SHARPER IMAGE COR	SHRP	68.33

SAUER-DANFOSS INC	SHS	4.81
SHURGARD STORAGE	SHU	40.31
SHERWIN-WILLIAMS C	SHW	143.648
ISHARES TR 1-3 YR TF	SHY	@NA
SIEMENS AG -ADR	SI	68.352
SIGMA-ALDRICH CORF	SIAL	158.27
COMP SIDERURGICA M	SID	139.615
SIERRA HEALTH SERV	SIE	117.569
SIEBERT FINANCIAL C	SIEB	2.478
SIFCO INDUSTRIES	SIF	1.827
SI FINANCIAL GROUP	SIFI	@NA
SIFY LTD -ADR	SIFY	58.875
SIGNET GROUP PLC -	SIG	1.86
SOUTHERN INDIANA G	SIG1	@NA
SIGA TECHNOLOGIES	SIGA	46.866
SELECTIVE INS GROU	SIGI	30.069
SIGMA DESIGNS INC	SIGM	89.205
SMITH INTERNATIONA	SII	336.582
APEX SILVER MINES L	SIL	57.909
SILICOM LTD	SILCF	1.639
SILICONIX INC	SILI	7.921
SILENT WITNESS ENTI	SILWF	2.293
GRUPO SIMEC SA -AD	SIM	0.433
SIMCLAR INC	SIMC	1.349
SILICON IMAGE INC	SIMGE	142.588
SINA CORP	SINA	1,535.51
SI INTERNATIONAL INC	SINT	16.733
SIPEX CORP	SIPXE	40.892
SIRVA INC	SIR	16.357
SIRF TECHNOLOGY HI	SIRF	@NA
SIRIUS SATELLITE RAI	SIRI	8,163.49
SI TECHNOLOGIES INC	SISI	1.637
SITI-SITES.COM INC	SITN	0.323
SILICON VY BANCSHA	SIVB	127.301
SVB CAPITAL II	SIVBO	@NA
SIZELER PROPERTY IN	SIZ	9.449
SOUTH JERSEY INDUS	SJI	6.011
SOUTH JERSEY GAS C	SJI1	@NA
SMUCKER (JM) CO	SJM	52.42
ST JOSEPH CAPITAL C	SJOE	0.348
SHAW COMMUNICATN	SJR	26.931
SAN JUAN BASIN ROY.	SJT	46.008
SJW CORP	SJW	1.656
SPINNAKER EXPLORA	SKE	87.929
S & K FAMOUS BRAND	SKFB	0.768
SKF AB -ADR	SKFRY	1.056
SKILLSOFT PLC -ADR	SKIL	105.613
SK TELECOM LTD -AD	SKM	187.121
SCANTEK MEDICAL IN	SKML	3.956
SHOPKO STORES INC	SKO	58.501
SCPIE HOLDINGS INC	SKP	3.074

SAKS INC	SKS	151.015
TANGER FACTORY OU	SKT	22.032
SKECHERS U S A INC	SKX	60.174
SKYLINE CORP	SKY	2.492
SKYEPHARMA PLC -A	SKYE	7.936
SKY FINANCIAL GROU	SKYF	40.544
SKYLINE MULTIMEDIA	SKYL	2.768
SKYWEST INC	SKYW	143.682
AMERICAN SELECT PO	SLA	4.031
SILICON LABORATORI	SLAB	304.729
SCHLUMBERGER LTD	SLB	827.709
SARA LEE CORP	SLE	578.551
SUN LIFE FINANCIAL II	SLF	26.82
STERLING FINANCIAL	SLFI	4.908
SL GREEN REALTY CO	SLG	44.127
SILGAN HOLDINGS INC	SLGN	13.638
STRATEGIC HOTEL CA	SLH	@NA
SL INDUSTRIES INC	SLI	1.151
SLI INC	SLIXQ	2.832
SLM CORP	SLM	575.722
SPECTRALINK CORP	SLNK	62.134
SIMULATIONS PLUS IN	SLP	1.943
SOLECTRON CORP	SLR	1,300.72
SELECTICA INC	SLTC	32.926
SILVERLINE TECHNOL	SLTTY	3.235
SALIX PHARMACEUTIC	SLXP	70.05
ST MARY LAND & EXPI	SM	61.398
SYMMETRY MEDICAL	SMA	@NA
STANDARD MANAGEM	SMAN	3.475
SOUTHERN MISSOURI	SMBC	0.891
SYMBION INC	SMBI	@NA
SINGING MACHINE CO	SMD	16.085
SIRENZA MICRODEVIC	SMDI	34.765
SALMEDIX INC-REDH	SMDX	@NA
SMART & FINAL INC	SMF	10.995
SUMITOMO MITSUI FIN	SMFJY	@NA
SCOTTS MIRACLE-GRO	SMG	56.373
SEMICONDUCTOR HLD	SMH	2,093.42
SANDERS MORRIS HA	SMHG	7.225
SEMICONDUCTOR MF	SMI	@NA
SCHMITT INDUSTRIES	SMIT	0.686
STEALTH MEDIALABS	SMLA	0.026
SEMELE GROUP INC	SMLE	0.088
SYMYX TECHNOLOGIE	SMMX	30.828
STANDARD MOTOR PF	SMP	14.644
SOMERA COMMUNICA	SMRA	34.852
STEIN MART INC	SMRT	22.111
STANDARD MICROSYS	SMSC	27.173
SMITH MICRO SOFTW	SMSI	54.663
SUMMIT PROPERTIES	SMT	24.299
SMITHTOWN BANCOR	SMTB	0.722

SEMTECH CORP	SMTC	327.264
SEMITOOL INC	SMTL	17.603
SOMANETICS CORP	SMTS	10.191
SMTC CORP	SMTX	8.758
SMEDVIG AS -ADR B	SMV.B	1.167
SMITHWAY MTR XPRE	SMXC	0.898
SNAP-ON INC	SNA	68.959
POORE BROTHERS IN	SNAK	11.438
SUN BANCORP INC/NJ	SNBC	8.086
SNB BANCSHARES IN(	SNBT	0.061
SONIC INNOVATIONS I	SNCI	17.366
SHANDA INTERACTIVE	SNDA	@NA
SANDISK CORP	SNDK	2,056.02
SANDS REGENT	SNDS	1.891
SAND TECHNOLOGY II	SNDT	6.631
SONY CORP -ADR	SNE	301.094
SOURCINGLINK.NET IN	SNET	9.577
SPAIN FUND	SNF	3.118
SECURITY NATL FINL (	SNFCA	1.259
CANADIAN SUPERIOR	SNG	69.845
SINGER N V	SNGR	0.423
SENIOR HOUSING PP1	SNH	48.662
SUN HYDRAULICS CO	SNHY	0.748
SONIC SOLUTIONS	SNIC	138.153
SWANK INC	SNKI	0.66
SENOMYX INC	SNMX	@NA
SMITH & NEPHEW PLC	SNN	8.323
CHINA PETROLEUM &	SNP	43.276
SYNOPSYS INC	SNPS	654.886
SUNAIR ELECTRONICS	SNR	1.989
SUNTERRA CORP	SNRR	31.718
STEAK N SHAKE CO	SNS	19.103
STOLT-NIELSEN SA -A	SNSA	10.365
SUNESIS PHARMA INC	SNSS	@NA
SONESTA INTL HOTEL	SNSTA	0.224
SENESCO TECHNOLO	SNT	5.183
SOUTHERN NATURAL	SNT1	@NA
SYNTA PHARMA CORP	SNTA	@NA
SENTO CORP	SNTO	2.622
STENTOR INC-REDH	SNTR	@NA
SANTARUS INC	SNTS	@NA
SONUS PHARMACEUT	SNUS	21.245
SYNOVUS FINANCIAL (	SNV	235.347
SONICWALL INC	SNWL	167.014
SYNNEX CORP	SNX	7.51
SANOFI-AVENTIS -ADI	SNY	17.972
SOUTHERN CO	SO	493.874
ALABAMA POWER	SO1	@NA
GEORGIA POWER	SO2	@NA
GULF POWER	SO3	@NA
MISSISSIPPI POWER	SO4	@NA

SAVANNAH ELECTRIC	SO5	@NA
SOUTHERN POWER C	SO6	@NA
SOUTHERN AFRICA FU	SOA	2.974
SOBIESKI BANCORP IN	SOBI	0.234
SOUTHCOAST FINANC	SOCB	0.629
SONIC FOUNDRY INC	SOFO	47.143
SOHU.COM INC	SOHU	730.183
SOLA INTERNATIONAL	SOL	23.104
HOUSEVALUES.COM-F	SOLD	@NA
SOLITARIO RESOURCI	SOLI	@NA
SOMERSET HILLS BAN	SOMH	1.492
SONOCO PRODUCTS (	SON	66.799
SONIC CORP	SONC	168.388
S1 CORP	SONE	119.811
SONOSITE INC	SONO	27.111
SONUS NETWORKS IN	SONS	1,114.01
SONTRA MEDICAL CO	SONT	10.718
SOURCE CAPITAL INC	SOR	1.624
SOURCE INTERLINK C	SORC	16.012
GUNTHER INTERNATI(	SORT	2.901
STOLT OFFSHORE S A	SOSA	43.177
STORAGE COMPUTER	SOSO	24.629
SOVEREIGN BANCORI	SOV	377.766
SOVEREIGN BANCORI	SOV.P	@NA
SPECIALTY LABORAT(	SP	8.87
SPARTON CORP	SPA	1.486
SPACEHAB INC	SPAB	9.72
SPORTS ARENAS INC	SPAI	0.419
SPAN-AMERICA MEDI(	SPAN	1.484
SPARTAN MOTORS IN	SPAR	10.979
SPECTRUM BRANDS II	SPC	59.209
SPORT CHALET INC	SPCH	0.74
SPEEDUS CORP	SPDE	7.874
SPECTRUM CONTROL	SPEC	2.813
SPHERIX INC	SPEX	5.074
STANDARD PACIFIC C	SPF	84.484
SIMON PROPERTY GR	SPG	176.07
SIMON PPTY GRP INC	SPG.P	@NA
SPIEGEL INC -CL A	SPGLQ	11.219
SUBURBAN PROPANE	SPH	17.954
SCOTTISH POWER PL(	SPI	37.276
SILICONWARE PRECIS	SPIL	185.71
SPIRE CORP	SPIR	3.27
STAPLES INC	SPLS	1,682.42
SPIRENT PLC -ADR	SPM	4.103
SUPERIOR ENERGY S	SPN	62.123
SPECTRANETICS COR	SPNC	22.362
SAPIENS INTL CORP N	SPNS	2.376
SPORT-HALEY INC	SPOR	1.202
SAPPI LTD -ADR	SPP	49.995
SPECTRUM PHARMAC	SPPI	36.413

SOUTHERN PAC PETE	SPPTQ	1.002
STERLING CAPITAL C(	SPR	0.075
SPORTS RESORTS IN	SPRI	4.408
SUPPORTSOFT INC	SPRT	114.074
SPSS INC	SPSS	13.869
SUPERIOR ESSEX INC	SPSX	28.325
SPECTRA SYSTEMS C	SPSY.1	@NA
SPARTAN STORES IN(	SPTN	8.778
SPX CORP	SPW	221.074
SPDR TRUST SERIES :	SPY	10,332.51
SPEIZMAN INDUSTRIE	SPZN	0.658
SEQUA CORP -CL A	SQA.A	2.435
SELIGMAN QUALITY M	SQF	1.358
SOC QUIMICA MINERA	SQM	3.173
SEQUENOM INC	SQNM	78.472
STANDARD REGISTER	SR	11.989
SERONO S A -ADR	SRA	42.013
1ST SOURCE CORP	SRCE	5
STERICYCLE INC	SRCL	111.227
SOURCECORP INC	SRCP	19.435
SURMODICS INC	SRDX	109.38
SEMPRA ENERGY	SRE	250.199
PACIFIC ENTERPRISE	SRE1	@NA
SOUTHERN CALIFORN	SRE2	@NA
SAN DIEGO GAS & ELE	SRE4	@NA
STONERIDGE INC	SRI	7.124
SERACARE LIFE SCIE	SRLS	2.421
SERENA SOFTWARE I	SRNA	118.899
SERENA SOFTWARE I	SRNA.P	@NA
SCUDDER RREEF REA	SRO	@NA
SIERRA PACIFIC RES(	SRP	370.095
SIERRA PACIFIC POW	SRP1	@NA
NEVADA POWER CO	SRP2	@NA
SCUDDER RREEF REA	SRQ	@NA
STRIDE RITE CORP	SRR	25.559
SRS LABS INC	SRSL	17.296
STARTEK INC	SRT	6.294
SUNRISE TELECOM IN	SRTI	7.875
SPORTECH PLC -ADR	SRTKY	@NA
GREENFIELD ONLINE	SRVY	@NA
SRA INTERNATIONAL	SRX	32.692
S R TELECOM INC	SRXA	1.549
SURETY CAPITAL COF	SRYP	0.465
SUNRISE SENIOR LIVI	SRZ	59.735
SSA GLOBAL TECHNO	SSAG	@NA
SMURFIT-STONE CON	SSCC	395.588
SOLAR SATELLITE CO	SSCI	0.604
SIMPSON MANUFACT	SSD	27.018
SOUTHERN CONN BA	SSE	0.223
SCOTTISH & SO ENRG	SSEZY	@NA
SOUTH STREET FINA	SSFC	0.338

SCANSOFT INC	SSFT	152.201
2ND SWING INC-REDH	SSG	@NA
SPECTRASITE INC	SSI	34.193
SASOL LTD -ADR	SSL	10.549
SOUTHERN SECURITY	SSLI	0.191
SS&C TECHNOLOGIES	SSNC	27.32
EW SCRIPPS -CL A	SSP	116.908
SPECTRUM SIGNAL PI	SSPI	11.74
SILVER STANDARD RE	SSRI	93.858
SOVRAN SELF STORA	SSS	11.007
SILICON STORAGE TE	SSTI	364.673
SOUTHERN STATES P	SSTP	32.44
SILVERSTAR HOLDING	SSTR	25.681
SUNLINK HEALTH SYS	SSY	1.286
STRATASYS INC	SSYS	148.131
ST PAUL TRAVELERS	STA	237.348
ST PAUL TRAVELERS	STA.R	@NA
STAAR SURGICAL CO	STAA	72.4
STAKTEK HOLDINGS II	STAK	@NA
STANDARD PARKING (	STAN	@NA
LONE STAR STEAKHO	STAR	34.981
STATE BANCORP/NY	STB	1.45
S & T BANCORP INC	STBA	8.15
STURGIS BANCORP IN	STBI	0.693
STEWART INFORMATI	STC	23.035
STARCRAFT CORP	STCR	18.633
BANCO SANTANDER C	STD	62.411
STERIS CORP	STE	140.282
SIMPLETECH INC	STEC	51.86
STEWART ENTERPRIS	STEI	86.961
SYSTEMONE TECHNO	STEK	0.779
STELLENT INC	STEL	37.383
STEMCELLS INC	STEM	165.393
STEN CORP	STEN	0.26
STATE AUTO FINL COI	STFC	9.881
STONEPATH GROUP II	STG	31.016
STARTEC GLOBAL CO	STGCQ	2.11
STRATAGENE CORP	STGN	@NA
STAGE STORES INC	STGS	54.303
SUNTRUST BANKS INC	STI	236.829
SUNTRUST BANKS INC	STI.R	@NA
SCIENTIFIC TECHNOL	STIZ	0.41
ST JUDE MEDICAL INC	STJ	872.244
STORAGE TECHNOLO	STK	191.107
SUNOPTA INC	STKL	83.477
STEAKHOUSE PARTNI	STKP	0.015
STOCKERYALE INC	STKR	16.261
STERLING BANCORP/I	STL	7.568
STEEL DYNAMICS INC	STLD	87.629
STRATOS INTERNATIC	STLW	20.082
STANLEY FURNITURE	STLY	4.794

STMICROELECTRONIC	STM	461.321
STM WIRELESS INC	STMIQ	9.974
STAMPS.COM INC	STMP	18.177
STATION CASINOS INC	STN	113.482
STEINER LEISURE LTD	STNR	11.816
STATIA TERMINALS GI	STNV	@NA
STATOIL ASA -ADR	STO	9.95
STONEMOR PARTNER	STON	@NA
SANTOS LTD -ADR	STOSY	1.419
QUESTAR CORP	STR	57.226
QUESTAR GAS CO	STR1	@NA
QUESTAR PIPELINE C	STR2	@NA
QUESTAR MARKET RE	STR3	@NA
STRAYER EDUCATION	STRA	24.017
SRI/SURGICAL EXPRE	STRC	1.529
STRATEGIC DISTR INC	STRD	1.007
STRATUS PROPERTIE	STRS	0.51
STRATTEC SECURITY	STRT	1.415
STAR BUFFET INC	STRZ	0.505
SUPREME INDUSTRIES	STS	1.476
STERLING FINL CORP/	STSA	17.243
STAR SCIENTIFIC INC	STSI	22.553
ARGON ST INC	STST	@NA
STATE STREET CORP	STT	469.641
STATS CHIPPAC LTD	STTS	2.473
STEEL TECHNOLOGIE	STTX	13.975
STUDENT LOAN CORP	STU	3.58
STERLING CONSTRUC	STV	1.457
STANDARD COMMERC	STW	5.594
SMALL TOWN RADIO II	STWI	8.808
SEAGATE TECHNOLO	STX	839.986
STRATEX NETWORKS	STXN	57.415
STEREOTAXIS INC	STXS	@NA
CONSTELLATION BRA	STZ	153.456
SUNCOR ENERGY INC	SU	95.831
SPECIALTY UNDERWF	SUAI	@NA
SUFFOLK BANCORP	SUBK	2.596
SOUTHERN UNION CO	SUG	71.64
SUN COMMUNITIES IN	SUI	19.141
SUMMIT FINANCIAL C	SUMM	0.442
SUMTOTAL SYSTEMS	SUMTE	15.98
SUMMA INDUSTRIES	SUMX	1.369
SUNOCO INC	SUN	174.834
SUN HEALTHCARE GR	SUNH	24.429
SUNTRON CORP	SUNN	1.54
SUN MICROSYSTEMS	SUNW	13,066.02
SUPERIOR INDUSTRIE	SUP	47.435
SUPERGEN INC	SUPG	112.702
SUPER VISION INTL IN	SUPVA	0.476
SUPERTEX INC	SUPX	5.632
CNA SURETY CORP	SUR	11.949

SUREWEST COMMUNI	SURW	6.276
SUSQUEHANNA BANC	SUSQ	21.931
SINOVAC BIOTECH LT	SVA	9.929
SVB FINANCIAL SERVI	SVBF	0.217
SEVERN BANCORP IN	SVBI	1.625
STEWART & STEVENS	SVC	31.772
SVC FINANCIAL SERVI	SVCX	0.625
SCANVEC CO	SVECF	0.223
STEVENS INTL INC -S	SVEIA	0.391
SCHEID VINEYARDS IN	SVIN	0.6
SEVEN J STOCK FARM	SVJJ	0
SERVICEMASTER CO	SVM	165.646
SAVIENT PHARMACEU	SVNT	85.193
724 SOLUTIONS INC	SVNX	4.561
SYNIVERSE HOLDINGS	SVR	@NA
SYNIVERSE HLDG INC	SVR.P	@NA
SERVOTRONICS INC	SVT	0.16
SVT INC	SVTV	0.075
SUPERVALU INC	SVU	183.611
SAVVIS COMMUNICAT	SVVS	46.006
SMITH & WESSON HLD	SWB	8.354
STONE & WEBSTER IN	SWBIQ	3.233
STILLWATER MINING C	SWC	113.209
SWISS REINSURANCE	SWCEY	@NA
SWIFT TRANSPORTAT	SWFT	140.278
SOFTWARE HOLDRS T	SWH	105.376
SONOMA WEST HOLD	SWHI	0.201
ANTHONY & SYLVAN F	SWIM	0.52
SIERRA WIRELESS INC	SWIR	104.872
STANLEY WORKS	SWK	166.537
SKYWORKS SOLUTION	SWKS	1,099.17
SCHWEITZER-MAUDUI	SWM	10.019
SOUTHWESTERN ENE	SWN	45.489
SMITH & WOLLENSKY	SWRG	3.947
SWS GROUP INC	SWS	16.987
SITEL CORP	SWW	38.151
SOUTHWEST WATER C	SWWC	8.67
SIMON WORLDWIDE IN	SWWI	1.879
SOUTHWEST GAS CO	SWX	16.155
SAFEWAY INC	SWY	662.466
SWISS HELVETIA FUN	SWZ	6.122
STANDEX INTERNATIC	SXI	3.377
SUNOCO LOGISTICS F	SXL	3.978
SENSIENT TECHNOLO	SXT	65.505
SYBASE INC	SY	142.216
SYMBIAT INC	SYBA	10.391
SYNERGY BRANDS IN	SYBR	1.126
SYBARI SOFTWARE IN	SYBS	@NA
SYBRON DENTAL SPE	SYD	40.988
SYNAGRO TECHNOLO	SYGR	5.711
S Y BANCORP INC	SYI	3.046

SUPER ENERGY INVES	SYIV	0.027
STRYKER CORP	SYK	377.747
SYKES ENTERPRISES	SYKE	41.175
SYMS CORP	SYM	3.669
SYMANTEC CORP	SYMC	4,258.57
SYMMETRICOM INC	SYMM	44.806
SYNAPTICS INC	SYNA	61.324
INTELLISYNC CORP	SYNC	190.862
SYNERGY FINANCIAL	SYNF	3.483
SYNALLOY CORP	SYNL	1.977
SYNTROLEUM CORP	SYNM	32.915
SYNOVIS LIFE TECH IN	SYNO	62.28
SYNPLICITY INC	SYNP	11.397
SYNTEL INC	SYNT	19.196
SYNERGX SYSTEMS IN	SYNX	4.842
SYPRIS SOLUTIONS IN	SYPR	8.25
SYRATECH CORP	SYRA	0.132
SYS	SYS	0.57
SYNETICS SOULTIONS	SYSN	@NA
SYNGENTA AG -ADR	SYT	25.67
SYSTEMAX INC	SYX	11.312
IXYS CORP	SYXI	27.927
SYSCO CORP	SYY	537.039
WORLDWIDE RESTAU	SZ	16.055
SOUTHFIRST BANCSH	SZB	0.125
SUEZ -ADR	SZE	11.745
SAFFRON FUND INC	SZF	3.821
SEGMENTZ INC	SZI	4.243
AT&T CORP	T	1,505.30
TRANSAMERICA FINAN	TA2	@NA
TRANSALTA CORP	TAC	1.674
TRANSACT TECHNOLO	TACT	12.519
A CONSULTING TEAM	TACX	0.28
TAG-IT PACIFIC INC	TAG	3.964
TARRANT APPAREL G	TAGS	4.235
TRANSAMERICA INCO	TAI	1.474
TAITRON COMPONENT	TAIT	1.609
TALK AMERICA HOLDI	TALK	135.385
TALX CORP	TALX	72.343
MOLSON COORS BREW	TAP	109.933
MOLSON COORS BRW	TAP.P	@NA
TELEFONICA DE ARGE	TAR	2.054
TARO PHARMACEUTIC	TARO	91.697
TARRAGON CORP	TARR	5.39
TASER INTERNATIONA	TASR	590.825
TAT TECHNOLOGIES L	TATTF	2.403
TATE & LYLE PLC -AD	TATYY	@NA
MEDALLION FINANCIA	TAXI	19.332
TAYLOR CAP GROUP I	TAYC	2.267
TAYLOR DEVICES INC	TAYD	0.714
TANDY BRANDS ACCE	TBAC	2.052

BANCORP INC	TBBK	@NA
TASTY BAKING CO	TBC	7.875
TBC CORP	TBCC	22.759
TELE LESTE CELULAR	TBE	1.287
TELECOMMUN BRASIL	TBH	82.081
BANK HOLDINGS INC	TBHS	@NA
TRANSGENOMIC INC	TBIO	17.883
TIMBERLAND CO -CL A	TBL	169.484
BANC CORP	TBNC	10.074
DIGITAL RECORDERS	TBUS	1.081
TIENS BIOTECH GROU	TBV	@NA
TB WOODS	TBWC	1.723
TOUCH AMERICA HOL	TCAHQ	162.5
TRANSPORT CORP AM	TCAM	2.107
TCF FINANCIAL CORP	TCB	207.988
TEXAS CAPITAL BANC	TCBI	15.059
TRICO BANCSHARES	TCBK	5.139
TRAMMELL CROW CO	TCC	12.74
TURBOCHEF TECHNO	TCF	6.907
TECHNOLOGY GENER	TCGN	0.114
TEMPLETON CHINA W	TCH	7.477
21ST CENTURY HOLDI	TCHC	10.895
TRANSCONTINENTAL	TCI	1.116
CAPITAL LODGING-RE	TCL	@NA
TC PIPELINES LP	TCLP	4.987
TELE NORTE CELULAR	TCN	1.279
TECNOMATIX TECHNC	TCNO	8.879
TAUBMAN CENTERS IN	TCO	123.757
TELESP CELULAR PAR	TCP	209.861
CORNERSTONE RLTY	TCR	26.833
TREECON RESOURCE	TCRS	1.789
TOWN & COUNTRY TR	TCT	8.834
TEMPLETON DRAGON	TDF	37.917
3DFX INTERACTIVE IN	TDFXQ	4.066
TDK CORP -ADS	TDK	2.111
TUDOR CORP LTD	TDRLF	@NA
TEARDROP GOLF CO	TDRPQ	0.131
TELEPHONE & DATA S	TDS	46.446
3D SYSTEMS CORP	TDSC	6.393
TIDEWATER INC	TDW	184.383
TELEDYNE TECHNOLC	TDY	30.426
TECO ENERGY INC	TE	463.162
TAMPA ELECTRIC CO	TE1	@NA
TECHTEAM GLOBAL IN	TEAM	9.658
TECH DATA CORP	TECD	193.41
TECHNE CORP	TECH	100.642
TECUMSEH PRODUCT	TECUA	19.485
TELEFONICA S A -ADR	TEF	61.031
TEMPLETON EMERGIN	TEI	24.076
TEKTRONIX INC	TEK	93.04
TEKTRONIX INC-PRO F	TEK.P	@NA

TEKNOWLEDGE CORP	TEKC	2.777
TELIK INC	TELK	92.912
TELENOR ASA -ADR	TELN	0.337
TEL OFFSHORE TRUS	TELOZ	4.174
TELEVIDEO INC	TELV	3.686
TELEFONICA MOVILES	TEM	3
TENNECO AUTOMOTI\	TEN	50.68
TENNESSEE GAS PIPE	TEN5	@NA
TOTAL ENTMT RESTAI	TENT	10.599
TELECOM ARGENTINA	TEO	98.775
TERADYNE INC	TER	770.696
TERAYON COMMUN S	TERN	187.055
TESCO CORP	TESOF	13.61
TESSCO TECHNOLOG	TESS	4.969
CP SHIPS LTD	TEU	10.858
TEVA PHARM INDS -A	TEVA	1,213.93
TECHNICAL VENTURE	TEVT	13.592
TEREX CORP	TEX	75.282
THAI CAPITAL FUND IN	TF	0.252
TAIWAN GREATER CH	TFC	15.953
TUFCO TECH INC	TFCO	1.004
21ST CENTURY TECHI	TFCY	32.503
TECH FLAVORS & FRA	TFF	2.784
TEAM FINANCIAL INC	TFIN	1.437
TRANSNATIONAL FINL	TFN	5.183
TEFRON LTD	TFR	2.37
THREE-FIVE SYSTEMS	TFS	35.561
24/7 REAL MEDIA INC	TFSM	96.475
ETF ADVISORS TRUST	TFT	@NA
TELEFLEX INC	TFX	39.631
TREDEGAR CORP	TG	15.456
TRANSGLOBE ENERG	TGA	42.204
TEGAL CORP	TGAL	70.687
TASEKO MINES LTD	TGB	27.162
TENGASCO INC	TGC	8.028
TGC INDUSTRIES INC	TGE	0.422
TARGETED GENETICS	TGEN	199.002
TRIUMPH GROUP INC	TGI	14.783
TRIAD GUARANTY INC	TGIC	11.807
TEEKAY LNG PARTNEI	TGP	@NA
TRANSPORTDRA GAS	TGS	18.662
TRANS GLOBAL SERV	TGSI	2.275
TARGET CORP	TGT	1,042.29
TIGER TELEMATICS IN	TGTL	3.603
THERAGENICS CORP	TGX	23.883
THANE INTERNATION/	THAN	0.719
TENET HEALTHCARE (	THC	1,056.61
3DO CO	THDOQ	23.03
TODCO	THE	@NA
THERMAL ENERGY ST	THES	1.068
FIRST FINANCIAL COR	THFF	2.607

CGI HOLDING CORP	THK	@NA
THRESHOLD PHARMA	THLD	@NA
TOKHEIM CORP	THMC	0.19
THOR INDUSTRIES INC	THO	101.575
THORATEC CORP	THOR	173.943
THQ INC	THQI	227.048
TF FINANCIAL CORP	THRD	0.556
THERAVANCE INC	THRX	@NA
THERMOVIEW INDS IN	THV	3.451
HOUSTON EXPLORATI	THX	23.776
TELECOM ITALIA SPA	TI	3.156
TIB FINANCIAL CORP	TIBB	0.545
TIBCO SOFTWARE INC	TIBX	386.782
TECHNOLOGY INVT C/	TICC	@NA
TITANIUM METALS CO	TIE	9.349
TIER TECHNOLOGIES	TIER	44.583
TIFFANY & CO	TIF	266.331
THOMAS INDUSTRIES	TII	8.746
TII NETWORK TECHNC	TIII	18.394
TEL-INSTRUMENT ELE	TIK	0.481
TIM HELLAS TELECOM	TIMHY	12.323
TEMPLE-INLAND INC	TIN	242.183
TEMPLE-INLAND INC-F	TIN.F	@NA
HARRIS & HARRIS GR(	TINY	19.452
ISHARES TR TIPS BON	TIP	@NA
TOP IMAGE SYSTEMS	TISA	2.925
TIS MORTGAGE INVES	TISM	0.657
TRI-VALLEY CORP	TIV	12.418
TIVO INC	TIVO	370.625
TELESYSTEM INTL WI	TIWI	85.039
TICKETS.COM INC	TIXX	4.917
TJX COMPANIES INC	TJX	691.559
TEEKAY SHIPPING CO	TK	101.847
TELEKOM AUSTRIA AC	TKA	0.318
KENAN ADVANTAGE G	TKAG	@NA
TURKCELL ILETISIM H	TKC	49.736
KEITH COMPANIES INC	TKCI	3.766
TURKISH INVT FD INC	TKF	10.741
TELKOM SA LTD -ADR	TKG	4.886
TEKELEC	TKLC	126.267
TELKONET INC	TKO	31.84
TECHNIP -ADR	TKP	1.755
TIMKEN CO	TKR	124.975
TOMKINS PLC -ADR	TKS	2.692
TRACK N TRAIL INC	TKTL	0.079
TRANSKARYOTIC THE	TKTX	106.203
TELLABS INC	TLAB	1,081.98
TELLABS INC-PRO FO	TLAB.P	@NA
TL ADMINISTRATION C	TLADQ	24.017
TALBOTS INC	TLB	90.957
TLC VISION CORP	TLCV	129.942

TDC A/S -ADR	TLD	3.831
TELEDIGITAL INC	TLDG	0.203
LEATHER FACTORY IN	TLF	2.209
TOLLGRADE COMMUN	TLGD	25.18
CITIGROUP INVST COI	TLI	6.762
TELEKOMUNIKASI IND	TLK	52.542
TELETOUCH COMMUN	TLL	4.664
TALISMAN ENERGY IN	TLM	105.13
TELUM INTERNATION/	TLMIF	18.116
TRANSMONTAIGNE PT	TLP	@NA
TOLERRX INC-REDH	TLRX	@NA
TELSTRA CORP LTD -	TLS	2.625
TELIASONERA AB -AD	TLSNY	1.987
ISHARES TR 20 PLUS `	TLT	@NA
TELE2 AB -ADR	TLTOB	0.193
TELEWEST GLOBAL IN	TLWT	0.268
TRANS-LUX CORP	TLX	0.325
TELEMETRIX INC	TLXT	1.34
TELYNX INC	TLYN	10.272
TOYOTA MOTOR CORI	TM	30.412
THORNBURG MORTG/	TMA	110.954
TODAYS MAN INC	TMANQ	5.208
TELEMIG CELULAR PR	TMB	10.007
TM CENTURY INC	TMCI	0.469
TEMCO SERVICE INDU	TMCO	0.001
TAYLOR MADISON CO	TMDN	28.121
TRANSMONTAIGNE IN	TMG	5.889
TEAM INC	TMI	2.905
TREND MICRO INC -AI	TMIC	2.292
TORCHMARK CORP	TMK	91.02
GRUPO TMM -ADR	TMM	22.787
MANAGEMENT NETWO	TMNG	16.577
THERMO ELECTRON C	TMO	157.392
TEAM AMERICA CORP	TMOSQ	1.171
TOMPKINSTRUSTCO II	TMP	1.373
MERIDIAN RESOURCE	TMR	184.662
THOMSON -ADR	TMS	4.694
TCW/DW TERM TRUST	TMT	26.042
TRANSMETA CORP	TMTA	543.133
TEMTEX INDUSTRIES	TMTX	1.335
TUMBLEWEED COMMU	TMWD	73.772
TELEFONOS DE MEXIC	TMX	473.941
TRANSMERIDIAN EXPI	TMY	35.007
THOMAS & BETTS COI	TNB	59.911
TENNANT CO	TNC	3.78
TELESIS NORTH COMI	TNCVF	1.113
NETWORK CONNECTI	TNCXQ	0.154
TELE NORTE LESTE -/	TNE	356.803
TERRA NITROGEN CO	TNH	2.149
TECHNITROL INC	TNL	36.258
NELSON (THOMAS) IN	TNM	8.485

TANOX INC	TNOX	86.038
TSAKOS ENERGY NAV	TNP	10.931
TEXAS NEW MEXICO F	TNP1	@NA
TNS INC	TNS	@NA
OAO TATNEFT -ADR	TNT	9.818
TECH OPS SEVCON IN	TO	1.045
TECHNICAL OLYMPIC	TOA	16.507
THOMSON CORP	TOC	8.826
TODD SHIPYARDS CO	TOD	1.507
TOFUTTI BRANDS INC	TOF	1.31
TOWER FINANCIAL CC	TOFC	0.779
TOLL BROTHERS INC	TOL	261.209
TOMMY HILFIGER COF	TOM	152.756
TIERONE CORP	TONE	26.364
NOVAMERICAN STEEL	TONS	1.377
TOO INC	TOO	163.728
TOPPS CO INC	TOPP	27.648
TOP TANKERS INC	TOPT	@NA
TORCH OFFSHORE IN	TORCQ	4.347
TOR MINERALS INTL II	TORM	4.317
TOSHIBA CORP	TOSBF	0.14
TOTAL SA -ADR	TOT	123.237
TOTH ALUMINUM COR	TOTH	2.968
MEDTOX SCIENTIFIC I	TOX	3.859
TOYS R US INC	TOY	431.246
TPG NV -ADR	TP	5.674
SUNCOM WIRELESS H	TPC	54.834
TETON PETROLEUM C	TPE	6.082
THOMAS PROPERTIES	TPGI	@NA
TEXAS PACIFIC LAND	TPL	0.805
TPC LIQUIDATION	TPLQ	13.034
TARPON INDUSTRIES	TPO	@NA
TEPPCO PARTNERS -	TPP	33.163
TAPESTRY PHARMACI	TPPH	98.928
TRIPLE P NV	TPPP	20.771
TRANSPRO INC	TPR	4.357
TRIPATH IMAGING INC	TPTH	45.297
TEMPUR PEDIC INTL II	TPX	10.612
TIPPERARY CORP	TPY	1.837
TOPAZ GROUP INC	TPZG	1.447
CASH TECHNOLOGIES	TQ	2.745
TRIQUINT SEMICONDU	TQNT	424.24
TOOTSIE ROLL INDUS	TR	20.247
TERRA INDUSTRIES IN	TRA	38.757
TRACK DATA CORP	TRAC	13.539
TRADESTATION GROU	TRAD	108.723
TRIBUNE CO	TRB	261.448
TRAILER BRIDGE INC	TRBR	1.097
TEXAS REGL BCSHS II	TRBS	35.149
TEJON RANCH CO	TRC	2.915
TERCICA INC	TRCA	@NA

TRICORD SYSTEMS IN	TRCDQ	@NA
TECHNOLOGY RESEA	TRCI	22.068
TRANSCEND SERVICE	TRCR	2.496
TRANSCOM WORLDW	TRCXY	0.003
INTRADO INC	TRDO	62.215
TRUDY CORP	TRDY	135.008
TEMPLETON RUSSIA &	TRF	10.163
TRAMFORD INTERNAT	TRFDF	0.404
TRAFFIX INC	TRFX	11.999
TOREADOR RESOURC	TRGL	4.019
TRANSGENE SA -ADR	TRGNY	2.228
TARGACEPT INC-REDI	TRGT	@NA
TRANSATLANTIC HOLI	TRH	7.141
TRIAD HOSPITALS INC	TRI	214.426
TRINITY BIOTECH PLC	TRIB	132.48
TRICOM SA -ADR	TRICY	2.734
TRIDENT MICROSYSTI	TRID	61.295
TRINSIC INC	TRIN	9.171
TRI-S SECURITY CORI	TRIS	@NA
SPEEDWAY MOTORSF	TRK	16.251
TRIKON TECHNOLOGI	TRKN	29.256
TRACKER CORP OF AI	TRKR	1.634
TCW/DW TERM TR 200	TRM.2	@NA
TRIMBLE NAVIGATION	TRMB	121.451
AS DAMPSKIBSSELSK	TRMD	1.281
TRUSTMARK CORP	TRMK	20.06
TRM CORP	TRMM	4.237
TRIMERIS INC	TRMS	133.072
TRINITY INDUSTRIES	TRN	66.019
TRANS-INDUSTRIES IN	TRNI	0.747
TRANSCAT INC	TRNS	1.58
TELE CENTRO OESTE	TRO	58.063
PRICE (T. ROWE) GRO	TROW	226.846
TROY GROUP INC	TROY	3.873
TRANSCANADA CORP	TRP	23.073
TRIPATH TECHNOLOG	TRPH	194.569
TRIPOS INC	TRPS	5.447
TRC COS INC	TRR	17.753
TERRA NETWORKS SA	TRRA	31.215
TRANSNATIONAL INDU	TRSN	0.022
TRUSTCO BANK CORP	TRST	41.4
TRIO-TECH INTERNAT	TRT	0.759
TORCH ENERGY ROYA	TRU	18.405
TRAVIS BOATS & MOT	TRVS	4.07
TRW AUTOMOTIVE HC	TRW	@NA
TRIARC COS INC	TRY.B	25.952
TRIZEC PROPERTIES I	TRZ	67.82
TENARIS SA -ADR	TS	25.345
SPORTS AUTHORITY I	TSA	52.078
TRNSACTN SYS ARCH	TSAI	68.626
TIMBERLAND BANCOF	TSBK	1.236

STEPHAN CO	TSC	2.372
TECHNOLOGY SOLUTI	TSCC	56.247
THESTREET.COM	TSCM	26.468
TRACTOR SUPPLY CO	TSCO	163.052
TELE SUDESTE CELUL	TSD	0.492
TOWER SEMICONDUC	TSEM	6.145
SOUTH FINANCIAL GR	TSFG	53.82
SABRE HOLDINGS CO	TSG	227.505
TECHE HOLDING CO	TSH	0.424
TBS INTL LTD -REDH	TSI	@NA
TROPICAL SPORTSWE	TSICQ	22.072
TAIWAN SEMICONDUC	TSM	2,102.90
TYSON FOODS INC -C	TSN	339.022
TESORO CORP	TSO	216.983
TELECOMMUN DE SAC	TSP	4.429
TESSERA TECHNOLOC	TSRA	16.392
TSR INC	TSRI	2.47
TOTAL SYSTEM SERVI	TSS	45.108
TESSERACT GROUP IN	TSSTQ	0.394
TEAMSTAFF INC	TSTF	4.892
TURNSTONE SYSTEMS	TSTN	91.459
TIM PARTICIPACOES S	TSU	6.912
TRUSTREET PROPERT	TSY	@NA
TELECOMMUNICATION	TSYS	28.857
TORO CO	TTC	72.699
TELETECH HOLDINGS	TTEC	87.884
TETRA TECH INC	TTEK	75.698
T-3 ENERGY SERVICES	TTES	0.613
THAI FUND	TTF	13.477
TUTOGEN MEDICAL IN	TTG	4.095
TELECOM HOLDERS T	TTH	32.933
TETRA TECHNOLOGIE	TTI	32.504
TRANSPORT TECH INI	TTII	@NA
TTI TEAM TELECOM IN	TTIL	11.232
TRANSTECHNOLOGY	TTLG	3.582
TOROTEL INC	TTLO	0.491
TATA MOTORS LIMITE	TTM	@NA
TTM TECHNOLOGIES I	TTMI	73.476
TITAN CORP	TTN	237
TITAN PHARMACEUTIC	TTP	52.116
TRINTECH GROUP PL	TTPA	4.218
2002 TARGET TERM TI	TTR.1	@NA
TAKE-TWO INTERACTI	TTWO	513.386
TELUS CORP	TU	4.238
MAC-GRAY CORP	TUC	1.422
TUESDAY MORNING C	TUES	61.672
MARITRANS INC	TUG	2.63
MICROTUNE INC	TUNE	132.795
TUPPERWARE CORP	TUP	119.508
PLATO LEARNING INC	TUTR	28.462
TUT SYSTEMS INC	TUTS	20.969

TUXIS CORP	TUX	0.216
GRUPO TELEVISA SA	TV	113.522
TVC TELECOM INC	TVCE	72.917
TVIA INC	TVIA	20.184
TVI CORP	TVIN	46.839
LIN TV CORP	TVL	48.679
21ST CENTURY INS GI	TW	8.675
THERMA WAVE INC	TWAV	139.314
WESTWOOD GROUP II	TWDG	0
TOWER GROUP INC	TWGP	@NA
WASHTENAW GROUP	TWH	0.003
TITAN INTERNATIONAI	TWI	18.361
TWIN DISC INC	TWIN	1.137
TRENWICK GROUP LT	TWKGQ	99.593
TRANS WORLD ENTMT	TWMC	20.258
TAIWAN FUND	TWN	12.902
TREX CO INC	TWP	34.043
TOWER AUTOMOTIVE	TWRAQ	127.542
TIME WARNER TELEC	TWTC	182.598
THIRD WAVE TECHNO	TWTI	19.145
TWEETER HOME ENTM	TWTR	52.121
TERREMARK WORLDV	TWW	89.271
TIME WARNER INC	TWX	4,785.20
TIME WARNER INC -PF	TWX.M	@NA
TRANSWITCH CORP	TXCC	305.561
EXPLORATION CO	TXCO	20.482
TEXAS INDUSTRIES IN	TXI	26.55
TEXAS INSTRUMENTS	TXN	3,116.08
TEXAS ROADHOUSE II	TXRH	@NA
TEXTRON INC	TXT	218.705
TEXTRON INC-PRE FA	TXT.F	@NA
TXU CORP	TXU	476.575
TXU US HOLDINGS CC	TXU1	@NA
TXU GAS CO	TXU2	@NA
ONCOR ELECTRIC DEI	TXU3	@NA
TXU ENERGY CO LLC	TXU4	@NA
TEXAS UTD BANCSHA	TXUI	1.188
TRI-CONTINENTAL CO	TY	26.788
TYCO INTERNATIONAI	TYC	3,353.67
TYCO INTL LTD -PRE A	TYC.M	@NA
TORTOISE ENERGY IN	TYG	@NA
TYLER TECHNOLOGIE	TYL	41.928
TS&W CLAYMORE TAX	TYW	@NA
TV AZTECA SA DE CV	TZA	99.502
TRUST CTFS 2001-1 BI	TZE	@NA
TRIZETTO GROUP INC	TZIX	32.488
TRAVELZOO INC	TZOO	0.237
UNIVERSAL TRUCKLO	UACL	@NA
UNITED AUTO GROUP	UAG	50.408
UNITED AMERICAN HE	UAHC	9.406
UNITED AIRLINES INC	UAL1	@NA

UAP HOLDING CORP	UAPH	@NA
UNIVERSAL ACCESS C	UAXSQ	8.053
UNIONBANCAL CORP	UB	67.991
URSTADT BIDDLE PRC	UBA	3.976
UNIBANCO UNIAO DE	UBB	119.218
UNIONBANCORP INC	UBCD	0.55
UNITED BANCORP INC	UBCP	0.606
YOUBET.COM INC	UBET	92.981
UNITED SECURITY BA	UBFO	1.136
U S B HOLDING INC	UBH	4.287
UNITED FINANCIAL CC	UBMT	0.636
UNITED BANCSHARES	UBOH	0.572
UBS AG	UBS	71.091
UNION BANKSHARES (	UBSH	1.933
UNITED BANKSHARES	UBSI	27.142
UCAP INC	UCAP	37.364
UNION CMNTY BANCO	UCBC	1.263
UCBH HOLDINGS INC	UCBH	165.17
UNITED COMMUNITY E	UCBI	7.306
UNITED COMMUNITY F	UCFC	10.283
UICI	UCI	47.855
UNOCAL CORP	UCL	245.645
COMMONWEALTH EDI	UCM1	@NA
UNIVERSAL COMPRES	UCO	21.039
UNITEDGLOBALCOM II	UCOMA	255.665
ULTRA CLEAN HOLDIN	UCTT	@NA
UNITED DEFENSE IND	UDI	62.583
UNITED DOMINION RE	UDR	104.469
US DATAWORKS INC	UDW	64.349
UNIVERSAL ELECTRO	UEIC	7.54
UNIFAB INTERNATION	UFAB	0.435
UNION FINL BANCSHA	UFBS	0.258
UNITED FIRE & CAS C(	UFCS	4.574
UNIFI INC	UFI	42.242
UNITED FINANCIAL MT	UFM	5.101
UNIVERSAL FOREST F	UFPI	15.075
UFP TECHNOLOGIES I	UFPT	0.445
UNITED-GUARDIAN IN(	UG	1.124
UGI CORP	UGI	52.678
UGI UTILITIES INC	UGI1	@NA
ULTRAPAR PARTICIPA	UGP	4.771
AMERCO	UHAL	36.555
UNIVERSAL AMERICAN	UHCO	30.888
UNITED HERITAGE CO	UHCP	1.343
UNIVERSAL HEALTH S	UHS	182.85
UNIVERSAL HEALTH R	UHT	8.205
UNITED INDUSTRIAL C	UIC	11.432
UIL HOLDINGS CORP	UIL	22.767
UNISYS CORP	UIS	362.268
UNILEVER PLC -ADR	UL	51.358
ULTRALIFE BATTERIES	ULBI	37.199

ULTICOM INC	ULCM	24.747
UROLOGIX INC	ULGX	31.427
ULTIMATE ELECTRON	ULTEQ	47.818
ULTIMATE SOFTWARE	ULTI	18.156
UMB FINANCIAL CORP	UMBF	8.565
UTD MICROELECTRON	UMC	1,066.64
ULTRA MOTORCYCLE	UMCC	0.685
MEDIAONE FINANCE T	UMG.PC	@NA
UNITED MOBILE HOME	UMH	2.284
UMPQUA HOLDINGS C	UMPQ	24.071
UNILEVER N V -ADR	UN	160.581
UNOVA INC	UNA	80.365
UNICO AMERICAN COI	UNAM	1.103
UNION BANKSHARES I	UNB	0.449
UNICA CORP-REDH	UNCA	@NA
UNITED BUSINESS ME	UNEWY	1.598
UNIFIRST CORP	UNF	6.014
UNITED NATURAL FOC	UNFI	106.997
UNITEDHEALTH GROU	UNH	920.015
UNIVERSITY BANCORI	UNIB	1.6
UNIZAN FINANCIAL CC	UNIZ	9.077
UNUMPROVIDENT COI	UNM	636.812
UNIMARK GROUP INC	UNMG	0.748
UNION PACIFIC CORP	UNP	264.358
SUPERMERCADOS UN	UNRMY	0.09
UNISOURCE ENERGY	UNS	30.597
TUCSON ELECTRIC PC	UNS1	@NA
UNIT CORP	UNT	57.865
UNITED ONLINE INC	UNTD	590.3
UNITY BANCORP INC	UNTY	1.889
UNILEVER COMBINED	UNUL.CM	@NA
US UNWIRED INC	UNWR	277.046
UNITED OVERSEAS BA	UOVEY	@NA
UBIQUITEL INC	UPCS	98.704
UNITED PANAM FINAN	UPFC	9.125
ULTRA PETROLEUM C	UPL	191.267
UPM-KYMMENE CORP	UPM	14.593
UNITED PARCEL SERV	UPS	630.148
UQM TECHNOLOGIES	UQM	7.548
URBAN OUTFITTERS II	URBN	388.306
UNITED RETAIL GROU	URGI	9.525
UNITED RENTALS INC	URI	105.965
URS CORP	URS	36.515
URANIUM STRATEGIES	URSG	@NA
LIBERTY ALL-STAR EQ	USA	48.084
USA TRUCK INC	USAK	2.381
UNVL STAINLESS & AL	USAP	2.91
U S BANCORP	USB	1,060.01
USA BIOMASS CORP	USBCQ	1.236
UNITED SEC BANCSHA	USBI	1.681
U S ENERGY CORP/W	USEG	7.576

U S ENERGY SYSTEMS	USEY	6.456
USF CORP	USFC	41.623
USG CORP	USG	228.479
U S HOME SYSTEMS II	USHS	3.78
USI HOLDINGS CORP	USIH	30.855
USINTERNETWORKING	USIXQ	2.165
U S LIME & MINERALS	USLM	0.609
US CELLULAR CORP	USM	28.158
USA MOBILITY INC	USMO	20.49
USANA HEALTH SCIEN	USNA	101.293
USN CORP	USNR	0.719
U S PHYSICAL THERAI	USPH	19.084
UNITED SURGICAL PR	USPI	66.151
U S PLASTIC LUMBER	USPL	27.984
US SHIPPING PARTNE	USS	@NA
UST INC	UST	166.193
UNITED STATIONERS	USTR	55.939
USEC INC	USU	71.273
U S RESTAURANT PRO	USV	16.6
US WIRELESS DATA IN	USWE	39.013
UNITED TENN BANKSH	UTBI	0.115
UNIROYAL TECHNOLO	UTCIQ	2.305
UNITED LEISURE COR	UTDL	2.492
ULTRATECH INC	UTEK	97.633
COHEN & STEERS SEL	UTF	@NA
REAVES UTILITY INCO	UTG	@NA
UTILITIES HOLDRS TR	UTH	46.106
UNITED THERAPEUTIC	UTHR	67.45
UNIVERSAL TECHNICA	UTI	6.786
UTI WORLDWIDE INC	UTIW	33.592
UTEK CORP	UTK	1.55
UNITIL CORP	UTL	1.863
UTAH MEDICAL PRODI	UTMD	1.934
UNITRIN INC	UTR	23.93
UNITRONIX CORP	UTRX	0.154
UTSTARCOM INC	UTSI	772.681
UNITED TECHNOLOGII	UTX	572.7
UNITED UTILITIES PLC	UU	4.69
UNIVERSAL SECURITY	UUU	0.978
UNIVISION COMMUNIC	UVN	421.319
UNIVERSAL AUTOMOT	UVSL	5.292
UNIVEST CORP OF PE	UVSP	1.243
UNIVERSAL CORP/VA	UVV	22.217
URALSVYASINFORM J	UVYZY	@NA
NEVADA GOLD & CASI	UWN	12.415
VIVENDI UNIVERSAL S	V	123.249
SAVIA SA DE CV -ADR	VAI	1.832
VAIL BANKS INC	VAIL	1.905
VALSPAR CORP	VAL	33.5
VSI LIQUIDATION COR	VALE	0.041
VALUE LINE INC	VALU	0.792

VAN KAMPEN ADVANT	VAP	1.1
VASO ACTIVE PHARM/	VAPH	3.074
VARIAN MEDICAL SYS	VAR	317.306
VARIAN INC	VARI	52.386
VIASYS HEALTHCARE	VAS	27.96
VASCULAR SOLUTION	VASC	18.527
VASOMEDICAL INC	VASO	36.623
VASTERA INC	VAST	33.062
VERSATA INC	VATA	7.18
DELAWARE INV ARIZ M	VAZ	1.219
VIRBAC CORP	VBAC	2.294
VAN KAMPEN BOND FI	VBF	3.176
VANGUARD SMALL CP	VBR	@NA
VUBOTICS INC	VBTC	0.116
VISTEON CORP	VC	255.931
VIRGINIA COMM BANC	VCBI	4.597
VERI-TEK INTL CORP	VCC	@NA
DELAWARE INV CO IN	VCF	1.546
VALOR COMMUNICATI	VCG	@NA
VALASSIS COMMUNIC	VCI	96.252
VALUECLICK INC	VCLK	261.422
VCAMPUS CORP	VCMP	0.773
VINA CONCHA Y TORC	VCO	1.547
VOTORANTIM CELULC	VCP	49.04
VAN KAMPEN CALIF V	VCV	2.1
VIDEO CITY INC	VDCY	0.468
VAN DER MOOLEN HLI	VDM	34.962
VASCO DATA SEC INT	VDSI	14.598
VEOLIA ENVIRONNEM	VE	3.052
VEECO INSTRUMENTS	VECO	118.236
CORAUTUS GENETICS	VEGF	2.241
VELCRO INDUSTRIES	VELCF	1.12
VENUS EXPLORATION	VENX	0.845
VERTICALNET INC	VERT	50.565
VESTAUR SECURITIES	VES	1.518
VELOCITY EXPRESS C	VEXP	0.127
VF CORP	VFC	109.587
VIRGINIA FINANCIAL G	VFGI	1.291
DELAWARE INV FL INS	VFL	1.099
VAN KAMPEN FL QUAL	VFM	1.416
VOICEFLASH NETWOF	VFNX	3.687
VICON FIBER OPTICS	VFOX	0.654
VANGUARD AIRLINES	VGDAQ	0.019
HARVARD SCIENTIFIC	VGENQ	2.213
VAN KAMPEN TR INVT	VGM	7.418
VECTOR GROUP LTD	VGR	28.455
VISTA GOLD CORP	VGZ	56.505
VALHI INC	VHI	6.29
VIACOM INC -CL B	VIA.B	1,435.54
VIACELL INC	VIAC	@NA
VAN KAMPEN TR INVT	VIC	1.012

VICAL INC	VICL	25.651
VICOR CORP	VICR	16.766
VIDEO DISPLAY CORP	VIDE	3.865
VIE FINANCIAL GROUF	VIFI	0.343
FOOD TECHNOLOGY S	VIFL	4.392
VAN KAMPEN INVT GR	VIG	1.286
VIGNETTE CORP	VIGN	463.506
VICON INDUSTRIES IN	VII	1.365
VICTORIA INDUSTRIES	VIIN	0.025
VAN KAMPEN TR INSD	VIM	2.49
VAN KAMPEN INCOME	VIN	5.918
VION PHARMACEUTIC	VION	160.257
VIMPEL COMMUN OJS	VIP	240.7
VIRCO MANUFACTURI	VIR	1.771
VIRAGE LOGIC CORP	VIRL	31.537
VIISAGE TECHNOLOG	VISGE	39.235
SIGHT RESOURCE CO	VISNQ	3.803
VAN KAMPEN HIGH IN	VIT	6.961
ORTHOVITA INC	VITA	17.512
VITAL SIGNS INC	VITL	6.831
VITRIA TECHNOLOGY	VITR	34.93
VI TECHNOLOGIES IN	VITX	14.508
MERIDIAN BIOSCIENC	VIVO	13.455
VAN KAMPEN ADVANT	VKA	5.447
VAN KAMPEN CALIF M	VKC	0.938
VAN KAMPEN ADVANT	VKI	3.313
VAN KAMPEN SELECT	VKL	1.676
VAN KAMPEN MUN TR	VKQ	8.545
VAN KAMPEN STRATE	VKS	3.529
VAN KAMPEN VALUE M	VKV	6.672
KNIGHTSBRIDGE TANI	VLCCF	40.547
VL DISSOLUTION COR	VLDS	7.61
VALLEY FORGE SCIEN	VLFG	0.913
VALLEY NATIONAL GA	VLG	0.261
VIROLOGIC INC	VLGC	157.804
VILLAGE SUPER MARK	VLGEA	0.367
VALERO LP	VLI	15.98
VOLKSWAGEN AG -AD	VLKAY	@NA
VALLEY BANCORP	VLLY	@NA
VALENCE TECHNOLO	VLNC	70.56
VALERO ENERGY COF	VLO	632.401
VALERA PHARMACEU	VLRX	@NA
VAN KAMPEN HIGH IN	VLT	2.757
VOLTERRA SEMICOND	VLTR	@NA
VALENTIS INC	VLTS	4.369
VALLEY NATIONAL BA	VLY	28.586
VULCAN MATERIALS C	VMC	77.806
VALMONT INDUSTRIES	VMI	11.006
DELAWARE INV MIN M	VMM	1.764
DELAWARE INV MIN M	VMN	0.586
VAN KAMPEN MUN OP	VMO	4.454

VENTANA MEDICAL SY	VMSI	40.834
VAN KAMPEN MUN INC	VMT	7.716
VAN KAMPEN MASS V	VMV	0.697
VINEYARD NATL BANC	VNBC	4.413
V-ONE CORP	VNECQ	7.256
VERNALIS PLC -ADR	VNLS	0.426
VAN KAMPEN NY QUA	VNM	1.206
VORNADO REALTY TR	VNO	90.945
CA NAC TELEFONOS \	VNT	47.475
VIANET TECHNOLOGIE	VNTK	56.781
VNUS MEDICAL TECH	VNUS	@NA
VNU NV -ADR	VNUVY	@NA
VAN KAMPEN NY VALU	VNV	1.09
VIA NET.WORKS INC	VNWI	141.831
VISUAL NETWORKS IN	VNWK	33.482
VENDINGDATA CORP	VNX	1.67
VOCALTEC COMMUNI	VOCL	40.928
VODAFONE GROUP PL	VOD	768.458
VOLT INFO SCIENCES	VOL	5.115
VOLVO AB SWE -ADR	VOLVY	9.986
VAN KAMP AM CAP OH	VOQ	0.81
VAN KAMPEN MUN OP	VOT	3.142
VAN KAMPEN OHIO VA	VOV	0.396
AUDIOVOX CORP -CL	VOXX	30.494
VALPEY-FISHER CORP	VPF	0.405
VIROPHARMA INC	VPHM	77.955
VINTAGE PETROLEUM	VPI	68.88
VAN KAMP AM CAP PA	VPQ	1.535
VERMONT PURE HOLD	VPS	3.7
VAN KAMPEN PA VALU	VPV	0.954
VAN KAMPEN CALIF Q	VQC	2.464
VIRAGEN INC	VRA	209.098
VARCO INTERNATION	VRC	160.001
VERADO HOLDINGS IN	VRDOQ	3.341
VERILINK CORP	VRLK	18.021
VERINT SYSTEMS INC	VRNT	59.682
VERISIGN INC	VRSN	952.142
VERSO TECHNOLOGIE	VRSO	296.14
VERISITY LTD	VRST	58.903
VERTEX AEROSPACE	VRT	@NA
VARTECH SYSTEMS I	VRTK	0.036
VERTEL CORP	VRTL	28.852
VERITAS SOFTWARE (	VRTS	1,913.73
VERTEX PHARMACEU	VRTX	190.739
VERITY INC	VRTY	186.841
VALEANT PHARMACEU	VRX	241.48
VIRYANET LTD	VRYA	8.136
VIASAT INC	VSAT	42.068
VISION-SCIENCES INC	VSCI	4.114
VARIAN SEMICONDUC	VSEA	227.128
VSE CORP	VSEC	0.696

VITA FOOD PRODUCT	VSF	1.824
VASOGEN INC	VSGN	20.981
VISHAY INTERTECHN	VSH	339.708
VIDESH SANCHAR NIG	VSL	15.601
VERSANT CORP	VSNT	16.159
VERSAR INC	VSR	3.478
VISTACARE INC	VSTA	46.898
VERSUS TECHNOLOG	VSTI	7.945
VESTIN GROUP INC	VSTN	2.174
VARSITY GROUP INC	VSTY	12.685
VESTA INSURANCE GI	VTA	36.739
VITAL IMAGES INC	VTAL	38.51
VITECH AMERICA INC	VTCHQ	0.71
VODAVI TECHNOLOGY	VTEK	8.074
VAN KAMPEN TR INVT	VTF	1.657
VANGUARD TOTAL ST	VTI	42.201
VENTIV HEALTH INC	VTIV	31.867
VAN KAMPEN TR INVT	VTJ	1.161
VAN KAMPEN AM CAP	VTN	1.238
VITRAN CORP INC	VTNC	8.813
VITRO SOCIEDAD ANC	VTO	7.381
VAN KAMPEN AM CAP	VTP	1.18
VENTAS INC	VTR	82.843
VERTRUE INC	VTRU	34.415
VERITAS DGC INC	VTS	61.264
VITESSE SEMICONDU	VTSS	1,298.86
VULCAN INTL CORP	VUL	0.104
VECTREN CORP	VVC	48.542
INDIANA GAS CO INC	VVC1	@NA
VIAD CORP	VVI	@NA
VAN KAMPEN AM CAP	VVR	102.637
VALUEVISION MEDIA I	VVTV	37.775
VIVUS INC	VVUS	40.208
V3 SEMICONDUCTOR	VVVIQ	2.315
VIASOURCE COMMUN	VVVVQ	2.225
VIEWPOINT CORP	VWPT	165.681
VANGUARD EXTENDE	VXF	@NA
VAXGEN INC	VXGN	271.117
DELAWARE INV MIN M	VYM	0.535
VYYO INC	VYYO	23.947
VERIZON COMMUNICA	VZ	1,876.71
VERIZON INC/NJ	VZ1	@NA
VERIZON INC/CA	VZ12	@NA
VERIZON INC/FL	VZ13	@NA
VERIZON INC/NORTH	VZ15	@NA
VERIZON SOUTH INC	VZ17	@NA
VERIZON NEW YORK I	VZ18	@NA
VERIZON INC/PA	VZ2	@NA
VERIZON INC/MD	VZ4	@NA
VERIZON INC/VA	VZ5	@NA
VERIZON NEW ENGLA	VZ8	@NA

WABTEC CORP	WAB	40.471
WESTAMERICA BANC(	WABC	25.158
WACOAL CORP -ADR	WACLY	0.082
WALGREEN CO	WAG	831.218
WAINWRIGHT BANK &	WAIN	0.91
WASHINGTON TR BAN	WASH	3.444
WATERS CORP	WAT	217.573
WATERFORD WEDGW	WATFZ	1.742
WAVE SYSTEMS CORI	WAVX	412.271
WAYNE SAVINGS BAN	WAYN	1.899
WACHOVIA CORP	WB	787.622
WASHINGTON BANKIN	WBCO	1.002
WIMM-BILL-DANN -AD	WBD	14.004
WESTPAC BANKING C	WBK	1.474
WESTBANK CORP	WBKC	1.067
WACCAMAW BANKSH/	WBNK	0.127
WYNDHAM INTERNATI	WBR	470.61
WEBSTER FINANCIAL	WBS	40.909
WEBSENSE INC	WBSN	157.796
WEBVAN GROUP INC	WBVNQ	15.465
WELLCHOICE INC	WC	46.96
WCA WASTE CORP	WCAA	@NA
WEST COAST BANCOI	WCBO	6.12
WESCO INTL INC	WCC	6.24
WEBSTER CITY FED B	WCFB	0.241
WELLCARE HEALTH P	WCG	@NA
WCI COMMUNITIES IN(	WCI	79.712
WASTE CONNECTION!	WCN	106.724
WORLDCOM INC-CON!	WCOM.CM	@NA
WESTCON GROUP INC	WCON	@NA
WESCAST INDUSTRIE!	WCST	0.276
WESTERN DIGITAL CC	WDC	1,070.27
WD-40 CO	WDFC	19.551
WOODHEAD INDUSTR	WDHD	4.808
WADDELL&REED FINL	WDR	91.223
WESTERN ASSET PRE	WEA	5.965
WEBMETHODS INC	WEBM	260.142
WEBCO INDUSTRIES I	WEBO	1.326
WEB PRESS CORP	WEBP	0.017
WEBEX COMMUNICAT	WEBX	305.841
WISCONSIN ENERGY (	WEC	109.464
WISCONSIN ELECTRIC	WEC2	@NA
WHITE ELECTRONIC D	WEDC	57.696
WESTAIM CORP	WEDX	8.309
WEBFINANCIAL CORP	WEFN	0.413
WELLS FINANCIAL CO	WEFP	0.531
WESTCOAST HOSPITA	WEH	2.61
BOOTS&COOTS/INTL \	WEL	479.929
WENDY'S INTERNATIC	WEN	277.924
WERNER ENTERPRISE	WERN	138.984
WESTCORP	WES	25.11

WINLAND ELECTRONI	WEX	3.486
WEYCO GROUP INC	WEYS	2.779
WOORI FINANCE HLD	WF	0.085
WELLS FARGO & CO	WFC	1,186.68
WESTFIELD FINANCIA	WFD	3.122
WOMEN FIRST HEALTI	WFHCQ	68.561
WIRELESS FACILITIES	WFII	141.545
WHOLE FOODS MARK	WFMI	232.375
MEMC ELECTRONIC M	WFR	145.421
WFS FINANCIAL INC	WFSI	11.611
WASHINGTON FED IN	WFSL	82.102
WEATHERFORD INTL I	WFT	347.143
WI-FI TV INC	WFTV	12.262
WILLBROS GROUP IN	WG	23.574
WELLS-GARDNER ELE	WGA	5.291
WANNIGAN CAPITAL C	WGAN	0.198
WORLDGATE COMMUI	WGAT	53.924
WILLOW GROVE BAN	WGBC	10.729
WASHINGTON GROUP	WGII	35.672
WGL HOLDINGS INC	WGL	39.843
WASHINGTON GAS LI	WGL1	@NA
WGNB CORP	WGNB	0.371
WEGENER CORP	WGNR	10.179
WINNEBAGO INDUSTR	WGO	140.87
WOODWARD GOVERN	WGOV	7.722
WESTERN GAS RESO	WGR	115.422
WATCHGUARD TECH	WGRD	99.091
WHITE HOUSE INC-RE	WHBK	@NA
WHEREHOUSE ENTMT	WHENQ	@NA
WESTWOOD HOLDING	WHG	2.346
W HOLDING CO INC	WHI	152.324
W-H ENERGY SERVICE	WHQ	36.351
WHIRLPOOL CORP	WHR	173.104
WORLD HEART CORP	WHRT	0.621
WHEATON RIVER MIN	WHT	666.457
WHX CORP	WHXCQ	4.862
WESTERN ASSET CLA	WIA	@NA
WILSHIRE BANCORP I	WIBC	13.383
WISCONSIN GAS CO	WIC1	@NA
WIDECOM GROUP INC	WIDE	0.211
WICKES INC	WIKSQ	5.508
G WILLI-FOOD INTL LT	WILCF	0.567
WINMARK CORP	WINA	0.511
WIND RIVER SYSTEMS	WIND	118.671
WINCROFT INC	WINN	0.121
WORLDSPACE INC -RE	WINR	@NA
SM&A CORP	WINS	39.98
ENCORE WIRE CORP	WIRE	9.496
WIPRO LTD -ADR	WIT	58.291
WITNESS SYSTEMS IN	WITS	28.73
WESTERN ASSET/CLY	WIW	@NA

WJ COMMUNICATIONS	WJCI	43.776
WILMINGTON TRUST C	WL	44.473
WESTMORELAND COA	WLB	4.432
WELLCO ENTERPRISE	WLC	0.167
WORLD AIR HOLDINGS	WLDA	24.271
WILLIS LEASE FINANC	WLFC	1.746
WESTLAKE CHEMICAL	WLK	@NA
WATERLINK INC	WLKNQ	16.657
WHITING PETROLEUM	WLL	14.167
WELLMAN INC	WLM	54.216
WELLPOINT INC	WLP	348.281
WELLPOINT INC-PRO I	WLP.R	@NA
WILLIAM LYON HOMES	WLS	8.293
WILSONS LEATHER E>	WLSN	35.052
WALTER INDUSTRIES	WLT	34.89
WOLVERINE TUBE INC	WLV	8.604
WASHINGTON MUTUA	WM	1,015.60
WASHINGTON MUTUA	WM1	@NA
WEST MARINE INC	WMAR	49.425
WILLIAMS COS INC	WMB	1,160.19
NORTHWEST PIPELINI	WMB2	@NA
WMC RESOURCES LTI	WMC	1.716
WARNER MUSIC GROU	WMG	@NA
WRIGHT MEDICAL GR	WMGI	59.975
WIRELESS HOLDRS TI	WMH	5.253
WASTE MANAGEMENT	WMI	454.44
WEIS MARKETS INC	WMK	5.125
WMS INDUSTRIES INC	WMS	66.317
WILLIAMS INDUSTRIES	WMSI	1.02
WAL-MART STORES	WMT	2,102.92
WINMAX TRADING GR	WMTG	29.113
WABASH NATIONAL C	WNC	71.522
WINN-DIXIE STORES II	WNDXQ	251.168
WEIDER NUTRITION IN	WNI	3.131
WINMILL & CO INC -CI	WNMLA	0.996
WILSHIRE ENTERPRIS	WOC	1.318
GREAT WOLF RESORT	WOLF	@NA
NETWOLVES CORP	WOLV	24.316
WESTWOOD ONE INC	WON	167.48
WOODFOREST FINAN	WOOD	@NA
VCA ANTECH INC	WOOF	104.872
WORTHINGTON INDUS	WOR	108.699
WOLSELEY PLC -ADR	WOS	0.957
W P CAREY & CO LLC	WPC	9.343
WPCS INTERNATIONA	WPCS	1.219
WATSON PHARMACEU	WPI	313.04
WELLS FARGO CAPITA	WPK	@NA
STEWART (W P) & CO	WPL	14.384
WASHINGTON POST -	WPO	3.644
WAUSAU-MOSINEE PA	WPP	27.851
WPP GROUP PLC -AD	WPPGY	34.686

WPS RESOURCES CO	WPS	39.673
WISCONSIN PUBLIC SI	WPS1	@NA
WHEELING PITTSBUR(	WPSC	6.04
WPT ENTERPRISES IN	WPTE	@NA
WQN INC	WQNI	4.764
WESTAR ENERGY INC	WR	91.402
KANSAS GAS & ELECT	WR1	@NA
WASHINGTON REIT	WRE	21.451
WARREN RESOURCES	WRES	@NA
WEINGARTEN REALTY	WRI	46.163
WORLD ACCEPTANCE	WRLD	24.766
TELULAR CORP	WRLS	10.423
WARNACO GROUP IN(	WRNC	103.723
WORONOCO BANCOR	WRO	0.382
WELLSFORD REAL PP	WRP	1.705
WINDROSE MEDICAL F	WRS	6.924
WEIRTON STEEL COR	WRTLQ	35.129
WORLDSPAN TECHNC	WS	@NA
WASHINGTON SVGS B	WSB	3.04
WESTERN SIERRA BAI	WSBA	2.937
WESBANCO INC	WSBC	5.89
WESCO FINANCIAL CC	WSC	0.447
WATERSIDE CAPITAL	WSCC	0.307
WSI INDUSTRIES INC	WSCI	2.378
WELLS FARGO CAPIT/	WSF	@NA
WSFS FINANCIAL COR	WSFS	12.697
WILLIS GROUP HOLDII	WSH	219.504
WASTE SERVICES INC	WSII	6.915
WILLIAMS-SONOMA IN	WSM	323.072
WATSCO INC	WSO	18.118
WESTPOINT STEVENS	WSPTQ	77.031
WEBSIDESTORY INC	WSSI	@NA
WEST PHARMACEUTI(	WST	11.061
WEST CORP	WSTC	43.846
WESTERN STANDARD	WSTD	0.726
WESTAFF INC	WSTF	0.656
WESTELL TECH INC -(	WSTL	217.858
WORKSTREAM INC	WSTM	19.124
WEST BANCORPORAT	WTBA	4.162
WINTRUST FINANCIAL	WTFC	24.952
W&T OFFSHORE INC	WTI	@NA
WOLTERS KLUWER N\	WTKWY	@NA
WHITE MTNS INS GRO	WTM	2.673
WHITNEY HOLDING C(	WTNY	22.042
AQUA AMERICA INC	WTR	57.318
WATERS INSTRUMENT	WTRS	1.198
WATTS WATER TECHN	WTS	17.306
WET SEAL INC -CL A	WTSLA	105.066
WIRELESS TELECOM (	WTT	7.612
WESTERN TRANSITIOI	WTTN	0.016
WILLIAMS COAL SEAM	WTU	14.175

WEIGHT WATCHERS II	WTW	160.15
WESTERN SILVER COI	WTZ	29.878
WAVECOM SA -ADR	WVCM	13.376
WVS FINANCIAL CORF	WVFC	0.239
WILLAMETTE VALLEY	WVVI	0.593
WATSON WYATT & CO	WW	25.805
WESTERN WIRELESS	WWCA	268.69
WORLD WRESTLING E	WWE	6.205
WASTE INDUSTRIES U	WWIN	3.3
WHITEWING ENVIRON	WWLI	5.799
WESTERN WATER CO	WWTR	5.506
WARWICK VALLEY TEI	WWVYE	1.912
WOLVERINE WORLD V	WWW	67.604
WRIGLEY (WM) JR CO	WWY	129.889
WINSTON HOTELS INC	WXH	17.292
WAXMAN INDUSTRIES	WXMN	0.313
WRIGHT EXPRESS CO	WXS	@NA
WEYERHAEUSER CO	WY	283.263
WEYERHAEUSER CO-I	WY.F	@NA
WYETH	WYE	1,319.41
WYNN RESORTS LTD	WYNN	75.507
UNITED STATES STEE	X	482.806
AMERICAN MUN INCOI	XAA	1.347
ADVANTAGE ADVISOR	XAMSX	@NA
XATA CORP	XATA	0.698
XCYTE THERAPIES IN	XCYT	@NA
CIMAREX ENERGY CO	XEC	44.192
AXEDA SYSTEMS INC	XEDAC	52.126
XCEL ENERGY INC	XEL	377.99
NORTHERN STATES P	XEL1	@NA
NORTHERN STATES P	XEL2	@NA
XETA TECHNOLOGIES	XETA	3.521
XENOGEN CORP	XGEN	@NA
EXIDE TECHNOLOGIE	XIDE	71.919
QIAO XING UNVERSAL	XING	145.95
EXPRESSJET HOLDIN	XJT	106.66
XL CAPITAL LTD	XL	245.827
XCELERA INC	XLACF	51.734
SECTOR SPDR (MATEI	XLB	117.038
SECTOR SPDR (SBI IN	XLE	106.371
SECTOR SPDR (SBI IN	XLF	546.249
RYDEX ETF TR-RUSSE	XLG	@NA
SECTOR SPDR (SBI IN	XLI	82.76
SECTOR SPDR (SBI IN	XLK	174.97
XILINX INC	XLNX	2,270.13
SECTOR SPDR (SBI C	XLP	54.88
EXCEL TECHNOLOGY	XLTC	7.164
SECTOR SPDR (SBI IN	XLU	143.836
SECTOR SPDR (HEAL	XLV	35.61
SECTOR SPDR (CONS	XLY	50.965
XM SATELLITE RADIO	XMSR	1,358.22

XENONICS HOLDINGS	XNN	@NA
XENOPORT INC-REDH	XNPT	@NA
XANSER CORP	XNR	8.054
XENOVA GROUP PLC	XNVA	36.128
EXXON MOBIL CORP	XOM	2,914.29
XOMA LTD	XOMA	278.553
IXOS SOFTWARE AG	XOSYY	0.534
MORGAN STANLEY PF	XPITX	@NA
US XPRESS ENTP INC	XPRSA	4.931
LECG CORP	XPRT	10.948
DENTSPLY INTERNATI	XRAY	115.835
X-RITE INC	XRIT	12.306
XERIUM TECHNOLOGI	XRM	@NA
XYRATEX LTD	XRTX	@NA
XEROX CORP	XRX	1,301.98
XEROX CREDIT CORP	XRX1	@NA
ING SENIOR INCOME F	XSIAX	@NA
SELIGMAN NEW TECH	XSTFX	@NA
CROSSTEX ENERGY L	XTEX	10.997
EXTENDED SYSTEMS	XTND	10.03
XTO ENERGY INC	XTO	483.052
CROSSTEX ENERGY II	XTXI	@NA
ARVIDA JMB PARTNEF	XXAAU	0
IXIA	XXIA	28.047
XYBERNAUT CORP	XYBRE	1,178.07
ALLEGHANY CORP	Y	2.217
YAK COMMUNICATION	YAKCE	4.256
YARDVILLE NATIONAL	YANB	6.267
YADKIN VALLEY BANK	YAVY	2.02
YOUNG BROADCASTIN	YBTVA	17.676
YANKEE CANDLE CO I	YCC	76.6
YDI WIRELESS INC	YDIW	3.285
YOUNG INNOVATIONS	YDNT	4.453
YELLOW ROADWAY C	YELL	210.022
YAHOO INC	YHOO	6,184.97
YIFAN COMMUNICATIC	YIFN	1.844
YM BIOSCIENCES INC	YMI	@NA
YOCREAM INTERNATI	YOCM	1.33
YORK WATER CO	YORW	1.774
YPF SOCIEDAD ANONI	YPF	2.201
YORK INTERNATIONAI	YRK	68.228
U-STORE-IT TRUST	YSI	@NA
YUM BRANDS INC	YUM	320.847
US REALTY PARTNERS	YYLRA	0.003
YANZHOU COAL MININ	YZC	2.474
ZANETT INC	ZANE	0.641
ZAPATA CORP	ZAP	18.514
ZEBRA TECHNOLOGIE	ZBRA	185.817
ZIEGLER CO INC	ZCOI	0.187
IMPRESO INC	ZCOM	0.988
OLYMPIC STEEL INC	ZEUS	4.228

ZWEIG FUND	ZF	45.569
ZYMOGENETICS INC	ZGEN	20.743
ZHONE TECHNOLOGIE	ZHNE	19.092
ZI CORP	ZICA	20.404
ZENIX INCOME FD INC	ZIF	8.26
ZYGO CORP	ZIGO	30.645
ZILA INCORPORATED	ZILA	27.556
ZILOG INC	ZILG	14.615
ZIONS BANCORPORAT	ZION	126.533
ZIPREALTY INC	ZIPR	@NA
ZIX CORP	ZIXI	57.581
ZARLINK SEMICONDU	ZL	27.926
ZALE CORP	ZLC	133.207
ZOOLINK CORP	ZLNK	53.475
ZIMMER HOLDINGS IN	ZMH	395.601
ZINDART LTD -ADR	ZNDT	5.733
CYBERNET INTERNET	ZNET	0.234
CHINA SOUTHN AIRLS	ZNH	3.028
ZENITH NATIONAL INS	ZNT	23.432
ZOLL MEDICAL CORP	ZOLL	29.565
ZOLTEK COS INC	ZOLT	7.932
ZOMAX INC/MN	ZOMX	37.175
ZONAGEN INC	ZONA	9.529
ZONES INC	ZONS	4.941
ZOOM TECHNOLOGIES	ZOOM	7.253
GADZOOX NETWORKS	ZOOXQ	2.27
QUIKSILVER INC	ZQK	320.325
ZORAN CORP	ZRAN	324.529
Z-SEVEN FUND INC	ZSEV	0.366
ZWEIG TOTAL RETURN	ZTR	56.068
ZTEST ELECTRONICS	ZTSTF	0.01
ZUMIEZ INC	ZUMZ	@NA
ZEVEX INTERNATIONA	ZVXI	1.298
FINANCIAL SEC ASSUI	ZZZ1	@NA
CENTRUE FINANCIAL (	TRUE	1.868

Company N	Ticker Sym	Country of Incorporation
1-800 CON	CTAC	0
1-800-FLO	FLWS	0
1838 BD-D	BDF	0
1MAGE SC	3ISOL	0
1ST CENT	3FCEN	0
1ST CONS	FCCY	0
1ST INDEI	FIFG	0
1ST NET T	3FNTT	0
1ST SOUR	SRCE	0
1ST STATI	FSBC	0
2002 TARC	TTR.1	0
21ST CEN	TCHC	0
21ST CEN	TW	0
21ST CEN	TFCY	0
24/7 REAL	TFSM	0
2ND SWIN	SSG	0
3CI COMP	3TCCC	0
3COM COI	COMS	0
3D SYSTE	TDSC	0
3DFX INTE	TDFXQ	0
3DO CO	THDOQ	0
3M CO	MMM	0
3SI HOLDI	3TSIH	0
40/86 STR	CFD	0
4KIDS EN	KDE	0
4NET SOF	3FNSI	0
51JOB INC	JOBS	@NA
7-ELEVEN	SE	0
724 SOLU	SVNX	9
800 TRAVI	IFLYQ	0
8X8 INC	EGHT	0
99 CENTS	NDN	0
A B WATLI	3ABWG	0
A CONSUL	TACX	0
A D A M IN	ADAM	0
A NOVO B	ANVB	0
A S V INC	ASVI	0
A.C. MOOI	ACMR	0
AAIPHARM	AAII	0
AAMES IN	AIC	0
AAMPRO (	3AAPOE	0
AAON INC	AAON	0
AAR CORI	AIR	0
AARON RE	RNT	0
AASTROM	ASTM	0
AAVID THI	0364B	0
AB HOLDII	3ABHG	0
ABATIX C(	ABIX	0
ABAXIS IN	ABAX	0

ABB LTD ·	ABB	89
ABBEY NA	ANB.PC	31
ABBOTT L	ABT	0
ABC BANC	ABCB	0
ABER DIAI	ABER	9
ABERCRO	ANF	0
ABERDEE	FAX	0
ABERDEE	IAF	0
ABERDEE	FCO	0
ABGENIX I	ABGX	0
ABIGAIL A	AANB	0
ABINGTON	ABBC	0
ABIOMED	ABMD	0
ABITIBI CC	ABY	9
ABLE ENE	ABLE	0
ABLE LAB	ABRX	0
ABLEAUC	AAC	0
ABLEST IN	AIH	0
ABM INDU	ABM	0
ABN AMRC	ABN	68
ABRAMS I	ABRI	0
ABRAXAS	ABP	0
ABSA GRC	ABSWY	85
ABSOLUTI	ABWS	0
ABX AIR IN	ABXA	0
ACACIA RI	ACTG	0
ACACIA RI	CBMX	0
ACACIA RI	ACRI.CM	0
ACADIA PI	ACAD	0
ACADIA RI	AKR	0
ACAMBIS	ACAM	31
ACCELR8	AXK	0
ACCELRY	ACCL	0
ACCENT C	AXNT	0
ACCENTIA	ABPI	0
ACCENTU	ACN	18
ACCEPTA	AICIQ	0
ACCERIS	3ACRS	0
ACCESS A	AABC	0
ACCESS II	AIX	0
ACCESS F	AKC	0
ACCESS V	3AWWC	0
ACCESSIT	ACTY	0
ACCESSP	ASAP	0
ACCLAIM I	AKLMQ	0
ACCPAC II	3ACPC.1	0
ACCREDIT	LEND	0
ACCREDC	ACDO	0
ACCRUE S	ACRUQ	0
ACCUFAC	3APES	0
ACCUPOL	3ACUP	0

ACCURIDE	ACW	0
ACE AVIA	ACEBF	9
ACE CASH	AACE	0
ACE COMI	ACEC	0
ACE LTD	ACE	23
ACETO CO	ACET	0
ACF INDU	0536B	0
ACG HOLI	9891B	0
ACI TELEC	ACIT	0
ACIES CO	3ACIE	0
ACM GVT	AOF	0
ACM INCO	ACG	0
ACM MAN	ADF	0
ACM MAN	AMF	0
ACM MUN	AMU	0
ACMAT CO	ACMTA	0
ACME COI	ACME	0
ACME INT	9827B	0
ACME ME	AMIIQ	0
ACME UNI	ACU	0
ACNB COI	3ACNB	0
ACORDA T	ACRD	0
ACORN HO	AVCC	0
ACR GROI	3ACRG	0
ACS-TECH	ACSEF	49
ACT MANU	ACTMQ	0
ACT TELE	ACTT	0
ACTEL CO	ACTL	0
ACTERNA	3ACTRQ	0
ACTION PI	ATN	0
ACTION PI	APII	0
ACTIONVII	3AVWI	0
ACTIVANT	9693B	0
ACTIVCAR	ACTI	0
ACTIVE LI	ACVE	0
ACTIVE NI	ACTN.1	0
ACTIVE PO	ACPW	0
ACTIVEWO	3AWLD	0
ACTIVISIO	ATVI	0
ACTRADE	ACRTQ	0
ACTUANT	ATU	0
ACTUATE	ACTU	0
ACUITY BI	AYI	0
ACURA PH	3ACUR	0
ACUSPHE	ACUS	0
ACXIOM C	ACXM	0
ADA-ES IN	ADES	0
ADAL GRO	3ADGR	0
ADAMS EX	ADX	0
ADAMS GO	3ADGO	0
ADAMS LA	ARXT	0

ADAMS RE	AE		0
ADAPTEC	ADPT		0
ADB SYST	3ADBYF		9
ADC TELE	ADCTD		0
ADDISON-	3ADDI		0
ADDVANT.	AEY		0
ADE CORI	ADEX		0
ADECCO S	ADO		89
ADELPHIA	ADELQ		0
ADEPT TE	3ADEO		0
ADESA IN(	KAR		0
ADEZA BI(	ADZA		0
ADHEREX	ADH		9
ADM TROI	3ADMT		0
ADMINIST.	ASF		0
ADOBE SY	ADBE		0
ADOLOR (	ADLR		0
ADSERO (	3ADSO		0
ADSTAR II	ADST		0
ADTRAN II	ADTN		0
ADV NEUF	ANSI		0
ADV SEMI	ASX		90
ADVANCE	AEA		0
ADVANCE	AAP		0
ADVANCE	3ADTI		0
ADVANCE	0211B		0
ADVANCE	AATI		0
ADVANCE	3ABAT		0
ADVANCE	ADIC		0
ADVANCE	AEISE		0
ADVANCE	3AENG		0
ADVANCE	AERTA		0
ADVANCE	3AIDO		0
ADVANCE	AVM		0
ADVANCE	MKTS		0
ADVANCE	ADMG		0
ADVANCE	AVO		0
ADVANCE	AMD		0
ADVANCE	3ANII		0
ADVANCE	3ADOT		0
ADVANCE	3AOXY		0
ADVANCE	API		0
ADVANCE	APTI		0
ADVANCE	ARYC		0
ADVANCE	3AVDIE		0
ADVANCE	3ADVR		0
ADVANCIS	AVNC		0
ADVANST.	0147B		0
ADVANTA	ADVNB		0
ADVANTA(	XAMSX	@NA	
ADVANTE:	ATE		52

ADVENT C	AVK	@NA	
ADVENT S	ADVS		0
ADVENT/C	LCM	@NA	
ADVENTR	ANX		0
ADVERTIS	ADCM		0
ADVISORY	ABCO		0
ADVO INC	AD		0
ADVOCAT	3AVCA		0
AEGIS CO	3AGIS		0
AEGON N\	AEG		68
AEHR TES	AEHR		0
AEOLUS P	3AOLS		0
AEP GENE	AEP10		0
AEP INDU	AEPI		0
AEP TEXA	AEP11		0
AEP TEXA	CSR4		0
AERO SYS	AERS		0
AEROCEN	ACY		0
AEROFLE	ARXX		0
AEROGEN	AEGN		0
AEROPOS	ARO		0
AEROSON	AIM		0
AEROVOX	ARVXQ		0
AES CORP	AES		0
AESP INC	3AESPE		0
AETERNA	AEZS		9
AETHER S	AETH		0
AETHLON	3AEMD		0
AETNA IN(	AET		0
AETRIUM	ATRM		0
AEW REAL	RIF	@NA	
AFC ENTE	AFCE		0
AFFILIATE	ACS		0
AFFILIATE	AMG		0
AFFINITY (	9810B		0
AFFINITY	3AFFI		0
AFFIRMAT	AFFM		0
AFFORDA	ARC		0
AFFYMETI	AFFX		0
AFLAC IN(	AFL		0
AFP IMAG	3AFPC		0
AFP PROV	PVD		22
AFTERMA	ATAC		0
AGCO CO	AG		0
AGERE SY	AGR.B		0
AGILE SO	AGIL		0
AGILENT T	A		0
AGILYSYS	AGYS		0
AGL RESC	ATG		0
AGNICO E	AEM		9
AGREE RE	ADC		0

AGRIUM IN	AGU		9
AGWAY IN	1900B		0
AHPC HOL	GLOV		0
AIM SELEC	RRE	@NA	
AIMGLOBA	AIMG		9
AIMSI TEC	AIMT		0
AIR FRANC	AKH		35
AIR LIQUIE	AIQUY		35
AIR METH	AIRM		0
AIR PROD	APD		0
AIR T INC	AIRT		0
AIRGAS IN	ARG		0
AIRNET C	ANCC		0
AIRNET S	ANS		0
AIRSPAN I	AIRN		0
AIRTRAN I	AAI		0
AIRTRAX I	3AITX		0
AIRXCEL I	0146B		0
AIXTRON	AIXG		36
AK STEEL	AKS		0
AKAMAI TI	AKAM		0
AKI HOLDI	9872B		0
AKORN IN	AKN		0
AKRION IN	AKRI		0
AKSYS LT	AKSY		0
AKZO NOE	AKZOY		68
ALABAMA	EGN1		0
ALABAMA	ALAB		0
ALABAMA	SO1		0
ALADDIN I	ALDN		49
ALAMO GI	ALG		0
ALAMOGC	3ALMG		0
ALAMOSA	APCS		0
ALANCO T	ALAN		0
ALASKA A	ALK		0
ALASKA A	ALK1		0
ALASKA C	ALSK		0
ALASKA P	3AKPB		0
ALBANY IN	AIN		0
ALBANY M	AMRI		0
ALBEMAR	ALB		0
ALBEMAR	AFBK		0
ALBERTO-	ACV		0
ALBERTSC	ABS		0
ALCAN INC	AL		9
ALCATEL	ALA		35
ALCOA INC	AA		0
ALCON INC	ACL		89
ALDERWC	AWGI		0
ALDILA INC	ALDA		0
ALERIS IN	ARS		0

ALERIS IN	ARS.P	0
ALEXANDI	ALEX	0
ALEXANDI	ALX	0
ALEXANDI	ARE	0
ALEXION I	ALXN	0
ALFA COR	ALFA	0
ALFA INTE	3TYBR	0
ALFACELL	ACEL	0
ALGOMA S	0236B	9
ALGORX F	AGRX	0
ALIBRIS IN	ALBR	0
ALICO INC	ALCO	0
ALIGN TE(	ALGN	0
ALKERME	ALKS	0
ALL AMER	SEMI	0
ALL AMER	3AASP	0
ALL AMER	3AATTZ	0
ALL STATI	3ATPTZ	0
ALLBRITT(	3609B	0
ALLEGHAI	Y	0
ALLEGHEI	AYE	0
ALLEGHEI	AYE5	0
ALLEGHEI	AYE4	0
ALLEGHEI	ATI	0
ALLEN OR	AORGB	0
ALLERGAI	AGN	0
ALLERGY	3ALRG	0
ALLETE IN	ALE	0
ALLIANCE	AMO	0
ALLIANCE	AACB	9
ALLIANCE	ABVA	0
ALLIANCE	AKP	0
ALLIANCE	AC	0
ALLIANCE	ADS	0
ALLIANCE	3ADTR	0
ALLIANCE	AFOP	0
ALLIANCE	ALNC	0
ALLIANCE	AGI	0
ALLIANCE	AIQ	0
ALLIANCE	0145B	0
ALLIANCE	AFB	0
ALLIANCE	AYN	0
ALLIANCE	3ALLP	0
ALLIANCE	ARLP	0
ALLIANCE	ALSC	0
ALLIANCE	AWG	0
ALLIANCE	AWF	0
ALLIANT E	LNT	0
ALLIANT T	ATK	0
ALLIANZ A	AZ	36
ALLIED CA	ALD	0

ALLIED DE	ADG	0
ALLIED DC	AED	31
ALLIED HE	AHCI	0
ALLIED HE	AHPI	0
ALLIED HC	AHI	0
ALLIED IRI	AIB	48
ALLIED MC	AMOT	0
ALLIED W/	AW	0
ALLIN COF	3ALLN	0
ALLION HE	ALLI	0
ALLIS-CH/	ALY	0
ALLMERIC	AFC	0
ALLMERIC	ALM	0
ALLOS TH	ALTH	0
ALLOU HE	ALUHQ	0
ALLOY INC	ALOY	0
ALLOY ST	AYSI	0
ALLSCRIP	MDRX	0
ALLSTATE	ALL	0
ALLSTATE	9626A	0
ALLTEL C(	AT	0
ALLTEL PE	AT2	0
ALMOST F	AFAM	0
ALNYLAM	ALNY	0
ALPHA NA	ANR	0
ALPHA PR	APT	0
ALPHA TE	ATGI	0
ALPHA WI	3AWBI	0
ALPHARM	ALO	0
ALPHASM.	ALSM	0
ALPHATR/	3APTD	0
ALPINE GI	3APNI	0
ALR TECH	3ALRT	0
ALSTOM -	ALSGY	35
ALTAIR N/	ALTI	9
ALTANA A	AAA	36
ALTEON IN	ALT	0
ALTERA C	ALTR	0
ALTERNA	3ARGY	0
ALTERNA	ALTM	0
ALTERRA	ATHCQ	0
ALTEX INI	3ALTX	0
ALTIGEN (	ATGN	0
ALTIRIS IN	ATRS	0
ALTO PAL	APSA	12
ALTRIA GI	MO	0
ALUMINA I	AWC	14
ALUMINUN	ACH	11
ALVARION	ALVR	49
AM-CH INC	3AMHN	0
AMANDA (	AMNA	0

AMARILLC	3AMAR	0
AMARIN C	AMRN	31
AMAZON.(	AMZN	0
AMB FINA	3AMFC	0
AMB PROI	AMB	0
AMBAC FI	ABK	0
AMBASE (	3ABCP	0
AMBASSA	EPAX	0
AMBASSA	AMIE	0
AMBER RE	3AMBE	0
AMBIENT (	3ABTG	0
AMCAST I	AICOQ	0
AMCOL IN	ACO	0
AMCON D	DIT	0
AMCOR L	AMCR	14
AMCORE I	AMFI	0
AMDL INC	ADL	0
AMDOCS I	DOX	31
AMEDIA N	3AANI	0
AMEDISYS	AMED	0
AMEGY B	ABNK	0
AMEN PR(	AMEN	0
AMER BUS	ABFIQ	0
AMER INS	AII	0
AMER INS	AIA	0
AMER INT	AIPN	0
AMER ISR	AIP	49
AMER ITA	PLB	0
AMER STF	BSP	0
AMERADA	AHC	0
AMERALIA	3AALA	0
AMERCO	UHAL	0
AMEREN (	AEE	0
AMERENE	AEE2	0
AMERIAN	ASBI	0
AMERICA	APRO	0
AMERICA	ATAXZ	0
AMERICA	AMX	64
AMERICA	AOLA	0
AMERICA	ASGR	0
AMERICA	AWA	0
AMERICA'	CRMT	0
AMERICAN	AATK	0
AMERICAN	0456B	0
AMERICAN	AMR1	0
AMERICAN	3AAMI	0
AMERICAN	3AAMC	0
AMERICAN	AXL	0
AMERICAN	AMBK	0
AMERICAN	3ABNTQ	0
AMERICAN	ABL	0

AMERICAN	ABMC	0
AMERICAN	3ABHH	0
AMERICAN	ACC	0
AMERICAN	ACAS	0
AMERICAN	0457B	0
AMERICAN	AMCE	0
AMERICAN	ACBA	0
AMERICAN	3AACS	0
AMERICAN	APO	0
AMERICAN	2388B	0
AMERICAN	ADPI	0
AMERICAN	ECOL	0
AMERICAN	3AEDU	0
AMERICAN	AEP	0
AMERICAN	AEL	0
AMERICAN	AXP	0
AMERICAN	AXP1	0
AMERICAN	2551A	0
AMERICAN	9769B	0
AMERICAN	AFG	0
AMERICAN	AFR	0
AMERICAN	AGC1	0
AMERICAN	AGC2	0
AMERICAN	AM	0
AMERICAN	3AMHI	0
AMERICAN	AMHC	0
AMERICAN	AHM	0
AMERICAN	3AHOM	0
AMERICAN	AHMS	0
AMERICAN	3AMHR	0
AMERICAN	MRF	0
AMERICAN	AMIC	0
AMERICAN	AIG	0
AMERICAN	3AMIN	0
AMERICAN	ANL	0
AMERICAN	0152B	0
AMERICAN	3AMLH	0
AMERICAN	ALGIE	0
AMERICAN	AMJ	0
AMERICAN	0539B	0
AMERICAN	AMAC	0
AMERICAN	AMMD	0
AMERICAN	3ADLI	0
AMERICAN	AMC	0
AMERICAN	XAA	0
AMERICAN	3ANML.	0
AMERICAN	CXT	0
AMERICAN	ANAT	0
AMERICAN	AMNB	0
AMERICAN	3ANUCE	0
AMERICAN	AMPB	0

AMERICAN	APFC	0
AMERICAN	3AMPE	0
AMERICAN	APPX	0
AMERICAN	ACAP	0
AMERICAN	AMPH	0
AMERICAN	0151B	0
AMERICAN	APCC	0
AMERICAN	ACP	0
AMERICAN	ARP	0
AMERICAN	8297B	0
AMERICAN	ACR	0
AMERICAN	AMRB	0
AMERICAN	ARL	0
AMERICAN	ASI	18
AMERICAN	ASEI	0
AMERICAN	3ARSC	0
AMERICAN	SLA	0
AMERICAN	AMS	0
AMERICAN	3AESK	0
AMERICAN	AMSWA	0
AMERICAN	3SOYL	0
AMERICAN	AQQ	0
AMERICAN	ASD	0
AMERICAN	AWR	0
AMERICAN	AMRS	0
AMERICAN	AMST	0
AMERICAN	AMSC	0
AMERICAN	AMK	0
AMERICAN	3ATEG	0
AMERICAN	ATCO	0
AMERICAN	0129B	0
AMERICAN	AMT	0
AMERICAN	AUGB	0
AMERICAN	AVD	0
AMERICAN	AVCSE	0
AMERICAN	3BETM	0
AMERICAN	AMW	0
AMERICAN	AMWD	0
AMERICAN	3APBI	0
AMERICAN	AWBC	0
AMERICAF	AMIT	0
AMERICAS	APPN	0
AMERICHO	AMCH	0
AMERICRE	ACF	0
AMERIGAS	APU	0
AMERIGOI	ARGN	0
AMERIGRO	AGP	0
AMERIKIN	3AKGI	0
AMERIRES	3AMRE	0
AMERISEF	ASRV	0
AMERISOU	ABC	0

AMERISTA	ASCA	0
AMERITRA	AMTD	0
AMERITRA	AMTC	0
AMERITYF	3AMTY	0
AMERIVES	AMV	0
AMERN EA	AEOS	0
AMERN ST	ASP	0
AMERN ST	CSP	0
AMERON I	AMN	0
AMERUS (	AMH	0
AMES DEF	AMESQ	0
AMES NAT	ATLO	0
AMETEK II	AME	0
AMEXDRU	3AXRX	0
AMF BOW	AMBWQ	0
AMGEN IN	AMGN	0
AMICAS IN	AMCS	0
AMIS HOL	AMIS	0
AMISTAR (	AMTA	0
AMKOR TE	AMKR	0
AML COMI	3AMLJ	0
AMLI RESI	AML	0
AMN HEAL	AHS	0
AMNET M(	AMNT	0
AMPAL AM	AMPL	0
AMPCO-PI	AP	0
AMPEX C(	3AEXCA	0
AMPHAST	AMPR	0
AMPHENC	APH	0
AMPLIDYN	3AMPD	0
AMR CORI	AMR	0
AMREIT	AMY	0
AMREP C(	AXR	0
AMS HEAL	AMM	0
AMSCAN H	9974B	0
AMSOUTH	ASO	0
AMSTAR F	AMAF	0
AMSURG (	AMSG	0
AMTECH S	ASYS	0
AMTROL II	9726B	0
AMVESCA	AVZ	31
AMX CORI	AMXC	0
AMYLIN PI	AMLN	0
ANACOMF	ANCPA	0
ANADARK	APC	0
ANADIGIC	ANAD	0
ANADYS F	ANDS	0
ANALEX C	NLX	0
ANALOG D	ADI	0
ANALOGIC	ALOG	0
ANALYSTS	ANLY	0

ANALYTIC	ANLT	0
ANAREN II	ANEN	0
ANC RENT	ANCJQ	0
ANCHOR E	ABCW	0
ANCHOR (	AGCC	0
ANCHOR F	APUX	0
ANDERSO	ANDE	0
ANDREA E	3ANDR	0
ANDREW (	ANDW	0
ANDRX CC	ADRX	0
ANDRX CC	ANDX.CM	0
ANGEION	ANGN	0
ANGELCIT	3AGCI	0
ANGELICA	AGL	0
ANGIODYN	ANGO	0
ANGIOTEC	ANPI	9
ANGLO AM	AAUK	31
ANGLO SV	3ASWRF	9
ANGLOGC	AU	85
ANHEUSE	BUD	0
ANIKA THE	ANIK	0
ANIMAL CI	ANML	0
ANIMAS C	PUMP	0
ANIXTER I	AXE	0
ANNALY M	NLY	0
ANNAPOL	ANNB	0
ANNTAYL(	ANN	0
ANNUITY /	3ANNRF	18
ANOORAQ	ANO	9
ANR PIPEI	4267A	0
ANSCOTT	3ASCT	0
ANSELL L	ANSL	14
ANSOFT C	ANST	0
ANSWERT	ANSR	0
ANSYS IN(	ANSS	0
ANTARES	AIS	0
ANTEON II	ANT	0
ANTEX BI(	ANXB	0
ANTHONY	SWIM	0
ANTHRAC	AHR	0
ANTIGENI	AGEN	0
ANTS SOF	3ANTS	0
ANVIL HOI	9688B	0
ANWORTH	ANH	0
AON CORI	AOC	0
AP PHARM	APPA	0
APA ENTE	APAT	0
APAC CUS	APAC	0
APACHE C	APA	0
APARTME	AIV	0
APCO ARC	APAGF	23

APEX MUN	APX		0
APEX SILV	SIL		23
APHTON C	APHT		0
APO HEAL	3APOA		0
APOGEE E	APOG		0
APOGEE T	ATA		0
APOLLO G	AGT		9
APOLLO G	APOL		0
APOLLO IN	AINV	@NA	
APOLLO R	3AOOR		0
APPALACI	AEP1		0
APPLE CO	AAPL		0
APPLEBEE	APPB		0
APPLERA	ABI		0
APPLERA	CRA		0
APPLERA	ABI.CM		0
APPLETON	0209B		0
APPLIANC	3ARCI		0
APPLICA I	APN		0
APPLIED D	ADSX		0
APPLIED E	AETCQ		0
APPLIED F	AFCO		0
APPLIED I	AICX		0
APPLIED I	AIT		0
APPLIED I	AINN		0
APPLIED M	AMAT		0
APPLIED M	3AMDI		0
APPLIED M	AMCC		0
APPLIED M	APMC		0
APPLIED M	3APNS		0
APPLIED S	APSG		0
APPLIEDT	3ATHYQ		0
APPLIX IN	APLX		0
APRIA HE	AHG		0
APROPOS	APRS		0
APT SATE	ATS		18
APTARGR	ATR		0
APTIMUS I	APTM		0
APW LTD	3APWLQ		18
AQUA AME	WTR		0
AQUA DYN	3AQDYE		0
AQUACEL	AQA		0
AQUANTIV	AQNT		0
AQUAPRO	AQRO		0
AQUATIC	AQCI		0
AQUILA IN	ILA		0
AQUIS CO	AQIS		0
ARABIAN	ARSD		0
ARACRUZ	ARA		20
ARADIGM	ARDM		0
ARADYME	3ADYE		0

ARAMARK	RMK		0
ARBINET-T	ARBX		0
ARBITRON	ARB		0
ARBOR RE	ABR		0
ARC WIRE	3ARCS		0
ARCADIA I	3ACDI		0
ARCADIS I	ARCAF		68
ARCH CAP	ACGL		18
ARCH CHE	ARJ		0
ARCH COA	ACI		0
ARCHER-D	ADM		0
ARCHIBAL	9862B		0
ARCHIPEL	AX		0
ARCHON (	3ARHN		0
ARCHSTO	ASN		0
ARCSOFT	ARCT		0
ARCTIC CA	ACAT		0
ARDEN GP	ARDNA		0
ARDEN RE	ARI		0
ARDENT C	ARDTQ		0
AREL COM	ARLC		49
ARENA PH	ARNA		0
ARENA RE	ARD		0
ARES CAP	ARCC	@NA	
ARETE INI	3ARET		0
ARGAN IN	3AGAX		0
ARGO-TEC	0140B		0
ARGON ST	STST		0
ARGONAU	AGII		0
ARGONAU	AGNT		0
ARGOSY (	AGY		0
ARI NETW	3ARIS		0
ARIAD PH	ARIA		0
ARIBA INC	ARBA		0
ARISTOTL	ARTL		0
ARIZONA I	AZL		0
ARIZONA I	PNW1		0
ARK REST	ARKR		0
ARKANSA	ABFS		0
ARLINGTC	HOST		0
ARLINGTC	ATB		18
ARM HOLD	ARMHY		31
ARMANIN(	ARMF		0
ARMOR H(	AH		0
ARMSTRC	3ACKHQ		0
AROTECH	ARTX		0
ARQULE II	ARQL		0
ARRAY BI(	ARRY		0
ARRHYTH	HRT		0
ARRIS GR	ARRS		0
ARROW E	ARW		0

ARROW F	AROW	0
ARROW IN	ARRO	0
ARROWHE	ARWR	0
ART TECH	ARTG	0
ARTEMIS	3AMSI	0
ARTESIAN	ARTNA	0
ARTESYN	ATSN	0
ARTHROC	ARTC	0
ARTHUR J	AJG	0
ARTIFICIA	ALIF	0
ARTISOFT	3ASFT	0
ARTISTDIF	3ARTDE	0
ARTS WA	ARTW	0
ARVIDA JN	XXAAU	0
ARVINMEF	ARM	0
AS DAMPS	TRMD	26
ASA BERM	ASA	85
ASA INTEF	ASAL	0
ASANTE T	ASNT	0
ASAT HOL	ASTT	23
ASB FINAN	ASBP	0
ASB HOLD	3ASBH	0
ASBURY A	ABG	0
ASCENDA	3ASDS	0
ASCENTIA	ASCL	0
ASCONI C	ACD	0
ASE TEST	ASTSF	84
ASHFORD	AHT	0
ASHLAND	ASH	0
ASHLIN DE	3ASHD	0
ASHWORT	ASHW	0
ASIA FIBE	3AFBRE	0
ASIA PACI	APB	0
ASIA PACI	3AWRCF	18
ASIA PAYM	3APYM	0
ASIA SATE	SAT	18
ASIA TIGE	GRR	0
ASIA-PACI	APQCF	9
ASIAINFO	ASIA	0
ASK JEEV	ASKJ	0
ASM INTEI	ASMI	68
ASML HOL	ASML	68
ASPECT C	ASPT	0
ASPECT M	ASPM	0
ASPEN EX	3ASPN	0
ASPEN GF	ASRPF	9
ASPEN INS	AHL	18
ASPEN TE	AZPN	0
ASPENBIC	3APNB	0
ASPREVA	ASPV	9
ASSET AC	AACC	0

ASSOCIAT	ASBC	0
ASSOCIAT	AEC	0
ASSURAN	AIZ	0
ASSURE E	3ASURF	9
ASSURED	AGO	18
ASTA FUN	ASFI	0
ASTEA INT	ATEA	0
ASTEC INI	ASTE	0
ASTORIA I	AF	0
ASTRALIS	3ASTR	0
ASTRAZEI	AZN	31
ASTREX IN	ASXI	0
ASTRO-MI	ALOT	0
ASTRONIC	ATRO	0
ASTROPO	APWRQ	0
ASYST TE	ASYT	0
AT ROAD I	ARDI	0
AT&T COR	T	0
ATA HOLD	ATAHQ	0
ATARI INC	ATAR	0
ATC HEAL	AHN	0
ATCHISON	AHNCQ	0
ATG INC.	ATGCQ	0
ATHEROG	AGIX	0
ATHEROS	ATHR	0
ATHEY PR	3ATPCQ	0
ATI TECHN	ATYT	9
ATLANTIC	AAME	0
ATLANTIC	ATBC	0
ATLANTIC	ATE1	0
ATLANTIC	ACFC	0
ATLANTIC	ALFC	0
ATLANTIC	3ASNI	0
ATLANTIC	ANK	0
ATLANTIS	ATPL	0
ATLAS AIR	AAWWV	0
ATLAS AM	ATLS	0
ATLAS CO	ATLCY	88
ATLAS MIN	ATMR	0
ATLAS PA	APCFY	14
ATLAS PIP	APL	0
ATLAS RE	ALSI	0
ATMEL CO	ATML	0
ATMI INC	ATMI	0
ATMOS EN	ATO	0
ATMOSPH	3AGWT	0
ATP OIL &	ATPG	0
ATRION C	ATRI	0
ATRIUM C	9957B	0
ATS MEDI	ATSI	0
ATSI COM	3ATSX	0

ATTUNITY	ATTU	49
ATWOOD	ATW	0
ATX COM	COMMQ	0
AU OPTRC	AUO	90
AUBURN N	AUBN	0
AUDIBLE I	ADBL	0
AUDIOCOI	AUDC	49
AUDIOVO	VOXX	0
AUGUST T	AUGT	0
AULT INC	AULT	0
AURA SYS	3AURA	0
AURIZON	AZK	9
AURORA (	3ARXG	0
AUSPEX S	ASPXQ	0
AUSTIN CI	3ACKO	0
AUSTRAL	AEN	9
AUSTRALI	ANZ	14
AUSTRALI	3AUAPE	0
AUSTRALI	3AOGC	0
AUSTRALI	3AUCAF	9
AUSTRIA F	3ATAFZ	0
AUTHENTI	ADAT	0
AUTO DAT	ADNW	0
AUTO GR/	AUGR	0
AUTOBYTI	ABTLE	0
AUTODES	ADSK	0
AUTOIMMI	AIMM	0
AUTOINFC	3AUTO	0
AUTOLIV I	ALV	0
AUTOMAT	ADP	0
AUTONAT	AN	0
AUTONOM	AUTNY	31
AUTOZON	AZO	0
AUXILIUM	AUXL	0
AVADO BF	AVDO	0
AVALON C	CITY	0
AVALON D	AVDS	0
AVALON E	3AVLN	0
AVALON H	AWX	0
AVALONB/	AVB	0
AVANEX C	AVNX	0
AVANI INT	3AVIT	0
AVANIR PI	AVN	0
AVANT IMI	AVAN	0
AVATAR H	AVTR	0
AVATECH	3AVSO	0
AVAX TEC	3AVXTE	0
AVAYA IN(	AV	0
AVENUE E	3PIXG	0
AVERY DE	AVY	0
AVERY SP	AVST	0

AVI BIOPH	AVII		0
AVIALL IN(	AVL		0
AVIATION	AVGE		0
AVIATION	0359B		0
AVICI SYS	AVCI		0
AVID TECH	AVID		0
AVIGEN IN	AVGN		0
AVINO SIL	3ASGMF		9
AVISTA C(	AVA		0
AVISTAR (	AVSR		0
AVITAR IN	AVR		0
AVIX TECH	AVIX		0
AVNET IN(	AVT		0
AVOCA IN	AVOA		0
AVOCENT	AVCT		0
AVON PR(	AVP		0
AVX CORP	AVX		0
AWARE IN	AWRE		0
AXA -ADR	AXA		35
AXCAN PH	AXCA		9
AXCELIS T	ACLS		0
AXCESS IN	3AXSI		0
AXEDA SY	XEDAC		0
AXESSTEI	AFT		0
AXIA GRO	3AXAI		0
AXIS CAPI	AXS		18
AXM PHAR	AXJ		0
AXONYX I	AXYX		0
AXS-ONE	AXO		0
AXSYS TE	AXYS		0
AXT INC	AXTI		0
AXTIVE C(	3AXTC		0
AZCO MIN	AZMN		0
AZTAR CC	AZR		0
AZZ INC	AZZ		0
B & H OCE	BHO		61
B&G FOOI	BGF		0
B&G FOOI	9844B		0
B-FAST C(	BFTC		0
B2B INTEF	BHH		0
BAC CAPI	BAC.PW	@NA	
BAC CAPI	BAC.PV	@NA	
BAC CAPI	BAC.PX	@NA	
BAC CAPI	BAC.PU	@NA	
BACK YAR	BYBI		0
BACKWEB	BWEB		49
BADGER M	BMI		0
BADGER F	BPMI		0
BAIRNCO	BZ		0
BAKER (M	BKR		0
BAKER HU	BHI		0

BAKERS F	BKRS	0
BALCHEM	BCP	0
BALDOR E	BEZ	0
BALDWIN	BWINB	0
BALDWIN	BLD	0
BALL COR	BLL	0
BALLANTY	BTN	0
BALLARD	BLDP	9
BALLISTIC	3BRSI	0
BALLY TO	BFT	0
BALSAM V	3BLSVE	0
BALTIMOF	CEG1	0
BALTIMOF	BALTY	31
BAM ENTE	BFUN	0
BANC COF	TBNC	0
BANCFIRS	BANF	0
BANCINSU	BCIS	0
BANCO BI	BBV	86
BANCO BI	BB	22
BANCO BF	BBD	20
BANCO DE	BCH	22
BANCO IT	ITU	20
BANCO LA	BLX	74
BANCO SA	STD	86
BANCO SA	SAN	22
BANCOLO	CIB	24
BANCORP	TBBK	0
BANCORP	BARI	0
BANCORP	BXS	0
BANCROF	BCV	0
BANCSHA	BOFL	0
BANCTEC	0485B	0
BANCTRU	BTFG	0
BANDAG I	BDG	0
BANGOR I	EMA1.	0
BANK HOL	TBHS	0
BANK KY I	3BKYF	0
BANK MAI	BMRC	0
BANK MUT	BKMU	0
BANK OF A	BAC	0
BANK OF (	BOCH	0
BANK OF (	GRAN	0
BANK OF I	BOH	0
BANK OF I	IRE	48
BANK OF I	BOMK	0
BANK OF I	BK	0
BANK OF (	BKOR	0
BANK OF T	OZRK	0
BANK OF \	BKWW	0
BANK SOU	BKSC	0
BANKATLA	BBX	0

BANKFINA	BFIN		0
BANKRATI	RATE		0
BANKUNIT	BKUNA		0
BANNER C	BANR		0
BANRO CO	BAA	@NA	
BANTA CO	BN		0
BAR HARE	BHB		0
BARBEQU	BBQZ		14
BARCLAYS	BCS		31
BARD (C.F	BCR		0
BARNES &	BKS		0
BARNES C	B		0
BARNWEL	BRN		0
BARR PHA	BRL		0
BARRETT	BBSI		0
BARRICK	ABX		9
BARRIER	BTRX		0
BARRISTE	BRTR		0
BARRY (R	3RGBC		0
BASF AG	BF		36
BASIC EAI	3BSIC		0
BASSETT	BSET		0
BATTERY	BTIOQ		9
BAUSCH &	BOL		0
BAXTER IN	BAX		0
BAY RESC	3BYRE		0
BAY VIEW	BVC		0
BAYCORP	MWH		0
BAYER AG	BAY		36
BAYERISC	HVMGY		36
BAYLAKE	3BYLK		0
BAYOU ST	BYUA		0
BB&T COF	BBT		0
BBMF COI	3BBMF		0
BBVA BAN	BFR		12
BCE INC	BCE		9
BCSB BAN	BCSB		0
BE AEROS	BEAV		0
BE INC	BEOSZ		0
BE SEMIC	BESI		68
BEA SYST	BEAS		0
BEACON F	BCON		0
BEACON F	BECN		0
BEAR ISLA	0240B		0
BEAR STE	BSC		0
BEARD CO	3BRCO		0
BEARINGF	BE		0
BEASLEY	BBGI		0
BEAZER H	BZH		0
BEBE STO	BEBE		0
BECKMAN	BEC		0

BECTON D	BDX		0
BED BATH	BBBY		0
BEDFORD	BED		0
BEI TECHI	BEIQ		0
BEL FUSE	BELFB		0
BELDEN &	9703B		0
BELDEN C	BDC		0
BELDEN C	BDC.P		0
BELK INC	9702B		0
BELL CAN	BCE1		9
BELL CAN	BCICF		9
BELL INDU	BI		0
BELL MICI	BELM		0
BELLSOU	BLS		0
BELMONT	BLMT		0
BELO COI	BLC		0
BEMA GOI	BGO		9
BEMIS CO	BMS		0
BENCHMA	3BMBN		0
BENCHMA	BHE		0
BENETTOI	BNG		50
BENIHANA	BNHNA		0
BENJAMIN	BFBC		0
BENNETT	BEL		9
BENTHOS	BTHS		0
BENTLEY	3BLYC		0
BENTLEY	BNT		0
BERGSTR	3BEMC		0
BERKELE	BKLYY		31
BERKLEY	BER		0
BERKSHIF	BERK		0
BERKSHIF	BRK.A		0
BERKSHIF	BHL		0
BERRY PE	BRY		0
BEST BUY	BBY		0
BESTNET	3BESC		0
BESTWAY	BSTW		0
BEVERLY	BEV		0
BEVERLY	BHBC		0
BEVERLY	BHWW		0
BEVSYSTI	BEVI		0
BEXIL COI	BXL		0
BEYOND.C	BYNDQ		0
BF ENTER	BFEN		0
BFC FINAI	BFCF		0
BG GROUI	BRG		31
BGE CAPI	BGE.PB	@NA	
BGF INDU	0157B		0
BGI INC	BGII		0
BHIT INC	3VHTI		0
BHP BILLI	BHP		14

BHP BILLI	BBL	31
BIACORE	BCOR	88
BICO INC	3BIKOE	0
BIG 5 COR	9687B	0
BIG 5 SPO	BGFVE	0
BIG DOG I	BDOG	0
BIG LOTS	BLI	0
BIG ROCK	BRBMF	9
BILL BARF	BBG	0
BIMINI MO	BMM	0
BINDVIEW	BVEW	0
BINGO.CC	3BNGOF	0
BIO IMAGI	BITI	0
BIO LOK IN	3BLLI	0
BIO REFEI	BRLI	0
BIO-KEY II	3BKYI	0
BIO-LOGIC	BLSC	0
BIO-ONE C	BICO	0
BIO-RAD L	BIO	0
BIOANALY	BASI	0
BIOCORAI	3BCRAE	0
BIOCRYST	BCRX	0
BIODELIVE	BDSI	0
BIOENVISI	BIVN	0
BIOFIELD	3BZETE	0
BIOGEN ID	BIIB	0
BIOGEN ID	BIIB.P	0
BIOJECT N	BJCT	0
BIOLASE T	BLTIE	0
BIOLIFE S	3BLFS	0
BIOMARIN	BMRN	0
BIOMED R	BMR	0
BIOMERIC	3BMRA	0
BIOMET IN	BMET	0
BIOMETRI	3BTOOE	0
BIOMIRA I	BIOM	9
BIONUMEI	BNPI	0
BIOPHAN	3BIPH	0
BIOPROGI	BPRG	31
BIOPURE	BPUR	0
BIOSANTE	BPA	0
BIOSCRIP	BIOS	0
BIOSITE IN	BSTE	0
BIOSOURC	BIOI	0
BIOSPECII	BSTC	0
BIOSPHEF	BSMD	0
BIOTECH I	BBH	0
BIOTELEM	BTLGF	54
BIOTIME II	BTX	0
BIOTRANS	BTRNQ	0
BIOVAIL C	BVF	9

BIOVERIS	BIOV		0
BIRCH MC	BMD	@NA	
BIRNER D	BDMS		0
BISYS GR	BSG		0
BITSTREA	BITS		0
BIW LTD	BIW		0
BJ SERVIC	BJS		0
BJ'S REST	BJRI		0
BJ'S WHO	BJ		0
BKF CAPI	BKF		0
BLACK & [	BDK		0
BLACK BC	BBOX		0
BLACK HIL	BKH		0
BLACK HIL	BKH1		0
BLACK MC	3BMMUF		9
BLACKBAU	BLKB		0
BLACKBO/	BBBB		0
BLACKRO	BAT		0
BLACKRO	BCT		0
BLACKRO	BCK	@NA	
BLACKRO	BFC		0
BLACKRO	RAA		0
BLACKRO	BCL	@NA	
BLACKRO	BFZ		0
BLACKRO	BJZ		0
BLACKRO	BZA	@NA	
BLACKRO	BHK		0
BLACKRO	BDV	@NA	
BLACKRO	BAF	@NA	
BLACKRO	BBF		0
BLACKRO	BIE	@NA	
BLACKRO	BRF		0
BLACKRO	RFA		0
BLACKRO	BFO	@NA	
BLACKRO	BGR	@NA	
BLACKRO	BGT	@NA	
BLACKRO	BME	@NA	
BLACKRO	HIS		0
BLACKRO	BHY		0
BLACKRO	BLK		0
BLACKRO	BNA		0
BLACKRO	BKT		0
BLACKRO	BRM		0
BLACKRO	BYM	@NA	
BLACKRO	BMT		0
BLACKRO	BQT		0
BLACKRO	BKN		0
BLACKRO	BLW	@NA	
BLACKRO	BZM	@NA	
BLACKRO	BKK	@NA	
BLACKRO	BFK		0

BLACKRO	BMN		0
BLACKRO	BPK		0
BLACKRO	BLE	@NA	
BLACKRO	BBK	@NA	
BLACKRO	BLN		0
BLACKRO	RNJ		0
BLACKRO	BNJ		0
BLACKRO	BLJ	@NA	
BLACKRO	BSE	@NA	
BLACKRO	RNY		0
BLACKRO	BFY	@NA	
BLACKRO	BNY		0
BLACKRO	BLH		0
BLACKRO	BQH	@NA	
BLACKRO	BPS		0
BLACKRO	BPP	@NA	
BLACKRO	BHD	@NA	
BLACKRO	BDT	@NA	
BLACKRO	BSD		0
BLACKRO	3BROKZ		0
BLACKRO	BHV	@NA	
BLAIR COI	BL		0
BLDRS DE	ADRD.	@NA	
BLDRS EM	ADRE.	@NA	
BLDRS EU	ADRU.	@NA	
BLDRS INI	ADRA	@NA	
BLOCK H (	HRB		0
BLOCKBU	BBI		0
BLONDER	BDR		0
BLOUNT II	BLT		0
BLUE CHIF	BLU		0
BLUE COA	BCSI		0
BLUE DOL	BDCO		0
BLUE INDU	3BLII		0
BLUE MAF	BLUE		0
BLUE NILE	NILE		0
BLUE RID(	3BREY		0
BLUE RID(	3BLRGZ		0
BLUE RIVE	BRBI		0
BLUE SQU	BSI		49
BLUEBOO	3BBKH		0
BLUEFLY I	BFLY		0
BLUEGRE	BXG		0
BLUELINX	BXC		0
BLUEPHO	BPHX		49
BLUESTAF	3BLSH		0
BLYTH INC	BTH		0
BMC INDU	BMMI		0
BMC SOFT	BMC		0
BNC BANC	BNCN		0
BNCCORP	BNCC		0

BNP PARII	BNPZY		35
BNP RESII	BNP		0
BNS HOLD	3BNSIA		0
BNY CAPI	BK.PF	@NA	
BOARDWA	BORD		0
BOARDWA	BOWFF		9
BOB EVAN	BOBE		0
BOC GROI	BOX		31
BODISEN	3BBOI		0
BODY ART	0382B		0
BOE FINL	BSXT		0
BOEING C	0122B		0
BOEING C	BA		0
BOFI HOLI	BOFI		0
BOGEN C(	BOGN		0
BOIS D AF	BDE		0
BOISE CA	BCC		0
BOK FINAI	BOKF		0
BOLT TEC	BTJ		0
BOMBAY (	BBA		0
BON-TON	BONT		0
BONE CAF	BCII		0
BONSO EI	BNSO		13
BOOKHAM	BKHM		0
BOOKS-A-	BAMM		0
BOOTH CF	9870B		0
BOOTS GF	BOOYY		31
BOOTS&C	WEL		0
BORDEN (	9441B		0
BORDERS	BGP		0
BORGWAF	BWA		0
BORLAND	BORL		0
BOS BETT	BOSC		49
BOSS HOI	3BSHI		0
BOSTON A	BOSA		0
BOSTON E	SAM		0
BOSTON (	BCGI		0
BOSTON E	BSE1		0
BOSTON (	EFU3		0
BOSTON L	BLSI		0
BOSTON F	BPFH		0
BOSTON F	BXP		0
BOSTON F	3BRAI		0
BOSTON S	BSX		0
BOTTOML	EPAY		0
BOULDER	BIF		0
BOULDER	BTF		0
BOUNDLE	BDLSQ		0
BOVIE ME	BVX		0
BOWATER	BOW		0
BOWATER	BOW1.		9

BOWL AMI	BWL.A	0
BOWLIN T	3BWTL	0
BOWNE &	BNE	0
BOYD GAI	BYD	0
BOYDS CC	FOB	0
BOYKIN LC	BOY	0
BOYSTOY	3GRLZ	0
BP PLC -A	BP	31
BP PRUDH	BPT	0
BPC HOLD	0158B	0
BPK RESC	3BPKRE	0
BPP LIQUI	3BPPNZ	0
BRADLEY	BDY	0
BRADY CC	BRC	0
BRAINTEC	3BRHI	0
BRAND SE	0550B	0
BRANDMA	BMKS	0
BRANDPA	3BPTR	0
BRANDYW	BDN	0
BRANTLE\	BBDCE	0
BRASCAN	BNN	9
BRASIL TE	BRP	20
BRASIL TE	BTM	20
BRASKEM	BAK	20
BRAVO FC	3BRVO	0
BRAZAUR	BZOFF	9
BRAZIL FA	3BOBS	0
BRAZIL FU	BZF	0
BRAZILIAN	BZL	0
BRE PROF	BRE	0
BREAKAW	BWAY	0
BREAKWA	3BWLRF	9
BREK ENE	BREK	40
BRESLER	3BRER	0
BRIAZZ IN	BRZZQ	0
BRIDGE B	3BDGE	0
BRIDGE C	BBNK	0
BRIDGE S	OCNB	0
BRIDGE TI	BRDG	0
BRIDGFOI	BRID	0
BRIGGS &	BGG	0
BRIGHAM	BEXP	0
BRIGHT H	BFAM	0
BRIGHTM/	BRML	0
BRIGHTPC	CELL	0
BRIGHTST	BSTA	0
BRIGHTST	3BTSR	0
BRILLIAN	BRLC	0
BRILLIANC	CBA	18
BRILLIANT	3BDEI	0
BRINKER	EAT	0

BRINKS C	BCO	0
BRISTOL \	BRW	0
BRISTOL-I	BMY	0
BRITESMI	BSML	0
BRITISH A	BAB	31
BRITISH A	BTI	31
BRITISH E	BGYNY	31
BRITISH S	BSY	31
BRITTON (	BKBK	0
BROADBA	BDH	0
BROADCA	3BCST	0
BROADCC	BRCM	0
BROADLE	3BDLFE	0
BROADVIE	3BDVM	0
BROADVIS	BVSN	0
BROADW/	BYFC	0
BROADWI	BWNG	0
BROCADE	BRCD	0
BRONX VE	3BRXVF	9
BROOKE (	BXX	0
BROOKFIE	BHS	0
BROOKFIE	BPO	9
BROOKLIN	BRKL	0
BROOKLIN	BRKL.P	0
BROOKLY	3BCAK	0
BROOKLY	BFSB	0
BROOKS /	BRKS	0
BROOKST	BKST	0
BROOKTR	BRKT	0
BROWN &	BRO	0
BROWN J(	0409B	0
BROWN S	BWS	0
BROWN-F	BF.B	0
BRT REAL	BRT	0
BRUKER E	BRKR	0
BRUNSWI	BRB	0
BRUNSWI	BC	0
BRUSH EN	BW	0
BRYN MA\	BMTC	0
BSB BANC	BSBN	0
BSD MEDI	3BSDM	0
BSD SOFT	3BSDS	0
BSI2000 IN	3BSIO	0
BSQUARE	BSQR	0
BT GROUP	BT	31
BTU INTEF	BTUI	0
BUCA INC	BUCAE	0
BUCKEYE	BPL	0
BUCKEYE	BKI	0
BUCKLE IN	BKE	0
BUCYRUS	BUCY	0

BUDGET (	BDGPA		0
BUDGETH	3BUDH		0
BUFFALO	BWLD		0
BUFFETS	0419B		0
BUHRMAN	BUH		68
BUILD-A-B	BBW		0
BUILDERS	BLDR		0
BUILDING	9438B		0
BUILDING	BMHC		0
BULL RUN	BULL		0
BUNGE LT	BG		18
BUNZL PL	BNL		31
BURKE MI	3BMLS		0
BURLINGT	BCF		0
BURLINGT	BNI1		0
BURLINGT	BNI		0
BURLINGT	BR		0
BURNHAM	BURCA		0
BUSINESS	BOBJ		35
BUTLER IN	BUTLE		0
BUTLER N	3BUKS		0
BUY.COM	BUYY		0
BVR SYST	3BVRSF		49
BWC FINA	BWCF		0
C H ROBIN	CHRW		0
C&D TECH	CHP		0
C&F FINAN	CFFI		0
C-COR INC	CCBL		0
CA NAC TI	VNT		96
CABCO TF	PFH	@NA	
CABELAS	CAB		0
CABELTEL	GBR		0
CABG MEI	CABG		0
CABLE & \	CWP		31
CABLETEL	CCMTF		9
CABLEVIS	CVC		0
CABOT CC	CBT		0
CABOT MI	CCMP		0
CABOT OI	COG		0
CACHE IN	CACH		0
CACI INTL	CAI		0
CADBURY	CSG		31
CADENCE	CDN		0
CADENCE	3CDNR		0
CADIZ INC	3CDZI		0
CADMUS (	CDMS		0
CADUS CC	3KDUS		0
CAE INC	CGT		9
CAESARS	CZR		0
CAGLE'S I	CGL.A		0
CAL DIVE	CDIS		0

CAL-BAY I	3CBYI		0
CAL-MAIN	CALM		0
CALA COF	CCAA		0
CALAMOS	CLMS		0
CALAMOS	CHY	@NA	
CALAMOS	CHI	@NA	
CALAMOS	CSQ	@NA	
CALAMP C	CAMP		0
CALAVO G	CVGW		0
CALBATE(	3CLBEE		0
CALCASIE	CKX		0
CALGON (	CCC		0
CALI HOLI	3CALI		0
CALIBER I	CLBRQ		0
CALICO C	CLIC		0
CALIF FIR	CFNB		0
CALIFORN	CALC		0
CALIFORN	CAEN		0
CALIFORN	CAMD		0
CALIFORN	CPKI		0
CALIFORN	CWT		0
CALIPER I	CALP		0
CALL NOW	3CLNWE		0
CALL-NET	3CNEZF		9
CALLAWA	ELY		0
CALLIDUS	CALD		0
CALLISTO	KAL		0
CALLON P	CPE		0
CALLOWA	CLWY		0
CALLWAV	CALL		0
CALPINE (	CPN		0
CALTON II	3CTON		0
CALYPSO	CLYW		0
CALYPTE	HIV		0
CAM COM	CADA		0
CAMBEX (	3CBEX		0
CAMBIOR	CBJ		9
CAMBR AI	CATG		31
CAMBREX	CBM		0
CAMBRID(	OLED		0
CAMBRID(	CNGG		0
CAMBRID(	3CAMH		0
CAMBRID(	3CDGD		0
CAMCO FI	CAFI		0
CAMDEN I	CAC		0
CAMDEN I	CPT.P		0
CAMDEN I	CPT		0
CAMECO (	CCJ		9
CAMELOT	3CMEG		0
CAMERA I	3CPFR		0
CAMINOS(	3CMSF		0

CAMPBEL	3CBLRF		9
CAMPBEL	CPB		0
CAMTEK L	CAMT		49
CANADA L	CLU		9
CANADA S	CSPLF		9
CANADIAN	CNI		9
CANADIAN	CNQ		9
CANADIAN	CP		9
CANADIAN	SNG		9
CANAL CA	3COWP		0
CANALASI	3CVVLF		9
CANARC F	3CRCUF		9
CANARGC	CNR		0
CANCERV	CNVX		0
CANDELA	CLZR		0
CANDIE'S	CAND		0
CANDLEW	CNDL		0
CANNON E	CEXP		0
CANNOND	BIKEQ		0
CANO PET	CFW		0
CANON IN	CAJ		52
CANTEL M	CMN		0
CANTERB	CITI		0
CANTERB	ECP		0
CANWEST	CWG		9
CANYON F	CAU		0
CAP ROCK	RKE		0
CAPCO EN	3CGYNE		0
CAPE SYS	3CYSG		0
CAPITAL &	CII	@NA	
CAPITAL A	CAA		0
CAPITAL A	CARS		0
CAPITAL E	CBKN		0
CAPITAL E	3CBEV		0
CAPITAL C	CCBG		0
CAPITAL C	CCOWD		0
CAPITAL C	CAPX		0
CAPITAL C	3CGLD		0
CAPITAL L	LSE		0
CAPITAL L	TCL		0
CAPITAL C	COF		0
CAPITAL F	CPHJ		0
CAPITAL F	CPI		0
CAPITAL S	CSU		0
CAPITAL S	CSWC		0
CAPITAL T	CTGI		0
CAPITAL T	CT		0
CAPITALS	CSE		0
CAPITOL E	CBC		0
CAPITOL F	CFFN		0
CAPRIUS I	3CAPS		0

CAPSOUR	3CPSO	0
CAPSTEAI	CMO	0
CAPSTON	CPST	0
CAPTARIS	CAPA	0
CAPTIVA S	CPTV	0
CARACO F	CPD	0
CARAUST.	CSAR	0
CARBO CE	CRR	0
CARDERC	CDY	9
CARDIAC	DFIB	0
CARDIMA	CRDM	0
CARDINAL	CFNL	0
CARDINAL	CAH	0
CARDIOD	CDIC	0
CARDIOGI	3CGCP	0
CARDIOMI	CRME	9
CARDIOTE	CTE	0
CARDIOV/	3CVBT	0
CARDTRO	0506B	0
CAREADV	3CADV	0
CAREER E	CECO	0
CAREMAR	CMX	0
CARESIDE	CASI	0
CARIBBEA	3CAHR	0
CARIBBEA	0113B	23
CARLISLE	CSL	0
CARLISLE	CLHL	10
CARMAX I	KMX	0
CARMEL C	KMLCF	49
CARMIKE	CKEC	0
CARNIVAL	CCL	74
CARNIVAL	CUK	31
CAROLINA	CLBH	0
CAROLINA	PGN2	0
CARPENT	CRS	0
CARRAME	CRE	0
CARREKE	CANI	0
CARRIAGE	CSV	0
CARRIER	CACSE	0
CARRING	CARN	0
CARRIZO	CRZO	0
CARROLL	CSBI	0
CARROLL	CRRB	0
CARROLS	6479A	0
CARTER ('	9833B	0
CARTER'S	CRI	0
CARVER E	CNY	0
CAS MEDI	3CAMY	0
CASCADE	CACB	0
CASCADE	CAE	0
CASCADE	CASB	0

CASCADE	CSCD	0
CASCADE	CGC	0
CASELLA	CWST	0
CASEYS G	CASY	0
CASH AME	CSH	0
CASH SYS	CKN	0
CASH TEC	TQ	0
CASS INF(	CASS	0
CASTELLE	CSTL	0
CASTLE (A	CAS	0
CASTLE C	CVF	0
CASTLE E	CECX	0
CASUAL M	CMRG	0
CATALINA	CALA	0
CATALINA	POS	0
CATALYST	CATS	0
CATALYTI	CESI	0
CATAPULT	CATT	0
CATELLUS	CDX	0
CATERPIL	CAT1	0
CATERPIL	CAT	0
CATERPIL	CAT.F	0
CATHAY G	CATY	0
CATHAY M	CMQ	0
CATO COF	CTR	0
CATTLES/	3CTLE	0
CATUITY I	CTTY	0
CAVALIER	CAV	0
CAVALRY	CAVB	0
CAVCO IN	CVCO	0
CB RICHA	CBG	0
CBD MEDI	0468B	0
CBL & ASS	CBL	0
CBR BREV	CBRAF	0
CBRL GRO	CBRL	0
CCA INDU	CAW	0
CCC GLOE	CCGC	0
CCC INFO	CCCG	0
CCF HOLD	CCFH	0
CCI GROU	3CCIG	0
CCSB FIN/	CCFB	0
CD WARE	CDWI	0
CD&L INC	CDV	0
CDC CORI	CHINA	23
CDI CORP	CDI	0
CDSI HOL	3CDSI	0
CDW COR	CDWC	0
CE FRANK	CFK	9
CEATECH	CEAH	0
CEC ENTE	CEC	0
CECO EN\	CECE	0

CECS COI	CECS	0
CEDAR FA	FUN	0
CEDAR SH	CDR	0
CEDARA S	CDSW	9
CEDRIC K	CKPI	0
CEL-SCI C	CVM	0
CELADON	CLDN	0
CELANESI	CZLNF	36
CELANESI	CE	0
CELEBRA	BDAY	0
CELERITE	CLTK	0
CELERITY	3CLRT	0
CELERITY	3CESY	0
CELESTIC	CLS	9
CELGENE	CELG	0
CELL GEN	CEGE	0
CELL ROB	3CRIIE	0
CELL THE	CTIC	0
CELLCO P	0537B	0
CELLDEX	CDEX	0
CELLEGY	CLGY	0
CELLPOIN	3CLPTQ	0
CELLSTAI	CLSTE	0
CELLULAI	3CTSC	0
CELSION (	CLN	0
CELTRON	3CLTRE	0
CEMEX S	CX	64
CENDANT	CD	0
CENTENE	CNC	0
CENTENN	CYCL	0
CENTENN	CHLE	0
CENTER E	CNBC	0
CENTER F	CLFC	0
CENTERP	CVP	0
CENTERP	CNP	0
CENTERP	CNP3	0
CENTERP	CNP6	0
CENTERP	CNT	0
CENTERS	CSFL	0
CENTEX C	CTX	0
CENTEX C	CTX.F	0
CENTILLIU	CTLM	0
CENTRA F	0227B	0
CENTRA S	CTRA	0
CENTRAL	CEBK	0
CENTRAL	CCBN	0
CENTRAL	CEE	0
CENTRAL	CEDC	0
CENTRAL	GCFC	0
CENTRAL	CENF	0
CENTRAL	CEF	9

CENTRAL	CENT		0
CENTRAL	CHG1		0
CENTRAL	AES2		0
CENTRAL	AES3		0
CENTRAL	CJBK		0
CENTRAL	EAS3		0
CENTRAL	3CENMF		9
CENTRAL	CTNR		0
CENTRAL	CPF		0
CENTRAL	CPC		0
CENTRAL	CET		0
CENTRAL	CSTW		0
CENTRAL	CVCY		0
CENTRAL	CV		0
CENTRAL	CVBK		0
CENTREX	3CNEXE		0
CENTRL E	CETV		18
CENTRUE	TRUE		0
CENTURA	MBNEQ		0
CENTURY	CENX		0
CENTURY	CNBKA		0
CENTURY	CBIZ		0
CENTURY	CNTY		0
CENTURY	3CYPC		0
CENTURY	3CPPC		0
CENTURY	CRLTS		0
CENTURY	CTL		0
CENUCO I	ICU		0
CENVEO I	CVO		0
CEPHALO	CEPH		0
CEPHEID	CPHD		0
CERADYN	CRDN		0
CERAGON	CRNT		49
CERAMIC	3CPSX		0
CERBCO I	3CERB		0
CERES GI	CERG		0
CERIDIAN	CEN		0
CERNER (	CERN		0
CERTEGY	CEY		0
CERTICON	CERTF		9
CERTIFIE	3CSRVE		0
CERTRON	3CRTN		0
CERUS C(	CERS		0
CET SERV	ENV		0
CEVA INC	CEVA		0
CEYONIQ	CCEQQ		36
CFC INTE	CFCI		0
CFS BANC	CITZ		0
CGI GROU	GIB		9
CGI HOLD	THK	@NA	
CH ENER(	CHG		0

CHAD THE	CTU	0
CHAI NA T	3CCCFF	9
CHAMPIOI	CHB	0
CHAMPIOI	CHMP	0
CHAMPIOI	3CREB	0
CHAMPIOI	3CPLY	0
CHAMPNS	CPNT	0
CHAMPPS	CMPP	0
CHANNEL	CHNL	0
CHAPARR	3CHAR	0
CHARLES	CTHR	0
CHARLES	CRAI	0
CHARLES	CRL	0
CHARLES	CRL.P	0
CHARLOT	CHIC	0
CHARMIN	CHRS	0
CHART INI	3CIDI	0
CHARTER	CHTR	0
CHARTER	CHFN	0
CHARTER	CHRT	84
CHARTER	CHC	0
CHARTWE	CWF	0
CHARTWE	3CWII	0
CHASE CC	CCF	0
CHATTEM	CHTT	0
CHAUS (B	3CHBD	0
CHC HELI	FLI	9
CHECK PC	CHKP	49
CHECKER	CHKR	0
CHECKFR	CKFR	0
CHECKPO	CKP	0
CHEESEC	CAKE	0
CHEFS IN	3CHEF	0
CHEMBIO	3CEMI	0
CHEMED (	CHE	0
CHEMICAI	CHFC	0
CHENIERE	LNG	0
CHEROKE	CHKE	0
CHEROKE	CHRK	0
CHESAPE.	CSK	0
CHESAPE.	CHK	0
CHESAPE.	CPK	0
CHESTER	CVAL	0
CHEUNG I	CHEUY	40
CHEVIOT I	CHEV	0
CHEVRON	CVX	0
CHEVRON	0241B	0
CHICAGO	CBI	68
CHICAGO	CME	0
CHICAGO	CVR	0
CHICOS F.	CHS	0

CHILDREN	PLCE		0
CHILE FUN	CH		0
CHILESAT	CSAOY		22
CHINA CO	CHCL		0
CHINA EA	CEA		11
CHINA EN	CESV		0
CHINA EN	3CSHEF		18
CHINA FO	3CHIF		0
CHINA FU	CHN		0
CHINA HO	0729B		23
CHINA LIF	LFC		11
CHINA MC	CHL		40
CHINA MC	3CHMS		0
CHINA NA	CHNR		0
CHINA NE	CN	@NA	
CHINA NE	3CTVH		0
CHINA PE	SNP		11
CHINA PH	3CPICF		0
CHINA PR	3CHPIE		0
CHINA SO	ZNH		11
CHINA TE	CNTF		23
CHINA TE	3CTGLF		13
CHINA TE	CHA		11
CHINA UN	CHU		40
CHINA YU	CYD		18
CHINAWE	3CHWE		0
CHINDEX	CHDX		0
CHIPMOS	IMOS		18
CHIQUITA	CQB		0
CHIRON C	CHIR		0
CHISTE C	3CSTC		0
CHITTEND	CHZ		0
CHOCTAW	0216B		0
CHOICE H	CHH		0
CHOICEP	CPS		0
CHOLEST	CTEC		0
CHORDIA	CHRD		0
CHRISTOF	CBK		0
CHROMCF	CRC		0
CHRONIM	CHMD		0
CHS INC	9919B		0
CHUBB C	CB		0
CHUNGHV	CHT		90
CHURCH &	CHD		0
CHURCH I	1686B		0
CHURCHIL	CHDN		0
CHYRON (	3CYRO		0
CIA ENER	CIG		20
CIA PARA	ELP		20
CIBA SPCI	CSB		89
CIBER INC	CBR		0

CIENA CO	CIEN	0
CIGNA CO	CI	0
CIGNA INV	IIS	0
CILCORP I	AES1	0
CIM HIGH	CIM	0
CIMAREX	XEC	0
CIMATROI	CIMT	49
CIMETRIX	3CMXX	0
CIMNET IN	3CIMK	0
CINCINNA	CBB	0
CINCINNA	CINF	0
CINCINNA	CIN1	0
CINEMARI	9136B	0
CINEMAST	LUXYQ	0
CINERGY	CIN	0
CINGULAF	0394B	0
CINRAM IN	CNRMF	9
CINTAS C(	CTAS	0
CINTECH S	3CMGFF	0
CIPHER H	3CIHR	0
CIPHERGE	CIPH	0
CIPRICO II	CPCI	0
CIRCLE GI	CXN	0
CIRCOR IN	CIR	0
CIRCUIT C	CCKM.CM	0
CIRCUIT C	CC	0
CIRCUIT R	3CRLIE	0
CIRILIUM I	3CRLU	0
CIRRUS L(	CRUS	0
CIRTRAN (	3CIRT	0
CISCO SY	CSCO	0
CIT GROU	CIT	0
CITADEL E	CDL	0
CITADEL S	CDSS	0
CITGO PE	9805B	0
CITI TREN	CTRN	0
CITICORP	3614B	0
CITIGROU	C2	0
CITIGROU	C	0
CITIGROU	TLI	0
CITIZENS	CZNC	0
CITIZENS	3CZBS	0
CITIZENS	CBCF	0
CITIZENS	CZN	0
CITIZENS	CNFL	0
CITIZENS	3CZFS	0
CITIZENS	CTZN	0
CITIZENS	3CZFC	0
CITIZENS	CFSB	0
CITIZENS	CIZ	0
CITIZENS	CIA	0

CITIZENS	CSBC		0
CITRIX SY	CTXS		0
CITY BK L	CTBK		0
CITY HOLI	CHCO		0
CITY INVE	CNVLZ		0
CITY NATI	CYN		0
CITY NETV	CSN		0
CITY TELE	CTEL		40
CITYVIEW	3CTVWF		14
CKE REST	CKR		0
CKF BANC	3CKFB		0
CKX INC	CKXE		0
CLAIMSNE	3CLAI		0
CLAIRES S	CLE		0
CLANCY S	3CLSI		0
CLARCOR	CLC		0
CLARIA C(	CLRA		0
CLARIENT	CLRT		0
CLARION	3CLAR		0
CLARK IN(	CLK		0
CLARUS C	CLRS		0
CLASSIC E	CLAS		0
CLAXSON	3XSONF		12
CLAYTON	CWEI		0
CLEAN DIE	3CDTI		0
CLEAN HA	CLHB		0
CLEAN SY	CSTM		0
CLEAR CH	CCU		0
CLEARLY	3CCBEF		9
CLEARST(	3CSYS		0
CLECO C(	CNL		0
CLECO P(	CNL1		0
CLEVELAN	CX2		0
CLEVELAN	CLF		0
CLICK CO	CKCM		0
CLICKABL	3CKEI		0
CLICKNSE	3CLIK		0
CLICKSOF	CKSW		49
CLIFTON S	CSBK		0
CLINICAL	CLDA		0
CLOROX (	CLX		0
CLOSURE	CLSR		0
CLOUGH (	GLV	@NA	
CLOUGH (	GLQ	@NA	
CLOVER L	3CLOV		0
CMGI INC	CMGI		0
CMS ENEF	CMS		0
CNA FINAI	CNA		0
CNA SURE	SUR		0
CNB BANC	3CNBI		0
CNB FINAI	CCNE		0

CNB HOLI	CNBY		0
CNE GROI	CNE		0
CNET NET	CNET		0
CNF INC	CNF		0
CNH GLOE	CNH		68
CNOOC LT	CEO		40
CNS INC	CNXS		0
CNTV ENT	3CEGPE		0
COACH IN	COH		0
COACHME	COA		0
COACTIVE	CMKG		0
COAST DI	CRV		0
COAST FII	CFHI		0
COASTAL	3COCBE		18
COASTAL	CFCP		0
COASTCA	COCA		0
COATES N	0448B		0
COAXIALL	0242B		0
COBIZ INC	COBZ		0
COBRA EL	COBR		0
COCA COI	CCH		39
COCA-COI	COKE		0
COCA-COI	KO		0
COCA-COI	CCE		0
COCA-COI	KOF		64
CODORUS	CVLY		0
COEUR D'	CDE		0
COFFEE H	JVA		0
COFFEYVI	0731B		0
COGENT (	COI		0
COGENT I	COGT		0
COGNEX (	CGNX		0
COGNITR(	CGN		0
COGNIZAN	CTSH		0
COGNOS I	COGN		9
COHEN &	RLF		0
COHEN &	DVM	@NA	
COHEN &	CNS		0
COHEN &	RPF	@NA	
COHEN &	RQI	@NA	
COHEN &	RNP	@NA	
COHEN &	RTU	@NA	
COHEN &	UTF	@NA	
COHEN &	RFI		0
COHEN&S	RWF	@NA	
COHEREN	COHR		0
COHESAN	COHT		0
COHO ENI	CHOHQ		0
COHU INC	COHU		0
COINMACI	0415B		0
COINMACI	DRY		0

COINSTAF	CSTR	0
COLD ME	CMPI	0
COLDWAT	CWTR	0
COLE CON	3COLV	0
COLE KEN	KCP	0
COLES M	CM	14
COLGATE	CL	0
COLLAGE	CGPI	0
COLLECT	CLCT	0
COLLEGE	3CGPA	0
COLLEGIA	CFSI	0
COLLEGIA	BOO	0
COLLEGIS	3CLGS	0
COLLINS &	CKC	0
COLLINS I	COLLE	0
COLONIAL	CNB	0
COLONIAL	CCA	0
COLONIAL	3CCOM	0
COLONIAL	CXE	0
COLONIAL	CFX	0
COLONIAL	CIF	0
COLONIAL	CMK	0
COLONIAL	CXH	0
COLONIAL	CMU	0
COLONIAL	CNM	0
COLONIAL	CLP.P	0
COLONIAL	CLP	0
COLONY E	CBAN	0
COLOR IM	3CIMG	0
COLOR KI	CLRK	0
COLORAD	CGP1	0
COLT TEL	COLT	31
COLUMBIA	CBMD	0
COLUMBIA	CBBO	0
COLUMBIA	COLB	0
COLUMBIA	NI2	0
COLUMBIA	COE	0
COLUMBIA	CBRX	0
COLUMBIA	COLM	0
COLUMBU	CMCO	0
COLUMBU	AEP8	0
COM21 IN	CMTOQ	0
COMARCO	CMRO	0
COMBINA	CRXX	0
COMCAST	CMCSA	0
COMDIAL	3CMDZ	0
COMDISC	3CDCO	0
COMERIC	CMA	0
COMFORC	CFS	0
COMFORT	FIX	0
COMM BA	CCBP	0

COMMANI	3CMMD		0
COMMER(	CBH		0
COMMER(	CBSH		0
COMMER(	CBHJP	@NA	
COMMER(	EGR		0
COMMER(	CGCO		0
COMMER(	CGI		0
COMMER(	CMRCQ		0
COMMER(	3CMOH		0
COMMER(	CLBK		0
COMMER(	CCBI		0
COMMER(	CMEC		0
COMMER(	3ZCCCF		9
COMMER(	CFB		0
COMMER(	CMC		0
COMMER(	CNAF		0
COMMER(	CVGI		0
COMML N	NNN		0
COMMOD(	3CXII		0
COMMOD(	COES		0
COMMOD(	CXOT		0
COMMON\	CWBS		0
COMMON\	CBTE		0
COMMON\	UCM1		0
COMMON\	CTCO		0
COMMSC(	CTV		0
COMMTO(	CTCHC		49
COMMUN	3CICI		0
COMMUNI	3CMNN		0
COMMUNI	0399B		0
COMMUNI	JCS		0
COMMUNI	CMBC		0
COMMUNI	CBON		0
COMMUNI	CBU		0
COMMUNI	CMTY		0
COMMUNI	SCB		0
COMMUNI	CBNV		0
COMMUNI	CBIN		0
COMMUNI	ALBY		0
COMMUNI	CYL		0
COMMUNI	CCBD		0
COMMUNI	CFFC		0
COMMUNI	CYH		0
COMMUNI	CIBI		0
COMMUNI	CSHB		0
COMMUNI	CTBI		0
COMMUNI	CWBC		0
COMP BEI	ABV		20
COMP SID	SID		20
COMPAGN	GGY		35
COMPANH	SBS		20

COMPANH	RIO	20
COMPANI/	CU	22
COMPANI/	CTC	22
COMPASS	CBSS	0
COMPASS	CKNO	0
COMPASS	CMP	0
COMPETIT	CTT	0
COMPEX T	CMPX	0
COMPLET	CLTLF	68
COMPNIA	BVN	75
COMPOSI	3CPTCQ	0
COMPREH	3CHCR	0
COMPREH	3CMHS	0
COMPUCF	CCRT	0
COMPUDY	CDCYE	0
COMPUGE	CGEN	49
COMPUME	3CMPD	0
COMPUPF	3CPPT	0
COMPUTE	CA	0
COMPUTE	CHRZ	0
COMPUTE	CMNT	0
COMPUTE	CPSI	0
COMPUTE	CSC	0
COMPUTE	CTG	0
COMPUTE	3COIB	0
COMPUW/	CPWR	0
COMPX IN	CIX	0
COMSTOC	CHCI	0
COMSTOC	CRK	0
COMSYS I	CITP	0
COMTECH	COGO	0
COMTECH	CMTL	0
COMTEX N	3CMTX	0
COMVERS	CMVT	0
CONAGRA	CAG	0
CONCENT	0136B	0
CONCENT	CRXN	0
CONCEPT	CPTS	0
CONCERC	CERO	0
CONCORD	LENS	0
CONCORD	CCRD	0
CONCORD	CCDC	0
CONCUR T	CNQR	0
CONCURF	CCUR	0
CONE MIL	CJML	0
CONECTIS	3CNES	0
CONECTIV	POM2	0
CONEXAN	CNXT	0
CONGOLE	CGM	0
CONIAGAS	3COIGE	9
CONMED (	CNMD	0

CONN'S IN	CONN	0
CONNECT	NU1	0
CONNECT	CTWS	0
CONNETIC	CNCT	0
CONOCOF	COP	0
CONOLOG	CNLG	0
CONOR M	CONR	0
CONRAD I	CNRD	0
CONSECC	CNO	0
CONSOL (	0645B	0
CONSOL E	CNX	0
CONSOLID	0243B	0
CONSOLID	ED1	0
CONSOLID	ED	0
CONSOLID	3CEIW	0
CONSOLID	CFWEQ	0
CONSOLID	CGX	0
CONSOLID	3CMMI	0
CONSOLID	CSLMF	9
CONSOLID	D2	0
CONSOLID	CTO	0
CONSOLID	CWCO	23
CONSTAR	CNST	0
CONSTELL	STZ	0
CONSTELL	CEG	0
CONSULIE	CSLR	0
CONSUME	CPSS	0
CONSUME	CMS1	0
CONSYGE	CSGI	0
CONTANG	MCF	0
CONTINEN	CTTAY	36
CONTINEN	CAL	0
CONTINEN	0168B	0
CONTINEN	CUO	0
CONTINEN	0576B	0
CONTINUC	CNU	0
CONTROL	MCM	64
CONVERA	CNVR	0
CONVERG	3CONV	0
CONVERG	CVG	0
CONVERIU	CHR	89
COOLSAV	3CSAV	0
COOPER (	CAM	0
COOPER (	COO	0
COOPER (	COO.P	0
COOPER I	CBE	18
COOPER ˜	CTB	0
COOPERA	COOP	0
COPANO E	CPNO	0
COPART II	CPRT	0
COPPER M	CMTN	0

COPYTELI	3COPY		0
CORAL G(	3CGREF		9
CORAM HI	3CRHEQ		0
CORAUTU	VEGF		0
CORCEPT	CORT		0
CORDIA C	3CORG		0
CORE LAE	CLB		68
CORE MO	CMT		0
CORE-MA	9829B		0
CORGENI	3CONX		0
CORGENT	CGTK		0
CORILLIA	CORI		0
CORIMON	CMNFY		96
CORINTHI	COCO		0
CORIO IN(	CRIO		0
CORIXA C	CRXA		0
CORN PR(	CPO		0
CORNELL	CRN		0
CORNERS	CBN		0
CORNERS	CNRSQ		0
CORNERS	TCR		0
CORNERS	CLM		0
CORNERS	CRF		0
CORNING	GLW		0
CORNING	3CNIG		0
CORONAL	3CDIK		0
CORP OFI	OFC		0
CORPBAN	BCA	@NA	
CORPORA	CDURQ		64
CORPORA	EXBD		0
CORPORA	CYE		0
CORPORA	COY		0
CORPORA	HYT	@NA	
CORPORA	HYV		0
CORRECT	CPV		0
CORRECT	CSCQ		0
CORRECT	CXW		0
CORRPRC	CO		0
CORTECH	CRTQ		0
CORTEX F	COR		0
CORTLAN	3CLDB		0
CORTS TF	HYJ	@NA	
CORTS TF	HYH	@NA	
CORUS B/	CORS		0
CORUS EI	CJR		9
CORUS GI	CGA		31
CORUS PI	CSPH		0
CORVEL C	CRVL		0
CORVU C(	3CRVU		0
COSI INC	COSI		0
COSINE C	COSN		0

COSMO C	CSMO	0
COST PLU	CPWM	0
COST-U-LI	CULS	0
COSTAR (	CSGP	0
COSTCO \	COST	0
COTELLIG	3CGZT	0
COTHERI>	CTRX	0
COTT COF	COT	9
COUNSEL	CXSNF	9
COUNTRY	CFC	0
COURIER	CRRC	0
COUSINS	CUZ	0
COVAD C(	3COVD	0
COVALEN	CVGR	0
COVANCE	CVD	0
COVANSY	CVNS	0
COVANTA	CVGYQ	0
COVENAN	CVTI	0
COVENTR	CVH	0
COVENTR	CVH.P	0
COVER-AI	3COVR	0
COVISTA (	CVST	0
COWLITZ	CWLZ	0
COX RADI	CXR	0
COX TECH	COXT	0
CP SHIPS	TEU	31
CPAC INC	CPAK	0
CPC OF A	3CPCF	0
CPFL ENE	CPL	20
CPI AERO	CVU	0
CPI CORP	CPY	0
CRAFTMA	CRFT	0
CRAGAR I	3CRGR	0
CRANE C(	CR	0
CRAWFOF	CRD.B	0
CRAY INC	CRAYE	0
CRAYFISH	CRFH	52
CREATIVE	CAP	0
CREATIVE	CREAF	84
CREATOR	3CTORF	18
CREDENC	CMOS	0
CREDICOI	BAP	18
CREDIT A(	CACCE	0
CREDIT SI	CIK	0
CREDIT SI	0109B	0
CREDIT SI	CSR	89
CREDIT SI	DHY	0
CREDITRI	3CRMZ	0
CREDO PE	CRED	0
CREE INC	CREE	0
CREO INC	CREO	9

CRESCEN	CSNT	0
CRESCEN	CRFN	0
CRESCEN	CEI	0
CRESTED	3CBAG	0
CRESUD S	CRESY	12
CRH PLC	CRHCY	48
CRIIMI MA	CMM	0
CRISTALE	CGW	22
CRITICAL	CPTH	0
CRITICAL	CRTX	0
CRITICARI	CMD	0
CROGHAN	3CHBH	0
CROMPTC	CK	0
CRONOS (	CRNS	60
CROSS (A	ATX	0
CROSS C(	CCRN	0
CROSS TI	CRT	0
CROSSMA	CROS	0
CROSSRC	CRDS	0
CROSSTE	XTXI	0
CROSSTE	XTEX	0
CROSSWA	CWCIQ	52
CROWLEY	CWLM	0
CROWN A	CRAN	0
CROWN C	CCI	0
CROWN C	3CRWS	0
CROWN E	CROE	0
CROWN F	CFGI	0
CROWN H	CCK	0
CROWN JI	3CJRSE	0
CROWN M	CRWNE	0
CROWN N	ASET	0
CROWN P	3CRPP	0
CROWN R	3CRCE	0
CROWN V	3CVANQ	0
CRT PROF	CRO	0
CRUCELL	CRXL	68
CRUZAN I	RUM	0
CRYO-CEI	3CCEL	0
CRYOCOF	CRYO	0
CRYOLIFE	CRY	0
CRYPTOL	CRYP	9
CRYSTAL	CRSX	0
CRYSTALI	KRY	9
CSC HOLD	0351B	0
CSG SYST	CSGS	0
CSI TECHI	0412B	0
CSK AUTC	CAO	0
CSK CORI	CSKKY	52
CSP INC	CSPI	0
CSS INDU	CSS	0

CSX CORI	CSX	0
CSX TRAN	CSX3	0
CT COMM	CTCI	0
CT HOLDII	3CITN	0
CTC COMI	CPTLQ	0
CTD HOLI	3CTDH	0
CTI GROU	3CTIG	0
CTI INDUS	CTIBE	0
CTI MOLE	CTMI	0
CTRIP.CO	CTRP	23
CTS CORI	CTS	0
CTS CORI	CTS.P	0
CUBIC CO	CUB	0
CUBIC EN	3QBIK	0
CUBIST PI	CBST	0
CUISINE S	FZN	0
CULLEN/F	CFR	0
CULP INC	CFI	0
CUMBERL	CLG	9
CUMBERL	CUMB	0
CUMMINS	CMI	0
CUMULUS	CMLS	0
CUNO INC	CUNO	0
CURAGEN	CRGN	0
CURATIVE	CURE	0
CURIS INC	CRIS	0
CURON M	CURN	0
CURRENT	3CRTCF	9
CURTISS-'	CW	0
CUSAC G(	3CUSIF	9
CUTERA II	CUTR	0
CUTTER &	CBUK	0
CV THERA	CVTX	0
CVB FINAI	CVBF	0
CVD EQUI	CVV	0
CVF TECH	3CNVT	0
CVS CORI	CVS	0
CYANOTE	CYAN	0
CYBER DE	3CYDF	0
CYBER DI	3CYBD	0
CYBER MI	3CMEE	0
CYBERCA	3CYBR	0
CYBERGU	CGFW	0
CYBERNE	ZNET	0
CYBERON	CYBX	0
CYBEROP	CYBE	0
CYBERSO	CYBS	0
CYBERTE	3CYBTE	0
CYBEX IN	CYB	0
CYCLE CT	ATC	0
CYGNE DI	3CYDS	0

CYGNUS I	3CYGN	0
CYMER IN	CYMI	0
CYPRESS	CYPB	0
CYPRESS	CY	0
CYTATION	3CYON	0
CYTEC INI	CYT	0
CYTOGEN	CYTO	0
CYTOKINE	CYTK	0
CYTOMED	3CYME	0
CYTRX CC	CYTR	0
CYTYC CC	CYTC	0
D & E CON	DECC	0
D A CONS	DACGQ	0
D G JEWE	DGJLQ	9
D R HORT	DHI	0
D&K HEAL	DKHR	0
DAC TECH	3DAAT	0
DADE BEH	DADE	0
DAG MEDI	DAGM	0
DAILY JOU	DJCO	0
DAIMLERC	DCX	36
DAIR VEN	DAIR	0
DAIRY MA	3DMCSQ	0
DAISYTEK	DZTKQ	0
DAKTRON	DAKT	0
DALE JAR	3DJRT	0
DALECO F	3DLOV	0
DALRADA	3DRDF	0
DANA COF	DCN	0
DANA COF	DCN.F	0
DANAHER	DHR	0
DANIELSC	DHC	0
DANKA BU	DANKY	31
DANSKE E	DNSKY	26
DAOU SYS	3DAOU	0
DARDEN F	DRI	0
DARK DYN	3DDYIE	0
DARLING I	DAR	0
DASSAULT	DASTY	35
DATA I/O (	DAIO	0
DATA SYS	3DSSI	0
DATALEX	3DLEX	48
DATALINK	DTLK	0
DATALOG	3DLGI	0
DATAMIRF	DMCX	9
DATARAM	DRAM	0
DATASCO	DSCP	0
DATASTRI	DSTME	0
DATATEC	DATC	0
DATATRAI	DATA	0
DATAWAT	DWCH	0

DATAWAV	3DWVS		9
DATEC GF	DTGLF		9
DATREK M	3DKMI		0
DAVE & BU	DAB		0
DAVEL CC	3DAVLE		0
DAVEY TR	DVTX		0
DAVITA IN	DVA		0
DAW TECH	DAWKQ		0
DAWSON	DWSN		0
DAXOR CO	DXR		0
DAY INTEI	0588B		0
DAYSTAR	DSTI		0
DAYTON F	DPL1		0
DAYTON S	0380B		0
DBS GROU	DBSDY		84
DCAP GRO	DCAP		0
DCB FINAI	3DCBF		0
DDI CORP	DDIC		0
DE RIGO S	DER		50
DEAN FOO	DF		0
DEARBOR	DEAR		0
DEB SHOF	DEBS		0
DEBT STR	DSU		0
DECISION	3DLNKQ		0
DECKERS	DECK		0
DECODE (	DCGN		0
DECOMA I	DECA		9
DECORAT	DII		0
DECORIZE	DCZ		0
DECTRON	DECT		9
DEEP WEI	DWOG		0
DEERE & (	DE		0
DEERE & (	DE.F		0
DEERE (JO	DE1		0
DEERFIEL	DFR		0
DEFAULT	3DPRS		0
DEFENSE	3DFNS		0
DEFINED S	DSF	@NA	
DEL GLOB	DGTC		0
DEL MONT	DLM		0
DELAWAR	VAZ		0
DELAWAR	VCF		0
DELAWAR	VFL		0
DELAWAR	VYM		0
DELAWAR	VMN		0
DELAWAR	VMM		0
DELAWAR	DDF		0
DELAWAR	DGF		0
DELCATH	DCTH		0
DELCO RE	1571B		0
DELHAIZE	0446B		0

DELHAIZE	DEG	16
DELL INC	DELL	0
DELMARV	POM4	0
DELPHAX	DLPX	0
DELPHI C(	DPH	0
DELPHI FI	DFG	0
DELTA & F	DLP	0
DELTA AIF	DAL	0
DELTA AP	DLA	0
DELTA FIN	DFC	0
DELTA GA	DELT	49
DELTA MII	0169B	0
DELTA NA	DGAS	0
DELTA PE	DPTR	0
DELTA WC	3DLWI	0
DELTAGEI	DGENQ	0
DELTATHI	DDDC	0
DELTIC TI	DEL	0
DELUXE C	DLX	0
DEMARCC	DMES	0
DENBURY	DNR	0
DENDREC	DNDN	0
DENDRITE	DRTE	0
DENISON	DENHY	31
DENNYS C	DENN	0
DENTSPL\	XRAY	0
DEPARTM	DFS	0
DEPOMED	DEPO	0
DERMA S(	3DSCI	0
DESARRO	HXM	64
DESCART	DSGX	9
DESERT C	DCBK	0
DESERT S	DEZ	9
DESIGN W	DWRI	0
DESTINY I	3DSNY	0
DESWELL	DSWL	13
DETREX C	DTRX	0
DETROIT I	DTE1	0
DETWILEF	DMCD	0
DEUTSCH	DB	36
DEUTSCH	DLAKY	36
DEUTSCH	DT	36
DEVCON I	DEVC	0
DEVELOPI	DDR	0
DEVON EN	DVN	0
DEVRY IN(	DV	0
DEWEY EI	3DEWY	0
DEX MEDI	DEX	0
DEXCOM I	DXCM	0
DEXTERIT	DEXTQ	0
DGSE COI	DGSE	0

DHB INDU	DHB	0
DI GIORGI	8295B	0
DIAGEO P	DEO	31
DIAGNOS	DP	0
DIAL THRU	3DTIX	0
DIALOG G	3DLGG	0
DIALOG SI	DLGS	31
DIALYSIS	DCAI	0
DIAMANT	3DIAAF	9
DIAMETRI	3DMED	0
DIAMOND	0171B	31
DIAMOND	3DMEC	0
DIAMOND	DMND	0
DIAMOND	DHIL	0
DIAMOND	3DMOI	0
DIAMOND	DO	0
DIAMOND	3DPWS	0
DIAMOND	0244B	0
DIAMOND	DTPI	0
DIAMOND	3DHCC	0
DIAMOND	DRH	0
DIAMOND	DIA	0
DIANA SH	DSX	82
DIAPULSE	3DIAC	0
DIASYS C	DYX	0
DIATECT I	3DTCT	0
DICE INC	3DICEQ	0
DICKIE W	DWMA	0
DICKS SP	DKS	0
DIEBOLD I	DBD	0
DIEDRICH	DDRX	0
DIGENE C	DIGE	0
DIGI INTE	DGII	0
DIGIMARC	DMRCE	0
DIGIRAD	DRAD	0
DIGITAL A	DOC	0
DIGITAL D	DDSI	0
DIGITAL F	3DIGF	0
DIGITAL G	DGIT	0
DIGITAL I	3DGIR	0
DIGITAL I	DIGI	0
DIGITAL I	DGIN	0
DIGITAL L	3DLFGE	0
DIGITAL L	3DGLHQ	0
DIGITAL L	DIGL	0
DIGITAL P	DPW	0
DIGITAL R	DLR	0
DIGITAL R	TBUS	0
DIGITAL R	DRIV	0
DIGITAL T	DTSI	0
DIGITAL V	DVID	0

DIGITAS IN	DTAS		0
DILLARDS	DDS		0
DIME COM	DCOM		0
DIMECO IN	3DIMC		0
DIMENSIO	3DVSO		0
DIMON IN(	DMN		0
DIODES IN	DIOD		0
DIOMED H	DIO		0
DIONEX C	DNEX		0
DIONICS I	DION		0
DIRECT G	DRCT		0
DIRECT IN	3DIRI		0
DIRECT R	3DRFL		0
DIRECTV (	DTV		0
DISCOVEF	DSCO		0
DISCOVEF	DPII		0
DISNEY (V	DIS		0
DISPLAYT	LCOS		0
DISTINCTI	3DDVSE		0
DISTRIBCI	DYS		22
DISTRIBU	DESC		0
DITECH C	DITC		0
DIVERSA (	DVSA		0
DIVERSIFI	HIRD		0
DIVERSIFI	3DFLR		0
DIVERSIFI	DVF	@NA	
DIVERSIFI	3DPRI		0
DIVERSIFI	DVS		0
DIVERSIFI	3DVTS		0
DIVERSIN	3DVNTF		9
DIVIDEND	DCA	@NA	
DIVINE IN(	DVINQ		0
DIXIE GRC	DXYN		0
DJ ORTHC	DJO		0
DNAPRINT	3DNAP		0
DNB FINAI	3DNBF		0
DNP SELE	DNP		0
DOANE PE	3602B		0
DOBSON (	DCEL		0
DOCUCOF	DOCC		0
DOCUMEN	DOCX		0
DOCUMEN	DMC		0
DOE RUN	0161B		0
DOLBY LA	DLB		0
DOLE FOC	0491B		0
DOLLAR F	DLLR		0
DOLLAR F	0172B		0
DOLLAR G	DG		0
DOLLAR T	DTG		0
DOLLAR T	DLTR		0
DOMINION	DHOM		0

DOMINION	DOM		0
DOMINION	D		0
DOMINO'S	0245B		0
DOMINOS	DPZ		0
DOMTAR I	DTC		9
DONALDS	DCI		0
DONEGAL	DGICA		0
DONNELLI	RRD		0
DONNKEN	DNKYQ		0
DOR BIOP	DOR		0
DORAL FI	DRL		0
DORCHES	DMLP		0
DOREL IN	DIIB		9
DOT HILL	HILL		0
DOTRONI	3DOTX		0
DOUBLE E	DBLE		0
DOUBLEC	DCLK		0
DOV PHAI	DOVP		0
DOVEBID	DOVE		0
DOVER C	DOV		0
DOVER D	DDE		0
DOVER M	DVD		0
DOW 30 P	DPD	@NA	
DOW CHE	DOW		0
DOW JON	DJ		0
DOWNEY	DSL		0
DPAC TEC	DPAC		0
DPL INC	DPL		0
DR REDD	RDY		44
DRAGON I	3DRUG		0
DRAXIS H	DRAX		9
DRC RES	DRJ		9
DRDGOLD	DROOY		85
DREAMS I	3DRMS		0
DREAMW	DWA		0
DRECO E	8791B		9
DREMAN/	DCS	@NA	
DRESS B	DBRN		0
DRESSER	DI		0
DREW IN	DW		0
DREYER'S	DRYR		0
DREYFUS	DHF		0
DREYFUS	DMF		0
DREYFUS	DNM		0
DREYFUS	DSM		0
DREYFUS	LEO		0
DRIL-QUI	DRQ		0
DRIVER-H	DRHA		0
DRKOOP.	KOOP		0
DRS TECH	DRS		0
DRUCKER	3DKINE		0

DRUGMAX	DMAX		0
DRUGMAX	DMAX.P		0
DRUGSTC	DSCM		0
DRYCLEA	DCU		0
DRYSHIPS	DRYS		82
DSG INTE	DSGIF		13
DSL.NET I	BIZ		0
DSP GRO	DSPG		0
DST SYST	DST		0
DSW INC -	DSW		0
DT INDUS	DTIIQ		0
DTE ENER	DTE		0
DTF TAX F	DTF		0
DU PONT	DD		0
DUALSTA	DSTR		0
DUCATI M	DMH		50
DUCKWAL	DUCK		0
DUCOMM	DCO		0
DUFF & P	DUC		0
DUKE CA	DUK1		0
DUKE ENE	DUK		0
DUKE ENE	DUK2		0
DUKE RE	DRE		0
DUN & BR	DNB		0
DUNE ENE	DNE	@NA	
DUPONT	DIRX		0
DUPONT	DPMI		0
DUQUESN	DQE1		0
DUQUESN	DQE		0
DURA AU	DRRA		0
DURASWI	DSWT		0
DURATEK	DRTK		0
DURAVES	3DUVT		0
DURECT	DRRX		0
DUSA PH	DUSA		0
DVI INC	DVIXQ		0
DVL INC	3DVLN		0
DWANGO	3DWGN		0
DXP ENTE	DXPE		0
DYADIC I	3DYAD		0
DYAX CO	DYAX		0
DYCOM I	DY		0
DYNA GR	3DGIX		0
DYNABAZ	3FAIM		0
DYNACQ	DYII		0
DYNAMEX	DDMX		0
DYNAMIC	BOOM		0
DYNAMIC	DYOLF		9
DYNAMIC	DRCO		0
DYNAMO	3DYMTF		9
DYNASIL	3DYSL		0

DYNATEC	DYNX		0
DYNATEM	3DYTM		0
DYNATRO	DYNT		0
DYNAVAX	DVAX		0
DYNCORP	6059B		0
DYNEGY I	DYN		0
DYNEX CA	DX		0
DYNTEK IN	3DYTK		0
E COM VE	ECMV		0
E DIGITAL	3EDIG		0
E PRIME A	EPEA		0
E SIM LTD	3ESIMF		49
E SPIRE C	3ESPIQ		0
E TRADE F	ET		0
E-LOAN IN	EELN		0
E-SYNC N	ESNI		0
E-Z-EM IN	EZEM		0
E.ON AG	EON		36
E.PIPHAN	EPNY		0
EACO COI	3EACO		0
EAGLE BA	EGBN		0
EAGLE BR	EAG		0
EAGLE BU	EGBT		0
EAGLE BU	EGLE		82
EAGLE FA	9797B		0
EAGLE FC	EAGLE.1		0
EAGLE HC	EHP		0
EAGLE MA	EXP		0
EAGLE TE	EGLT		0
EAGLE-PI	0726B		0
EAPI ENTE	3EPEI		0
EARTH SC	ESCI		0
EARTHBL	3EBLC		0
EARTHCA	ECCOQ		0
EARTHFIR	3EFTI		0
EARTHLIN	ELNK		0
EARTHSH	3ERTH		0
EARTHWC	3EWKE		0
EAST PEN	EPEN		0
EAST WES	EWBC		0
EASTERN	NGT		0
EASTERN	EML		0
EASTERN	EVBS		0
EASTGRO	EGP		0
EASTMAN	EMN		0
EASTMAN	EK		0
EASY GAF	EZY.PA	@NA	
EASYLINK	EZEE		13
EASYLINK	EASY		0
EAT AT JC	3JOES		0
EATON CC	ETN		0

EATON VA	CEV		0
EATON VA	EV		0
EATON VA	EOI	@NA	
EATON VA	EOS	@NA	
EATON VA	FEV		0
EATON VA	EFT	@NA	
EATON VA	EIA	@NA	
EATON VA	EVM	@NA	
EATON VA	EIF	@NA	
EATON VA	MAB	@NA	
EATON VA	MIW	@NA	
EATON VA	EIM	@NA	
EATON VA	EIV	@NA	
EATON VA	EMJ	@NA	
EATON VA	NYH	@NA	
EATON VA	ENX	@NA	
EATON VA	EIO	@NA	
EATON VA	EIP	@NA	
EATON VA	EVV	@NA	
EATON VA	MMV		0
EATON VA	EMI		0
EATON VA	EVN		0
EATON VA	EVJ		0
EATON VA	EVY		0
EATON VA	EVO		0
EATON VA	EVP		0
EATON VA	EVG	@NA	
EATON VA	EFR	@NA	
EATON VA	EVF		0
EATON VA	ETO	@NA	
EATON VA	EVT	@NA	
EATON VA	ETG	@NA	
EATON VA	ETB	@NA	
EAUTOCL	3EACC		0
EB2B COM	EBTBQ		0
EBAY INC	EBAY		0
EBIX INC	EBIX		0
EBIZ ENTE	3EBIZQ		0
ECB BANC	ECBE		0
ECC CAPI	ECR		0
ECHELON	ELON		0
ECHO RES	3ECHR		0
ECHOSTA	DISH		0
ECHOSTA	0173B		0
ECI TELEC	ECIL		49
ECLIPSYS	ECLP		0
ECOLAB II	ECL		0
ECOLLEGI	ECLG		0
ECOLOGY	EEI		0
ECOST.CC	ECST		0
ECTEL LTI	ECTX		49

EDAC TEC	3EDAC	0
EDAP TMS	EDAP	35
EDEN BIO	EDEN	0
EDGAR OI	EDGR	0
EDGE PET	EPEX	0
EDGETEC	3EDGH	0
EDGEWAT	EDGW	0
EDIETS.C(	DIET	0
EDISON IN	EIX	0
EDISON M	EIX2	0
EDO CORI	EDO	0
EDP-ENEF	EDP	77
EDUCATE	EEEE	0
EDUCATIC	EDMC	0
EDUCATIC	EDR	0
EDUCATIC	EDUC	0
EDWARDS	AGE	0
EDWARDS	EW	0
EFC BANC	EFC	0
EFJ INC	EFJI	0
EFUNDS C	EFD	0
EG CAPIT/	EGCFF	9
EGAIN CO	3EGAN	0
EGAMES I	3EGAM	0
EGANAGC	EGFLY	23
EGENERA	EGEN	0
EGGHEAD	EGGSQ	0
EGL INC	EAGL	0
EGLOBE II	EGLOQ	0
EIDOS PL(	EIDSY	31
EISAI CO I	ESALY	52
EKSPORT	6120B	70
EL PASO (	EP2	0
EL PASO (	EP	0
EL PASO E	EE	0
EL PASO N	EP1	0
EL PASO F	0434B	0
ELAMEX S	ELAM	64
ELAN COF	ELN	48
ELBIT MEI	EMITF	49
ELBIT SYS	ESLT	49
ELBIT VISI	3EVSNF	49
ELCOM IN	3ELCO	0
ELDORAD	3ELDO	0
ELDORAD	EGO	9
ELEC COM	3ELEC	0
ELECSYS	ASY	0
ELECTR C	ECHO	0
ELECTR T	ETCIA	0
ELECTRIC	3ELGT	0
ELECTRIC	ELC	0

ELECTRO	ELRC	0
ELECTRO	ESIO	0
ELECTRO	ELSE	0
ELECTRO	EGLS	0
ELECTRO	ELUXY	88
ELECTRO	ERTS	0
ELECTRO	3EKCS	0
ELECTRO	EDS	0
ELECTRO	3EGMI	0
ELECTRO	3ELST	0
ELECTRO	ELBO	0
ELECTRO	EFII	0
ELECTRO	ELTP	0
ELEMENT	3EGLF	0
ELEPHAN	3PUBSF	9
ELEPHAN	3ETLK	0
ELGIN NA	0571B	0
ELGRAND	3EGDE	0
ELINEAR I	ELU	0
ELITE FLI	EFLT	0
ELITE PH	ELI	0
ELIZABET	RDEN	0
ELKCORP	ELK	0
ELLIS PER	PERY	0
ELLSWOR	ECF	0
ELMERS F	ELMS	0
ELMIRA S	ESBK	0
ELOYALT	ELOY	0
ELRON EL	ELRN	49
ELSCINT L	ELT	49
ELTEK LT	ELTK	49
ELVA INTE	3EVAI	0
ELXSI CO	ELXS	0
EMAGEON	EMAG	0
EMAGIN C	EMA	0
EMAK WO	EMAK	0
EMBARCA	EMBT	0
EMBOTEL	AKO.A	22
EMBRAER	ERJ	20
EMBRATE	EMT	20
EMBREX I	EMBX	0
EMBRYO	3EMBR	0
EMC COR	EMC	0
EMC INSU	EMCI	0
EMCOR G	EME	0
EMCORE	EMKR	0
EMERGE I	EMRG	0
EMERGEN	3EMFP	0
EMERGEN	EMGS	0
EMERGEN	3EMGP	0
EMERGIN	ETF	0

EMERGIN(	3ISEE	0
EMERITUS	ESC	0
EMERSON	EMR	0
EMERSON	MSN	0
EMISPHEF	EMIS	0
EMMIS CC	EMMS	0
EMPIRE D	EDE	0
EMPIRE F	EFH	0
EMPIRE R	NYNY	0
EMPIRE R	ERS	0
EMPRESA	EOC	22
EMPRESA	ICA	64
EMPS COF	3EPSC	0
EMPYREA	3EPYH	0
EMRISE C	3EMRI	0
EMS TECH	ELMG	0
EMTEC IN	3ETEC	0
EMULEX C	ELX	0
EN POINTI	ENPT	0
ENBC COF	ENBBQ	0
ENBRIDGE	EEQ	0
ENBRIDGE	EEP	0
ENBRIDGE	ENB	9
ENCANA C	ECA	9
ENCISION	ECI	0
ENCORE A	EAC	0
ENCORE C	ECPG	0
ENCORE M	ENMC	0
ENCORE \	WIRE	0
ENCYSIVE	ENCY	0
ENDEAVO	3EDVR	0
ENDEAVO	END	0
ENDESA S	ELE	86
ENDEVCO	3ENDE	0
ENDO NET	3ENDD	0
ENDO PHA	ENDP	0
ENDOCAR	ENDO	0
ENDOLOG	ELGX	0
ENDOVAS	3EVSC	0
ENDURAN	ENH	18
ENDWAVE	ENWV	0
ENEL SPA	EN	50
ENER1 IN(	3ENEI	0
ENERCOR	ENCP	0
ENERGEN	EGN	0
ENERGIZE	ENR	0
ENERGY &	3EENT	0
ENERGY C	ENER	0
ENERGY C	0176B	0
ENERGY E	EAS	0
ENERGY E	3ENXTF	9

ENERGY I	FEN	@NA	
ENERGY F	EPL		0
ENERGY T	ETP		0
ENERGY V	EWST		0
ENERGYS	ENSI		0
ENERGYT	EYTC		0
ENERNOR	ENY		9
ENERPLU	ERF		9
ENERSIS S	ENI		22
ENERSYS	ENS		0
ENESCO (	ENC		0
ENGAGE I	ENGA		0
ENGEL GE	ENGEF		49
ENGELHA	EC		0
ENGENIO	NGE		0
ENGEX IN	EGX		0
ENGINEEF	EASI		0
ENGLISH I	ELLG		0
ENGLOBA	ENG		0
ENHANCE	EEF	@NA	
ENHEREN	3ENHT		0
ENI SPA -	E		50
ENNIS INC	EBF		0
ENODIS P	ENO		31
ENOVA SY	3ENVA		0
ENPATH M	NPTH		0
ENPRO IN	NPO		0
ENRON C(	ENRNQ		0
ENSCO IN	ESV		0
ENSTAR G	ESGR		0
ENSURGE	3ENSGE		0
ENTECH E	3EEVT		0
ENTEGRIS	ENTG		0
ENTERAS	ETS		0
ENTERCO	ETM		0
ENTERGY	ETR1		0
ENTERGY	ETR		0
ENTERGY	ETR7		0
ENTERGY	ETR2		0
ENTERGY	ETR4		0
ENTERGY	ETR3		0
ENTERPR	EBTC		0
ENTERPR	EFSC		0
ENTERPR	EPD		0
ENTERRA	EENC		9
ENTERTAI	3EIUS		0
ENTERTAI	EPR		0
ENTRADA	3ESAN		0
ENTRAVIS	EVC		0
ENTREME	ENMD		0
ENTROPIN	3ETOP		0

ENTRUST	3ENFN	0
ENTRUST	ENTU	0
ENTRX CC	ENTX	0
ENUCLEU	3ENUI	0
ENVIRO E	ENGY	0
ENVIRO V	3EVTN	0
ENVIROKA	3ENVK	0
ENVIRONI	EECP	0
ENVIRONI	EESV	0
ENVIRONI	3EVMT	0
ENVIRONI	EPG	0
ENVIRONI	ELSF	0
ENVIRONI	ETC	0
ENVIRONI	EBSI	0
ENVIRONI	EVOPQ	0
ENVOY CC	ECGI	9
ENZO BIO	ENZ	0
ENZON PH	ENZN	0
EOG RESC	EOG	0
EON COM	EONC	0
EON LABS	ELAB	0
EOS INTEI	EOSI	0
EP MEDSY	EPMD	0
EPCOS AC	EPC	36
EPHRATA	3EPNB	0
EPIC BANC	EPIK	0
EPICEPT (	EPCT	0
EPICOR S	EPIC	0
EPIMMUNI	EPMN	0
EPIQ SYS	EPIQ	0
EPIX PHAI	EPIX	0
EPIXTAR (	3EPXR	0
EPLUS INC	PLUS	0
EPOCH HC	3EPHC	0
EPOLIN IN	3EPLN	0
EPRESEN	EPRE	0
EQUANT N	ENT	68
EQUIFAX I	EFX	0
EQUIFIN II	EQUI	0
EQUINIX II	EQIX	0
EQUISTAF	9995B	0
EQUITABL	EQT	0
EQUITEX I	EQTX	0
EQUITY IN	ENN	0
EQUITY IN	ATF	0
EQUITY LI	ELS	0
EQUITY O	EOP	0
EQUITY O	EQY	0
EQUITY RI	EQR	0
EQUUS GA	EQUUS	0
EQUUS II I	EQS	0

ERESEAR	ERES		0
ERGO SCI	3ERGO		0
ERHC ENE	3ERHE		0
ERICSSON	ERICY		88
ERIE FAMI	3ERIF		0
ERIE INDE	ERIE		0
EROOMSY	3ERMS		0
ESB FINAN	ESBF		0
ESCALADI	ESCA		0
ESCALON	ESMC		0
ESCO TEC	ESE		0
ESG RE L	3ESREF		18
ESPEED IN	ESPD		0
ESPEY MF	ESP		0
ESPIRITO	ESF		60
ESPRIT EN	0607B		9
ESS TECH	ESST		0
ESSENTIA	ETRXQ		0
ESSEX CC	KEYW		0
ESSEX PR	ESS		0
ESSTEC IN	EST		0
ESTERLIN	ESL		0
ETF ADVIS	TFT	@NA	
ETHAN AL	ETH		0
ETZ LAVU	ETZLF		49
EUPA INTE	3EUPA		0
EURAMAX	3632B		0
EURO TEC	CLWT		40
EUROBAN	EUBK		0
EUROGAS	EUGS		0
EURONET	EEFT		0
EUROPE 2	EKH		0
EUROPE F	EF		0
EUROTEC	3EUOT		0
EUROTRU	EURO		26
EUROWEE	EWEB		0
EVANS & S	ESCC		0
EVANS BA	EVBN		0
EVANS SY	3EVSI		0
EVCI CARE	EVCI		0
EVERCOR	EVER	@NA	
EVEREST	RE		18
EVERGRE	0493B		0
EVERGRE	EAD	@NA	
EVERGRE	ERC	@NA	
EVERGRE	ESLR		0
EVERGRE	ERH	@NA	
EVERLAST	EVST		0
EVOLVING	EVOL		0
EW SCRIP	SSP		0
EXABYTE	3EXBT		0

EXACT SC	EXAS	0
EXACTEC	EXAC	0
EXAR COF	EXAR	0
EXCALIBU	3EXCB	0
EXCEL MA	EXM	61
EXCEL TE	XLTC	0
EXCELLIG	LRNS	0
EXCHANG	EXJF	0
EXECUTIV	EHPC	0
EXEGENIC	3EXEG	0
EXELIXIS	EXEL	0
EXELON C	EXC	0
EXELON C	EXC2	0
EXFO ELE	EXFO	9
EXIDE TEC	XIDE	0
EXLSERVI	EXLS	0
EXPEDITC	EXPD	0
EXPLORA	TXCO	0
EXPONEN	EXPO	0
EXPRESS	ESRX	0
EXPRESS	XJT	0
EXTENDE	XTND	0
EXTENDIC	EXE	9
EXTRA SP	EXR	0
EXTREME	EXTR	0
EXX INC -	EXX.A	0
EXXON MC	XOM	0
EYE CARE	0407B	0
EYECITY.C	ICTY	0
EYETECH	EYET	0
EZ AUCTIC	EZAU	0
EZCORP I	EZPW	0
EZENIA IN	3EZEN	0
F N B COF	FNB	0
F N B COF	FNB.P	0
F N B COF	FNBP	0
F5 NETWC	FFIV	0
FAB INDUS	FIT	0
FACTORY	FTUSQ	0
FACTORY	FCPO	0
FACTSET	FDS	0
FAIR ISAA	FIC	0
FAIRCHILD	FA	0
FAIRCHILD	FCS	0
FAIRFAX F	FFH	9
FAIRMON	FHR	9
FAIRPOIN	FRP	0
FAIRWOO	6503B	0
FALCON F	FLCN	0
FALCON P	FCPR	0
FALCONB	8824B	9

FALCONS	FALC		0
FAMILY D(	FDO		0
FAMILY R(	3FMLY		0
FAMOUS [	DAVE		0
FANNIE M.	FNM		0
FANSTEEI	FNSTQ		0
FANTOM T	FTMTQ		9
FAO INC	FAOOQ		0
FAR EAST	3FEEC		0
FARGO EL	FRGO		0
FARMER E	FARM		0
FARMERS	3FMCB		0
FARMERS	FFKT		0
FARMERS	3FMNB		0
FARMLAN	1970B		0
FARMSTE.	FTG		0
FARNSWC	3FNSW		0
FARO TEC	FARO		0
FARREL C	FARL		0
FASTCLIC	FSTC		0
FASTENAI	FAST		0
FASTNET	FSSTQ		0
FAUQUIEF	FBSS		0
FAVRILLE	FVRL		0
FBL FINL (	FFG		0
FCCC INC	3FCIC		0
FEATHERI	FTHR		0
FEDDERS	FJC		0
FEDERAL	AGM		0
FEDERAL	FDX1		0
FEDERAL	FRE.M		0
FEDERAL	FRE		0
FEDERAL	FRT		0
FEDERAL	FSCR		0
FEDERAL	FSS		0
FEDERAL	FSS.F		0
FEDERAL	FDT		0
FEDERAL-	3FDMLQ		0
FEDERATI	FD		0
FEDERATI	FII		0
FEDERATI	FPT	@NA	
FEDERATI	FMN	@NA	
FEDEX CC	FDX		0
FEI CO	FEIC		0
FELCOR L	FCH		0
FELDMAN	FMP		0
FELLOWS	3FLWE		0
FEMALE H	3FHCO		0
FERRELL(	FGP		0
FERRO C(	FOE		0
FFD FINAI	FFDF		0

FFLC BAN	FFLC		0
FFW CORI	FFWC		0
FIAT SPA	FIA		50
FIBERCOF	FBCE		0
FIBERMAF	3FMKIQ		0
FIBERNET	FTGX		0
FIBERSTA	FBST		0
FIDELITY I	FSBI		0
FIDELITY I	FFFL		0
FIDELITY (	ONEQ	@NA	
FIDELITY I	FDLB		0
FIDELITY I	FNF		0
FIDELITY I	FIS		0
FIDELITY S	LION		0
FIDUCIAR'	HCE	@NA	
FIDUCIAR'	FMO	@NA	
FIELDPOIN	3FPPC		0
FIELDSTO	FICC		0
FIFTH THII	FITB		0
FIFTH THII	FITB.P		0
FILENET C	FILE		0
FILM ROM	ROMN		0
FINANCIAI	FIF		0
FINANCIAI	FNIN		0
FINANCIAI	FISI		0
FINANCIAI	FNPC		0
FINANCIAI	ZZZ1		0
FIND/SVP	3FSVP		0
FINDEX.C(	3FIND		0
FINDWHA'	FWHT		0
FINET.COI	FNCMQ		0
FINISAR C	FNSR		0
FINISH LIN	FINL		0
FINISHMA	FMST		0
FINITY HO	FNTY		0
FINLAY EN	FNLY		0
FINLAY FII	9696B		0
FINOVA G	3FNVG		0
FIREARMS	3FATS		0
FIRST AC(	FAC		0
FIRST AD\	FADV		0
FIRST ALE	FACT		0
FIRST AMI	FAF		0
FIRST AMI	MXN	@NA	
FIRST AMI	3FASC		0
FIRST AVE	3FRNS		0
FIRST AVI.	FAVS		0
FIRST BAN	FBEI		0
FIRST BAN	FBP		0
FIRST BAN	FBNC		0
FIRST BAN	FBSI		0

FIRST BAN	FBTC	0
FIRST BAN	3FBOD	0
FIRST BAN	3FBCI	0
FIRST BUS	BUSE	0
FIRST CAP	FCAP	0
FIRST CAP	3FCAR	0
FIRST CAS	FCFS	0
FIRST CHA	FCTR	0
FIRST CHE	3FCEC	0
FIRST CIT	FCZAE	0
FIRST CIT	FCNCA	0
FIRST CMI	FCBC	0
FIRST CMI	FCFL	0
FIRST COI	FCF	0
FIRST COI	FCBP	0
FIRST COI	FCCO	0
FIRST COI	FCGI	0
FIRST DAT	FDC	0
FIRST DEF	FDEF	0
FIRST FED	FFBI	0
FIRST FED	FFSX	0
FIRST FED	FFNM	0
FIRST FED	FFBH	0
FIRST FED	FFFS	0
FIRST FIN	THFF	0
FIRST FIN	4069B	0
FIRST FIN	FF	0
FIRST FIN	FFCH	0
FIRST FIN	FFKY	0
FIRST FIN	FFBC	0
FIRST FIN	FFIN	0
FIRST FRA	FFHS	0
FIRST HOI	FHN	0
FIRST HOI	FHRX	0
FIRST IND	FINB	0
FIRST IND	FR	0
FIRST INV	3FIFS	0
FIRST ISR	ISL	0
FIRST KEY	3FKYS	0
FIRST KEY	FKFS	0
FIRST LON	FLIC	0
FIRST M&I	FMFC	0
FIRST MAI	FMD	0
FIRST MAI	FMAR	0
FIRST MEI	FRME	0
FIRST MID	FMBI	0
FIRST MO	3FMFK	0
FIRST MU	FMSB	0
FIRST NAT	FBMT	0
FIRST NAT	3FNCB	0
FIRST NAT	FNLC	0

FIRST NIA	FNFG		0
FIRST NILI	FNFI		0
FIRST NLC	NLCF		0
FIRST NOI	3FNRN		0
FIRST PAC	FPTB		0
FIRST PHI	FPF		0
FIRST PLA	FPFC		0
FIRST PO	FPO		0
FIRST REC	FRGB		0
FIRST REI	FRC		0
FIRST REI	FRPC		0
FIRST ROI	3FRFC		0
FIRST SOU	FSBK		0
FIRST SOU	3FSTH		0
FIRST STA	FSNM		0
FIRST STA	FSTF		0
FIRST TR	FAM	@NA	
FIRST TR	FFA	@NA	
FIRST TR	FVD	@NA	
FIRST TR/	FCT	@NA	
FIRST TRU	FVL	@NA	
FIRST TRU	FCM	@NA	
FIRST TRU	FVI	@NA	
FIRST UNI	FUR		0
FIRST UTI	FUNC		0
FIRST VIR	FVCCQ		0
FIRST WE	FWV		0
FIRSTBAN	FBMI		0
FIRSTBAN	FBNW		0
FIRSTBIN	3FBGO		0
FIRSTCIT	FCFC		0
FIRSTENE	FE		0
FIRSTFED	FFDB		0
FIRSTFED	FED		0
FIRSTMEI	FMER		0
FIRSTSER	FSRV		9
FIRSTWA	FSTW		0
FISCHER I	FIMG		0
FISCHER	3FWGO		0
FISERV IN	FISV		0
FISHER C	FSCI		0
FISHER S	FSH		0
FISHER S	FSH.R		0
FITZGERA	9823B		0
FIVE STAI	3FSPX		0
FIVE STAI	FVE		0
FLAG FIN	FLAG		0
FLAGSTAI	FBC		0
FLAHERT	PFO		0
FLAHERT	PFD		0
FLAHERT	FLC	@NA	

FLAHERT\	FFC	@NA	
FLAMEL T	FLML		35
FLAMEMA	FAMEC		0
FLANDER!	FLDR		0
FLANIGAN	BDL		0
FLEETWO	FLE		0
FLEMING (	FLMIQ		0
FLEXIBLE	FSI		0
FLEXIINTE	FLXI		0
FLEXPOIN	3FLXT		0
FLEXSTEE	FLXS		0
FLEXTROI	FLEX		84
FLIGHT S/	FLT		0
FLIR SYST	FLIR		0
FLOATING	FRB	@NA	
FLOATING	FRA	@NA	
FLORIDA E	FLA		0
FLORIDA (	3FGMG		0
FLORIDA E	FPL1		0
FLORIDA E	FPC1		0
FLORIDA E	PGN3		0
FLORIDA E	FPU		0
FLORIDA E	FRK		0
FLORSHE	FLSCQ		0
FLOW INT	FLOW		0
FLOWERS	FLO		0
FLOWSER	FLS		0
FLUOR C(	FLR		0
FLUSHING	FFIC		0
FLYI INC	FLYI		0
FMC CORI	FMC		0
FMC TECH	FTI		0
FMS FINAI	FMCO		0
FNB CORF	FNBN		0
FNB FINAI	FNBF		0
FNX MININ	FNX		9
FOAMEX	8412B		0
FOAMEX I	FMXI		0
FOCUS EN	FCSE		0
FOG CUTT	FCCG		0
FOMENTC	FMX		64
FONAR C(	FONR		0
FONECAS	3FCSHE		0
FONIX CO	3FNIX		0
FOOD TE(	VIFL		0
FOODARA	FSM		0
FOOT LOC	FL		0
FOOTHILL	FOOT		0
FOOTSTA	FTSTQ		0
FORBES M	FMTI		9
FORD MO	F		0

FORD MO	F.F		0
FORD MO	F1		0
FORDING	FDG		9
FOREST C	FCE.A		0
FOREST L	FRX		0
FOREST C	FST		0
FORGENT	FORG		0
FORMFAC	FORM		0
FORMULA	FORTY		49
FORREST	FORR		0
FORT DEA	FDI		0
FORTEL IN	FRTL		0
FORTUNE	FO		0
FORTUNE	3FDVI		0
FORTUNE	3FEMT		0
FORUM EI	3FRUEF		9
FORWARD	FWRD		0
FORWARD	FORD		0
FOSSIL IN	FOSL		0
FOSTER (I	FSTR		0
FOSTER V	3FWHLF		18
FOSTERS	FBRWY		14
FOUNDAT	FCL		0
FOUNDRY	FDRY		0
FOUNTAIN	FPB		0
FOUR SEA	FS		9
FOURTHS	3FOURQ		0
FOX ENTE	FOX		0
FOXBY CO	FXX		0
FOXHOLL	FOXH		0
FPB BANC	0735B		0
FPIC INSU	FPIC		0
FPL GROU	FPL		0
FRAGRAN	3FRGN		0
FRANCE T	FTE		35
FRANCHIS	3FCCN		0
FRANKFO	FKKY		0
FRANKFO	FFTIQ		0
FRANKLIN	FBTX		0
FRANKLIN	FC		0
FRANKLIN	FELE		0
FRANKLIN	FEP		0
FRANKLIN	3FRAF		0
FRANKLIN	FMNJ		0
FRANKLIN	FMI		0
FRANKLIN	BEN		0
FRANKLIN	FTF	@NA	
FRANKLIN	FT		0
FRANKS N	FNCNQ		0
FRAWLEY	FRWL		0
FREDS IN	FRED		0

FREEPRT	FCX	0
FREESCAI	FSL.B	0
FREESTAI	3FSRT	0
FREIGHTC	RAIL	0
FREMONT	FMT	0
FREQUEN	FEI	0
FRESENIL	FMS	36
FRESH BF	FRSH	0
FRESH CH	SALDQ	0
FRESH DE	FDP	23
FRIEDE G	FGHLQ	0
FRIEDMAN	FRD	0
FRIEDMAN	FRDMQ	0
FRIEDMN	FBR	0
FRIENDLY	FRN	0
FRIENDLY	3FDWY	0
FRISBY TE	FRIZQ	0
FRISCH'S	FRS	0
FRMO COI	3FRMO	0
FRONTIEF	FRNT	0
FRONTIEF	FTBK	0
FRONTIEF	FTO	0
FRONTLIN	FLCGQ	0
FRONTLIN	FRO	18
FROZEN F	FFEX	0
FSI INTL IN	FSII	0
FST OAK E	FOBB	0
FTD GROU	FTD	0
FTD INC	0628B	0
FTI CONSI	FCN	0
FTS GROU	3FLIP	0
FUEL-TEC	FTEK	67
FUELCELL	FCEL	0
FUELNATI	FLNA	0
FUJI HEAV	FUJHY	52
FUJI PHOT	FUJIY	52
FUJITSU L	FJTSY	52
FULL HOU	3FHRI	0
FULLCIRC	3FLCR	0
FULLER (H	FUL	0
FULTON B	3FULB	0
FULTON F	FULT	0
FUNDTEC	FNDT	49
FURNITUF	FBN	0
FUSION TI	FSN	0
FUTURELI	FTRLQ	0
FUTUREM	FMDAY	31
FX ENERG	FXEN	0
G B & T BA	GBTB	0
G WILLI-FO	WILCF	49
G&K SERV	GKSRA	0

G-III APPA	GIII		0
GABELLI A	GBL		0
GABELLI C	GCV		0
GABELLI D	GDV	@NA	
GABELLI E	GAB		0
GABELLI C	GGN	@NA	
GABELLI C	GGT		0
GABELLI C	GLU	@NA	
GABELLI U	GUT		0
GABLES R	GBP		0
GABRIEL T	3GWLK		0
GADZOOK	GADZQ		0
GADZOOX	ZOOXQ		0
GAIAM INC	GAIA		0
GAINSCO	3GNAC		0
GALAXY N	GXY		0
GALEY & L	3GYLDQ		0
GALLAHEI	GLH		31
GALLERY	HIST		0
GALTECH	3GTSME		0
GAMEHAP	0406B		0
GAMESTC	GME.B		0
GAMETEC	GMTC		0
GAMING &	3GMEI		0
GAMING P	GPIC		0
GAMMON	GRS		9
GANDER M	GMTN		0
GANNETT	GCI		0
GAP INC	GPS		0
GARDENB	3GBUR		0
GARDNER	GDI		0
GARMIN L	GRMN		23
GARTNER	IT		0
GARUDA C	3GRUA		0
GASCO EN	GSX		0
GATEWAY	3GNRGE		0
GATEWAY	GBTS		0
GATEWAY	GTW		0
GATX CAP	GMT3		0
GATX COP	GMT		0
GAYLORD	GET		0
GB HOLDI	GBHD		0
GEAC COM	GEAC		9
GEERLINC	GEER		0
GEHL CO	GEHL		0
GELSTAT	3GSAC		0
GEMPLUS	GEMP		60
GEMSTAR	GMST		0
GEN-PROI	GPRO		0
GENAERA	GENR		0
GENAISSA	GNSC		0

GENCOR I	3GNCI	0
GENCORF	GY	0
GENE LOC	GLGC	0
GENELAB	GNLB	0
GENEMAX	3GMXX	0
GENENCC	GCOR	0
GENENTE	DNA	0
GENER8X	3GNXE	0
GENERAL	GAM	0
GENERAL	GNRL	0
GENERAL	GBND	0
GENERAL	BGC	0
GENERAL	GNMP	0
GENERAL	GNCMA	0
GENERAL	GNIZQ	0
GENERAL	GNRD	0
GENERAL	3GNDV	0
GENERAL	GD	0
GENERAL	GE1	0
GENERAL	GE2	0
GENERAL	GE	0
GENERAL	GE.F	0
GENERAL	JOB	0
GENERAL	GGP	0
GENERAL	3GKIN	0
GENERAL	GMR	82
GENERAL	9889B	0
GENERAL	GIS	0
GENERAL	GM1	0
GENERAL	GM	0
GENERAL	GM.F	0
GENEREX	GNBT	0
GENESCC	GCO	0
GENESEE	GWR	0
GENESEE	3GENBB	0
GENESIS I	GBI	0
GENESIS I	GEL	0
GENESIS I	GFNL	0
GENESIS I	GHCI	0
GENESIS I	GNSS	0
GENESIS \	GWOW	0
GENESYS	GNSY	35
GENEVA F	GNVN	0
GENITOPE	GTOP	0
GENLYTE	GLYT	0
GENSYM (	3GNSM	0
GENTA IN	GNTA	0
GENTEK II	GETI	0
GENTEX C	GNTX	0
GENTIVA I	GTIV	0
GENUINE	GPC	0

GENUS IN	GGNS	0
GENVEC I	GNVC	0
GENWOR	GNW	0
GENZYME	GENZ	0
GEO GRO	GGI	0
GEO PETF	3GOPLE	0
GEO SPE(	0249B	0
GEOGLOB	GGR	0
GEOKINET	3GOKN	0
GEOLOGI	GEOL	0
GEOPHAR	GORX	0
GEORESC	GEOI	0
GEORGIA	3GABA	0
GEORGIA	3GBFP	0
GEORGIA	3GECR	0
GEORGIA	GGC	0
GEORGIA	SO2	0
GEORGIA-	GP	0
GEOWORI	GWRX	0
GERBER S	GRB	0
GERDAU A	GNA	9
GERDAU S	GGB	20
GERMAN A	GABC	0
GERMANY	GER	0
GERON C(	GERN	0
GETTY IM	GYI	0
GETTY RE	GTY	0
GEVITY HI	GVHR	0
GEXA COF	GEXA	0
GFI GROU	GFIG	0
GFSB BAN	GUPB	0
GFSI INC	9836B	0
GIANT GR	GGLT	0
GIANT IND	GI	0
GIANT MO	3GMOS	0
GIBRALTA	ROCK	0
GIBRALTA	PACK	0
GIFT LIQU	3GFTL	0
GIGA-TRO	GIGA	0
GIGAMEDI	GIGM	84
GILAT SAT	GILTF	49
GILDAN A(	GIL	9
GILEAD S(	GILD	0
GILLETTE	G	0
GILMAN &	GTAX	0
GIVEMEP(	3GMPW	0
GIVEN IM/	GIVN	49
GL ENERG	3GEEX	0
GLACIER I	GBCI	0
GLACIER \	HOO	0
GLADSTO	GLAD	0

GLADSTO	GOOD	0
GLAMIS G	GLG	9
GLASSMA	3GLMA	0
GLASSTE(	0180B	0
GLATFELT	GLT	0
GLAXOSM	GSK	31
GLEN BUF	GLBZ	0
GLENAYR	GEMS	0
GLENBOR	GLB	0
GLENCAIF	GLE	9
GLIMCHEF	GRT	0
GLOBAL A	3GAXC	0
GLOBAL C	GCA	0
GLOBAL C	3GBCS	0
GLOBAL C	GLBC	18
GLOBAL D	3GDVI	0
GLOBAL E	3GENGE	0
GLOBAL E	3GAMM	0
GLOBAL E	GEPT	0
GLOBAL H	GHI	0
GLOBAL IN	GISX	0
GLOBAL IN	GIF	0
GLOBAL IN	GLBL	0
GLOBAL L	GBTI	9
GLOBAL M	3GBMSE	0
GLOBAL M	3GMTHE	0
GLOBAL M	3GLOB	0
GLOBAL P	GPTX	0
GLOBAL P	GPN	0
GLOBAL P	GBLP	0
GLOBAL P	GEG	0
GLOBAL R	3GRSU	0
GLOBAL S	GSFT	0
GLOBAL S	GSL	0
GLOBAL S	GSOL	18
GLOBAL-T	GAI	13
GLOBALNI	3GLBTE	0
GLOBALS/	GSF	23
GLOBALS(	3GSCP	0
GLOBECO	GCOM	0
GLOBETE(	3GTVCF	9
GLOBETR.	3GBTR	0
GLOBIX C(	GEX	0
GLOWPOI	GLOW	0
GLYCOGE	GLGS	0
GMH COM	GCT	0
GMX RES(	GMXR	0
GNC CORI	GNC	0
GO ONLIN	GONT	0
GOAMERI(	GOAM	0
GOHEALT	3GOMDE	0

GOL INTEI	GOL	20
GOLAR LN	GLNG	18
GOLD BAN	GLDB	0
GOLD FIEI	GFI	85
GOLD KIS	2766B	0
GOLD KIS	GKIS	0
GOLD RES	GRZ	9
GOLD STA	3GSDD	0
GOLDCOR	GG	9
GOLDCOR	GG.P	9
GOLDEN (	GCGC	0
GOLDEN E	3MYNG	0
GOLDEN E	GLDC	0
GOLDEN (	3GGOSF	9
GOLDEN (	0360B	0
GOLDEN F	3GPTC	0
GOLDEN F	3GPXM	0
GOLDEN S	3GSML	0
GOLDEN S	GSS	9
GOLDEN T	GLDN	0
GOLDEN W	GDW	0
GOLDFIEL	GV	0
GOLDMAN	GS	0
GOLDTEC	3GMNC	0
GOLF ROU	3TEEE	0
GOLF TRU	GTA	0
GOLFSMIT	0470B	0
GOOD TIM	GTIM	0
GOODRIC	GR	0
GOODRIC	GDP	0
GOODYEA	GT	0
GOODYS I	GDYS	0
GOOGLE I	GOOG	0
GORAN C/	GNCN	9
GOREMOT	GRIC	0
GORMAN-	GRC	0
GOTTSCH	GOT	0
GOURMET	GOUG	0
GOUVERN	GOV	0
GOVERNM	GPP	0
GP STRAT	GPX	0
GRACE (W	GRA	0
GRACO IN	GGG	0
GRAFTEC	GTI	0
GRAHAM (	GHM	0
GRAHAM I	0250B	0
GRAINGEI	GWW	0
GRAMERC	GKK	0
GRAND TC	GRIN	0
GRANDET	GTTIF	9
GRANITE I	3GBTVK	0

GRANITE (	GCFB		0
GRANITE (	GVA		0
GRANT GE	3542B		0
GRANT PF	GRP		0
GRAPHIC	GPK		0
GRAPHON	3GOJO		0
GRAVITAS	GVTS		0
GRAY TEL	GTN		0
GRAYBAR	1737B		0
GREAT AM	3GTPS		0
GREAT AM	GFR		0
GREAT AT	GAP		0
GREAT BA	GBN		9
GREAT LA	3GLUX		0
GREAT LA	0182B		0
GREAT LA	GLK		0
GREAT LA	0251B		0
GREAT NC	GNI		0
GREAT PE	PEDE		0
GREAT PL	GXP		0
GREAT SC	GSBC		0
GREAT W(	WOLF		0
GREAT-WI	GWL	@NA	
GREAT-WI	GWL.1		0
GREATER	GAFC		0
GREATER	GBBK		0
GREATER	GCH		0
GREATER	GFLS		0
GREATER	ALLB		0
GREEN M(	3GMCI		0
GREEN M(	GMP		0
GREEN M	GMCR		0
GREEN P(	GPEH		0
GREENBR	GBX		0
GREENE (	GCBS		0
GREENE (	GCBC		0
GREENFIE	SRVY		0
GREENHIL	GHL		0
GREENLA	3GRLC		0
GREENMA	GRN		0
GREENS \	3GRWW		0
GREENVIL	GVBK		0
GREIF INC	GEF		0
GREM US/	3GRMU		0
GREY GLC	GREY		0
GREY WO	GW		0
GREYHOL	0447B		0
GRIFFIN L	GRIF		0
GRIFFON	GFF		0
GRILL COI	GRILE		0
GROEN BI	3GNBA		0

GROUP 1	GPI	0
GROUPE I	DA	35
GRUBB &	3GBEL	0
GRUMA S	GMK	64
GRUPO AI	ASR	64
GRUPO C	SAB	64
GRUPO EI	EKT	64
GRUPO FI	GGAL	12
GRUPO IM	IMY	64
GRUPO IN	MSK	64
GRUPO IU	CEL	64
GRUPO R	RC	64
GRUPO SI	SIM	64
GRUPO TE	TV	64
GRUPO TM	TMM	64
GS FINAN	GSLA	0
GSE SYST	GVP	0
GSI COMM	GSIC	0
GSI GROU	0252B	0
GSI LUMO	GSLI	9
GSI TECHI	GSIT	0
GSOCIETY	GSOC	0
GST TELE	3GSTXQ	9
GSV INC	3GSVI	0
GT GROUI	GTTLQ	9
GTC BIOTI	GTCB	0
GTC TELE	3GTCC	0
GTDATA C	3GTDN	0
GTECH HC	GTK	0
GTSI COR	GTSI	0
GTX INC	GTXI	0
GUANGSH	GSH	11
GUARANT	GNTY	0
GUARANT	GFED	0
GUARDIAN	9774B	0
GUARDIAN	3GDTIE	0
GUCCI GR	GUCG	68
GUESS IN	GES	0
GUIDANT	GDT	0
GUILFORD	GLFD	0
GUITAR C	GTRC	0
GULF ISLA	GIFI	0
GULF POV	SO3	0
GULFMAR	GMRK	0
GULFPOR	3GPOR	0
GULFWES	3GULF	0
GUNTHER	SORT	0
GURUNET	GRU	0
GVI SECU	3GVIS	0
GYMBORE	GYMB	0
GYRODYN	GYRO	0

H & Q HEA	HQH		0
H & Q LIFE	HQL		0
H E R C PI	HERC		0
H&E EQUI	0437B		0
HA2003 IN	HMLOQ		0
HABERSH	HABC		0
HAEMONE	HAE		0
HAGGAR (	HGGR		0
HAIN CELE	HAIN		0
HALIFAX (	HX		0
HALLADOI	3HPCO		0
HALLIBUR	HAL		0
HALLMARI	HAF.EC		0
HALLWOC	HWG		0
HALOZYM	HTI		0
HAMMONS	JQH		0
HAMPSHIF	HAMP		0
HAMPTON	HCNP		0
HANAROT	HANA		56
HANCOCK	JHFT		0
HANCOCK	JHS		0
HANCOCK	HKF		0
HANCOCK	HBHC		0
HANCOCK	BTO		0
HANCOCK	PGD		0
HANCOCK	PPF		0
HANCOCK	PDF		0
HANCOCK	PDT		0
HANCOCK	DIV		0
HANCOCK	HPS	@NA	
HANCOCK	HPI	@NA	
HANCOCK	HPF	@NA	
HANCOCK	HTD	@NA	
HANDLEM	HDL		0
HANDY HA	3191B		0
HANGER (	HGR		0
HANMI FIN	HAFC		0
HANOVER	HCM		0
HANOVER	HC		0
HANOVER	HNVD		0
HANOVER	HNFSA		0
HANOVER	HVGO		0
HANSEN N	HANS		0
HANSON F	HAN		31
HARBIN EI	3HRBN		0
HARBOR F	HARB		0
HARBOR (	3HRBGF		18
HARD RO(	9865B		0
HARDINGE	HDNG		0
HARKEN E	HEC		0
HARLAND	JH		0

HARLEY-D	HDI	0
HARLEYS'	HGIC	0
HARLEYS'	HNBC	0
HARLEYS'	HARL	0
HARMAN I	HAR	0
HARMONI	HLIT	0
HARMONY	HMY	85
HAROLDS	HLD	0
HARRAHS	HET	0
HARRELL	HLTLA	0
HARRING	HWFG	0
HARRIS &	TINY	0
HARRIS C	HRS	0
HARRIS IN	HPOL	0
HARSCO (	HSC	0
HARTCOU	3HRCT	0
HARTE HA	HHS	0
HARTFOR	HIG	0
HARTFOR	HSF	0
HARTFOR	9627A	0
HARTMAR	HMX	0
HARVARD	HBIO	0
HARVARD	VGENQ	0
HARVEST	HNR	0
HARVEY E	HRVE	0
HASBRO I	HAS	0
HASTINGS	HAST	0
HASTINGS	HGMG	0
HATTERAS	HAT	0
HAUPPAU	HAUP	0
HAUSER II	HAUSQ	0
HAVAS -A	HAVS	35
HAVERTY	HVT	0
HAWAIIAN	HE1	0
HAWAIIAN	HE	0
HAWAIIAN	HA	0
HAWK CO	HWK	0
HAWKER I	HKRRF	9
HAWKINS	HWKN	0
HAYES LE	HAYZ	0
HAYNES II	HYNI	0
HCA INC	HCA	0
HCC INSU	HCC	0
HDFC BAN	HDB	44
HEAD N V	HED	68
HEADWAT	HW	0
HEADWAY	HWCR	0
HEALTH C	HCP	0
HEALTH C	HCN	0
HEALTH E	3HEXS	0
HEALTH F	3HFIT	0

HEALTH G	3HGRD		0
HEALTH M	HMA		0
HEALTH N	HNT		0
HEALTH C	3HOMI		0
HEALTH S	3HESG		0
HEALTHA	HAXS		0
HEALTHC	HR		0
HEALTHC	HCSG		0
HEALTHC	HCTL		49
HEALTHCI	HCENQ		0
HEALTHE	CARE		0
HEALTHE	HETC		0
HEALTHE	HLEX		0
HEALTHG	3HGAT		0
HEALTHS	3HLSH		0
HEALTHS	HSTM		0
HEALTHTI	HTAC		9
HEALTHTI	HTRN		0
HEARST-A	HTV		0
HEARTLAI	3HRTB		0
HEARTLAI	HTLD		0
HEARTLAI	HTLF		0
HEARTLAI	3HOGC		0
HEARTLAI	HTL		0
HEARTLAI	HPAY		0
HEARTLAI	3HDTC		0
HEARUSA	EAR		0
HECLA MI	HL		0
HECTOR (	HCT		0
HEI INC	HEII		0
HEICO CO	HEI		0
HEIDRICK	HSII		0
HEINZ (H	HNZ		0
HELEN OF	HELE		18
HELIX BIO	3HXBM		0
HELIX TE(	HELX		0
HELLENIC	OTE		39
HELMERI(	HP		0
HEMACAR	3HEMA		0
HEMAGEN	3HMGN		0
HEMISPHI	HEB		0
HEMLOCK	HMKF		0
HEMOSEN	HEMO		0
HEMOSOL	HMSL		9
HENRY (J	JKHY		0
HENRY C(	0253B		0
HERBALIF	HLF		23
HERBALIF	0738B_	@NA	
HERBST (	0215B		0
HERCULE	HPC		0
HERITAGI	3HBKSE		0

HERITAGE	HTBK	0
HERITAGE	3HXLXF	9
HERITAGE	HFWA	0
HERITAGE	HTG	0
HERLEY IN	HRLY	0
HERSHA H	HT	0
HERSHEY	HSY	0
HERTZ CC	0492B	0
HERZFELI	CUBA	0
HESKA CC	HSKA	0
HEWITT A	HEW	0
HEWLETT	HPQ	0
HEXCEL C	HXL	0
HF FINAN	HFFC	0
HI TECH P	HITK	0
HI-RISE RI	HIRI	0
HI-SHEAR	HSR	0
HI/FN INC	HIFN	0
HIA INC	3HIAI	0
HIBBETT S	HIBB	0
HIBERNIA	HIB	0
HIBERNIA	HIBNY	48
HICKOK IN	3HICKA	0
HICKORY	HTCO	0
HIENERG	3HIET	0
HIGH INCI	HIO	0
HIGH SPE	3HSAC	0
HIGH YIEL	HYI	0
HIGH YIEL	HYP	0
HIGHLAN	HIH	0
HIGHVELI	HSVLY	85
HIGHWAY	HIHO	13
HIGHWOC	HIW	0
HILAND P	HLND	0
HILB ROG	HRH	0
HILLENBR	HB.F	0
HILLENBR	HB	0
HILTON H	HLT	0
HINES HO	HORT	0
HINGHAM	HIFS	0
HIRSCH IN	HRSH	0
HISPANIC	HTVNQ	0
HITACHI L	HIT	52
HMG COU	HMG	0
HMG WOR	HMGCQ	0
HMI INDUS	HMII	0
HMN FINA	HMNF	0
HMS HOLI	HMSY	0
HNI CORP	HNI	0
HOCKEY C	3THCX	0
HOLIDAY I	RVEE	0

HOLLEY P	0254B	0
HOLLINGE	HLGAF	9
HOLLINGE	HLR	0
HOLLIS-EI	HEPH	0
HOLLY CC	HOC	0
HOLLY EN	HEP	0
HOLLYWC	0255B	0
HOLLYWC	HLYW	0
HOLLYWC	HOLL	0
HOLOBEA	3HOOB	0
HOLOGIC	HOLX	0
HOME CIT	HCFC	0
HOME DEI	HD	0
HOME DIR	HMDR	0
HOME FEI	HOMF	0
HOME FEI	HOME	0
HOME FIN	HWEN	0
HOME INT	9791B	0
HOME LO/	HLFC	0
HOME PR(	HOMZ	0
HOME PR(	HME	0
HOME SOI	HOM	0
HOMEBAN	HMB	0
HOMEFED	3HOFD	0
HOMEGOI	HGFNQ	0
HOMELAN	HSYN	0
HOMESEE	HMSKQ	0
HOMESTC	HOMS	0
HOMETOV	3HCAR	0
HONDA M(	HMC	52
HONEYWE	HON	0
HONGKON	HGKGY	40
HOOKER I	HOFT	0
HOOPER I	HH	0
HOPFED E	HFBC	0
HORACE I	HMN	0
HORIZON	HBNC	0
HORIZON	HRZB	0
HORIZON	3HZFS	0
HORIZON	HGPI	0
HORIZON	HORC	0
HORIZON	HRZ	0
HORIZON	HOFF	0
HORMEL I	HRL	0
HORNBEC	HOS	0
HOSOI GA	HGMI	0
HOSPIRA	HSP	0
HOSPITAL	HPT	0
HOST AME	CAFE	0
HOST MAI	HMT	0
HOSTING	3HSNI	0

HOT TOPI	HOTT	0
HOUSE OI	3HBSL	0
HOUSEHC	HI2	0
HOUSEVA	SOLD	0
HOUSTON	THX	0
HOVNANI/	HOV	0
HPL TECH	3HPLA	0
HRPT PRC	HRP	0
HSBC HOI	HBC	31
HUANENG	HNP	11
HUB GROI	HUBG	0
HUB INTEI	HBG	9
HUBBELL	HUB.B	0
HUDSON (	HCBK	0
HUDSON I	HHGP	0
HUDSON I	0256B	0
HUDSON T	HDSN	0
HUDSON U	HU	0
HUDSON \	3HUVL	0
HUFFY CC	HUFCQ	0
HUGHES S	HUG	0
HUGO INT	HGOI	0
HUGOTON	HGT	0
HUMAN GI	HGSI	0
HUMAN PI	3EROX	0
HUMANA I	HUM	0
HUMMING	HUMC	9
HUMPHRE	HUMP	0
HUNGARI/	HTC	0
HUNT (JB)	JBHT	0
HUNTCO I	3HCOIQ	0
HUNTINGT	HBAN	0
HUNTSMA	HUN	0
HUNTSMA	0257B	0
HUNTSMA	0258B	0
HUNTSMA	0392B	0
HURCO C(	HURC	0
HURON C(	HURN	0
HURRAY I	HRAY	23
HUTCHINS	HTCH	0
HUTCHISC	HTX	23
HUTTIG BI	HBP	0
HYBRID FI	3HYFS	0
HYBRID N	HYBR	0
HYBRIDON	HBY	0
HYDRIL C(	HYDL	0
HYDRO QI	4300A	9
HYDROGE	HYGS	9
HYDROME	3HYDI	0
HYDRON T	3HTEC	0
HYPERCO	HYC	0

HYPERDY	HDY		0
HYPERFE	3HYPR		0
HYPERION	HTB.1		0
HYPERION	HTO		0
HYPERION	HYSL		0
HYPERION	HSM	@NA	
HYPERION	HTR		0
HYPERSP	HCO		0
HYPERTE	3HDII		0
HYTEK MI	3HTEK		0
HYTHIAM	HYTM		0
I D SYSTE	IDSY		0
I-CABLE C	ICAB		40
I-FLOW C	IFLO		0
I-MANY IN	IMNY		0
I-SECTOR	ISR		0
I-TRAX IN	DMX		0
I/O MAGIC	3IOMGE		0
I2 TECHN	ITWH		0
I2TELECO	3ITUI		0
IA GLOBAI	IAO		0
IAC/INTER	IACI		0
IAMGOLD	IAG		9
IAS COMM	3IASCA		0
IBASIS IN	3IBAS		0
IBEAM BR	IBEMQ		0
IBERIABA	IBKC		0
IBIS TECH	IBIS		0
IBT BANC	IRW		0
IBUYDIGIT	IBUY		0
ICAD INC	ICAD		0
ICAGEN IN	ICGN		0
ICH CORP	3ICHP		0
ICICI BAN	IBN		44
ICO INC	ICOC		0
ICON PLC	ICLR		48
ICORIA IN	ICOR		0
ICOS COR	ICOS		0
ICOS VISI	IVIS		16
ICT GROU	ICTG		0
ICT TECH	3ICTTE		0
ICTS INTE	ICTS		68
ICU MEDI	ICUI		0
ICY SPLA	3IFBV		0
ID BIOME	IDBE		9
IDACORP	IDA		0
IDAHO PO	IDA1		0
IDEA SPO	3ISPO		0
IDEAL AC	3IACE		0
IDENIX PH	IDIX		0
IDENTIX I	IDNX		0

IDEX COR	IEX	0
IDEXX LAE	IDXX	0
IDI GLOBA	3IDIB	0
IDT CORP	IDT	0
IDX SYSTE	IDXC	0
IEC ELECT	3IECE	0
IEH CORP	3IEHC	0
IFT CORP	IFT	0
IFX CORP	IFXC	0
IGATE CO	IGTE	0
IGENE BIC	3IGNEE	0
IGI INC	IG	0
IHOP COR	IHP	0
IHS INC -R	IHS	0
II-VI INC	IIVI	0
IIS INTELL	IISLF	49
IKANOS C	IKAN	0
IKON OFFI	IKN	0
IKONICS C	IKNX	0
ILINC COM	ILC	0
ILLINOIS F	ILN1	0
ILLINOIS T	ITW	0
ILLUMINA	ILMN	0
ILOG SA -	ILOG	35
ILX RESOI	ILX	0
IMAGE EN	DISK	0
IMAGE SE	ISNS	0
IMAGEWA	IW	0
IMAGING I	3IMDS	0
IMAGIS TE	3IMTIF	9
IMAGISTIC	IGI	0
IMATION C	IMN	0
IMAX COR	IMAX	9
IMC GLOB	IGL.P	0
IMCLONE	IMCL	0
IMCLONE	IMCL.M	0
IMCOR PH	ICRP	0
IMERGEN	IIG	0
IMI INTL M	IME	9
IMMEDIAT	3ITEK	0
IMMERSIC	IMMR	0
IMMTECH	IMM	0
IMMUCELI	ICCC	0
IMMUCOR	BLUD	0
IMMUNE R	IMNR	0
IMMUNICC	IMMC	0
IMMUNOG	IMGN	0
IMMUNOM	IMMU	0
IMP INC	IMPX	0
IMPAC ME	IMPC	0
IMPAC MC	IMH	0

IMPATH IN	IMPHQ	0
IMPAX LAE	IPXLE	0
IMPCO TE	IMCO	0
IMPERIAL	ICI	31
IMPERIAL	IGPFF	9
IMPERIAL	IPII	0
IMPERIAL	IMO	9
IMPERIAL	IPSU	0
IMPERIAL	ITY	31
IMPLANT S	IMX	0
IMPRESO	ZCOM	0
IMPROVEI	3IMPV	0
IMPSAT FI	3IMFN	0
IMS HEAL	RX	0
INAMCO IN	IICC	0
INAMED C	IMDC	0
INAMERIC	INAO	0
INCENTRA	3ICEN	0
INCO LTD	N	9
INCOME C	IOT	0
INCYTE C	INCY	0
INDEPENI	ICBC	0
INDEPENI	IFSB	0
INDEPENI	IHC	0
INDEPENI	INDB	0
INDEPENI	IBCP	0
INDEVUS	IDEV	0
INDEX DE	IXDP	0
INDIA FUN	IFN	0
INDIA GR	IGF	0
INDIAN VII	3IDVB	0
INDIANA G	VVC1	0
INDIANA M	AEP2	0
INDONESI	IF	0
INDUS INT	IINT	0
INDUSTRI	IDGR	0
INDUSTRI	3IDSM	0
INDUSTRI	IDSA	0
INDUSTRI	IBA	64
INDUSTRI	IDUL	0
INDYMAC	NDE	0
INEI CORI	3INEY	0
INERGY H	NRGP	0
INERGY LI	NRGY	0
INFICON H	IFCN	89
INFINEON	IFX	36
INFINICAL	3INFL	0
INFINITI S	ISLT	84
INFINITY I	IFNY	0
INFINITY F	IPCC	0
INFOCORI	IFCSF	9

INFOCROS	IFOX		0
INFOCUS	INFS		0
INFODATA	3INFD		0
INFONOW	INOW		0
INFORMA	INFA		0
INFORMA	3IAIC		0
INFORMA	IACH		0
INFORTE	INFT		0
INFOSONI	IFO		0
INFOSPAC	INSP		0
INFOSYS	INFY		44
INFOTECH	3IFTH		0
INFOUSA	IUSA		0
INFOVISTA	IVTA		35
INFRACOR	3INFCE		0
INFRASOL	IFS		0
ING CLAR	IGR	@NA	
ING CLAR	IIA	@NA	
ING GLOB	IGD	@NA	
ING GROE	ING		68
ING LIFE I	9625A		0
ING PRIME	PPR		0
ING SENIC	XSIAX	@NA	
INGERSOL	IR		18
INGLES M	IMKTA		0
INGRAM M	IM		0
INHIBITEX	INHX		0
INKINE PH	INKP		0
INLAND RI	IRC		0
INMEDICA	3IMDD		0
INNKEEPE	KPA		0
INNODATA	INOD		0
INNOTRAC	INOC		0
INNOVA H	3IVHG		0
INNOVA/P	3IPUR		0
INNOVATI	IVHN		0
INNOVATI	3INIV		0
INNOVATI	ISSC		0
INNOVEX	INVX		0
INNOVO G	INNO		0
INNSUITES	IHT		0
INOVIO BI	INO		0
INPHONIC	INPC		0
INPUT/OU	IO		0
INSIGHT C	ICCI		0
INSIGHT E	NSIT		0
INSIGHT H	0347B		0
INSIGHT M	0213B		0
INSIGHTFI	IFUL		0
INSIGNIA S	INSG		31
INSIGNIA S	ISIG		0

INSILCO H	INSLQ	0
INSITE VIS	ISV	0
INSITUFOI	INSU	0
INSMED IN	INSM	0
INSPIRE IN	3NSPRQ	0
INSPIRE P	ISPH	0
INSTEEL II	IIIN	0
INSTINET	INGP	0
INSURANC	IAAI	0
INSURED	PIF	0
INSWEB C	INSW	0
INTAC INT	INTNE	0
INTARCIA	ITCA	0
INTEGRA I	IBNK	0
INTEGRA I	INGA	0
INTEGRA I	IART	0
INTEGRAL	ISYS	0
INTEGRAL	3INVI	0
INTEGRAM	INMD	0
INTEGRAT	IASGE	0
INTEGRAT	INB	0
INTEGRAT	3IBSS	0
INTEGRAT	ICST	0
INTEGRAT	3ITDD	0
INTEGRAT	IDTI	0
INTEGRAT	IES	0
INTEGRAT	IFSI	0
INTEGRAT	3IHSVE	0
INTEGRAT	3IHCH	0
INTEGRAT	IISX	0
INTEGRAT	3IZZI	0
INTEGRAT	ISSI	0
INTEGRAT	RDOC	0
INTEGRIS	IMC	0
INTEGRITY	IFCB	0
INTEGRITY	3IMFD	0
INTEL COR	INTC	0
INTELEFIL	FILM	0
INTELIDAT	INTD	0
INTELLEC	ITTI	0
INTELLI-CI	IDN	0
INTELLIGE	INS	0
INTELLIGF	ITIG	0
INTELLISY	SYNC	0
INTER PAR	IPAR	0
INTER-TEL	INTL	0
INTERACT	IBDI	0
INTERACT	IDC	0
INTERACT	IHTT	0
INTERACT	ININ	0
INTERACT	ISWI	0

INTERCEL	3IICPQ	0
INTERCHA	INCX	0
INTERCHA	IFCJ	0
INTERCHA	ICMI	0
INTERCON	IHG	31
INTERCON	ICE	0
INTERDEN	3DENTQ	0
INTERDIG	IDCC	0
INTERDYN	3ITDN	0
INTEREP I	3IREP	0
INTERFAC	IFSIA	0
INTERFER	IFSC	0
INTERGRA	INGR	0
INTERGRO	INTG	0
INTERLAN	INLD	0
INTERLEU	3ILGNE	0
INTERLIAN	INITQ	0
INTERLINE	IBI	0
INTERLINK	LINK	0
INTERMAC	IMGC	0
INTERMED	SBI	0
INTERMET	INMTQ	0
INTERMIX	MIX	0
INTERMOS	3IMOT	0
INTERMOU	4061B	0
INTERMUN	ITMN	0
INTERNAF	IIP	0
INTERNAT	IAAC	0
INTERNAT	3IBTGF	9
INTERNAT	3IBHVF	23
INTERNAT	3ICTL	0
INTERNAT	3IFUE	0
INTERNAT	3INIS	0
INTERNAT	3INLM	0
INTERNAT	ISG	0
INTERNAT	0259B	0
INTERNET	3GEEK	0
INTERNET	IAH	0
INTERNET	ICGE	0
INTERNET	ICCXQ	0
INTERNET	ICCA	0
INTERNET	IGLD	49
INTERNET	HHH	0
INTERNET	IIH	0
INTERNET	IIJI	52
INTERNET	ISSX	0
INTERNET	3ISTOE	0
INTEROIL	IOC	9
INTERPHA	IPA	0
INTERPHA	INPH	0
INTERPLA	3IPLYE	0

INTERPOC	IPX	0
INTERPUE	IPG	0
INTERSEC	INTX	0
INTERSIL	ISIL	0
INTERSTA	IBCIQ	0
INTERSTA	IGLPA	0
INTERSTA	IHR	0
INTERSTA	LNT2	0
INTERTAP	ITP	9
INTERVES	IBCA	0
INTERVIDI	IVII	0
INTERVOI	INTV	0
INTERWES	IWSM	0
INTERWOI	ITWR	0
INTERWO	IWOV	0
INTEST C	INTT	0
INTEVAC I	IVAC	0
INTIER AU	IAIA	9
INTL ABSC	IAX	9
INTL ALUM	IAL	0
INTL AUTC	3IAUS	0
INTL BANC	IBOC	0
INTL BIOF	IBBO	0
INTL BUSI	IBM	0
INTL COSI	SASN	0
INTL DE C	ICM	64
INTL DEVE	3IDVL	0
INTL DISP	IDWK	0
INTL ELEC	IEIBC	0
INTL FIBEI	IFCIQ	0
INTL FLAV	IFF	0
INTL GAMI	IGT	0
INTL GEMI	6971B	9
INTL LEAS	AIG1	0
INTL LEISU	ILHL	0
INTL LOTT	3ITSI	0
INTL MICR	3IMSI	0
INTL PAPE	IP	0
INTL POW	IPR	31
INTL RECT	IRF	0
INTL SECU	ISE	0
INTL SHIP	ISH	0
INTL SMAI	3ISSG	0
INTL SPEC	0523B	0
INTL SPEE	ISCA	0
INTL THOI	ITGB	0
INTRA ASI	PAK	0
INTRABIO	IBPI	0
INTRADO	TRDO	0
INTRALAS	ILSE	0
INTRAWAI	ITRA	0

INTRAWES	IDR		9
INTREPID	3ITPD		0
INTRICON	IIN		0
INTROGEN	INGN		0
INTRUSIO	INTZ		0
INTUIT INC	INTU		0
INTUITIVE	ISRG		0
INVACARE	IVC		0
INVERNES	IMA		0
INVESTME	PPM		0
INVESTME	ITG		0
INVESTOC	IED		0
INVESTOF	ICH		0
INVESTOF	IFIN		0
INVESTOF	IRETS		0
INVESTOF	ITIC		0
INVISA INC	3INSA		0
INVITROG	IVGN		0
IOMED INC	IOX		0
IOMEGA C	IOM		0
ION NETW	3IONN		0
ION TRAC	3IONT		0
IONA TECH	IONA		48
IONATRON	IOTN		0
IOWA TEL	IWA		0
IPALCO EN	AES4		0
IPARTY C	IPT		0
IPASS INC	IPAS		0
IPAYMENT	IPMT		0
IPC HOLDI	IPCR		18
IPCS INC	3IPCX		0
IPEC HOLI	3IPEC		0
IPIX CORP	IPIX		0
IPMC HOL	IPHC		0
IPRINT TE	IPRT		0
IPSCO INC	IPS		9
IQUNIVER	IQUN		0
IR BIOSCII	3IRBO		0
IRIDEX CC	IRIX		0
IRIS INTEF	IRIS		0
IRON AGE	0342B		0
IRON MOU	IRM		0
IRONSTON	3IRNS		0
IRSA INVE	IRS		12
IRVINE SE	IRSN		0
IRWIN FIN	IFC		0
ISAACS I C	3ISAC		0
ISCO INTE	ISO		0
ISECURET	3ISRE		0
ISHARES (	ICF		0
ISHARES (	IAU	@NA	

ISHARES I	DVY	@NA
ISHARES (	IGW	0
ISHARES (	IGV	0
ISHARES (	IGN	0
ISHARES I	EWA	0
ISHARES I	EWO	0
ISHARES I	EWK	0
ISHARES I	EWZ	0
ISHARES I	EWC	0
ISHARES I	EEM	@NA
ISHARES I	EZU	0
ISHARES I	EWQ	0
ISHARES I	EWG	0
ISHARES I	EWH	0
ISHARES I	EWI	0
ISHARES I	EWJ	0
ISHARES I	EWM	0
ISHARES I	EWW	0
ISHARES I	EWN	0
ISHARES I	EWS	0
ISHARES I	EZA	@NA
ISHARES I	EWY	0
ISHARES I	EWP	0
ISHARES I	EWD	0
ISHARES I	EWL	0
ISHARES I	EWT	0
ISHARES I	EWU	0
ISHARES I	IBB	0
ISHARES I	IWP	0
ISHARES I	IWS	0
ISHARES I	IWR	0
ISHARES S	OEF	@NA
ISHARES S	IOO	0
ISHARES S	ITF	0
ISHARES ˜	SHY	@NA
ISHARES ˜	TLT	@NA
ISHARES ˜	IEF	@NA
ISHARES ˜	IYT	@NA
ISHARES ˜	IYM	0
ISHARES ˜	IYD	0
ISHARES ˜	IYK	0
ISHARES ˜	IYC	0
ISHARES ˜	IYE	0
ISHARES ˜	IYF	0
ISHARES ˜	IYG	0
ISHARES ˜	IYH	0
ISHARES ˜	IYJ	0
ISHARES ˜	IYV	0
ISHARES ˜	IYR	0
ISHARES ˜	IYW	0
ISHARES ˜	IYZ	0

ISHARES ˜	IYY	0
ISHARES ˜	IDU	@NA
ISHARES ˜	LQD	@NA
ISHARES ˜	JKF	@NA
ISHARES ˜	EFA	0
ISHARES ˜	NY	@NA
ISHARES ˜	NYC	@NA
ISHARES ˜	IWB	0
ISHARES ˜	IWF	0
ISHARES ˜	IWD	0
ISHARES ˜	IWM	0
ISHARES ˜	IWO	0
ISHARES ˜	IWN	0
ISHARES ˜	IWV	0
ISHARES ˜	IWZ	0
ISHARES ˜	IWW	0
ISHARES ˜	ISI	@NA
ISHARES ˜	IVV	0
ISHARES ˜	IEV	0
ISHARES ˜	IXC	0
ISHARES ˜	IXG	0
ISHARES ˜	IXJ	0
ISHARES ˜	IXN	0
ISHARES ˜	IXP	0
ISHARES ˜	IJK	0
ISHARES ˜	IJJ	0
ISHARES ˜	IJH	0
ISHARES ˜	IJR	0
ISHARES ˜	IJT	0
ISHARES ˜	IJS	0
ISHARES ˜	IVW	0
ISHARES ˜	IVE	0
ISHARES ˜	IKC	0
ISHARES ˜	TIP	@NA
ISHARES ˜	IGM	0
ISHARES ˜	AGG	@NA
ISHARES ˜	ILF	0
ISHARES-(	IGE	0
ISHARES-I	EPP	0
ISIS PHAR	ISIS	0
ISLAND P/	IPI	0
ISLE OF C	ISLE	0
ISOLAGEN	ILE	0
ISOMET C	IOMT	0
ISONICS C	ISON	0
ISPAT INL/	IST1	0
ISRAMCO	ISRL	0
ISTA PHAI	ISTA	0
ISTAR FIN	SFI	0
ITALY FUN	ITA	0
ITC DELTA	ITCD	0

ITC HOLDI	ITC	0
ITEC ATTF	3ITAT	0
ITEC ENVI	3ITEC	0
ITERIS INC	ITI	0
ITEX CORI	3ITEX	0
ITIS HOLD	3ITHH	0
ITLA CAPI	ITLA	0
ITO YOKAI	IYCLY	52
ITRON INC	ITRI	0
ITRONICS	3ITROE	0
ITT EDUC/	ESI	0
ITT INDUS	ITT	0
IVANHOE	IVAN	9
IVANHOE	IVN	9
IVAX COR	IVX	0
IVAX DIAG	IVD	0
IVILLAGE	IVIL	0
IVIVI TECH	IVVI	0
IVOW INC	IVOW	0
IWI HOLDI	3JEWLF	13
IWO HOLD	IWHD	0
IXIA	XXIA	0
IXOS SOF	XOSYY	36
IXYS COR	SYXI	0
J & J SNA(	JJSF	0
J CREW G	2632B	0
J JILL GR(	JILL	0
J. ALEXAN	JAX	0
J2 GLOBA	JCOM	0
JABIL CIR(	JBL	0
JACADA L	JCDA	49
JACK IN TI	JBX	0
JACKSON	JTX	0
JACKSON	0262B	0
JACKSON'	JAXB	0
JACKSON'	JXSB	0
JACLYN IN	JLN	0
JACO ELE	JACO	0
JACOBS E	JEC	0
JACOBSO	3JRSEE	0
JACOBSO	JCBSQ	0
JACUZZI E	JJZ	0
JAFRA SA	JFA	60
JAG MEDI/	JAGH	0
JAGGED E	JEMG	0
JAKKS PA	JAKK	0
JAMDAT M	JMDT	0
JAMES CA	0263B	0
JAMES HA	JHX	68
JAMES MC	JMBI	0
JAMESON	JAMS	0

JANUS CA	JNS	0
JAPAN AIF	JALSY	52
JAPAN EQ	JEQ	0
JAPAN SM	JOF	0
JARDEN C	JAH	0
JARDINE M	JMHLY	18
JAZZ SEM	JAZZ	0
JB OXFOR	JBOH	0
JDA SOFT	JDAS	0
JDS UNIPH	JDSU	0
JED OIL IN	JDO	9
JEFFERIES	JEF	0
JEFFERSC	JFBI	0
JEFFERSC	JP	0
JEFFERSC	JFBC	0
JENNIFER	JEN	0
JER INVES	JRT	0
JERSEY C	GPU3	0
JETBLUE /	JBLU	0
JEWETT-C	JCTCF	9
JF CHINA	JFC	0
JILIN CHE	JCC	11
JINPAN IN	JST	13
JL FRENC	0471B	0
JL HALSE	3JLHY	0
JLG INDUS	JLG	0
JLM COUT	JLMC	0
JMAR TEC	JMAR	0
JO-ANN S	JAS	0
JOHN HAN	JHI	0
JOHNSON	JNJ	0
JOHNSON	JCI	0
JOHNSON	JOUT	0
JOHNSON	0561B	0
JOINTLAN	3JLDV	0
JONES AP	JNY	0
JONES FIN	4779B	0
JONES LA	JLL	0
JORDAN II	6536B	0
JORE COF	JOREQ	0
JORGENS	JOR	0
JOS A BAN	JOSB	0
JOURNAL	JRN	0
JOURNAL	JRC	0
JOY GLOB	JOYG	0
JOYSTAR	3JYSR	0
JPM CO	JPMX	0
JPMORGA	JPM	0
JPS INDUS	JPST	0
JPY HOLD	8354B	9
JUNIPER (	3JUNI	0

JUNIPER N	JNPR		0
JUNO LIGH	JUNO		0
JUPITER C	3JPHCE		0
JUPITERM	JUPM		0
K & F INDU	3525B		0
K V PHARI	KV.A		0
K-FED BAI	KFED		0
K-SEA TR/	KSP		0
K-SWISS I	KSWS		0
K-TEL INTI	KTEL		0
K-TRON IN	KTII		0
K2 DIGITA	3KTWO		0
K2 INC	KTO		0
KADANT II	KAI		0
KAIRE HO	3KAIHE		0
KAISER AI	3KLUCQ1		0
KAISER AI	3KLUCQ		0
KAISER GI	KGHI		0
KAMAN C(	KAMNA		0
KANA SOF	KANAE		0
KANBAY II	KBAY		0
KANEB PIP	KPP		0
KANEB SE	KSL		0
KANSAS C	KCLI		0
KANSAS C	GXP1		0
KANSAS C	KSU		0
KANSAS G	WR1		0
KATY INDU	KT		0
KAYDON C	KDN		0
KAYNE AN	KYN	@NA	
KB HOME	KBH		0
KCS ENEF	KCS		0
KEANE IN(	KEA		0
KEARNY F	KRNY		0
KEITH COI	TKCI		0
KEITHLEY	KEI		0
KELLOGG	K		0
KELLSTR(	KELLQ		0
KELLWOO	KWD		0
KELLY SEI	KELYA		0
KEMET C(	KEM		0
KENAN AD	TKAG		0
KENDLE IN	KNDL		0
KENEXA C	KNXA		0
KENNAME	KMT		0
KENNEDY	KWIC		0
KENSEY N	KNSY		0
KENT FIN/	KENT		0
KENTUCK	KFFB		0
KENTUCK	3KINV		0
KENTUCK	AEP4		0

KENTUCK	KU1	0
KERR-MC	KMG	0
KERYX BI	KERX	0
KERZNER	KZL	21
KESTREL	3KEST	0
KEWAUNE	KEQU	0
KEY COMI	0264B	0
KEY ENEF	KEGS	0
KEY TECH	KTEC	0
KEY TRON	KTCC	0
KEYCORP	KEY	0
KEYNOTE	KEYN	0
KEYSPAN	KSE	0
KEYSTON	KEYS	0
KEYSTON	KESNQ	0
KFORCE I	KFRC	0
KFX INC	KFX	0
KIK TECHI	3KKTI	0
KILROY RI	KRC	0
KIMBALL I	KBALB	0
KIMBERLY	KMB	0
KIMCO RE	KIM	0
KINDER M	KMP	0
KINDER M	KMI	0
KINDER M	KMR	0
KINDRED	KND	0
KINETEK I	0265B	0
KINETIC C	KCI	0
KING PHA	KG	0
KINGFISHI	KGFHY	31
KINGS RO	KREN	0
KINGSLEY	3KNGS	0
KINGSPOI	AEP3	0
KINGSWA	KFS	9
KINROSS	KGC	9
KINTERA I	KNTA	0
KIRBY CO	KEX	0
KIRIN BRE	KNBWY	52
KIRKLAND	KIRK	0
KIRLIN HC	KILN	0
KIRSHNEF	3KSRE	0
KITE REAL	KRG	0
KITTY HAV	KHK	0
KLA-TENC	KLAC	0
KLM ROYA	KLMR	68
KMG AMEI	KMA	0
KMG CHEI	KMGB	0
KNAPE & \	KNAP	0
KNBT BAN	KNBT	0
KNIGHT TI	NITE	0
KNIGHT TI	KNX	0

KNIGHT-R	KRI	0
KNIGHTSE	VLCCF	18
KNOLL IN(	KNL	0
KNOLOGY	KNOL	0
KNOT INC	KNOT	0
KNOWLES	0267B	0
KNUSAGA	2387B	0
KOHL'S C(	KSS	0
KOLORFU	3KOLR	0
KOMAG IN	KOMG	0
KOMATSU	KMTUY	52
KONAMI C	KNM	52
KONGZHC	KONG	23
KONINKLI	AHO	68
KONINKLI	PHG	68
KOOKMIN	KB	56
KOOR IND	KOR	49
KOPIN CO	KOPN	0
KOPPERS	0268B	0
KOREA EL	KEP	56
KOREA E(	KEF	0
KOREA FU	KF	0
KOREA TH	KTHUF	56
KORN/FER	KFY	0
KOS PHAR	KOSP	0
KOSAN BI(	KOSN	0
KOSS COR	KOSS	0
KPNQWES	3KQIPQ	68
KRAFT FO	KFT	0
KRAMONT	KRT	0
KREISLER	KRSL	0
KRISPY KI	KKD	0
KROGER (	KR	0
KRONOS /	3KNOS	0
KRONOS I	KRON	0
KRONOS \	KRO	0
KRYSTAL	KRYS	0
KS BANC(	3KSBI	0
KSL RECR	9790B	0
KSW INC	3KSWW	0
KT CORP	KTC	56
KUBOTA (	KUB	52
KULICKE &	KLIC	0
KUPPER F	3KPCG	0
KVH INDU	KVHI	0
KYOCERA	KYO	52
KYPHON I	KYPH	0
KYZEN CC	KYZN	0
L A M PHA	3LAMP	0
L-3 COMM	LLL	0
LA BARGE	LB	0

LA JOLLA	LJPC	0
LA QUINT/	LQI	0
LA QUINT/	0269B	0
LA-Z-BOY	LZB	0
LABONE II	LABS	0
LABOR RE	LRW	0
LABORAT(	LH	0
LABRANCI	LAB	0
LACLEDE	LG1	0
LACLEDE	LG	0
LACLEDE	3LCLDQ	0
LACROSS	BOOT	0
LADENBUI	LTS	0
LADISH C(	LDSH	0
LAFARGE	LAF	0
LAFARGE	LR	35
LAIDLAW (	LWGB	0
LAIDLAW I	LI	0
LAKELANI	LBAI	0
LAKELANI	LKFN	0
LAKELANI	LAKE	0
LAKES EN	LACOE	0
LAM RESE	LRCX	0
LAMAR AI	LAMR	0
LAMSON &	LMS	0
LAN AIRLII	LFL	22
LANCASTI	LANC	0
LANCE IN(	LNCE	0
LANCER C	LAN	0
LANCER C	LANZ	0
LAND O'LA	0270B	0
LANDAME	LFG	0
LANDAUEI	LDR	0
LANDEC C	LNDC	0
LANDMAR	LARK	0
LANDRYS	LNY	0
LANDSTAI	LSTR	0
LANGER II	GAIT	0
LANNETT	LCI	0
LANOPTIC	LNOP	49
LANTRON	LTRX	0
LANVISIOI	LANV	0
LARGE SC	LSBC	0
LAS VEGA	LVS	0
LAS VEGA	9781B	0
LASALLE I	LHO	0
LASER MA	LMTI	0
LASERCAI	LCRD	0
LASERLO(	3LLTI	0
LASERSC(	LSCP	0
LASERSIG	LRST	0

LASTMINU	LMIN		31
LATIN AME	LAQ		0
LATIN AME	LDF		0
LATTICE S	LSCC		0
LAUDER E	EL		0
LAUREATE	LAUR		0
LAUREL C	LARL		0
LAURION	LAGFF		9
LAW ENFC	3LENF		0
LAWSON I	LAWS		0
LAWSON S	LWSN		0
LAYNE CH	LAYN		0
LAZARD G	LGI	@NA	
LAZARD L	LAZ		18
LAZARE K	LKI		0
LBP INC	3LBPZE		0
LCA VISIO	LCAV		0
LCC INTEI	LCCI		0
LCNB COI	3LCNB		0
LDM TECH	0290B		0
LEADING I	LBIX		9
LEADIS TE	LDIS		0
LEAP TEC	3LPTC		0
LEAP WIR	3LEAP		0
LEAPFRO	LF		0
LEAR COI	LEA		0
LEARNING	LCGI		0
LEARNING	LTRE		0
LEATHER	TLF		0
LECG COI	XPRT		0
LECROY C	LCRY		0
LECTEC C	3LECT		0
LEE COUN	0435B		0
LEE ENTE	LEE		0
LEE PHAR	3LPHM		0
LEESPOR	FLPB		0
LEGAL AC	3LGAL		0
LEGAL CL	LEGL		0
LEGALPLA	LPLE		0
LEGG MAS	LM		0
LEGGETT	LEG		0
LEHMAN A	CVI	@NA	
LEHMAN E	LBC	@NA	
LEHMAN E	LEH		0
LEHMAN T	3THLM		0
LEINER HE	9796B		0
LEITCH TE	LVIDF		9
LENNAR C	LEN		0
LENNOX II	LII		0
LERNOUT	3LHSPQ		16
LESCARDI	3LCAR		0

LESCO IN(	LSCO	0
LEUCADIA	LUK	0
LEVCOR II	3LEVC	0
LEVEL 3 C	LVLT	0
LEVEL 8 S	3LVEL	0
LEVI STRA	6206B	0
LEVITT CC	LEV	0
LEVON RE	3LVNVE	9
LEXAR ME	LEXR	0
LEXICON (	LEXG	0
LEXINGTC	LXP	0
LEXINGTC	3LEXP	0
LEXMARK	LXK	0
LG PHILIP	LPL	56
LHC GROU	LHCG	0
LIBBEY IN	LBY	0
LIBERATE	LBRT	0
LIBERMAN	LBIM	0
LIBERTY A	USA	0
LIBERTY A	ASG	0
LIBERTY C	LC	0
LIBERTY C	LZPI	0
LIBERTY H	LIBHA	0
LIBERTY M	L	0
LIBERTY M	LBTYA	0
LIBERTY M	9761B	0
LIBERTY P	LRY	0
LIBERTY S	3LSSI	0
LIFE PART	LPHI	0
LIFE SCIE	3LSRI	0
LIFE TIME	LTM	0
LIFECELL	LIFC	0
LIFECORE	LCBM	0
LIFELINE S	LIFE	0
LIFEPOINT	LPNT	0
LIFEPOINT	LPNT.P	0
LIFEPOINT	LFP	0
LIFESTRE	3LFTC	0
LIFESTYLE	3LFSI	0
LIFETIME	LCUT	0
LIFEWAY I	LWAY	0
LIGAND PI	LGNDE	0
LIGHT MA	LMGR	0
LIGHTBRIE	LTBG	0
LIGHTFIRS	BLF	0
LIGHTING	LSGP	0
LIGHTPAT	LPTH	0
LIHIR GOL	LIHRY	73
LILLY (ELI)	LLY	0
LIMELIGH	3LMMG	0
LIMITED B	LTD	0

LIN TV CO	TVL	0
LINCARE I	LNCR	0
LINCOLN E	LNCB	0
LINCOLN E	LINC	0
LINCOLN E	LECO	0
LINCOLN I	3LCNIA	0
LINCOLN I	3LLOG	0
LINCOLN N	LNC	0
LINCOLN N	LNV	0
LINCOLN N	LND	0
LINCORP I	3LCPH	0
LINDOWS	LINE	0
LINDSAY N	LNN	0
LINEAR TE	LLTC	0
LINENS N	LIN	0
LINK ENEI	3LNKEE	0
LINK GRO	LNKG	0
LINKTONE	LTON	23
LION BIOS	LEON	36
LION INC	3LINN	0
LION-GRI I	3LGIIE	0
LIONBRID	LIOX	0
LIONORE	3LMGGF	9
LIONS GA	LGF	9
LIPID SCIE	LIPD	0
LIPMAN EI	LPMA	49
LIQUIDATI	LIQWF	9
LIQUIDME	LQMT	0
LITHIA MC	LAD	0
LITTELFUS	LFUS	0
LITTLE SQ	3LITS	0
LITTLEFIE	3LTFD	0
LIVEPERS	LPSN	0
LIZ CLAIB	LIZ	0
LJ INTERN	JADE	13
LKQ CORP	LKQX	0
LL&E ROY	LRT	0
LLOYDS T	LYG	31
LMI AERO	LMIA	0
LML PAYM	LMLP	9
LMS MEDI	LMZ	9
LNB BANC	LNBB	0
LOCATEPI	3LPLHE	0
LOCKHEE	LMT	0
LODGENE	LNET	0
LODGIAN	LGN	0
LOEWS C	LTR	0
LOEWS C	LTCG.CM	0
LOEWS CI	CG	0
LOGANSP	LOGN	0
LOGIC DE	LOGC	0

LOGICVIS	LGVN	0
LOGILITY	LGTY	0
LOGITECH	LOGI	89
LOGIX CO	0186B	0
LOJACK C	LOJN	0
LONE STA	STAR	0
LONE STA	LSS	0
LONG ISL/	LICB	0
LONGPOR	3LPTI	0
LONGS DI	LDG	0
LONGVIEV	LFB	0
LOOKSMA	LOOK	0
LORAL SP	LRLSQ	18
LOREAL C	LORLY	35
LORUS TH	LRP	9
LOTTERY	LWSL	0
LOUD TEC	3LTEC	0
LOUDEYE	LOUD	0
LOUISIAN/	LPX	0
LOUISVILL	LGE1	0
LOWE'S C	LOW	0
LOWRANC	LEIX	0
LOYALTYF	3LYLP	0
LPA HOLD	9901B	0
LQ CORPC	3LQCI	0
LSB BANC	LXBK	0
LSB CORF	LSBX	0
LSB FINAN	LSBI	0
LSB INDUS	LXU	0
LSI INDS I	LYTS	0
LSI LOGIC	LSI	0
LTC PROP	LTC	0
LTV CORP	3LTVCQ	0
LTWC COI	LTWC	0
LTX CORP	LTXX	0
LUBRIZOL	LZ	0
LUBYS INC	LUB	0
LUCENT T	LU	0
LUCILLE F	LUCY	0
LUFKIN IN	LUFK	0
LUIGINOS	0291B	0
LUKOIL -A	LUKOY	38
LUMENIS I	LUME	49
LUMENON	LUMMQ	0
LUMERA C	LMRA	0
LUMINA C	LCC	9
LUMINANT	LUMTQ	0
LUMINENT	LUM	0
LUMINEX (	LMNX	0
LUXOTTIC	LUX	50
LVMH MOI	LVMUY	35

LYDALL IN	LDL		0
LYDIAN TF	LYDN		0
LYNCH CC	LGL		0
LYNCH IN	LIC		0
LYNX THE	LYNXD		0
LYONDELI	LYO		0
LYONDELI	LYO.P		0
M & F WOI	MFW		0
M & T BAN	MTB		0
M-SYSTEM	FLSH		49
M-WAVE II	MWAV		0
M/I HOME	MHO		0
MAC-GRA	TUC		0
MACATAW	MCBC		0
MACC PRI	MACC		0
MACDERM	MRD		0
MACE SEC	MACE		0
MACERICI	MAC		0
MACK-CAI	CLI		0
MACKINAC	MFNC		0
MACQUAF	MIC		0
MACQUAF	MFD	@NA	
MACREPC	3MRPT		0
MACROCI	MCHM		0
MACROME	MACR		0
MACRONI	MXICY		11
MACROVI	MVSN		0
MAD CATZ	MCZ		9
MADDEN	SHOO		0
MADECO	MAD		22
MADISON	MGEE1		0
MADISON	3MMRSF		9
MADISON	0522B		0
MADISON	0637B		0
MADISON	MSP	@NA	
MADISON/	MCN	@NA	
MAF BANC	MAFB		0
MAGAL SE	MAGS		49
MAGELLAI	MGLN		0
MAGELLAI	MMP		0
MAGELLAI	MPET		0
MAGIC LA	GML		0
MAGIC SC	MGIC		49
MAGMA D	LAVA		0
MAGNA EI	MECA		0
MAGNA IN	MGA		9
MAGNA-L/	3MAGLA		0
MAGNETE	MAG		0
MAGNITUI	3MAGY		0
MAGNUM	3MAGR		0
MAGNUM	MHR		0

MAGSTAR	3MGST	0
MAGUIRE	MPG	0
MAGYAR T	MTA	43
MAHANAG	MTE	44
MAI SYSTI	3MAIY	0
MAII HOLD	MAII	0
MAILKEY (	3MAKY	0
MAIN STR	MSBK	0
MAIN STR	MAIN	0
MAIN STR	3MSTI	0
MAINE & M	MAM	0
MAINE YA	3010B	0
MAINSOUI	MSFG	0
MAIR HOL	MAIR	0
MAJESCO	COOL	0
MAJESTIC	9854B	0
MAJOR AU	3MAJR	0
MAKEMUS	MMUS	0
MAKITA C	MKTAY	52
MALAYSIA	MF	0
MAMMA.C	MAMA	9
MAMMATE	3MAMM	0
MAN SANG	3MSHI	0
MANAGED	MHY	0
MANAGED	HYF	0
MANAGED	MMU	0
MANAGEM	TMNG	0
MANATRC	MANA	0
MANCHES	MANC	0
MANDALA	MBG	0
MANGOSC	3MGOF	0
MANHATT	MANH	0
MANHATT	3MHTT	0
MANHATT	3MHTX	0
MANITOW	MTW	0
MANNATE	MTEX	0
MANNING	GMAI	0
MANNKINI	MNKD	0
MANOR C	HCR	0
MANPOWI	MAN	0
MANTECH	MANT	0
MANUGIST	MANU	0
MANULIFE	MFC	9
MAPICS IN	MAPX	0
MAPINFO	MAPS	0
MARATHC	MRO	0
MARCHEX	MCHX	0
MARCONI	MRCIY	31
MARCUS (	MCS	0
MARGO C	MRGO	0
MARINA C	3MRNAE	0

MARINE P	MARPS	0
MARINE P	MPX	0
MARINEM/	HZO	0
MARINER	0293B	0
MARISA C	MRSA	0
MARITRAI	TUG	0
MARKEL C	MKL	0
MARKET 2	MKH	0
MARKET C	3MKTE	0
MARKET H	DUK3	0
MARKETA	MKTX	0
MARKETIN	MKSP	0
MARKWES	MWE	0
MARKWES	MWP	0
MARLIN BI	MRLN	0
MARLTON	MTY	0
MARNETIC	MXBTF	49
MARRIOTT	MAR	0
MARSH &	MMC	0
MARSH SU	MARSB	0
MARSHAL	MI	0
MARSHAL	MSHL	0
MARTEK E	MATK	0
MARTEN T	MRTN	0
MARTHA S	MSO	0
MARTIN M	MLM	0
MARTIN M	MMLP	0
MARVEL E	MVL	0
MARVELL	MRVL	18
MARX TOY	3MRXTE	0
MASCO C(	MAS	0
MASISA S	MYS	22
MASONITE	MHM	9
MASS HEA	MHE	0
MASS ME(	3MMGW	0
MASSBAN	MASB	0
MASSEY E	MEE	0
MASSMUT	MCI	0
MASSMUT	MPV	0
MASTEC II	MTZ	0
MATAV-CA	MATV	49
MATERIAL	MSC	0
MATERIAL	3MTNA	0
MATRIA H	MATR	0
MATRITEC	MZT	0
MATRIX B/	MTXC	0
MATRIX SI	MTRX	0
MATRIXON	MONE	0
MATRIXX I	MTXX	0
MATSUSH	MC	52
MATTEL IN	MAT	0

MATTHEW	MATW		0
MATTRES	MFRM		0
MATTSON	MTSN		0
MAUI GEN	3MAUG		0
MAUI LAN	MLP		0
MAVERICI	3MVRME		0
MAVERICI	MVK		0
MAX & ER	MAXE		0
MAX RE C	MXRE		18
MAXCO IN	MAXC		0
MAXCOR I	MAXF		0
MAXICARE	3MAXI		0
MAXIM INT	MXIM		0
MAXIM PH	MAXM		0
MAXIMUM	MXDY		0
MAXIMUS	MMS		0
MAXTOR (	MXO		0
MAXUS RE	MRTI		0
MAXUS TE	3MXUSE		0
MAXWELL	MXWL		0
MAXXAM I	MXM		0
MAXXON I	MXON		0
MAXYGEN	MAXY		0
MAY DEPA	MAY		0
MAYFLOW	MFLR		0
MAYNE GI	3MAYNY		14
MAYORS J	MYR		0
MAYS (J.W	MAYS		0
MAYTAG (	MYG		0
MB FINAN	MBFI		0
MB SOFTV	3MBSB		0
MBC HOLI	3MBRWQ		0
MBIA CAP	MZF	@NA	
MBIA INC	MBI		0
MBNA COI	KRB		0
MBT FINAI	MBTF		0
MC SHIPP	MCX		61
MCAFEE I	MFE		0
MCCLATC	MNI		0
MCCORMI	MKC		0
MCCORMI	MSSR		0
MCDATA (	MCDTA		0
MCDERMC	MDR		74
MCDONAL	MCD		0
MCF CORI	MEM		0
MCG CAPI	MCGC		0
MCGRATH	MGRC		0
MCGRAW-	MHP		0
MCI INC	MCIP		0
MCKESSC	MCK		0
MCLEODU	MCLD		0

MCMORAI	MMR		0
MCRAE IN	MRI.A		0
MCSI INC	MCSIQ		0
MDC HOLI	MDC		0
MDC PAR	MDCAE		9
MDI INC	MDII		0
MDS INC	MDZ		9
MDSI MOE	MDSI		9
MDU COM	3MDTV		0
MDU RES	MDU		0
MEADE IN	MEAD		0
MEADOW	MVCO		0
MEADOWI	MIG		0
MEADWES	MWV		0
MEASURE	MSS		0
MECHANI	MKTY		0
MECHEL S	MTL	@NA	
MED GEN	3MDGN		0
MED-DESI	MEDC		0
MED-EMEI	3MDER		9
MEDALLIC	TAXI		0
MEDAREX	MEDX		0
MEDCATH	MDTH		0
MEDCO HI	MHS		0
MEDCOM	3EMED		0
MEDEX H	MDX		0
MEDEX IN	0575B		0
MEDIA 10	MDEA		0
MEDIA GE	MEG		0
MEDIA SC	GFX		0
MEDIABA	MBAY		0
MEDIACOI	MCCC		0
MEDIALIN	MDLK		0
MEDIANE	9971B		0
MEDIAONI	UMG.PC	@NA	
MEDIAWO	3MEWXE		0
MEDICAL	MDCI		0
MEDICAL	3MLSC		0
MEDICAL	3MMAM		0
MEDICAL	3MMTV		0
MEDICAL	3MDNU		0
MEDICAL	MPW		0
MEDICAL	MRN		0
MEDICAL	3MDCV		0
MEDICAL	MDLIZ		0
MEDICINE	MDCO		0
MEDICIS F	MRX		0
MEDICOR	3MDCR		0
MEDICOR	MDKI		0
MEDICSIG	3MSHT		0
MEDICURI	MCU		9

MEDIFAST	MED	0
MEDIMMU	MEDI	0
MEDIS TE	MDTL	0
MEDISCIE	3MDSC	0
MEDIWAR	MEDW	0
MEDJET IN	MDJT	0
MEDQUES	0551B	0
MEDQUIS	MEDQ	0
MEDSTRC	3MSRGE	0
MEDTOX S	TOX	0
MEDTRON	MDT	0
MEDWAVE	MDWV	0
MEGA GR	MGIN	0
MEGADAT	3MDTA	0
MEGATEC	MGTC	0
MEGOLA I	3MGOA	0
MELLON F	MEL	0
MEMC ELE	WFR	0
MEMEC IN	MEC	0
MEMORY	MEMY	0
MEMRY C	MRY	0
MENS WE	MW	0
MENTOR (	MNT	0
MENTOR (	MENT	0
MER TELE	MTSL	49
MERA PH	3MRPI	0
MERCANT	MBR	0
MERCANT	MBWM	0
MERCANT	MRBK	0
MERCER I	MIGP	0
MERCER I	MERCS	0
MERCHAN	3MMBI	0
MERCHAN	MBVT	0
MERCHAN	MGP	0
MERCK &	MRK	0
MERCURY	MAX	0
MERCURY	MRCY	0
MERCURY	MCY	0
MERCURY	MERQ	0
MEREDITH	MDP	0
MEREDITH	MPQ	0
MERGE TE	MRGE	0
MERGENC	MRGN	0
MERIDIAN	0355B	0
MERIDIAN	VIVO	0
MERIDIAN	MDG	9
MERIDIAN	TMR	0
MERISANT	MERI	0
MERISEL I	MSEL	0
MERISTAF	MHX	0
MERIT ME	MMSI	0

MERITAGE	MTH		0
MERITAGE	MHG		0
MERIX CO	MERX		0
MERRILL I	MER		0
MERRILL I	HCH	@NA	
MERRILL I	MER1		0
MERRILL I	MERB		0
MERRIMA	MRM		0
MERRITT	3MVNT		0
MERRY LA	MRYP		0
MESA AIR	MESA		0
MESA LAB	MLAB		0
MESA RO	MTR		0
MESABI TI	MSB		0
MESTEK II	MCC		0
MET-PRO	MPR		0
META FIN	CASH		0
META GR	METG		0
METABAS	MBRX		0
METAL MA	MTLM		0
METAL ST	MTSX		14
METALDY	0410B		0
METALICC	MEA		0
METALINK	MTLK		49
METALLIC	MRB		9
METALLIN	3MMGG		0
METALLUI	3MEAL		0
METALS U	MUSA		0
METASOL	MSLV		0
METATEC	META		0
METHANE	MEOH		9
METHODE	METH		0
METLIFE I	MET		0
METRETE	3MTEK		0
METRICOI	MCOMQ		0
METRIS C	MXT		0
METRO G	MGM.2		0
METRO IN	MTXBF		60
METRO OI	INFO		0
METROCC	MCBI		0
METROGA	MGS		12
METROLO	MTLG		0
METROME	3MTRME		0
METROPC	GPU1		0
METROPC	MDF		0
METROPC	9764B		0
METROPC	3MEMG		0
METSO C	MX		34
METTLER-	MTD		0
METWOOI	3MTWD		0
MEXCO EI	MXC		0

MEXICAN	CASA	0
MEXICO E	MXE	0
MEXICO F	MXF	64
MFA MOR	MFA	0
MFB CORI	MFBC	0
MFC BANC	MXBIF	9
MFIC COR	3MFIC	0
MFRI INC	MFRI	0
MFS CHAI	MCR	0
MFS GVT I	MGF	0
MFS INTEI	MIN	0
MFS MULT	MMT	0
MFS MUNI	MFM	0
MFS SPEC	MFV	0
MGE ENEI	MGEE	0
MGI PHAR	MOGN	0
MGIC INVE	MTG	0
MGM MIRA	MGM	0
MGP INGR	MGPI	0
MHI HOSP	MDH	0
MI DEVEL	MIM	9
MIAD SYS	3MIADF	9
MICHAELS	MIK	0
MICHIGAN	MCN1	0
MICREL IN	MCRL	0
MICRO BI	3MBMWE	0
MICRO CC	3MCTI	0
MICRO LIN	MLIN	0
MICRO TH	MTIX	0
MICROCH	MCHP	0
MICROFIE	3MICGE	0
MICROFIN	MFI	0
MICROHEI	3MHLX	0
MICROISL	MII	0
MICROME	3MMTIF	9
MICROMU	MUSE	0
MICRON T	MU	0
MICRONE	NOIZ	0
MICROPA	3MPAD	0
MICROS S	MCRS	0
MICROSEI	MSCC	0
MICROSO	MSFT	0
MICROSTI	MSTR	0
MICROTEI	MTMD	0
MICROTUI	TUNE	0
MICROVIS	MVIS	0
MICROWA	MFCO	0
MICRUS C	COIL	0
MID PENN	MBP	0
MID-AMER	MAA	0
MID-STAT	MDST	0

MID-STATI	MRWY	0
MIDAMERI	MEC1	0
MIDAMERI	9953B	0
MIDAS INC	MDS	0
MIDCAP S	MDY	0
MIDDLEBU	MBRG	0
MIDDLEBY	MIDD	0
MIDDLESE	MSEX	0
MIDDLETC	3DOLL	0
MIDLAND	MLAN	0
MIDSOUTH	MSL	0
MIDWAY A	MDWYQ	0
MIDWAY C	MWY	0
MIDWEST	MEH	0
MIDWEST	MBHI	0
MIDWESTC	OSKY	0
MIGENIX I	3MGIFF	9
MIGRATEC	MIGR	0
MIIX GROU	MIIX	0
MIKOHN G	PGIC	0
MIKRON IN	MIKR	0
MIKROS S	3MKRS	0
MILACRON	MZ	0
MILASTAR	3MILAA	0
MILESTON	MS	0
MILITARY	MYRG	0
MILLEA HC	MLEA	52
MILLENNIU	MBVA	0
MILLENNIU	3MBTG	0
MILLENNIU	MCEL	0
MILLENNIU	MLNM	0
MILLER (H	MLHR	0
MILLER IN	MLLS	0
MILLER IN	MLR	0
MILLICOM	MICC	60
MILLIPORI	MIL	0
MILLS COI	MLS	0
MIND CTI I	MNDO	49
MINDSPEE	MSPD	0
MINE SAFI	MSA	0
MINEFIND	MFN	9
MINERALS	MTX	0
MINES MA	MGN	0
MINNESOT	MXA	0
MINNESOT	3MNML	0
MINNESOT	MNB	0
MIPS TECI	MIPS	0
MIRACOR	3MRDG	0
MIRAE CO	MRAE	56
MIRAMAR	MNG	9
MIRANT C	MIRKQ	0

MIRAVANT	3MRVT	0
MIRTRONI	3MNTCE	9
MISONIX I	MSON	0
MISSION F	MSSN	0
MISSION V	MSW	0
MISSISSIP	SO4	0
MITCHAM	MIND	0
MITCHELL	MLB	31
MITEK SYS	3MITK	0
MITOKOR	MITO	0
MITSUBISI	MTF	52
MITSUI & (	MITSY	52
MITTAL ST	MT	68
MITY ENTI	MITY	0
MK RESOU	3MKRR	0
MKS INSTI	MKSI	0
ML MACAI	NUT	0
MM COMP	3MMCO	0
MMI PROD	9701B	0
MMO2 PL(	OOM	31
MOBILE M	MINI	0
MOBILE R	3MBRI	0
MOBILE S	MSGI.1	0
MOBILE TI	MBT	38
MOBILITY	MOBE	0
MOBIUS M	MOBI	0
MOCON IN	MOCO	0
MOD PAC	MPAC	0
MODERN I	3MODME	0
MODINE M	MOD	0
MODTECH	MODTE	0
MOHAWK	MHK	0
MOHEGAN	9807B	0
MOLDFLO	MFLO	0
MOLECUL	MDCC	0
MOLECUL	MLRI	0
MOLEX IN	MOLX	0
MOLINA H	MOH	0
MOLSON (	TAP	0
MOLSON (	TAP.P	0
MOMENTA	MNTA	0
MONACO	MNC	0
MONARCH	MCRI	0
MONARCH	3MCEM	0
MONARCH	MCBF	0
MONARCH	MAHI	0
MONEY CI	3MCAM	0
MONEYFL	3MFLW	0
MONEYGF	MGI	0
MONEYGF	MGI.R	0
MONITRO	0461B	0

MONMOU	MONM		0
MONMOU	MNRTA		0
MONOLITH	MPWR		0
MONOLITH	MOSY		0
MONONG/	AYE1		0
MONRO M	MNRO		0
MONROE	MROE		0
MONSANT	MON		0
MONSTER	MNST		0
MONTERE	3MBYI		0
MONTERE	PSTA		0
MONTGOM	MTS		0
MONTPEL	MRH		18
MOODY'S	MCO		0
MOOG INC	MOG.A		0
MOONEY /	3MNYG		0
MOORE C	MCL.P		9
MOORE H	MHCO		0
MORGAN	MFUN		0
MORGAN	MGHL		0
MORGAN	APF		0
MORGAN	RNE		0
MORGAN	MSF		0
MORGAN	MSD		0
MORGAN	MGB		0
MORGAN	MSY		0
MORGAN	IIF		0
MORGAN	MWD		0
MORGAN	MWR	@NA	
MORGAN	MWG	@NA	
MORGAN	XPITX	@NA	
MORGAN	IIC		0
MORGAN	IQC		0
MORGAN	GVT		0
MORGAN	ICB		0
MORGAN	ICS		0
MORGAN	IMB		0
MORGAN	IIM		0
MORGAN	IMS		0
MORGAN	IMT		0
MORGAN	OIB		0
MORGAN	OIA		0
MORGAN	PIA		0
MORGAN	IQN		0
MORGAN	IQI		0
MORGAN	IQT		0
MORGAN	IQM		0
MORGAN	OIC		0
MORGANS	MRFD		0
MORNING	MORN		0
MORO CO	MRCR		0

MORTGAC	MHL		0
MORTON I	3MGRP		0
MOSAIC C	MOS		0
MOSAIC C	MOS.P		0
MOSCOW	MOCC		0
MOSSIMO	MOSS		0
MOTHERS	MWRK		0
MOTIENT	MNCP		0
MOTIVE IN	MOTV		0
MOTO PH(	MOTOQ		0
MOTORCA	MPAA		0
MOTORCA	MAGI		0
MOTOROL	MOT		0
MOUNTAII	MDM		9
MOVADO (	MOV		0
MOVIE GA	MOVI		0
MOVIE ST.	MSI		0
MOVING B	3MBYTF		9
MPHASE T	3XDSL		0
MPM TECH	3MPMLE		0
MPOWER	MPE		0
MPS GROI	MPS		0
MPSI SYS	MPSM		0
MPW INDL	MPWG		0
MQ ASSO(	0552B		0
MRO SOF	MROI		0
MRV COM	MRVC		0
MSC INDU	MSM		0
MSC SOFT	MNSC		0
MSGI SEC	MSGI		0
MSX INTE	9698B		0
MT ULTIM	3MTHCE		0
MTC TECH	MTCT		0
MTI TECHI	MTIC		0
MTM TECH	MTMC		0
MTONE W	MTWI		0
MTR CORI	MTRJY		40
MTR GAMI	MNTG		0
MTS INC	0296B		0
MTS MEDI	MPP		0
MTS SYST	MTSC		0
MUELLER	MUEL		0
MUELLER	MLI		0
MULTI-CO	LABL		0
MULTI-FIN	MFLX		0
MULTI-ME	3MMTS		0
MULTIBAN	MBND		0
MULTIMEI	MGAM		0
MUNI HIGH	MHF		0
MUNI INTE	MUI	@NA	
MUNI N Y	MNE	@NA	

MUNIASSE	MUA	0
MUNICIPA	MAF	0
MUNICIPA	MMA	0
MUNIENH/	MEN	0
MUNIHOLI	MUC	0
MUNIHOLI	MFL	0
MUNIHOLI	MUH	0
MUNIHOLI	MHD	0
MUNIHOLI	MUE	0
MUNIHOLI	MUS	0
MUNIHOLI	MUJ	0
MUNIHOLI	MHN	0
MUNIVEST	MVT	0
MUNIVEST	MVF	0
MUNIYIELI	MZA	0
MUNIYIELI	MYC	0
MUNIYIELI	MCA	0
MUNIYIELI	MYD	0
MUNIYIELI	MYF	0
MUNIYIELI	MFT	0
MUNIYIELI	MYI	0
MUNIYIELI	MYM	0
MUNIYIELI	MIY	0
MUNIYIELI	MYJ	0
MUNIYIELI	MYN	0
MUNIYIELI	MJI	0
MUNIYIELI	MPA	0
MUNIYIELI	MQT	0
MUNIYIELI	MQY	0
MURPHY (	MUR	0
MUTUALFI	MFSF	0
MUZAK LL	0297B	0
MVB FINAI	MVBF	0
MVC CAPI	MVC	0
MYERS IN	MYE	0
MYKROLIS	MYK	0
MYLAN LA	MYL	0
MYMETICS	3MYMX	0
MYOGEN I	MYOG	0
MYRIAD G	MYGN	0
N B T BAN	NBTB	0
N-VIRO IN	3NVIC	0
NABI BIOP	NABI	0
NABORS I	NBR	18
NACCO IN	NC	0
NAIC GRO	3GRTH	0
NALCO HC	NLC	0
NAM TAI E	NTE	13
NANO-PR(	3NNPP	0
NANOBAC	3NNBP	0
NANOGEN	NGEN	0

NANOMET	NANO	0
NANOPHA	NANX	0
NANOPIEF	3NPCT	0
NANOSYS	NNSY	0
NAPCO SE	NSSC	0
NAPSTER	NAPS	0
NARA BAN	NARAE	0
NASB FIN/	NASB	0
NASDAQ 1	QQQQ	0
NASDAQ S	NDAQ	0
NASH FIN(	NAFC	0
NASHUA C	NSH	0
NASPERS	NPSN	85
NASSDA C	NSDA	0
NASTECH	NSTK	0
NATCO GF	NTG	0
NATHAN'S	NATH	0
NATIONAL	NAHC	0
NATIONAL	NAB	14
NATIONAL	3NAKD	0
NATIONAL	3NBOH	0
NATIONAL	NKSH	0
NATIONAL	FIZ	0
NATIONAL	NCC	0
NATIONAL	3IDCP	0
NATIONAL	NADXE	0
NATIONAL	3NEGI	0
NATIONAL	NFP	0
NATIONAL	NFG	0
NATIONAL	NGG	31
NATIONAL	NHI	0
NATIONAL	NHR	0
NATIONAL	NHC	0
NATIONAL	NHHC	0
NATIONAL	NATI	0
NATIONAL	NATL	0
NATIONAL	3NLPN	0
NATIONAL	NMHC	0
NATIONAL	NOV	0
NATIONAL	NPBC	0
NATIONAL	NPK	0
NATIONAL	3NAPE	0
NATIONAL	NQCI	0
NATIONAL	NVH	0
NATIONAL	NRCI	0
NATIONAL	2381A	0
NATIONAL	3NSCT	0
NATIONAL	NSEC	0
NATIONAL	NSM	0
NATIONAL	3NSTLQ	0
NATIONAL	NTSC	0

NATIONAL	NVI		0
NATIONAL	0547B		0
NATIONAL	NWLIA		0
NATIONAL	0462B		0
NATIONS (	NGF		0
NATIONS (	NGI		0
NATIONWI	3NCCN		0
NATIONWI	NFS		0
NATIONWI	NHP		0
NATIONWI	9801B		0
NATL BAN	NBG		39
NATL MEF	MBLA		0
NATROL II	NTOL		0
NATURAD	3NRDC		0
NATURAL	NAII		0
NATURAL	NGS		0
NATURAL	3NGSY		0
NATURAL	NAX		0
NATURAL	BHIP		0
NATURAL	NRP		0
NATURAL	ICEB		0
NATURE V	NRVN		0
NATURES	NATR		0
NATUREW	3NAWL		0
NATUS ME	BABY		0
NATUZZI	NTZ		50
NAUGATU	NVSL		0
NAUTILUS	NLS		0
NAVARRE	NAVR		0
NAVIDEC	3NVDC		0
NAVIGANT	NCI		0
NAVIGANT	FLYRE		0
NAVIGATC	NAVG		0
NAVISITE	NAVI		0
NAVISTAR	NAV1		0
NAVISTAR	NAV		0
NAVISTAR	NAV.F		0
NAVTECH	3NAVH		0
NAVTEQ C	NVT		0
NB & T FIN	NBTF		0
NB CAPITA	NBD	@NA	
NBC ACQU	0395B		0
NBC CAPI	NBY		0
NBS TECH	NBSFF		9
NBTY INC	NTY		0
NCI BUILD	NCS		0
NCO GRO	NCOG		0
NCR CORI	NCR		0
NCRIC GR	NCRI		0
NCT GROU	3NCTI		0
NDCHEAL	NDC		0

NDS GROI	NNDS	31
NEBRASK.	0298B	0
NEC CORI	NIPNY	52
NEENAH F	0271B	0
NEENAH F	NP	0
NEFF COF	NFFCA	0
NEIGHBOI	NCRX	0
NEIMAN-M	NMG.A	0
NEKTAR T	NKTR	0
NELNET IN	NNI	0
NELSON ('	TNM	0
NEOFORM	NEOF	0
NEOGEN (	NEOG	0
NEOGENC	3NGNM	0
NEOMAGI	NMGC	0
NEOMEDI/	3NEOM	0
NEON SYS	NEON	0
NEOPHAR	NEOL	0
NEOPROB	3NEOP	0
NEORX C(	NERX	0
NEOSE TE	NTEC	0
NEOWARE	NWRE	0
NEPHROS	NEP	0
NEPTUNE	3NPTI	0
NERA AS	NERAY	70
NES RENT	NLEQ	0
NESCO IN	NESCQ	0
NESCO IN	3NESK	0
NESS ENE	3NESS	0
NESS TEC	NSTC	0
NESTLE S	3NSRGY	89
NESTOR I	3NESO	0
NET PERC	NETP	0
NET SERV	NETC	20
NET2PHOI	NTOP	0
NETBANK	NTBK	0
NETCENTI	NCNTQ	0
NETEASE.	NTES	23
NETFLIX I	NFLX	0
NETGEAR	NTGR	0
NETGURU	NGRU	0
NETIQ CO	NTIQ	0
NETLOGIC	NETL	0
NETMANA	NETM	0
NETOPIA I	NTPA	0
NETRATIN	NTRT	0
NETSCOU	NTCT	0
NETSMAR	NTST	0
NETSOL T	NTWK	0
NETWOLV	WOLV	0
NETWORK	NASC	0

NETWORK	NTAP		0
NETWORK	NWKC		0
NETWORK	TNCXQ		0
NETWORK	NENG		0
NETWORK	NWK		0
NETWORK	NPLSQ		0
NETWORK	3NSSI		0
NETWORK	NET.N		0
NEUBERG	NBW	@NA	
NEUBERG	NDD	@NA	
NEUBERG	NOX	@NA	
NEUBERG	NBH	@NA	
NEUBERG	NBO	@NA	
NEUBERG	NRL	@NA	
NEUBERG	NRO	@NA	
NEUBERG	NRI	@NA	
NEUROBI	NTII		0
NEUROCR	NBIX		0
NEUROGE	NRGN		0
NEUROME	NURO		0
NEUSTAR	NSTR		0
NEUTRON	3NTRN		0
NEVADA C	NCEM		0
NEVADA C	UWN		0
NEVADA F	SRP2		0
NEVADA S	3NVSRF		9
NEVSUN F	NSU		9
NEW AME	HYB		0
NEW BRU	NBSC		0
NEW CEN	3NCNC		0
NEW CEN	3NCEY		0
NEW CEN	3NCEH		0
NEW CEN	NEW		0
NEW DRA	NWD		0
NEW ENG	NES3		0
NEW ENG	NEN		0
NEW FRO	NOOF		0
NEW GEN	NGPX		0
NEW GER	GF		0
NEW HAM	NHTB		0
NEW HOR	NEWHE		0
NEW IREL	IRL		0
NEW JERS	NJR		0
NEW PLAN	NXL		0
NEW RIVE	NRPH		0
NEW SKIE	0717B		18
NEW ULM	3NULM		0
NEW VALL	NVAL		0
NEW VISU	3NVEI		0
NEW WOR	3NWBD		0
NEW WOR	0272B		0

NEW WOF	NWRG		0
NEW YOR	NWY		0
NEW YOR	NYB		0
NEW YOR	NYB.PU	@NA	
NEW YOR	NYFM		0
NEW YOR	BBAL		0
NEW YOR	9845B		0
NEW YOR	NTR		0
NEW YOR	3NYRRE		0
NEW YOR	EAS2		0
NEW YOR	NYT		0
NEWALLIA	NAL		0
NEWBRID	NBGC		0
NEWCAST	NCT		0
NEWELL F	NWL		0
NEWFIELD	NFX		0
NEWMARI	3NWMV		0
NEWMARI	NEU		0
NEWMARI	3NMKT		0
NEWMIL B	NMIL		0
NEWMON	NEM		0
NEWPARK	NR		0
NEWPORT	NEWP		0
NEWPOWI	NWPWQ		0
NEWS CO	NCOM		0
NEWS CO	NWS.A		0
NEWTEK E	NKBS		0
NEXEN IN	NXY		9
NEXIQ TE	NEXQQ		0
NEXMED I	NEXM		0
NEXPRISE	NXPS		0
NEXSTAR	NXST		0
NEXT GEN	3NGMC		0
NEXT GEN	NGTHQ		0
NEXTCAR	NXCDQ		0
NEXTEL C	NXTL		0
NEXTEL P	NXTP		0
NEXTERA	NXRA		0
NEXTEST	NEXT		0
NEXTMED	0336B		0
NEXUS TE	3NXUSF		49
NFJ DIVID	NFJ	@NA	
NGAS RES	NGAS		9
NGP CAPI	NGPC	@NA	
NIAGARA	NGCD		0
NIAGARA	NMK1		0
NIC INC	EGOV		0
NICE SYS	NICE		49
NICHOLAS	NICK		9
NICHOLAS	NCV	@NA	
NICHOLAS	NCZ	@NA	

NICHOLAS	NAI	@NA	
NICOR INC	GAS		0
NIDEC CO	NJ		52
NIGHTHAV	3NIHK		0
NII HOLDIN	NIHD		0
NIKE INC	NKE		0
NIKU COR	NIKU		0
NINTENDO	NTDOY		52
NIPPON TI	NTT		52
NISOURCE	NI		0
NISSAN M	NSANY		52
NISSIN CO	NIS		52
NITCHES I	NICH		0
NITROMED	NTMD		0
NL INDUST	NL		0
NMHG HO	0548B		0
NMS COM	NMSS		0
NMT MEDI	NMTI		0
NMXS.COI	3NMXS		0
NN INC	NNBR		0
NO EUROI	NRT		0
NOBEL LE	NLCI		0
NOBILITY	NOBH		0
NOBLE CO	NE		23
NOBLE EN	NBL		0
NOBLE INT	NOBL		0
NOBLE RO	3NROM		0
NOCOPI T	3NNUP		0
NOFIRE TI	3NFTI		0
NOGA ELE	NOGAQ		49
NOKIA CO	NOK		34
NOLAND C	NOLD		0
NOMOS C	NMOS		0
NOMURA I	NMR		52
NON INVA	3NIMU		0
NORAMPA	0383B		9
NORANDA	NRD		9
NORBORD	NBDFF		9
NORCROS	0570B		0
NORDIC A	NAT		18
NORDSON	NDSN		0
NORDSTR	JWN		0
NORFOLK	NSC		0
NORFOLK	NSC1		0
NORMEXS	3NXSIE		0
NORSAT II	3NSATF		9
NORSK HY	NHY		70
NORTECH	NSYS		0
NORTEL IN	NTL		12
NORTEL N	NT.US		9
NORTEL N	NT		9

NORTEM	MTCH	68
NORTH AM	NGA	0
NORTH AM	3NAGM	0
NORTH AM	NATKC	0
NORTH AM	0337B	0
NORTH AM	PAL	9
NORTH AM	NASI	0
NORTH AT	0199B	0
NORTH BA	NBAN	0
NORTH CE	FFFD	0
NORTH FC	NFB	0
NORTH PI	NPSI	0
NORTH PC	NPTE	0
NORTH SH	PGL2	0
NORTH VA	NOVB	0
NORTHEA	NBN	0
NORTHEA	NEIB	0
NORTHEA	0345B	0
NORTHEA	NEPF	0
NORTHEA	NU	0
NORTHER	NBP	0
NORTHER	NBP1	0
NORTHER	NAK	9
NORTHER	3NREB	0
NORTHER	3HSDME	9
NORTHER	GAS1	0
NORTHER	NI1	0
NORTHER	NTO	9
NORTHER	XEL2	0
NORTHER	XEL1	0
NORTHER	NSFC	0
NORTHER	NTI	0
NORTHER	NTRS	0
NORTHFIE	NFLD	0
NORTHGA	NXG	9
NORTHLA	0273B	0
NORTHLA	3NRCNA	0
NORTHRIM	NRIM	0
NORTHRC	NOC	0
NORTHST	NRF	0
NORTHWA	NWFI	0
NORTHWE	NWAC	0
NORTHWE	NWSB	0
NORTHWE	3NWBT	0
NORTHWE	NWN	0
NORTHWE	NWPX	0
NORTHWE	WMB2	0
NORTHWE	NWEC	0
NORTHWE	9745B	0
NORWOOI	NWFL	0
NOTIFY TE	3NTFY	0

NOVA BIO	3NVBG	0
NOVA CHE	NCX	9
NOVA ME/	NVMI	49
NOVA NAT	3NVNUE	0
NOVACEP	NVCT	0
NOVADEL	NVD	0
NOVAGOL	NG	9
NOVAMED	NOVA	0
NOVAMER	TONS	9
NOVARTIS	NVS	89
NOVASTA	NFI	0
NOVATEL	NGPS	9
NOVATEL	NVTL	0
NOVAVAX	NVAX	0
NOVEL DE	NVLD	13
NOVELIS I	NVL	9
NOVELL IN	NOVL	0
NOVELLUS	NVLS	0
NOVEN PH	NOVN	0
NOVEON I	NOV.1	0
NOVO NET	3NVNW	0
NOVO-NO	NVO	26
NOVOGEN	NVGN	14
NOVOSTE	NOVT	0
NPS PHAR	NPSP	0
NQL DRILL	3NQDRF	9
NQL INC	NQLIQ	0
NRG ENER	NRG	0
NRG INC	3NRGD	0
NS GROUI	NSS	0
NS8 CORP	3NSEO	0
NSTAR	NST	0
NSTOR TE	NSO	0
NT HOLDII	3NTHH	0
NTELOS IN	3NTLOQ	0
NTL INC	NTLI	0
NTN COMI	NTN	0
NTT DOCC	DCM	52
NU HORIZ	NUHC	0
NU SKIN E	NUS	0
NUANCE (	NUAN	0
NUCENTR	NCNXQ	0
NUCLEAR	3NSOLE	0
NUCO2 IN	NUCO	0
NUCOR C(	NUE	0
NUMATICS	0274B	0
NUMEREX	NMRX	0
NUR MACI	NURMC	49
NUTRA PH	3NPHC	0
NUTRACE	NUTR	0
NUTRI SYS	NSI	0

NUTRITIO	NXXI		0
NUTRITIO	NMSCA		0
NUTRITIO	9448B		0
NUVASIVE	NUVA		0
NUVEEN A	NFZ		0
NUVEEN A	NAZ		0
NUVEEN A	NXE	@NA	
NUVEEN A	NKR		0
NUVEEN C	NVX		0
NUVEEN C	NZH		0
NUVEEN C	NAC		0
NUVEEN C	NQC		0
NUVEEN C	NCO		0
NUVEEN C	NCU		0
NUVEEN C	NUC		0
NUVEEN C	NXC		0
NUVEEN C	NVC		0
NUVEEN C	NCA		0
NUVEEN C	NCP		0
NUVEEN C	NTC		0
NUVEEN C	NGO	@NA	
NUVEEN C	NFC		0
NUVEEN C	NGK		0
NUVEEN D	NXZ		0
NUVEEN D	NZF		0
NUVEEN D	JDD	@NA	
NUVEEN D	NAD		0
NUVEEN E	JPZ	@NA	
NUVEEN E	JSN	@NA	
NUVEEN F	NUF		0
NUVEEN F	NQF		0
NUVEEN F	JRO	@NA	
NUVEEN F	JFR	@NA	
NUVEEN C	NKG	@NA	
NUVEEN C	NZX		0
NUVEEN C	NPG		0
NUVEEN I	NKX	@NA	
NUVEEN I	NWF	@NA	
NUVEEN I	NGX	@NA	
NUVEEN I	NRK	@NA	
NUVEEN I	NKL		0
NUVEEN I	NCL		0
NUVEEN I	NPC		0
NUVEEN I	NVG		0
NUVEEN I	NFL		0
NUVEEN I	NIO		0
NUVEEN I	NNF		0
NUVEEN I	NKO		0
NUVEEN I	NPX		0
NUVEEN I	NQI		0
NUVEEN I	JNC		0

NUVEEN I	NQM		0
NUVEEN N	NMB		0
NUVEEN N	NMT		0
NUVEEN N	NWI	@NA	
NUVEEN N	NZR		0
NUVEEN N	NFM		0
NUVEEN N	NMY		0
NUVEEN N	NZW		0
NUVEEN N	NMP		0
NUVEEN N	NUM		0
NUVEEN N	NOM		0
NUVEEN N	NMA		0
NUVEEN N	NMZ	@NA	
NUVEEN N	NMO		0
NUVEEN N	NUV		0
NUVEEN N	NMI		0
NUVEEN N	NNO		0
NUVEEN N	NNC		0
NUVEEN N	NQJ		0
NUVEEN N	NNJ		0
NUVEEN N	NNY		0
NUVEEN N	NNP		0
NUVEEN N	NVN		0
NUVEEN N	NII	@NA	
NUVEEN N	NRB		0
NUVEEN N	NXJ		0
NUVEEN N	NUJ		0
NUVEEN N	NXK		0
NUVEEN N	NAN		0
NUVEEN N	NQN		0
NUVEEN N	NUN		0
NUVEEN N	NXN		0
NUVEEN C	NBJ		0
NUVEEN C	NXI		0
NUVEEN C	NVJ		0
NUVEEN C	NUO		0
NUVEEN F	NXM		0
NUVEEN F	NVY		0
NUVEEN F	NQP		0
NUVEEN F	NPY		0
NUVEEN F	NPP		0
NUVEEN F	JPC	@NA	
NUVEEN F	JQC	@NA	
NUVEEN F	NPM		0
NUVEEN F	NPT		0
NUVEEN F	NPI		0
NUVEEN F	NIF		0
NUVEEN F	NPF		0
NUVEEN C	NQU		0
NUVEEN C	JPS	@NA	
NUVEEN C	JHP	@NA	

NUVEEN C	JTP	@NA	
NUVEEN F	JRS		0
NUVEEN S	NIM		0
NUVEEN S	NQS		0
NUVEEN S	NXP		0
NUVEEN S	NXQ		0
NUVEEN S	NXR		0
NUVEEN S	NSL		0
NUVEEN T	NEA	@NA	
NUVEEN T	JTA	@NA	
NUVEEN T	JFP	@NA	
NUVEEN T	NTX		0
NUVEEN V	NNB		0
NUVEEN V	NGB		0
NUVEEN V	NPV		0
NUVELO II	NUVO		0
NUVIM INC	NUVM		0
NUWAVE T	3NUWV		0
NUWAY M	NMED		0
NVE CORP	NVEC		0
NVIDIA CC	NVDA		0
NVR INC	NVR		0
NWH INC	NWIR		0
NX NETWC	NXWXQ		0
NYER MEI	NYER		0
NYFIX INC	NYFXE		0
NYMAGIC	NYM		0
NYMOX PH	NYMX		9
O & Y PRC	9887B		9
O C G TEC	3OCGT		0
O I CORP	OICO		0
O'CHARLE	CHUX		0
O'REILLY /	ORLY		0
O2DIESEL	OTD		0
O2MICRO	OIIM		23
OAK HILL	OAKF		0
OAK STRE	OAKS		0
OAKLEY IN	OO		0
OAKRIDGE	3OAKR		0
OAKWOOI	OKWHQ		0
OAO TATN	TNT		38
OASIS SEI	OASI		0
OBJECTS(	OSFT		0
OBN HOLI	3OBNH		0
OBSIDIAN	3OBDE		0
OCA INC	OCA		0
OCCAM NI	3OCCM		0
OCCIDENT	OXY		0
OCCULOG	RHEO		0
OCCUPAT	3OHRI		0
OCE NV -/	OCENY		68

OCEAN BI	OBCI	0
OCEAN SH	OSHC	0
OCEAN W	3OWHC	0
OCEANEE	OII	0
OCEANFIF	OCFC	0
OCEANIC	3OCEX	0
OCTEL CC	OTL	0
OCWEN FI	OCN	0
ODIMO IN	ODMO	0
ODYSSEY	ODSY	0
ODYSSEY	OMR	0
ODYSSEY	OPIX	0
ODYSSEY	ORH	0
OFFICE DI	ODP	0
OFFICEMA	OMX	0
OFFSHOR	OLG	0
OFFSHOR	3OFSYF	9
OGE ENEF	OGE	0
OGLEBAY	3OGBY	0
OGLETHO	5685B	0
OHIO ART	OART	0
OHIO CAS	OCAS	0
OHIO EDIS	FE1	0
OHIO LEG	OLCB	0
OHIO POW	AEP5	0
OHIO VALI	OVBC	0
OIL DRI C	ODC	0
OIL SERVI	OIH	0
OIL STATE	OIS	0
OILGEAR	OLGR	0
OKLAHOM	OGE1	0
OLD DOMI	9840B	0
OLD DOMI	ODFL	0
OLD LINE	OLBK	0
OLD NATI	ONB	0
OLD POIN	OPOF	0
OLD REPU	ORI	0
OLD SECC	OSBC	0
OLICOM A	OLCMF	26
OLIN COR	OLN	0
OLYMPIC	3OLYD	0
OLYMPIC	ZEUS	0
OM GROU	OMG	0
OMEGA C	0275B	0
OMEGA FI	OMEF	0
OMEGA HI	OHI	0
OMEGA PI	OME	0
OMEGA VI	3OMGV	0
OMEGA VI	0358B	0
OMI CORP	OMM	82
OMNI ENE	OMNI	0

OMNI USA	3OUSA	0
OMNICARI	OCR	0
OMNICELL	OMCL	0
OMNICOM	OMC	0
OMNISKY	OMNY	0
OMNIVISI(	OVTI	0
OMNOVA :	OMN	0
OMTOOL I	OMTL	0
ON ASSIG	ASGN	0
ON SEMIC	ONNN	0
ON THE G	3OGHC	0
ON TRACK	OTIV	49
ON2 TECH	ONT	0
ONCOLYT	ONCY	9
ONCOR EI	TXU3	0
ONE LIBEI	OLP	0
ONE LINK	3OLKT	0
ONE PRIC	ONPRQ	0
ONE VOIC	3ONEV	0
ONECAP	3ONEA	0
ONEIDA F	ONFC	0
ONEIDA L	3ONEI	0
ONEOK IN	OKE	0
ONLINE P(	OPWR	0
ONLINE PI	3OLPC	0
ONLINE RI	ORCC	0
ONSPAN N	3ONSP	0
ONSTREA	ONSM	0
ONTRO IN	ONTR	0
ONVIA INC	ONVI	0
ONYX PH/	ONXX	0
ONYX SOI	ONXS	0
OPEN SOL	OPEN	0
OPEN TEX	OTEX	9
OPENTV C	OPTV	13
OPENWAV	OPWV	0
OPHTHALI	3OISI	0
OPINION F	ORCI	0
OPLINK C(	OPLK	0
OPNET TE	OPNT	0
OPPENHE	OPY	9
OPPENHE	OMS	0
OPSWARE	OPSW	0
OPT-SCIE	OPST	0
OPTELEC(	OPTC	0
OPTI INC	3OPTI	0
OPTIBASE	OBAS	49
OPTICAL (	OCCF	0
OPTICAL (	OCPI	0
OPTICAL S	3OPTL	0
OPTICARE	OPT	0

OPTICON	OPMI	0
OPTIMAL (	OPMR	9
OPTIMUMI	OPHC	0
OPTIO SO	3OPTO	0
OPTION C	OPTN	0
OPTIONS>	OXPS	0
ORACLE (	ORCL	0
ORAGENI(	ONI	0
ORALABS	OLAB	0
ORANGE &	ED2	0
ORANGE 2	ORNG	0
ORASURE	OSUR	0
ORBIT E-C	3OECI	0
ORBIT INT	ORBT	0
ORBIT/FR	3ORFR	0
ORBITAL (	3OBTLY	14
ORBITAL S	ORB	0
ORBOTEC	ORBK	49
ORCHID B	ORCH	0
ORCKIT C	ORCT	49
OREGON S	OS	0
ORETECH	ORTE	0
OREZONE	OZN	9
ORGANITE	ORGT	0
ORGANOC	3ORGG	0
ORIENT-E	OEH	18
ORIENTAL	OFG	0
ORIGEN F	ORGN	0
ORION HE	ONH	0
ORIX COR	IX	52
ORLEANS	OHB	0
ORMAT TE	ORA	0
ORPHAN M	ORPH	0
ORRSTOW	3ORRF	0
ORTEC IN	3ORTN	0
ORTHODC	3OTIX	0
ORTHOFIX	OFIX	67
ORTHOLO	OLGC	0
ORTHOME	3OMRX	0
ORTHOVIT	VITA	0
ORYX TEC	3ORYX	0
OSCIENT I	OSCI	0
OSE USA I	3OSEE	0
OSHKOSH	GOSHA	0
OSHKOSH	OSK	0
OSI PHAR	OSIP	0
OSI SYSTE	OSIS	0
OSTEOTE	OSTE	0
OTELCO II	OTT	0
OTTER TA	OTTR	0
OURPETS	3OPCO	0

OUT-TAKE	OUTT	0
OUTBACK	OSI	0
OUTDOOF	OUTD	0
OUTLOOK	OUTL	0
OVERHILL	OFI	0
OVERLAN	OVRL	0
OVERNITE	OVNT	0
OVERSEA	OSG	0
OVERSTO	OSTK	0
OWENS &	OMI	0
OWENS C	3OWENQ	0
OWENS-IL	OI	0
OWNERTE	OTEL	0
OXFORD I	OXM	0
OXIGENE	OXGN	0
OXIS INTE	3OXIS	0
OYO GEO	OYOG	0
P & F INDU	PFIN	0
P F CHAN	PFCB	0
P-COM IN	3PCMC	0
P.A.M. TR	PTSI	0
PAB BANK	PAB	0
PAC-WES	PACW	0
PACCAR F	PCAR1	0
PACCAR I	PCAR	0
PACCAR I	PCAR.F	0
PACE HEA	3PCES	0
PACE MED	3PMDLE	0
PACEL CC	3PCLL	0
PACER HE	3PHLH	0
PACER IN	PACR	0
PACHOLD	PHF	0
PACIFIC A	PAI	0
PACIFIC B	3PBME	0
PACIFIC C	PCBC	0
PACIFIC C	PAM	0
PACIFIC C	PCBK	0
PACIFIC E	PPX	0
PACIFIC E	SRE1	0
PACIFIC G	PCG1	0
PACIFIC I	PCNTF	84
PACIFIC L	9762B	0
PACIFIC M	3PMIC	0
PACIFIC M	PMBC	0
PACIFIC P	PPBI	0
PACIFIC R	PMU	9
PACIFIC S	PSUN	0
PACIFICAI	3PFEH	0
PACIFICAI	PHS	0
PACIFICHI	3PHLI	0
PACIFICNI	PACT	0

PACIFICOI	9989B	0
PACKAGIN	PKG	0
PACKAGIN	PKDY	0
PACKETEI	PKTR	0
PACKETP(	3PKPT	0
PACTIV C(	PTV	0
PAID INC	3PAYD	0
PAIN THEI	PTIE	0
PAINCARE	PRZ	0
PALATIN T	PTN	0
PALIGENT	3PGNT	0
PALL COR	PLL	0
PALM HAF	PHHM	0
PALMETT(	PTTTS	0
PALMONE	PLMO	0
PALMSOU	PSRC	0
PALOMAR	PMTI	0
PAMRAPC	PBCI	0
PAN AMEF	PAAS	9
PAN PAC I	PNP	0
PAN-OCE/	PNYBF	31
PANACO I	PNOIQ	0
PANAMER	PNB	0
PANAMSA	PA	0
PANAVISI(	3PVIS	0
PANERA E	PNRA	0
PANHAND	PEL1	0
PANHAND	PHX	0
PANTRY II	PTRY	0
PAO DE A(	CBD	20
PAPA JOH	PZZA	0
PAPER W/	PWHSQ	0
PAPERCLI	3PCLP	0
PAR PHAF	PRX	0
PAR TECH	PTC	0
PARADIGN	3PMED	0
PARADISE	3PARF	0
PARADYN	PDYN	0
PARAGON	3PGNF	0
PARAGON	PRG	0
PARAGON	PTG	0
PARALLEL	PLLL	0
PARAMET	PMTC	0
PAREXEL	PRXL	0
PARK BAN	PFED	0
PARK CIT\	3PKCY	0
PARK ELE	PKE	0
PARK NAT	PRK	0
PARK OHI	PKOH	0
PARKE BA	PKBK	0
PARKER D	PKD	0

PARKER-H	PH	0
PARKERV	PRKR	0
PARKVALI	PVSA	0
PARKWAY	PKY	0
PARLAY E	PRYNF	0
PARLEX C	PRLX	0
PARLUX F	PARL	0
PARTNER	PTNR	49
PARTNER	PRE	18
PARTNER	PRTR	0
PARTY CI	PCTY	0
PASW INC	3PASW	0
PATH 1 NE	PNO	0
PATHFIND	PBHC	0
PATHMAR	PTMK	0
PATIENT I	3PATY	0
PATIENT S	PST	0
PATINA OI	POG	0
PATRICK I	PATK	0
PATRIOT I	PNBK	0
PATRIOT S	3PTSC	0
PATRIOT T	PATR	0
PATTERS(	PDCO	0
PATTERS(	PTEN	0
PAULA FIN	PFCO	0
PAULSON	PLCC	0
PAV REPL	RSBQ	0
PAVING S	PVNG	0
PAXAR CC	PXR	0
PAXSON C	PAX	0
PAY-O-MA	PAYO	0
PAYCHEX	PAYX	0
PAYLESS	PSS	0
PAYMENT	3PYDS	0
PC CONNE	PCCC	0
PC MALL I	MALL	0
PCA INTEI	0431B	0
PCCW LTI	PCW	40
PCD INC	PCDIQ	0
PCTEL INC	PCTI	0
PDF SOLU	PDFS	0
PDG ENVI	3PDGE	0
PDI INC	PDII	0
PDV AMEI	0276B	0
PDVSA FIN	0210B	23
PEABODY	BTU	0
PEACE AR	PAE	9
PEAK ENT	3PKEHE	0
PEAK INTE	PEAK	18
PEAPACK-	PGC	0
PEARSON	PSO	31

PEC SOLU	PECS	0
PECHINEY	PEHYY	35
PECO ENE	EXC1	0
PECO II IN	PIII	0
PEDIATRIC	PSAI	0
PEDIATRIX	PDX	0
PEEBLES	6651A	0
PEERLESS	PMFG	0
PEERLESS	PRLS	0
PEET'S CO	PEET	0
PEGASUS	3YYCRC	0
PEGASUS	PGTVE	0
PEGASUS	PEGS	0
PEGASYS	PEGA	0
PELICAN F	PFI	0
PEMCO A\	PAGI	0
PEMSTAR	PMTR	0
PENFORD	PENX	0
PENGROV	PGH	9
PENHALL	0343B	0
PENINSUL	0277B	0
PENINSUL	PPRX	0
PENN ENC	PNN	0
PENN NAT	PENN	0
PENN OCT	POCC	0
PENN TRA	PNFTQ	0
PENN TRE	PTA	0
PENN VIR	PVA	0
PENN VIR	PVR	0
PENNEXX	PNNX	0
PENNEY (	JCP	0
PENNEY (	JCP1	0
PENNFED	PFSB	0
PENNICHU	PNNW	0
PENNROC	PRFS	0
PENNS W	PWOD	0
PENNSYL\	COBH	0
PENNSYL\	GPU2	0
PENNSYL\	FE2	0
PENNSYL\	PEI	0
PENTACO	PTACQ	0
PENTAIR I	PNR	0
PENTON M	3PTON	0
PENWEST	PPCO	0
PEOPLE'S	PBCT	0
PEOPLES	PFDC	0
PEOPLES	PEBO	0
PEOPLES	PEBK	0
PEOPLES	PBTC	0
PEOPLES	PCBI	0
PEOPLES	PGL	0

PEOPLES	PFBX		0
PEOPLES	PGL3		0
PEOPLES-	PSFC		0
PEOPLESI	PSPT		0
PEP BOYS	PBY		0
PEPCO HC	POM		0
PEPSI BO	PBG		0
PEPSIAME	PAS		0
PEPSICO I	PEP		0
PER-SE TE	PSTI		0
PERCEPTI	PRCP		0
PERDIGAC	PDA		20
PEREGRIN	PPHM		0
PEREGRIN	PRGN		0
PERFECTI	3PERF		0
PERFICIEI	PRFT		0
PERFORM	PFGC		0
PERFORM	PTIX		0
PERICOM	PSEM		0
PERINI CC	PCR		0
PERKINEL	PKI		0
PERMA-FI	PESI		0
PERMIAN	PBT		0
PEROT SY	PER		0
PERPETU	3PFOH		0
PERRIGO	PRGO		0
PERRY-JU	9843B		0
PERU COF	CUP	@NA	
PERVASIV	PVSW		0
PETAQUIL	3PTQMF		9
PETCO AN	PETC		0
PETER KIE	0404B		0
PETMED E	PETS		0
PETRIE ST	3PSTLS		0
PETRO ST	2175B		0
PETRO-CA	PCZ		9
PETROBR	PBR		20
PETROBR	PZE		12
PETROCH	PTR		11
PETROFU	PTF		9
PETROGE	3PTGC		0
PETROHA	HAWK		0
PETROKA	PKZ		9
PETROL IN	3PTLD		0
PETROLEI	PEO		0
PETROLEI	PETD		0
PETROLEI	PGS		70
PETROLEI	PHELK		0
PETROMIN	PTRO		0
PETROQU	PQUE		0
PETSMAR	PETM		0

PFEIFFER	PV	36
PFF BANC	PFB	0
PFIZER IN	PFE	0
PFS BANC	PBNC	0
PFSWEB I	PFSW	0
PG&E COI	PCG	0
PG&E GAS	PCG3	0
PG&E NAT	PCG2	0
PGI INC	PGAI	0
PHAGE GE	3PHGG	0
PHARMAC	3PHFR	0
PHARMAC	PPH	0
PHARMAC	PPDI	0
PHARMAC	PCOP	0
PHARMAC	PCYC	0
PHARMAN	3PHAR	0
PHARMIOI	PHRM	0
PHARMOS	PARS	0
PHARSIGH	3PHST	0
PHASE FC	PFWD	0
PHASE III	3PHSM	0
PHAZAR C	ANTP	0
PHC INC/N	3PIHC	0
PHELPS D	PD	0
PHH CORI	PHH	0
PHILADEL	PHLY	0
PHILIP MC	MO.F	0
PHILIPP B	0278B	0
PHILIPPIN	PHI	76
PHILIPS IN	PHIR	0
PHILLIPS-'	PVH	0
PHOENIX	0279B	0
PHOENIX	PNX	0
PHOENIX	PXG	0
PHOENIX	PGLD	0
PHOENIX	PTEC	0
PHONE 1C	3PHGW	0
PHOTOME	PHMD	0
PHOTON I	PHTN	0
PHOTONIC	3PHOX	0
PHOTONIC	3PHPG	0
PHOTOWC	3FOTO	0
PHOTRON	PLAB	0
PHYSIOMI	PHYX	0
PHYTOME	3PYTO	0
PICCADILI	PICZQ	0
PICK UPS	3PUPS	0
PICO HOL	PICO	0
PIEDMON	PNY	0
PIER 1 IMI	PIR	0
PIERRE F(	0602B	0

PILGRIMS	PPC		0
PILLOWTE	PWTXQ		0
PIMCO CA	PCQ		0
PIMCO CA	PZC	@NA	
PIMCO CA	PCK	@NA	
PIMCO CC	PCM		0
PIMCO CC	PCN		0
PIMCO CC	PTY	@NA	
PIMCO FL	PFL	@NA	
PIMCO FL	PFN	@NA	
PIMCO HI	PHK	@NA	
PIMCO MU	PMX	@NA	
PIMCO MU	PMF		0
PIMCO MU	PML	@NA	
PIMCO NY	PNI	@NA	
PIMCO NY	PYN	@NA	
PIMCO NY	PNF		0
PIMCO ST	RCS		0
PINGCHU/	3PGCN		0
PINNACLE	PNCL		0
PINNACLE	PLE		0
PINNACLE	PNS		0
PINNACLE	PNK		0
PINNACLE	PNFP		0
PINNACLE	PCLE		0
PINNACLE	PNW		0
PIONEER	PIO		52
PIONEER	PONR		0
PIONEER	PDC		0
PIONEER	PHD	@NA	
PIONEER	PHT	@NA	
PIONEER	MUO		0
PIONEER	MAV	@NA	
PIONEER	MHI	@NA	
PIONEER	PXD.P		0
PIONEER	PXD		0
PIONEER	PRRR		0
PIONEER	PBF	@NA	
PIPER JAF	PJC		0
PISMO CC	2638B		0
PITNEY BO	PBI1		0
PITNEY BO	PBI		0
PITTSBUR	PW		0
PIXAR	PIXR		0
PIXELWOI	PXLW		0
PIZZA INN	PZZI		0
PLACER D	PDG		9
PLACER S	PLSB		0
PLAINS AL	PAA		0
PLAINS E>	PXP		0
PLAINTRE	3LANPF		9

PLANAR S	PLNR	0
PLANET H	PHWDQ	0
PLANET T	3PLNT	0
PLANETOI	LGBT	0
PLANGRA	PGRA	0
PLANTROI	PLT	0
PLASTIC S	3PSUG	0
PLASTIPA	0280B	0
PLATINUM	PTP	18
PLATO LE	TUTR	0
PLAY BY F	3PBYPQ	0
PLAYBOY	PLA	0
PLAYTEX	PYX	0
PLC SYST	PLC	9
PLEXUS C	PLXS	0
PLIANT C(	0281B	0
PLIANT SY	PLNS	0
PLM EQUI	GFYPZ	0
PLM EQUI	GFWPZ	0
PLM EQUI	GFXPZ	0
PLUG POV	PLUG	0
PLUM CRE	PCL	0
PLUMTRE	PLUM	0
PLX TECH	PLXT	0
PLYMOUT	PLRBA	0
PMA CAPI	PMACA	0
PMC COM	PCC	0
PMC-SIER	PMCS	0
PMI GROU	PMI	0
PNC FINAI	PNC	0
PNM RES(	PNM	0
PNY TECH	PNYT	0
POCAHON	PFSL	0
POGO PR(	PPP	0
POINDEXT	9101B	0
POINT THI	POTP	0
POINT.36(	PTSX	0
POINTE FI	PNTE	0
POLAR M(	3POMHE	0
POLARIS I	PII	0
POLO RAL	RL	0
POLYAIR I	PPK	9
POLYCOM	PLCM	0
POLYDEX	POLXF	21
POLYMED	PLMD	0
POLYMER	3POLGA	0
POLYMER	PROAQ	0
POLYMER	3PYSU	0
POLYMET	3POMGF	9
POLYONE	POL	0
POLYPOR	PPO	0

POMEROY	PMRY		0
PONY EXP	PYXP		0
POORE BF	SNAK		0
POP N GO	3POPN		0
POPE & TA	POP		0
POPE RES	POPEZ		0
POPULAR	BPOP		0
PORT FIN/	PORT		0
PORTA SY	3PYTM		0
PORTAL S	PRSFE		0
PORTALPI	PLAY		0
PORTEC F	PRPX		0
PORTFOLI	PRAA		0
PORTLANI	ENRNQ2		0
PORTOLA	0282B		0
PORTUGA	PT		77
POSCO -A	PKX		56
POSITRON	3POSC		0
POSSIS M	POSS		0
POST PRC	PPS		0
POTASH C	POT		9
POTLATCH	PCH		0
POTOMAC	POM1		0
POTOMAC	AYE2		0
POTOMAC	POM3		0
POWDER	3PRVB		0
POWELL II	POWL		0
POWER 3	3PWRME		0
POWER IN	POWI		0
POWER TI	3PWTC		0
POWER-O	PWER		0
POWERBF	PWRB		0
POWERCE	PCRV		0
POWERCO	3PWCL		0
POWERDS	PDSN		0
POWERSH	PWC	@NA	
POWERSH	PWO	@NA	
POWERSC	PSRE		0
POWERW/	PWAV		0
POZEN IN	POZN		0
PPG INDU	PPG		0
PPL CORP	PPL		0
PPL ELEC	PPL2		0
PPL ENER	PPL1		0
PPL MONT	PPL3		0
PPT VISIO	PPTV		0
PR SPECI/	PRNC		0
PRA INTEI	PRAI		0
PRACTICE	3PXPT		0
PRAECIS I	PRCS		0
PRAIRIE P	3PRPEF		9

PRANA BI(	PRAN		14
PRANDIUN	3PDIMQ		0
PRAXAIR I	PX		0
PRB GAS ˙	PRB		0
PRECIS IN	PCIS		0
PRECISIO	3PACI		0
PRECISIO	PCP		0
PRECISIO	PDS		9
PRECISIO	POCI		0
PREFERR	PSW	@NA	
PREFERR	PSY	@NA	
PREFORM	PLPC		0
PREMCOF	PCO		0
PREMCOF	6205A		0
PREMIER	PREM		0
PREMIER	3PXHB		0
PREMIER	PFP		31
PREMIER	PFBI		0
PREMIERE	PGI		0
PREMIER\	PRWT		0
PREMIUM	3PREBF		9
PREMIUM	0340B		0
PRENTISS	PP		0
PREPAID I	PPD		0
PRESCIEN	3PPID		0
PRESIDEN	3PREZQ		0
PRESIDEN	PLFE		0
PRESIDEN	PDL.B		0
PRESSTEI	PRST		0
PRESSUR	PBIO		0
PRESTIGE	PBH		0
PRG-SCHU	PRGX		0
PRICE (T.	TROW		0
PRICE CO	PR		0
PRICELINE	PCLN		0
PRICESM/	PSMT		0
PRIDE INT	PDE		0
PRIMACOI	3PCAGY		36
PRIMAL S(	3PSOL		0
PRIMARY	PRDCQ		0
PRIME GR	PGE		0
PRIMEDE)	3PMDX		0
PRIMEDIA	PRM		0
PRIMEENE	PNRG		0
PRIMUS G	PRS		18
PRIMUS T	PRTL		0
PRINCETC	PMGIF		9
PRINCETC	PNBC		0
PRINCETC	REVU		0
PRINCIPA	PFG		0
PRINTRON	PTNX		0

PRIORITY	PHCC		0
PRISM SO	3PSOF		0
PRIVATE E	PBIZ		0
PRIVATE M	PRVT		0
PRIVATEB	PVTB		0
PRN CORI	PRNC.1		0
PRO-DEX	PDEX		0
PRO-FAC	1279B		0
PRO-PHAI	PRW		0
PROASSU	PRA		0
PROCENT	PROS		0
PROCTER	PG		0
PROCYTE	3PRCY		0
PRODUCT	3PRAC		0
PROFILE T	3PRTK		0
PROGEN I	PGLAF		14
PROGENI(	PGNX		0
PROGINE	3PRGF		0
PROGRAM	PROG		0
PROGRES	PGN		0
PROGRES	PRGS		0
PROGRES	PGR		0
PROLOGI(	3PRLO		0
PROLOGIS	PLD		0
PROLONG	PRL		0
PROQUES	PQE		0
PROSOFT	POSO		0
PROSPEC	PSEC	@NA	
PROSPEC	PZZ	@NA	
PROSPEC	PHY		0
PROSPEC	CNN		0
PROSPER	PRSP		0
PROTALE	3PRTX		0
PROTECT	3PONN		0
PROTECT	PL		0
PROTEIN I	PDLI		0
PROTEIN I	3PPTI		0
PROTOSC	3PSCO		0
PROVALIS	PVLS		31
PROVECT	3PVCT		0
PROVENA	PZA		0
PROVIDE	PRVD		0
PROVIDEN	PWX		0
PROVIDEN	PRSC		0
PROVIDEN	PBCP		0
PROVIDEN	PBKS		0
PROVIDEN	PVX		9
PROVIDEN	PFS		0
PROVIDEN	PROV		0
PROVIDIA	PVN		0
PROVINCE	PRV		0

PROVISIO	PVNO	0
PROVO IN	FNTP	0
PROXIM C	PROX	0
PROXYME	PILL	0
PRUDENT	PBIP	0
PRUDENT	PRU	0
PRUDENT	8802B	0
PRUDENT	PUK	31
PS BUSINI	PSB	0
PSB BANC	PSBI	0
PSB HOLD	PSBH	0
PSC INC	PSCXQ	0
PSEG ENE	PEG2	0
PSEG POV	PEG3	0
PSF GROU	0510B	0
PSI ENERG	CIN3	0
PSI TECHI	PSIT	76
PSINET IN	3PSIXQ	0
PSIVIDA L	PSDV	14
PSS INC	PSSS	0
PSS WORI	PSSI	0
PSYCHEM	PMD	0
PSYCHIAT	PSYS	0
PT INDOS/	IIT	45
PTS INC	3PTSNE	0
PUBLIC SE	NCE1	0
PUBLIC SE	SCG2	0
PUBLIC SE	PNM1	0
PUBLIC SE	CSR2	0
PUBLIC SE	NU4	0
PUBLIC SE	PEG1	0
PUBLIC SE	PEG	0
PUBLIC ST	PSA	0
PUBLICAR	3CARD	0
PUBLICIS	PUB	35
PUBLIX SU	3PUSH	0
PUGET EN	PSD	0
PUGET SO	PSD1	0
PULASKI F	PULB	0
PULITZER	PTZ	0
PULTE HO	PHM	0
PURADYN	PFT	0
PURCHAS	3PURCE	0
PURE BIO	3PURE	0
PURE WO	PURW	0
PURECYC	PCYO	0
PUTNAM C	PCA	0
PUTNAM H	PCF	0
PUTNAM H	PYM	0
PUTNAM I	PGM	0
PUTNAM M	PTM	0

PUTNAM M	PMM	0
PUTNAM M	PMT	0
PUTNAM M	PIM	0
PUTNAM M	PMO	0
PUTNAM M	PMG	0
PUTNAM M	PMN	0
PUTNAM F	PPT	0
PUTNAM T	PMH	0
PVC CONT	3PVCC	0
PVF CAPIT	PVFC	0
PW EAGLE	PWEI	0
PXRE GRO	PXT	18
PYR ENEF	PYR	0
PYRAMID	PMID	0
PYRAMID	3PYOL	0
Q COMM I	QMM	0
QAD INC	QADI	0
QC HOLDI	QCCO	0
QCR HOLI	QCRH	0
QEP CO IN	QEPC	0
QIAGEN N	QGEN	68
QIAO XING	XING	13
QLOGIC C	QLGC	0
QLT INC	QLTI	9
QLT INC-P	QLTI.P	9
QMED INC	QMED	0
QORUS.CO	3QRUS	0
QSOUND I	QSND	9
QUADRAM	QD	0
QUAKER C	KWR	0
QUAKER F	QFAB	0
QUALCOM	QCOM	0
QUALITY D	QDIN	0
QUALITY D	QLTY	0
QUALITY F	QPDC	0
QUALITY S	QSII	0
QUALMAR	3QMRK	0
QUALSTAI	QBAK	0
QUANEX C	NX	0
QUANTA C	QNTA	18
QUANTA S	PWR	0
QUANTUM	DSS	0
QUANTUM	QTWW	0
QUARTZ M	3QZMRE	9
QUEBECO	3QBCRF	9
QUEBECO	IQW	9
QUEENST	QEE	9
QUEPASA	3QPSA	0
QUEST DI	DGX	0
QUEST RE	3QRCP	0
QUEST SO	QSFT	0

QUESTAR	STR	0
QUESTAR	STR1	0
QUESTAR	STR3	0
QUESTAR	STR2	0
QUESTCO	QSC	0
QUICK-ME	3QMDT	0
QUICKLO(	QUIK	0
QUICKSIL'	KWK	0
QUIDEL C(	QDEL	0
QUIGLEY (	QGLY	0
QUIKSILVE	ZQK	0
QUILMES	LQU	60
QUINENC(	LQ	22
QUINTILE:	0573B	0
QUINTON	QUIN	0
QUINTUS (	QNTSQ	0
QUIPP INC	QUIP	0
QUIXOTE (	QUIX	0
QUOKKA :	QKKAQ	0
QUOTESM	QUOT	0
QUOVADX	QVDX	0
QWEST C(	Q	0
QWEST C(	Q1	0
QXL RICAI	QXLRY	31
R & B INC	RBIN	0
R F INDUS	RFIL	0
R H DONN	RHD	0
R&G FINA	RGF	0
RAB ENTE	0480B	0
RAB HOLD	0479B	0
RACI HOL	0393B	0
RACKABLI	RACK	0
RADA ELE	RADI	49
RADCOM	RDCM	49
RADIAN G	RDN	0
RADIANT :	RADS	0
RADIATIO	RTSX	0
RADICA G	RADA	18
RADIO ON	ROIAK	0
RADIO UN	3UNCAQ	0
RADIOLO(	RGX	0
RADIOSH/	RSH	0
RADISYS (	RSYS	0
RADNOR I	RHCX	0
RADVA C(	3RDVA	0
RADVIEW	3RDVWF	49
RADVISIO	RVSN	49
RADWARE	RDWR	49
RADYNE (	RADN	0
RAE SYST	RAE	0
RAIKE FIN	3RKFG	0

RAILAMEF	RRA		0
RAINDANC	RNDC		0
RAINIER F	RPFG		0
RAINING [	RDTA		0
RAINMAKE	RMKR		0
RAIT INVE	RAS		0
RALCORP	RAH		0
RAM VENT	3RVHC		0
RAMBUS I	RMBS		0
RAMCO-G	RPT		0
RAMP COI	RCO		0
RAMTRON	RMTR		0
RAND CAF	RAND		0
RANDGOL	RANGY		85
RANDGOL	GOLD		31
RANGE RE	RRC		0
RANK GRC	RANKY		31
RAPTOR I	RAPT		0
RARE HOS	RARE		0
RAVEN INI	RAVN		0
RAVEN MC	3RVNM		0
RAYMOND	RJF		0
RAYONIEF	RYN		0
RAYTECH	RAY		0
RAYTHEO	RTN		0
RBS GLOE	0584B		0
RC2 CORF	RCRC		0
RCG COM	RCG		0
RCM TECH	RCMT		0
RCN CORI	RCNI		0
READ-RITI	RDRTQ		0
READERS	RDA		0
READING	RDI		0
READY MI	RMX		0
REAL EST	RIT		0
REALITY V	3RWLN		0
REALNETV	RNWK		0
REALTY IN	O		0
REAVES U	UTG	@NA	
RECEIVAE	3RCVA		0
RECKSON	RA		0
RECLAMA	3RCAA		0
RECONDI	RESY		0
RECOTON	RCOTQ		0
RED HAT I	RHAT		0
RED LAKE	GHVRF		9
RED ROBI	RRGB		0
REDBACK	RBAK		0
REDDI BR	3RDDI		0
REDDY IC	0526B		0
REDENVE	REDE		0

REDHOOK	HOOK	0
REDIFF.C(	REDF	44
REDOX TE	RDOX	0
REDWOOI	REBC	0
REDWOOI	RWT	0
REEBOK II	RBK	0
REED ELS	ENL	68
REED ELS	RUK	31
REFAC	REF	0
REFCO IN	RFX	0
REGAL EN	RGC	0
REGAL-BE	RBC	0
REGEN BI	3RGBI	0
REGENCY	3RAFI	0
REGENCY	REG	0
REGENER	RTIX	0
REGENER	REGN	0
REGENER	RGN	0
REGENT (	RGCI	0
REGI U S I	3RGUS	0
REGIONAI	RKH	0
REGIONS	RF	0
REGIONS	RF.P	0
REGIS CO	RGS	0
REGISTEF	RCOM	0
REGUS GI	REGSY	31
REHABCA	RHB	0
REINHOLI	RNHDA	0
REINSURA	RGA	0
RELIABILI	REAL	0
RELIABLE	3RPSIE	0
RELIANCE	RS	0
RELIANT E	RRI	0
RELIV INT	RELV	0
RELM WIR	3RELM	0
REMEC IN	REMC	0
REMEDYT	REMX	0
REMINGT(	REM	0
REMINGT(	9675B	0
REMOTE I	REDI	0
RENAISSA	RENN	0
RENAISSA	RLRN	0
RENAISSA	RNR	18
RENAL CA	RCI	0
RENASAN	RNST	0
RENOVIS	RNVS	0
RENT WA\	RWY	0
RENT-A-C	RCII	0
RENTECH	RTK	0
RENTRAK	RENT	0
REPLIGEN	RGEN	0

REPRO MI	3REPR	0
REPSOL Y	REP	86
REPTRON	3REPTQ	0
REPUBLIC	RJET	0
REPUBLIC	RBNC	0
REPUBLIC	RBCAA	0
REPUBLIC	FRBK	0
REPUBLIC	3RPGDF	9
REPUBLIC	RPRS	0
REPUBLIC	RSG	0
RES-CARE	RSCR	0
RESEARC	REFR	0
RESEARC	RIMM	9
RESERVE	8475B	0
RESERVE	3RSRV	0
RESMED I	RMD	0
RESOLUTI	0402B	0
RESOURC	REXI	0
RESOURC	RECN	0
RESPIRON	RESP	0
RESTAUR	0286B	0
RESTORA	RSTO	0
RETAIL HC	RTH	0
RETAIL VE	RVI	0
RETALIX L	RTLX	49
RETEK INC	RETK	0
RETRACT	RVP	0
REUNION	RUN	0
REUTERS	RTRSY	31
REV HOLD	9783B	0
REVCARE	RVCR	0
REVENUE	RPCFF	9
REVLON C	8135A	0
REVLON II	REV	0
REWARDS	IRN	0
REX STOF	RSC	0
REXAM PL	REXMY	31
REXHALL	REXL	0
REYNOLD	REY	0
REYNOLD	REY.F	0
REYNOLD	RAI	0
RF MICRO	RFMD	0
RF MONOI	RFMI	0
RG AMERI	3RGMIE	0
RGC RESC	RGCO	0
RHODIA -.	RHA	35
RHYTHMS	RTHMQ	0
RICA FOO	RCF	0
RICHARDS	RELLE	0
RICHMON	RIC	9
RICKS CAI	RICK	0

RIDGEFIE	3RDGA		0
RIDGEWO	3RWHTE		0
RIGEL PH	RIGL		0
RIGGS NA	RIGS		0
RIGHTNO	RNOW		0
RIMAGE C	RIMG		0
RINKER G	RIN		14
RIO NARC	RNO		9
RIO TINTC	RTOLY		14
RIO TINTC	RTP		31
RISK(GEO	3RISKA		0
RIT TECH	RITT		49
RITA MED	RITA		0
RITCHIE B	RBA		9
RITE AID (	RAD		0
RIVAL TE	3RVTIF		9
RIVER VA	RIVR		0
RIVERST	RSTN		0
RIVERVIE	RVSB		0
RIVIERA H	RIV		0
RIVIERA T	RTC		0
RLI CORP	RLI		0
RMK ADV	RMA	@NA	
RMK HIGH	RMH	@NA	
RMK STR	RSF	@NA	
RMR FIRE	RFR	@NA	
RMR HOS	RHR	@NA	
RMR REA	RMR	@NA	
ROADHO	3GRLL		0
ROANOKE	RESC		0
ROBBINS	RBN		0
ROBERT H	RHI		0
ROBERTS	RPI		0
ROBO GR	ROBO		49
ROBOCO	3RIMS		0
ROBOMA	3RBMXF		49
ROBOTIC	RVSIQ		0
ROCHE H	3RHHBY		89
ROCHEST	EAS1		0
ROCHEST	ROCM		0
ROCK EN	RENFF		9
ROCK OF	ROAC		0
ROCK-TE	RKT		0
ROCKETI	3RKTI		0
ROCKFOR	ROFO		0
ROCKVILL	RCKB		0
ROCKWEL	ROK		0
ROCKWEL	COL		0
ROCKWEL	RMTI		0
ROCKWO	0723B		0
ROCKWO	0465B		0

ROCKY M(	RMCF	0
ROCKY M(	3RMMI	0
ROCKY M	RMEC	0
ROCKY SI	RCKY	0
ROFIN SIN	RSTI	0
ROGERS (	RG	9
ROGERS (	ROG	0
ROHM AN	ROH	0
ROLLER B	0288B	0
ROLLINS I	ROL	0
ROMACOI	0289B	0
ROME BA	ROME	0
RONSON (	RONC	0
ROO GRO	3ROOG	0
ROOMLIN	3RMLXE	0
ROPER IN	ROP	0
ROSE HILI	0299B	0
ROSEDAL	ROSD	9
ROSS STC	ROST	0
ROSTELE(	ROS	38
ROTECH I	ROHI	0
ROTONIC	RMI	0
ROUGE IN	RGIDQ	0
ROUNDY'S	3016B	0
ROWAN C	RDC	0
ROWE CO	ROW	0
ROYAL & S	RSA	31
ROYAL BA	RBPAA	0
ROYAL BA	RBS.PG	31
ROYAL CA	RCL	61
ROYAL DU	RD	68
ROYAL DU	RDSC.CM	68
ROYAL GC	RGLD	0
ROYAL GF	RYG	9
ROYAL KP	KPN	68
ROYAL OL	ROCLF	61
ROYAL ST	3RYSMF	9
ROYALE E	ROYL	0
ROYCE FC	FUND	0
ROYCE MI	RMT	0
ROYCE VA	RVT	0
ROYSTER	0300B	0
RPC INC	RES	0
RPM INTE	RPM	0
RPM TECH	3RPMM	0
RS GROUI	3RSGC	0
RSA SECU	RSAS	0
RSI HOLDI	3RSII	0
RTI INTL M	RTI	0
RTW INC	RTWI	0
RUBBER T	RTEK	0

RUBICON	3RMDC		0
RUBICON	RBY		9
RUBIO'S R	RUBO		0
RUBY MIN	3RUBM		0
RUBY TUE	RI		0
RUDDICK	RDK		0
RUDOLPH	RTEC		0
RURAL CE	RCCC		0
RURAL/ME	RURL		0
RURBAN F	RBNF		0
RUSH ENT	RUSHB		0
RUSH FIN/	3RSHF		0
RUSS BEF	RUS		0
RUSSEL M	RUSMF		9
RUSSELL	RML		0
RWE AG V	RWEOY		36
RXBAZAAI	RXBZ		0
RYAN'S RI	RYAN		0
RYANAIR I	RYAAY		48
RYDER SY	R		0
RYDEX ET	XLG	@NA	
RYDEX ET	RSP	@NA	
RYERSON	RT		0
RYLAND G	RYL		0
S & K FAM	SKFB		0
S & T BAN	STBA		0
S R TELEC	SRXA		9
S Y BANC	SYI		0
S&P 500 C	BEP	@NA	
S&P 500 G	GRE	@NA	
S&P 500 P	PEFX		0
S&P QUAL	BQY	@NA	
S1 CORP	SONE		0
SABA SOF	SABA		0
SABINE R	SBR		0
SABRE HC	TSG		0
SADIA S A	SDA		20
SAFARI AS	3SFAR		0
SAFE AUT	SAIC		0
SAFE HAR	CEG2		0
SAFE TEC	3SFAD		0
SAFECO C	SAFC		0
SAFEGUA	SFGH		0
SAFEGUA	SFE		0
SAFENET	SFNT		0
SAFETY C	3SAFY		0
SAFETY IN	SAFT		0
SAFEWAY	SWY		0
SAFFRON	SZF		0
SAFLINK C	SFLK		0
SAGA CON	SGA		0

SAGEMAR	3SKCO		0
SAGENT T	SGNT		0
SAGIENT I	3SRYS		0
SAKS INC	SKS		0
SAL TRUS	PBA	@NA	
SALEM CC	SALM		0
SALESFOI	CRM		0
SALISBUR	SAL		0
SALIX PHA	SLXP		0
SALMEDIX	SMDX		0
SALOMON	IMF		0
SALOMON	SBG		0
SALOMON	SCD		0
SALOMON	ESD		0
SALOMON	EDF		0
SALOMON	EFL		0
SALOMON	EMD		0
SALOMON	EHI		0
SALOMON	GDF		0
SALOMON	HIF		0
SALOMON	HIX		0
SALOMON	MNP		0
SALOMON	MPT		0
SALOMON	GFY	@NA	
SALOMON	SBW		0
SALOMON	SBF		0
SALON ME	3SALN		0
SALTON IN	SFP		0
SAMARITA	LIV		0
SAMSONI	3SAMC		0
SAN DIEG	SRE4		0
SAN JUAN	SJT		0
SAN PAOL	IMI		50
SAND TEC	SNDT		9
SANDERS	SMHG		0
SANDERS	SAFM		0
SANDISK (	SNDK		0
SANDS RE	SNDS		0
SANDSTO	3SDON		0
SANDY SF	SASR		0
SANFILIPI	JBSS		0
SANGAMC	SGMO		0
SANGUINE	3SGNC		0
SANITATIC	0237B		20
SANMINA-	SANM		0
SANOFI-A'	SNY		35
SANTA FE	SFF		0
SANTA FE	3SFEF		0
SANTAND	SBP		0
SANTARU	SNTS		0
SANTOS L	STOSY		14

SANYO EL	SANYY	52
SAP AG -/	SAP	36
SAPIENS I	SPNS	67
SAPIENT (	SAPE	0
SAPPI LTD	SPP	85
SARA LEE	SLE	0
SASOL LT	SSL	85
SATCON T	SATC	0
SATYAM C	SAY	44
SAUCONY	SCNYB	0
SAUER-DA	SHS	0
SAUL CEN	BFS	0
SAVANNA	SAVB	0
SAVANNA	SO5	0
SAVIA SA	VAI	64
SAVIENT F	SVNT	0
SAVVIS C(	SVVS	0
SAXON CA	SAX	0
SBA COMI	SBAC	0
SBARRO I	0428B	0
SBC COMI	SBC	0
SBE INC	SBEI	0
SBS BROA	SBTV	60
SBS TECH	SBSE	0
SCAN OPT	3SOCR	0
SCANA C(	SCG	0
SCANNER	3SCNI	0
SCANSOF	SSFT	0
SCANSOU	SCSC	0
SCANTEK	SKML	0
SCANVEC	SVECF	49
SCBT FIN/	SCBT	0
SCHAWK I	SGK	0
SCHEIB (E	ESHB	0
SCHEID VI	SVIN	0
SCHEIN H	HSIC	0
SCHERIN(	SHR	36
SCHERIN(	SGP	0
SCHICK TI	3SCHK	0
SCHLOTZ:	BUNZQ	0
SCHLUMB	SLB	67
SCHMITT I	SMIT	0
SCHNITZE	SCHN	0
SCHOLAS	SCHL	0
SCHOOL S	SCHS	0
SCHUFF II	SHFK	0
SCHULMA	SHLM	0
SCHWAB (	SCH	0
SCHWEITZ	SWM	0
SCICLONE	SCLN	0
SCIENCE /	1134B	0

SCIENCE I	3SIDY		0
SCIENT IN	SCNTQ		0
SCIENTIFI	SGMS		0
SCIENTIFI	3SCND		0
SCIENTIFI	SCIL		0
SCIENTIFI	STIZ		0
SCIENTIFI	SFA		0
SCINTILOI	3SLPFF		9
SCITEX C(	SCIX		49
SCM MICR	SCMM		0
SCO GROI	SCOX		0
SCOLR PH	DDD		0
SCOR -AD	SCO		35
SCORES H	3SCRH		0
SCOTT'S L	3SLGD		0
SCOTTISH	SSEZY		31
SCOTTISH	SPI		31
SCOTTISH	SCT		23
SCOTTS M	SMG		0
SCP POOL	POOL		0
SCPIE HO	SKP		0
SCS TRAN	SCST		0
SCUDDER	KGT		0
SCUDDER	GCS	@NA	
SCUDDER	LBF		0
SCUDDER	KHI		0
SCUDDER	KMM		0
SCUDDER	KTF		0
SCUDDER	SAF		0
SCUDDER	SRO	@NA	
SCUDDER	SRQ	@NA	
SCUDDER	KST		0
SCUDDER	KSM		0
SE GLOBA	3SEGB		0
SEA CONT	SCR.A		18
SEABOAR	SEB		0
SEABRIDG	SA		9
SEABRIGH	SEAB		0
SEABULK	SBLK		0
SEACHAN	SEAC		0
SEACOAS	SBCF		0
SEACOR H	CKH		0
SEAGATE	STX		23
SEALED A	SEE		0
SEARS HO	SHLD		0
SEARS RO	S		0
SEARS RO	S1		0
SEATTLE (	SGEN		0
SECTOR S	XLY		0
SECTOR S	XLV		0
SECTOR S	XLB		0

SECTOR S	XLP		0
SECTOR S	XLE		0
SECTOR S	XLF		0
SECTOR S	XLI		0
SECTOR S	XLK		0
SECTOR S	XLU		0
SECURE C	SCUR		0
SECURE T	3SCTCE		0
SECURED	3SCRE		0
SECURED	3SDGL		0
SECURED	3SSVC		0
SECURITY	SBKC		0
SECURITY	SCC		0
SECURITY	SNFCA		0
SED INTEI	SECX		0
SEDONA C	3SDNA		0
SEEBEYO	SBYN		0
SEEC INC	SEEC		0
SEGMENT	SZI		0
SEGUE SC	SEGU		0
SEI INVES	SEIC		0
SEIBELS E	SBBG		0
SEITEL IN	3SELA		0
SELECT C	SCSS		0
SELECTIC	SLTC		0
SELECTIV	SIGI		0
SELIGMAN	XSTFX	@NA	
SELIGMAN	SQF		0
SELIGMAN	SEL		0
SELKIRK C	9276A		0
SEMCO EI	SEN		0
SEMELE C	SMLE		0
SEMICONI	SMH		0
SEMICONI	SMI		23
SEMITOOI	SMTL		0
SEMOTUS	DLK		0
SEMPRA E	SRE		0
SEMTECH	SMTC		0
SENECA F	SENEB		0
SENESCO	SNT		0
SENETEK	3SNTKY		31
SENIOR H	ARK		0
SENIOR H	SNH		0
SENOMYX	SNMX		0
SENSE TE	3SNSG		9
SENSIENT	SXT		0
SENSUS M	0592B		0
SENTEX S	3SENS		0
SENTIGEN	SGHL		0
SENTO CC	SNTO		0
SENTRY T	3SKVY		0

SEPRACO	SEPR	0
SEQUA C(	SQA.A	0
SEQUENC	SQNM	0
SERACAR	SRLS	0
SERENA S	SRNA	0
SERENA S	SRNA.P	0
SEROLOG	SERO	0
SERONO S	SRA	89
SERVICE I	3SERC	0
SERVICE (	SCI	0
SERVICEM	SVM	0
SERVICEV	3SVWN	0
SERVOTR	SVT	0
SEVEN J S	SVJJ	0
SEVEN NE	SEVN	0
SEVEN SE	3SVSSF	9
SEVERN E	SVBI	0
SFBC INTE	SFCC	0
SGI INTER	SGII	0
SGL CARE	SGG	36
SHAMIR O	SHMR	49
SHANDA II	SNDA	23
SHANNON	3SHIR	0
SHARP C(	SHCAY	52
SHARP H(	3SHAR	0
SHARPER	SHRP	0
SHAW CO	SJR	9
SHAW GR	SGR	0
SHELL CA	3SCUAF	9
SHELL TR	SC	31
SHELLS S	3SHLL	0
SHENAND	SHEN	0
SHEP TEC	3STLOF	9
SHERWIN	SHW	0
SHERWO(	SHDB	0
SHILOH IN	SHLO	0
SHINHAN	SHG	56
SHIP FINA	SFL	18
SHIRE PH	SHPGY	31
SHOE CAF	SCVL	0
SHOE PA\	SHOE	0
SHOLODG	LODG	0
SHOPKO S	SKO	0
SHOPPIN(	SHOP	49
SHOPSMI	3SHPS	0
SHORE B/	SHBI	0
SHORE FI	SHBK	0
SHUFFLE	SHFL	0
SHURGAR	SHU	0
SI FINANC	SIFI	0
SI INTERN	SINT	0

SI TECHN(	SISI	0
SIBONEY (	3SBON	0
SIEBEL SY	SEBL	0
SIEBERT F	SIEB	0
SIEM INDU	SEMUF	23
SIEMENS .	SI	36
SIERRA B/	BSRR	0
SIERRA HI	SIE	0
SIERRA M	3SRMC	0
SIERRA P/	SRP1	0
SIERRA P/	SRP	0
SIERRA W	SWIR	9
SIFCO IND	SIF	0
SIFY LTD	SIFY	44
SIGA TECI	SIGA	0
SIGHT RE	VISNQ	0
SIGMA DE	SIGM	0
SIGMA-AL	SIAL	0
SIGMATEL	SGTL	0
SIGMATR(	SGMA	0
SIGNATUF	SBNY	0
SIGNATUF	SEYE	0
SIGNET G	SIG	31
SILENT WI	SILWF	9
SILGAN H(	SLGN	0
SILICOM L	SILCF	49
SILICON G	SGI	0
SILICON IN	SIMGE	0
SILICON L	SLAB	0
SILICON S	SSTI	0
SILICON V	SIVB	0
SILICONIX	SILI	0
SILICONW	SPIL	90
SILVER S(	3SSSU	0
SILVER ST	SSRI	9
SILVERAD	3SLVO	0
SILVERAD	3SLGLF	9
SILVERLE.	3SVLF	0
SILVERLIN	SLTTY	44
SILVERST	SSTR	18
SIMCLAR I	SIMC	0
SIMMONS	SFNC	0
SIMON PP	SPG.P	0
SIMON PR	SPG	0
SIMON W(	SWWI	0
SIMPLETE	STEC	0
SIMPSON	SSD	0
SIMTEK C(	3SRAM	0
SIMTROL I	3SMRL	0
SIMULATI(	SLP	0
SINA COR	SINA	23

SINCLAIR	SBGI	0
SINGAPOI	SGF	0
SINGER N	SNGR	67
SINGING M	SMD	0
SINOFRES	3SFSH	0
SINOPEC	BYH	11
SINOPEC	SHI	11
SINOVAC	SVA	54
SIPEX COI	SIPXE	0
SIRENZA M	SMDI	0
SIRF TECH	SIRF	0
SIRICOMM	3SIRC	0
SIRIUS SA	SIRI	0
SIRNA THI	RNAI	0
SIRVA INC	SIR	0
SITEL COI	SWW	0
SITI-SITES	SITN	0
SIX FLAGS	PKS	0
SIXX HOLI	3SIXX	0
SIZELER F	SIZ	0
SJW CORI	SJW	0
SK TELEC	SKM	56
SKECHER	SKX	0
SKF AB -A	SKFRY	88
SKILLED H	9816B	0
SKILLSOF	SKIL	48
SKINVISIB	3SKVI	0
SKY FINAN	SKYF	0
SKYEPHAI	SKYE	31
SKYLINE C	SKY	0
SKYLINE M	SKYL	0
SKYLYNX	3SKYC	0
SKYTERR	3SKYT	0
SKYWAY C	3SWYC	0
SKYWEST	SKYW	0
SKYWORK	SWKS	0
SL GREEN	SLG	0
SL INDUST	SLI	0
SLADE'S F	SFBC	0
SLI INC	SLIXQ	0
SLM CORI	SLM	0
SM&A COI	WINS	0
SMALL TO	STWI	0
SMART &	SMF	0
SMARTBA	SBAR	0
SMARTIRE	3SMTR	9
SMARTPR	PED	0
SMARTSE	3SSRV	0
SMARTVID	3SMVD	0
SMEDVIG	SMV.B	70
SMITH & N	SNN	31

SMITH & V	SWB	0
SMITH & V	SWRG	0
SMITH (A (	AOS	0
SMITH INT	SII	0
SMITH MIC	SMSI	0
SMITH-MIL	3SMID	0
SMITHFIEI	SFD	0
SMITHTOV	SMTB	0
SMITHWA'	SMXC	0
SMTC COI	SMTX	9
SMUCKER	SJM	0
SMURFIT-	SSCC	0
SNAP-ON	SNA	0
SNB BANC	SNBT	0
SOBIESKI	SOBI	0
SOC QUIM	SQM	22
SOCIETE (	SCGLY	35
SOCKET C	SCKT	0
SODEXHC	SDX	35
SOFTECH	3SOFT	0
SOFTLOCI	DIGSQ	0
SOFTNET	3STTC	0
SOFTWAR	SWH	0
SOHU.COI	SOHU	0
SOLA INTE	SOL	0
SOLAR SA	SSCI	0
SOLECTR(	SLR	0
SOLEIL FII	SFLM	0
SOLITARIC	SOLI	0
SOLITRON	3SODI	0
SOLOMON	3SOLM	0
SOLUTIA I	3SOLUQ	0
SOMANET	SMTS	0
SOMERA (	SMRA	0
SOMERSE	SOMH	0
SONESTA	SNSTA	0
SONEX RE	3SONXE	0
SONIC AU	SAH	0
SONIC CO	SONC	0
SONIC FO	SOFO	0
SONIC INN	SNCI	0
SONIC SO	SNIC	0
SONICBLU	SBLUQ	0
SONICWA	SNWL	0
SONO-TEI	3SOTK	0
SONOCO I	SON	0
SONOMA '	3SBNK	0
SONOMA '	SWHI	0
SONORAN	3SNRN	0
SONOSITE	SONO	0
SONTRA M	SONT	0

SONUS C(	3SNHDE	0
SONUS NE	SONS	0
SONUS PH	SNUS	0
SONY COI	SNE	52
SORL AUT	3SAUP	0
SOTHEBY'	BID	0
SOUND FE	SFFS	0
SOUND SU	LSV	0
SOURCE (	SOR	0
SOURCE I	SORC	0
SOURCEC	SRCP	0
SOURCIN(	SNET	0
SOUTH CA	SCG1	0
SOUTH FII	TSFG	0
SOUTH JE	SJI1	0
SOUTH JE	SJI	0
SOUTH ST	SSFC	0
SOUTHCC	SOCB	0
SOUTHER	SOA	0
SOUTHER	3SRNN	0
SOUTHER	AWR1	0
SOUTHER	EIX1	0
SOUTHER	SRE2	0
SOUTHER	SCMF	0
SOUTHER	SO	0
SOUTHER	SSE	0
SOUTHER	SIG1	0
SOUTHER	3SISV	0
SOUTHER	3SOMC	0
SOUTHER	SMBC	0
SOUTHER	SNT1	0
SOUTHER	SPPTQ	14
SOUTHER	PCU	0
SOUTHER	SO6	0
SOUTHER	SSLI	0
SOUTHER	SSTP	0
SOUTHER	SUG	0
SOUTHFIF	SZB	0
SOUTHSID	SBSI	0
SOUTHWA	3SWTX	0
SOUTHWE	LUV	0
SOUTHWE	OKSB	0
SOUTHWE	SWX	0
SOUTHWE	SGB	0
SOUTHWE	SWWC	0
SOUTHWE	CSR3	0
SOUTHWE	SWN	0
SOUTHWE	NCE2	0
SOVEREIC	SOV	0
SOVEREIC	SOV.P	0
SOVEREIC	9694B	0

SOVRAN S	SSS	0
SPACEHA	SPAB	0
SPAIN FUI	SNF	0
SPAN-AME	SPAN	0
SPANISH I	SBSA	0
SPAR GRC	SGRP	0
SPARTA IN	8097B	0
SPARTAN	SPAR	0
SPARTAN	SPTN	0
SPARTECI	SEH	0
SPARTON	SPA	0
SPATIALIC	HDTV	0
SPATIALIZ	3SPAZ	0
SPDR TRU	SPY	0
SPECIAL D	0572B	0
SPECIALIZ	3SHPI	0
SPECIALT	SP	0
SPECIALT	SUAI	0
SPECTRA	SPSY.1	0
SPECTRAI	DIAGF	9
SPECTRAI	SLNK	0
SPECTRAI	SPNC	0
SPECTRAS	SCIE	0
SPECTRAS	SSI	0
SPECTRE	3SGMG	0
SPECTRU	SPC	0
SPECTRU	SPEC	0
SPECTRU	3SPTM	0
SPECTRU	3SPOP	0
SPECTRU	SPPI	0
SPECTRU	SSPI	9
SPECTRX	3SPRX	0
SPEEDCO	3SPWC	0
SPEEDUS	SPDE	0
SPEEDWA	TRK	0
SPEIZMAN	SPZN	0
SPESCOM	3SPCO	0
SPHERION	SFN	0
SPHERIX I	SPEX	0
SPIEGEL I	SPGLQ	0
SPINNAKE	SKE	0
SPIRE CO	SPIR	0
SPIRENT I	SPM	31
SPIRIT FIN	SFC	0
SPONGET	0739B	0
SPORT CH	SPCH	0
SPORT-HA	SPOR	0
SPORTEC	SRTKY	31
SPORTS A	SPAI	0
SPORTS A	TSA	0
SPORTS C	SCY	0

SPORTS F	SPRI	0
SPORTSM	SGDE	0
SPORTSN	3SPCI	0
SPRINT C(	FON	0
SPSS INC	SPSS	0
SPX CORF	SPW	0
SRA INTEI	SRX	0
SRI/SURG	STRC	0
SRS LABS	SRSL	0
SS&C TEC	SSNC	0
SSA GLOE	SSAG	0
SSI SURG	SGSI	0
ST JOE C(	JOE	0
ST JOHN I	3SJKI	0
ST JOSEP	SJOE	0
ST JUDE M	STJ	0
ST LAWRE	3STLS	0
ST MARY I	SM	0
ST PAUL T	STA.R	0
ST PAUL T	STA	0
STAAR SU	STAA	0
STAGE ST	STGS	0
STAKTEK	STAK	0
STAMPS.C	STMP	0
STANADYI	0301B	0
STANCOR	SFG	0
STANDAR	SAUC	0
STANDAR	STW	0
STANDAR	3STDE	0
STANDAR	SMAN	0
STANDAR	SMSC	0
STANDAR	SMP	0
STANDAR	SPF	0
STANDAR	STAN	0
STANDAR	SR	0
STANDEX	SXI	0
STANLEY	STLY	0
STANLEY	SWK	0
STAPLES	SPLS	0
STAR BUF	STRZ	0
STAR GAS	SGU	0
STAR SCII	STSI	0
STARBUC	SBUX	0
STARCRA	STCR	0
STARINVE	3STIV	0
STARRET	SCX	0
STARTEC	STGCQ	0
STARTECI	3STHK	0
STARTEK	SRT	0
STARWOC	HOT	0
STATE AU	STFC	0

STATE BA	STB	0
STATE FIN	SFSW	0
STATE ST	STT	0
STATER B	9490B	0
STATIA TE	STNV	67
STATION (	STN	0
STATOIL A	STO	70
STATS CH	STTS	84
STEAK N S	SNS	0
STEAKHO	STKP	0
STEALTH	SMLA	0
STEEL DY	STLD	0
STEEL TE	STTX	0
STEELCAS	SCS	0
STEELCLC	SCLD	0
STEIN MA	SMRT	0
STEINER I	STNR	21
STEINWA	LVB	0
STELLAR	3SLXCF	9
STELLENT	STEL	0
STEMCELL	STEM	0
STEN COF	STEN	0
STENA AB	0218B	88
STENTOR	SNTR	0
STEPAN C	SCL	0
STEPHAN	TSC	0
STEREOT	STXS	0
STERICYC	SRCL	0
STERIS C	STE	0
STERLING	STL	0
STERLING	SBIB	0
STERLING	SPR	0
STERLING	3SCHI	0
STERLING	STV	0
STERLING	SLFI	0
STERLING	STSA	0
STERLING	3SSUG	0
STERLITE	SGDTF	9
STEVENS	SVEIA	0
STEWART	SVC	0
STEWART	WPL	18
STEWART	STEI	0
STEWART	STC	0
STIFEL FI	SF	0
STILLWAT	SWC	0
STM WIRE	STMIQ	0
STMICROE	STM	68
STOCKER	STKR	0
STOCKGR	3SWEB	0
STOLT OF	SOSA	60
STOLT-NIE	SNSA	60

STONE & \	SWBIQ		0
STONE EN	SGY		0
STONEMC	STON		0
STONEPA	STG		0
STONERID	SRI		0
STORA EN	SEO		34
STORAGE	SOSO		0
STORAGE	SENGQ		0
STORAGE	STK		0
STRATAB/	3SBASF		0
STRATAGI	STGN		0
STRATAS\	SSYS		0
STRATEGI	SDIX		0
STRATEGI	STRD		0
STRATEGI	SGL		0
STRATEGI	SLH		0
STRATESI	SFTC		0
STRATEX	STXN		0
STRATFOI	3STFA		0
STRATOS	STLW		0
STRATTE(	STRT		0
STRATUS	STRS		0
STRATUS	3SSVG		0
STRAYER	STRA		0
STREETTI	FEZ	@NA	
STREETTI	DGT		0
STREETTI	ELG		0
STREETTI	ELV		0
STREETTI	DSG		0
STREETTI	DSV		0
STREETTI	FEU	@NA	
STREETTI	FFF		0
STREETTI	GLD	@NA	
STREETTI	MTK		0
STREETTI	MII.2		0
STREETTI	OOO	@NA	
STREETTI	RWR		0
STREICHE	FUEL		0
STRIDE RI	SRR		0
STRONGH	3SGHT		0
STRYKER	SYK		0
STUDENT	STU		0
STURGIS I	STBI		0
STURM RU	RGR		0
SUBURBA	SPH		0
SUEZ -AD	SZE		35
SUFFOLK	SUBK		0
SULPHCO	3SLPH		0
SUMITOM(	SMFJY		52
SUMMA IN	SUMX		0
SUMMIT B	SBIT		0

SUMMIT B	SBGA	0
SUMMIT E	3SEVT	0
SUMMIT F	SUMM	0
SUMMIT P	SMT	0
SUMMUS I	3SMMU	0
SUMTOTA	SUMTE	0
SUN BANC	SNBC	0
SUN COMI	SUI	0
SUN HEAL	SUNH	0
SUN HYDF	SNHY	0
SUN LIFE	SLF	9
SUN MICR	SUNW	0
SUN OIL &	3SUOG	0
SUNAIR EI	SNR	0
SUNCOM \	TPC	0
SUNCOR E	SU	9
SUNDAY C	SDAY	23
SUNESIS I	SNSS	0
SUNGARD	SDS	0
SUNLINK I	SSY	0
SUNOCO I	SUN	0
SUNOCO I	SXL	0
SUNOPTA	STKL	9
SUNRISE I	3SRRE	0
SUNRISE :	SRZ	0
SUNRISE '	SRTI	0
SUNSET F	SFO	0
SUNSTON	SHO	0
SUNTERR	SNRR	0
SUNTRON	SUNN	0
SUNTRUS	STI	0
SUNTRUS	STI.R	0
SUPER EN	SYIV	0
SUPER VIS	SUPVA	0
SUPERCLI	3SPCK	0
SUPERCO	SCON	0
SUPERGE	SUPG	0
SUPERIOF	SPN	0
SUPERIOF	SPSX	0
SUPERIOF	3SPGR	0
SUPERIOF	SUP	0
SUPERIOF	SGC	0
SUPERME	UNRMY	22
SUPERTE:	SUPX	0
SUPERVA	SVU	0
SUPPORT	SPRT	0
SUPREME	STS	0
SURE TRA	3SSTYE	0
SURETY C	SRYP	0
SUREWES	SURW	0
SURMODI	SRDX	0

SUSQUEH	SUSQ		0
SUSQUEH	0302B		0
SUSSEX B	SBB		0
SUTRON (	3STRN		0
SUTTER H	3SRHI		0
SVB CAPI	SIVBO	@NA	
SVB FINAI	SVBF		0
SVC FINAI	SVCX		0
SVENSKA	3SVCBY		88
SVT INC	SVTV		0
SWANK IN	SNKI		0
SWIFT EN	SFY		0
SWIFT TR/	SWFT		0
SWISS HE	SWZ		0
SWISS RE	SWCEY		89
SWISSCOI	SCM		89
SWS GRO	SWS		0
SYBARI S(	SYBS		0
SYBASE II	SY		0
SYBRON I	SYD		0
SYCAMOF	SCMR		0
SYKES EN	SYKE		0
SYMANTE	SYMC		0
SYMBIAT I	SYBA		0
SYMBION	SMBI		0
SYMBOL T	SBL		0
SYMBOLL(	3SYMBA		0
SYMMETR	SYMM		0
SYMMETR	SMA		0
SYMPHON	3SMPX		0
SYMS COI	SYM		0
SYMYX TE	SMMX		0
SYNAGRC	SYGR		0
SYNALLO'	SYNL		0
SYNAPTIC	SYNA		0
SYNBIOTI(	SBIO		0
SYNDICAT	3SYFSE		0
SYNERGX	SYNX		0
SYNERGY	SYBR		0
SYNERGY	SYNF		0
SYNERON	ELOS		49
SYNETICS	SYSN		0
SYNGENT	SYT		89
SYNIVERS	SVR.P		0
SYNIVERS	SVR		0
SYNNEX C	SNX		0
SYNOPSY	SNPS		0
SYNOVIS I	SYNO		0
SYNOVUS	SNV		0
SYNPLICI	SYNP		0
SYNTA PH	SNTA		0

SYNTEL IN	SYNT		0
SYNTHEM	3SYMD		0
SYNTHETI	NZYM		0
SYNTHETI	3SYBD		0
SYNTROLI	SYNM		0
SYPRIS S(	SYPR		0
SYRATECI	SYRA		0
SYS	SYS		0
SYSCO C(	SYY		0
SYSTEM E	ETR6		0
SYSTEMA	SYX		0
SYSTEMO	STEK		0
T J T INC	AXLE		0
T-3 ENER(	TTES		0
TAG OIL L	3TAGOF		9
TAG-IT PA	TAG		0
TAITRON (	TAIT		0
TAIWAN F	TWN		0
TAIWAN G	TFC		0
TAIWAN S	TSM		90
TAKE-TW(	TTWO		0
TALBOTS	TLB		0
TALISMAN	TLM		9
TALISMAN	BATTQ		9
TALK AME	TALK		0
TALX COR	TALX		0
TAMPA EL	TE1		0
TANDY BR	TBAC		0
TANGER F	SKT		0
TANKLESS	3TSYW		0
TANOX IN(	TNOX		0
TAPESTR\	TPPH		0
TARANTEI	3TTLA		0
TARGACE	TRGT		0
TARGET C	TGT		0
TARGET L	3TARG		0
TARGETEI	TGEN		0
TARO PHA	TARO		49
TARPON (	3TCBA		0
TARPON I	TPO		0
TARRAGO	TARR		0
TARRANT	TAGS		0
TASEKO M	TGB		9
TASER IN	TASR		0
TASKER C	3TKER		0
TASTY BA	TBC		0
TASTY FR	3TFRYE		0
TAT TECH	TATTF		49
TATA MOT	TTM	@NA	
TATE & LY	TATYY		31
TAUBMAN	TCO		0

TAYCO DE	3TYCO		0
TAYLOR C	TAYC		0
TAYLOR D	TAYD		0
TAYLOR M	TMDN		0
TB WOOD	TBWC		0
TBC CORP	TBCC		0
TBS INTL I	TSI		18
TC PIPELI	TCLP		0
TCF FINAN	TCB		0
TCW CON	CVT		0
TCW/DW T	TRM.2		0
TCW/DW T	TMT		0
TD BANKN	BNK		0
TDC A/S -	TLD		26
TDK CORP	TDK		52
TE PRODU	DUK4		0
TEAM AME	TMOSQ		0
TEAM FIN/	TFIN		0
TEAM HEA	0303B		0
TEAM INC	TMI		0
TEAMSTA	TSTF		0
TEARDRO	TDRPQ		0
TECH DAT	TECD		0
TECH FLA	TFF		0
TECH LAB	3TCHL		0
TECH OPS	TO		0
TECHE HC	TSH		0
TECHNE C	TECH		0
TECHNICA	3TCCO		0
TECHNICA	TOA		0
TECHNICA	TEVT		0
TECHNIP -	TKP		35
TECHNITR	TNL		0
TECHNOL	TCGN		0
TECHNOL	TICC	@NA	
TECHNOL	TRCI		0
TECHNOL	TSCC		0
TECHNOP	3TNOLF		49
TECHTEA	TEAM		0
TECNOMA	TCNO		49
TECO ENE	TE		0
TECUMSE	TECUA		0
TEDA TEC	0361B		0
TEEKAY L	TGP		82
TEEKAY S	TK		82
TEFRON L	TFR		49
TEGAL CC	TGAL		0
TEJAS INC	3TEJS		0
TEJON RA	TRC		0
TEKELEC	TKLC		0
TEKNI-PLE	3368B		0

TEKNOWL	TEKC	0
TEKTRON	TEK	0
TEKTRON	TEK.P	0
TEL OFFS	TELOZ	0
TEL-INSTF	TIK	0
TELE CEN	TRO	20
TELE LES	TBE	20
TELE NOR	TCN	20
TELE NOR	TNE	20
TELE SUD	TSD	20
TELE2 AB	TLTOB	88
TELECOM	TEO	12
TELECOM	NZT	69
TELECOM	TTH	0
TELECOM	TI	50
TELECOM	TBH	20
TELECOM	TSP	20
TELECOM	TSYS	0
TELECOM	0304B	0
TELEDIGI	TLDG	0
TELEDYNE	TDY	0
TELEFLEX	TFX	0
TELEFONI	TAR	12
TELEFONI	TEM	86
TELEFONI	TEF	86
TELEFON	TMX	64
TELEKOM	TKA	15
TELEKOM	TLK	45
TELEMETI	TLXT	0
TELEMIG	TMB	20
TELENETI	3TLNTE	0
TELENOR	TELN	70
TELEPHOI	TDS	0
TELEPLUS	3TLPE	0
TELESIS N	TNCVF	9
TELESP C	TCP	20
TELESYST	TIWI	9
TELETECH	TTEC	0
TELETOU	TLL	0
TELEVIDE	TELV	0
TELEWES	TLWT	0
TELEX CO	9721B	0
TELIASON	TLSNY	88
TELIK INC	TELK	0
TELKOM S	TKG	85
TELKONE	TKO	0
TELLABS I	TLAB	0
TELLABS I	TLAB.P	0
TELOS CC	6534C	0
TELSTRA	TLS	14
TELTRONI	3TELT	0

TELULAR	WRLS	0
TELUM IN	TLMIF	9
TELUS CC	TU	9
TELYNX IN	TLYN	0
TEMCO SE	TMCO	0
TEMPLE-IN	TIN	0
TEMPLE-IN	TIN.F	0
TEMPLET(	TCH	0
TEMPLET(	TDF	0
TEMPLET(	EMF	0
TEMPLET(	TEI	0
TEMPLET(	GIM	0
TEMPLET(	TRF	0
TEMPORA	3TPFS	0
TEMPUR F	TPX	0
TEMTEX IN	TMTX	0
TENARIS S	TS	60
TENDERC	3TCAR	0
TENET HE	THC	0
TENET INF	3TISI	0
TENFOLD	3TENF	0
TENGASC	TGC	0
TENGTU II	3TNTU	0
TENNANT	TNC	0
TENNECO	TEN	0
TENNESSI	TEN5	0
TENNESSI	3015A	0
TEPPCO F	TPP	0
TERADYN	TER	0
TERAFOR	3TERA	0
TERAYON	TERN	0
TERCICA I	TRCA	0
TEREX CC	TEX	0
TERRA INI	TRA	0
TERRA NE	TRRA	86
TERRA NI	TNH	0
TERREMA	TWW	0
TESCO CC	TESOF	9
TESORO (	TSO	0
TESSCO T	TESS	0
TESSERA	TSRA	0
TESSERA(	TSSTQ	0
TETON PE	TPE	0
TETRA TE	TTEK	0
TETRA TE	TTI	0
TEVA PHA	TEVA	49
TEXAS CA	TCBI	0
TEXAS EA	PEL5	0
TEXAS GA	4093A	0
TEXAS INI	TXI	0
TEXAS INS	TXN	0

TEXAS NE	TNP1	0
TEXAS PA	TPL	0
TEXAS RE	TRBS	0
TEXAS RC	TXRH	0
TEXAS UT	TXUI	0
TEXAS VA	3TVOC	0
TEXEN OI	3TXEOE	0
TEXTRON	0123B	0
TEXTRON	TXT	0
TEXTRON	TXT.F	0
TF FINAN	THRD	0
TGC INDU	TGE	0
TGFIN HO	3TGFN	0
TGT PIPE	LTR2	0
THACKER	3THKY	0
THAI CAPI	TF	0
THAI FUN	TTF	0
THANE IN	THAN	0
THEGLOB	3TGLO	0
THERAGE	TGX	0
THERAVA	THRX	0
THERMA V	TWAV	0
THERMAD	3THMD	0
THERMAL	THES	0
THERMO E	TMO	0
THERMOD	3TDYT	0
THERMOE	3TMEN	0
THERMOG	KOOL	0
THERMOV	THV	0
THESTREI	TSCM	0
THINKPAT	3THTHF	9
THIRD WA	TWTI	0
THL BEDD	0560B	0
THOMAS &	TNB	0
THOMAS (	3TGIS	0
THOMAS I	TII	0
THOMAS F	TPGI	0
THOMSON	TMS	35
THOMSON	TOC	9
THOR IND	THO	0
THORATE	THOR	0
THORNBU	TMA	0
THQ INC	THQI	0
THREE-FI	TFS	0
THRESHO	THLD	0
THRIVENT	9777B	0
TIAA-CREI	9933B	0
TIB FINAN	TIBB	0
TIBCO SO	TIBX	0
TICKETS.C	TIXX	0
TIDELAND	3TIDE	0

TIDELAND	3TIRTZ		0
TIDEWATE	TDW		0
TIENS BIO	TBV	@NA	
TIER TECH	TIER		0
TIERONE (	TONE		0
TIFFANY &	TIF		0
TIGER TEI	TGTL		0
TII NETWC	TIII		0
TIKCRO TI	3TKCRF		49
TIM HELLA	TIMHY		39
TIM PARTI	TSU		20
TIMBERLA	TSBK		0
TIMBERLA	TBL		0
TIMCO AV	3TMAS		0
TIME AME	3TMAM		0
TIME WAR	TWX		0
TIME WAR	TWX.M		0
TIME WAR	TWTC		0
TIMELINE	3TMLN		0
TIMKEN C	TKR		0
TIPPERAR	TPY		0
TIS MORT	TISM		0
TISSERA I	3TSSR		0
TITAN COI	TTN		0
TITAN INT	TWI		0
TITAN PHA	TTP		0
TITAN TEC	3TITT		0
TITANIUM	TIE		0
TIVO INC	TIVO		0
TJX COMF	TJX		0
TL ADMINI	TLADQ		0
TLC VISIO	TLCV		9
TM CENTU	TMCI		0
TMS INC	3TMSS		0
TNP ENTE	0223B		0
TNR TECH	3TNRK		0
TNS INC	TNS		0
TODAYS M	TMANQ		0
TODCO	THE		0
TODD SHI	TOD		0
TOFUTTI E	TOF		0
TOKHEIM	THMC		0
TOLEDO E	CX1		0
TOLERRX	TLRX		0
TOLL BRO	TOL		0
TOLLGRAI	TLGD		0
TOM'S FO	9890B		0
TOMKINS	TKS		31
TOMMY HI	TOM		13
TOMPKINS	TMP		0
TOO INC	TOO		0

TOOTSIE I	TR		0
TOP IMAG	TISA		49
TOP TANK	TOPT		82
TOPAZ GF	TPZG		0
TOPPS CC	TOPP		0
TOR MINE	TORM		0
TORCH EN	TRU		0
TORCH OI	TORCQ		0
TORCHMA	TMK		0
TOREADO	TRGL		0
TORO CO	TTC		0
TOROTEL	TTLO		0
TORPEDO	3TPDO		0
TORRENT	3TREN		0
TORTOISE	TYG	@NA	
TOSHIBA (	TOSBF		52
TOTAL EN	TENT		0
TOTAL SA	TOT		35
TOTAL SY	TSS		0
TOTH ALU	TOTH		0
TOUCH AN	TCAHQ		0
TOUCHST	3TASA		0
TOUCHST	3TSSW		0
TOUCHTU	3TTMC		0
TOWER AI	TWRAQ		0
TOWER B/	3TOBC		0
TOWER FI	TOFC		0
TOWER G	TWGP		0
TOWER PI	3TPOP		0
TOWER SI	TSEM		49
TOWN & C	TCT		0
TOWN SP(	0305B		0
TOYOTA M	TM		52
TOYOTA M	5672A		0
TOYS R U:	TOY		0
TPC LIQUI	TPLQ		0
TPG NV -/	TP		68
TRACK DA	TRAC		0
TRACK N	TKTL		0
TRACKER	TRKR		0
TRACKPO	3TPWR		0
TRACTOR	TSCO		0
TRADEQU	3TQSTE		0
TRADEST/	TRAD		0
TRAFFIX I	TRFX		0
TRAILER E	TRBR		0
TRAMFOR	TRFDF		13
TRAMMEL	TCC		0
TRANS EN	3TENG		0
TRANS GL	TGSI		0
TRANS OF	3TOPLF		9

TRANS W(	3TWOC	0
TRANS W(	TWMC	0
TRANS-IN	TRNI	0
TRANS-LU	TLX	0
TRANSAC	TACT	0
TRANSAL	TAC	9
TRANSAM	TA2	0
TRANSAM	TAI	0
TRANSATI	TRH	0
TRANSBO	3TNSB	0
TRANSCA	TRP	9
TRANSCA	TRNS	0
TRANSCE	TRCR	0
TRANSCO	TRCXY	60
TRANSCO	E1	0
TRANSCO	TCI	0
TRANSDIC	0306B	0
TRANSGE	TRGNY	35
TRANSGE	TBIO	0
TRANSGL	TGA	9
TRANSKA	TKTX	0
TRANSME	TMY	0
TRANSME	TMTA	0
TRANSMC	TMG	0
TRANSMC	TLP	0
TRANSNA	TFN	0
TRANSNA	TRSN	0
TRANSNE	3TRNT	0
TRANSOC	RIG	23
TRANSPO	TCAM	0
TRANSPO	TTII	0
TRANSPO	3TSFVE	0
TRANSPO	TGS	12
TRANSPR	TPR	0
TRANSTE	3TRTI	0
TRANSTE	TTLG	0
TRANSWI	TXCC	0
TRAVELCI	0307B	0
TRAVELZ(	TZOO	0
TRAVIS B(	TRVS	0
TRC COS	TRR	0
TREDEGA	TG	0
TREECON	TCRS	0
TREND MI	TMIC	52
TRENWICI	TWKGQ	18
TRESTLE	3TLHO	0
TREX CO	TWP	0
TRI-CONT	TY	0
TRI-S SEC	TRIS	0
TRI-VALLE	TIV	0
TRIAD GU	TGIC	0

TRIAD HO	TRI		0
TRIARC C	TRY.B		0
TRIBUNE (	TRB		0
TRICO BA	TCBK		0
TRICO MA	3TRMA		0
TRICOM S	TRICY		27
TRICORD	TRCDQ		0
TRIDENT I	TRID		0
TRIDEX C	3TRDXQ		0
TRIKON TI	TRKN		0
TRIMAS C	0517B		0
TRIMBLE I	TRMB		0
TRIMEDYN	3TMED		0
TRIMERIS	TRMS		0
TRIMOL G	3TMOL		0
TRINITY B	TRIB		48
TRINITY IN	TRN		0
TRINITY L	3TTYL		0
TRINSIC IN	TRIN		0
TRINTECH	TTPA		48
TRIO-TEC	TRT		0
TRIPATH I	TPTH		0
TRIPATH T	TRPH		0
TRIPLE P	TPPP		68
TRIPOS IN	TRPS		0
TRIQUINT	TQNT		0
TRIUMPH	TGI		0
TRIZEC PR	TRZ		0
TRIZETTO	TZIX		0
TRM CORI	TRMM		0
TRNSACTI	TSAI		0
TROPICAL	TSICQ		0
TROY GR	TROY		0
TRUDY C	TRDY		0
TRUMP AT	0308B		0
TRUMP H	3DJTCQ		0
TRUSERV	2289B		0
TRUST CT	TZE	@NA	
TRUSTCO	TRST		0
TRUSTMA	TRMK		0
TRUSTRE	TSY	@NA	
TRW AUT	TRW		0
TRW AUT	0335B		0
TS&W CLA	TYW	@NA	
TSAKOS E	TNP		18
TSR INC	TSRI		0
TTI TEAM	TTIL		49
TTM TECH	TTMI		0
TUCOWS	3TCOW		0
TUCSON E	UNS1		0
TUDOR C	TDRLF		9

TUESDAY	TUES	0
TUFCO TE	TFCO	0
TUMBLEW	TMWD	0
TUNEX IN	3TNEX	0
TUPPERW	TUP	0
TURBOCH	TCF	0
TURBODY	3TRBDE	0
TURKCELI	TKC	94
TURKISH I	TKF	0
TURNSTO	TSTN	0
TUT SYST	TUTS	0
TUTOGEN	TTG	0
TUXIS CO	TUX	0
TV AZTEC	TZA	64
TVC TELE	TVCE	0
TVI CORP	TVIN	0
TVIA INC	TVIA	0
TWEETER	TWTR	0
TWENTY S	2323B	0
TWIN DIS	TWIN	0
TXU CORP	TXU	0
TXU ENER	TXU4	0
TXU GAS	TXU2	0
TXU US H	TXU1	0
TYCO INTI	TYC	18
TYCO INTI	TYC.M	18
TYLER TE	TYL	0
TYSON FC	TSN	0
U S AGGR	AGATQ	0
U S ANTIM	3UAMY	0
U S B HOL	UBH	0
U S BANC	USB	0
U S CAN C	0403B	0
U S CONC	RMIX	0
U S DIAGN	3USDL	0
U S ENER	USEG	0
U S ENER	USEY	0
U S GLOB	GROW	0
U S GOLD	3USGL	0
U S HOME	USHS	0
U S LIME &	USLM	0
U S MARIN	0225B	0
U S MICR	3BUGS	0
U S PHYSI	USPH	0
U S PLAST	USPL	0
U S REST	USV	0
U-STORE-	YSI	0
UAL CORP	3UALAQ	0
UAP HOLD	UAPH	0
UBIQUITE	UPCS	0
UBS AG	UBS	89

UCAP INC	UCAP	0
UCBH HOI	UCBH	0
UCI MEDIC	3UCIA	0
UFP TECH	UFPT	0
UGI CORP	UGI	0
UGI UTILIT	UGI1	0
UICI	UCI	0
UIL HOLDI	UIL	0
ULTICOM	ULCM	0
ULTIMATE	ULTEQ	0
ULTIMATE	3UFSY	0
ULTIMATE	ULTI	0
ULTRA CL	UCTT	0
ULTRA MC	UMCC	0
ULTRA PE	UPL	9
ULTRADA	3ULTR	0
ULTRALIFI	ULBI	0
ULTRAPAI	UGP	20
ULTRATEC	UTEK	0
UMB FINA	UMBF	0
UMPQUA I	UMPQ	0
UNIBANCC	UBB	20
UNICA CO	UNCA	0
UNICO AM	UNAM	0
UNIFAB IN	UFAB	0
UNIFI INC	UFI	0
UNIFIED W	3089B	0
UNIFIRST	UNF	0
UNIFRAX (	0310B	0
UNIFY CO	3UNFY	0
UNIGENE	3UGNE	0
UNILENS \	3UVICF	9
UNILEVER	UNUL.CM	68
UNILEVER	UN	68
UNILEVER	UL	31
UNIMARK	UNMG	0
UNION BA	UBSH	0
UNION BA	UNB	0
UNION CA	DOW2	0
UNION CM	UCBC	0
UNION ELI	AEE1	0
UNION FIN	UFBS	0
UNION LIC	7484B	0
UNION PA	UNP	0
UNION TA	4168A	0
UNIONBAN	UB	0
UNIONBAN	UBCD	0
UNIROYAL	UTCIQ	0
UNISOURC	UNS	0
UNISYS C	UIS	0
UNIT COR	UNT	0

UNITED AI	UAL1	0
UNITED AI	INDM	23
UNITED AI	3UAMA	0
UNITED AI	UAHC	0
UNITED AI	UAG	0
UNITED B/	UBCP	0
UNITED B/	UBOH	0
UNITED B/	UBSI	0
UNITED BI	UNEWY	31
UNITED C/	AFP	0
UNITED C	UCBI	0
UNITED C	UCFC	0
UNITED C	3UCPJ	0
UNITED C	0469B	0
UNITED DI	UDI	0
UNITED D	UDR	0
UNITED EI	3UNRG	0
UNITED FI	UBMT	0
UNITED FI	UFM	0
UNITED FI	UFCS	0
UNITED HI	UHCP	0
UNITED IN	UIC	0
UNITED IN	0311B	0
UNITED LE	UTDL	0
UNITED M	3UMCI	0
UNITED M	UMH	0
UNITED N/	UNFI	0
UNITED O	UNTD	0
UNITED O	UOVEY	84
UNITED P/	UPFC	0
UNITED P/	UPS	0
UNITED RI	9802B	0
UNITED RI	URI	0
UNITED RI	URGI	0
UNITED SI	USBI	0
UNITED SI	UBFO	0
UNITED S	9352B	0
UNITED S	X	0
UNITED S	USTR	0
UNITED SI	USPI	0
UNITED S	3USTI	0
UNITED TE	UTX	0
UNITED TE	FON6	0
UNITED TE	UTBI	0
UNITED TI	UTHR	0
UNITED TI	3UTGI	0
UNITED U	UU	31
UNITED-G	UG	0
UNITEDGL	UCOMA	0
UNITEDHE	UNH	0
UNITIL CO	UTL	0

UNITRIN II	UTR	0
UNITRONI	UTRX	0
UNITY BAI	UNTY	0
UNIVEC IN	3UNVCE	0
UNIVERCE	3UVCL	0
UNIVERSA	UAXSQ	0
UNIVERSA	UHCO	0
UNIVERSA	UVSL	0
UNIVERSA	3UCSY	0
UNIVERSA	UCO	0
UNIVERSA	0312B	0
UNIVERSA	UVV	0
UNIVERSA	3UDTT	0
UNIVERSA	PANL	0
UNIVERSA	UEIC	0
UNIVERSA	3USXP	0
UNIVERSA	3UFBV	0
UNIVERSA	UFPI	0
UNIVERSA	UHT	0
UNIVERSA	UHS	0
UNIVERSA	3UHMG	0
UNIVERSA	0574B	0
UNIVERSA	3UVIH	0
UNIVERSA	UUU	0
UNIVERSA	UTI	0
UNIVERSA	UACL	0
UNIVERSE	3UTOUE	0
UNIVERSI	UNIB	0
UNIVEST (	UVSP	0
UNIVISION	UVN	0
UNIZAN FI	UNIZ	0
UNOCAL (	UCL	0
UNOVA IN	UNA	0
UNUMPRC	UNM	0
UNVL STA	USAP	0
UPM-KYMI	UPM	34
UQM TECH	UQM	0
URALSVY/	UVYZY	38
URANIUM	3URIX	0
URANIUM	URSG	0
URBAN OU	URBN	0
UROLOGI)	ULGX	0
UROPLAS	3UPST	0
URS CORI	URS	0
URSTADT	UBA	0
US 1 INDU	3USOO	0
US AIRWA	3UAIRQ	0
US CELLU	USM	0
US DATAV	UDW	0
US GLOBA	3USGA	0
US LEC C(	CLEC	0

US MEDS\	3UMSY	0
US REALT	YYLRA	0
US SHIPPI	USS	0
US TIMBEI	0309B	0
US UNWIF	UNWR	0
US WIREL	USWE	0
US XPRES	XPRSA	0
USA BIOM	USBCQ	0
USA MOBI	USMO	0
USA TECH	3USTT	0
USA TRUC	USAK	0
USA VIDE(	3USVO	0
USANA HE	USNA	0
USEC INC	USU	0
USF CORF	USFC	0
USG CORI	USG	0
USHEALTI	3USHE	0
USI HOLDI	USIH	0
USINTERN	USIXQ	0
USIP COM	3USPO	0
USN CORI	USNR	0
UST INC	UST	0
USTMAN T	3USTX	0
USURF AM	3USUR	0
UTAH MEI	UTMD	0
UTD ARTIS	8464B	0
UTD MICR	UMC	90
UTEK COF	UTK	0
UTI WORL	UTIW	13
UTILITIES	UTH	0
UTSTARC(	UTSI	0
V-ONE CO	VNECQ	0
V3 SEMIC(	VVVIQ	9
VA SOFTW	LNUX	0
VAALCO E	EGY	0
VAIL BANI	VAIL	0
VAIL RESC	MTN	0
VALASSIS	VCI	0
VALEANT	VRX	0
VALENCE	VLNC	0
VALENTIS	VLTS	0
VALEO SA	3VLEEY	35
VALERA P	VLRX	0
VALERO E	VLO	0
VALERO L	VLI	0
VALHI INC	VHI	0
VALLEY B/	VLLY	0
VALLEY F(	VLFG	0
VALLEY M	3VMIQE	0
VALLEY N.	VLY	0
VALLEY N.	VLG	0

VALMONT	VMI		0
VALOR CC	VCG		0
VALPEY-F	VPF		0
VALSPAR	VAL		0
VALUE LIN	VALU		0
VALUECLI	VCLK		0
VALUEVIS	VVTV		0
VAN DER I	VDM		68
VAN KAMF	VOQ		0
VAN KAMF	VPQ		0
VAN KAMF	VKI		0
VAN KAMF	VKA		0
VAN KAMF	VAP		0
VAN KAMF	VVR		0
VAN KAMF	VTN		0
VAN KAMF	VTP		0
VAN KAMF	VBF		0
VAN KAMF	VKC		0
VAN KAMF	VQC		0
VAN KAMF	VCV		0
VAN KAMF	VFM		0
VAN KAMF	VIT		0
VAN KAMF	VLT		0
VAN KAMF	VIN		0
VAN KAMF	VIG		0
VAN KAMF	VMV		0
VAN KAMF	VMT		0
VAN KAMF	VOT		0
VAN KAMF	VMO		0
VAN KAMF	VKQ		0
VAN KAMF	VNM		0
VAN KAMF	VNV		0
VAN KAMF	VOV		0
VAN KAMF	VPV		0
VAN KAMF	VKL		0
VAN KAMF	VKS		0
VAN KAMF	VIM		0
VAN KAMF	VTF		0
VAN KAMF	VIC		0
VAN KAMF	VGM		0
VAN KAMF	VTJ		0
VAN KAMF	VKV		0
VANGUAR	VGDAQ		0
VANGUAR	VXF	@NA	
VANGUAR	0313B		0
VANGUAR	VBR	@NA	
VANGUAR	VTI		0
VANTAGE	3VMDC		0
VARCO IN	VRC		0
VARIAN IN	VARI		0
VARIAN M	VAR		0

VARIAN SI	VSEA	0
VARSITY (	VSTY	0
VARTECH	VRTK	0
VASCO DA	VDSI	0
VASCULAI	VASC	0
VASO ACT	VAPH	0
VASOGEN	VSGN	9
VASOMED	VASO	0
VASTERA	VAST	0
VAXGEN II	VXGN	0
VCA ANTE	WOOF	0
VCAMPUS	VCMP	0
VCG HOLI	PTT	0
VECTOR (	VGR	0
VECTREN	VVC	0
VECTREN	AVU	0
VEECO IN	VECO	0
VELCRO II	VELCF	67
VELOCITY	VEXP	0
VENDINGI	VNX	0
VENTANA	VMSI	0
VENTAS IN	VTR	0
VENTIV HI	VTIV	0
VENTURE	3VCAT	0
VENTURE	0328B	0
VENUS EX	VENX	0
VEOLIA EN	VE	35
VERADO H	VRDOQ	0
VERAMAR	3VERA	0
VERI-TEK	VCC	0
VERIDICO	3VRDI	0
VERIDIUM	3VRDM	0
VERIFONE	PAY	0
VERILINK	VRLK	0
VERINT S	VRNT	0
VERISIGN	VRSN	0
VERISITY	VRST	49
VERITAS I	VTS	0
VERITAS S	VRTS	0
VERITEC I	3VRTC	0
VERITY IN	VRTY	0
VERIZON (	VZ	0
VERIZON I	VZ12	0
VERIZON I	VZ13	0
VERIZON I	VZ4	0
VERIZON I	VZ1	0
VERIZON I	VZ15	0
VERIZON I	VZ2	0
VERIZON I	VZ5	0
VERIZON I	VZ8	0
VERIZON I	VZ18	0

VERIZON S	VZ17	0
VERMONT	VPS	0
VERMONT	BEAR	0
VERMONT	3009B	0
VERNALIS	VNLS	31
VERSANT	VSNT	0
VERSAR II	VSR	0
VERSATA	VATA	0
VERSO TE	VRSO	0
VERSUS T	VSTI	0
VERTEL C	VRTL	0
VERTEX A	VRT	0
VERTEX P	VRTX	0
VERTICAL	3VHSL	0
VERTICAL	VERT	0
VERTRUE	VTRU	0
VESTA INS	VTA	0
VESTAUR	VES	0
VESTIN GI	VSTN	0
VF CORP	VFC	0
VFINANCE	3VFIN	0
VI GROUP	GVIPY	31
VI TECHN	VITX	0
VIA NET.W	VNWI	0
VIACELL II	VIAC	0
VIACOM IN	VIA.B	0
VIAD COR	VVI	0
VIALTA IN	3VLTA	0
VIANET TE	VNTK	0
VIASAT IN	VSAT	0
VIASOUR	VVVVQ	0
VIASYS HE	VAS	0
VICAL INC	VICL	0
VICON FIB	VFOX	0
VICON IND	VII	0
VICOR CO	VICR	0
VICTORIA	VIIN	0
VICURON	MICU	0
VIDEO CIT	VDCY	0
VIDEO DIS	VIDE	0
VIDEOLO	3VCTY	0
VIDESH S	VSL	44
VIE FINAN	VIFI	0
VIEWCAS	3VCST	0
VIEWPOIN	VWPT	0
VIGNETTE	VIGN	0
VIISAGE T	VISGE	0
VILLAGE E	3VEDO	0
VILLAGE S	VLGEA	0
VIMPEL C	VIP	38
VINA CON	VCO	22

VINEYARD	VNBC	0
VINOBLE I	3VNBL	0
VINTAGE I	VPI	0
VION PHA	VION	0
VIOQUEST	3VQPH	0
VIPER MO	BIK	0
VIRAGE L(	VIRL	0
VIRAGEN	VRA	0
VIRAGEN	3VGNI	0
VIRAL GEI	3VRAL	0
VIRBAC C(	VBAC	0
VIRCO MA	VIR	0
VIRGIN EX	3VIRGY	31
VIRGINIA (	VCBI	0
VIRGINIA I	D1	0
VIRGINIA I	VFGI	0
VIROLOGI	VLGC	0
VIROPHAI	VPHM	0
VIRTGAME	3VGTI	0
VIRTRA S\	3VTSI	0
VIRYANET	VRYA	49
VISCOUNT	3VSYS	0
VISEON IN	3VSNI	0
VISHAY IN	VSH	0
VISION-SC	VSCI	0
VISKASE (	3VCIC	0
VISTA GOI	VGZ	9
VISTACAR	VSTA	0
VISTEON (	VC	0
VISUAL BI	3VBIB	0
VISUAL NE	VNWK	0
VISUALME	3VMCS	0
VISX INC/I	EYE	0
VITA FOOI	VSF	0
VITACUBE	PRH	0
VITAL IMA	VTAL	0
VITAL LIVI	3VTLV	0
VITAL SIG	VITL	0
VITALSTA	3VTST	0
VITALSTR	3VSTH	0
VITECH AI	VTCHQ	0
VITESSE S	VTSS	0
VITRAN C(	VTNC	9
VITRIA TE	VITR	0
VITRO DIA	3VODG	0
VITRO SO	VTO	64
VIVA INTE	3VIVI	0
VIVENDI U	V	35
VIVID LEA	0563B	0
VIVUS INC	VVUS	0
VL DISSOI	VLDS	0

VNU NV -/	VNUVY	68
VNUS MEI	VNUS	0
VOCALTE(	VOCL	49
VODAFON	VOD	31
VODAVI TI	VTEK	0
VOICEFLA	VFNX	0
VOLKSWA	VLKAY	36
VOLT INF(	VOL	0
VOLTERR/	VLTR	0
VOLUME S	0339B	0
VOLVO AE	VOLVY	88
VORNADC	VNO	0
VOTORAN	VCP	20
VOXWARE	3VOXW	0
VOYAGER	3VEII	0
VPGI COR	3VPGI	0
VSE CORF	VSEC	0
VSI LIQUIE	VALE	0
VSOURCE	3VSCE	0
VUBOTICS	VBTC	0
VULCAN II	VUL	0
VULCAN M	VMC	0
VYREX CC	3VYRX	0
VYYO INC	VYYO	0
W HOLDIN	WHI	0
W P CARE	WPC	0
W&T OFFS	WTI	0
W-H ENEF	WHQ	0
W-W CAPI	3WWCLE	0
W3 GROU	3WWWT	0
WABASH I	WNC	0
WABTEC (	WAB	0
WACCAM/	WBNK	0
WACHOVI.	WB	0
WACOAL (	WACLY	52
WADDELL	WDR	0
WAINWRI(	WAIN	0
WAKE FOI	3WAKE	0
WAL MAR	3WMMBY	64
WAL-MAR	WMT	0
WALGREE	WAG	0
WALKER F	3WLKF	0
WALTER II	WLT	0
WANNIGA	WGAN	0
WAREFOF	3WFRC	0
WARNACC	WRNC	0
WARNER I	WMG	0
WARP TE(	3WARP	0
WARRANT	3WTEC	0
WARREN I	WRES	0
WARWICK	WWVYE	0

WASHING	WBCO	0
WASHING	WFSL	0
WASHING	WGL1	0
WASHING	WGII	0
WASHING	WM1	0
WASHING	WM	0
WASHING	WPO	0
WASHING	WRE	0
WASHING	WSB	0
WASHING	WASH	0
WASHTEN	TWH	0
WASTE C(	WCN	0
WASTE IN	WWIN	0
WASTE M/	WMI	0
WASTE SE	WSII	0
WASTE TE	3WTEK	0
WATCHGU	WGRD	0
WATER CI	3WTER	0
WATER PI	PIK	0
WATERFC	9871B	0
WATERFC	WATFZ	48
WATERLIN	WLKNQ	0
WATERS (	WAT	0
WATERS I	WTRS	0
WATERSIE	WSCC	0
WATSCO I	WSO	0
WATSON I	WPI	0
WATSON \	WW	0
WATTS W/	WTS	0
WAUSAU-I	WPP	0
WAVE SYS	WAVX	0
WAVECON	WVCM	35
WAVERIDI	3WAVR	0
WAXMAN	WXMN	0
WAYCOOL	0333B	0
WAYNE S/	WAYN	0
WCA WAS	WCAA	0
WCI COMI	WCI	0
WD-40 CO	WDFC	0
WEATHER	WFT	18
WEB PRES	WEBP	0
WEBB INT	3WEBB	0
WEBCO IN	WEBO	0
WEBEX C(	WEBX	0
WEBFINAI	WEFN	0
WEBMD C	HLTH	0
WEBMETH	WEBM	0
WEBSENS	WBSN	0
WEBSIDES	WSSI	0
WEBSTER	WCFB	0
WEBSTER	WBS	0

WEBVAN (	WBVNQ		0
WEGENEF	WGNR		0
WEIDER N	WNI		0
WEIGHT W	WTW		0
WEINGAR	WRI		0
WEIRTON	WRTLQ		0
WEIS MAF	WMK		0
WELLCAR	WCG		0
WELLCHO	WC		0
WELLCO E	WLC		0
WELLMAN	WLM		0
WELLPOIN	WLP		0
WELLPOIN	WLP.R		0
WELLS FA	WFC		0
WELLS FA	WSF	@NA	
WELLS FA	JWF	@NA	
WELLS FA	WPK	@NA	
WELLS FIN	WEFP		0
WELLS-GA	WGA		0
WELLSFO	WRP		0
WENDY'S	WEN		0
WERNER I	WERN		0
WERNER I	0314B		0
WESBANC	WSBC		0
WESCAST	WCST		9
WESCO FI	WSC		0
WESCO IN	WCC		0
WEST BAN	WTBA		0
WEST CO/	WCBO		0
WEST COI	WSTC		0
WEST MAI	WMAR		0
WEST PEN	AYE3		0
WEST PH/	WST		0
WESTAFF	WSTF		0
WESTAIM	WEDX		9
WESTAME	WABC		0
WESTAR E	WR		0
WESTBAN	WBKC		0
WESTCOA	WEH		0
WESTCON	WCON		0
WESTCOF	WES		0
WESTELL	WSTL		0
WESTERN	WIA	@NA	
WESTERN	WEA		0
WESTERN	WIW	@NA	
WESTERN	WDC		0
WESTERN	WGR		0
WESTERN	NU3		0
WESTERN	3WMGC		0
WESTERN	3WPEC		0
WESTERN	WSBA		0

WESTERN	3WSRME	0
WESTERN	WTZ	9
WESTERN	3WSZZ	0
WESTERN	WSTD	0
WESTERN	WTTN	0
WESTERN	WWTR	0
WESTERN	WWCA	0
WESTFIEL	WFD	0
WESTLAK	WLK	0
WESTLAN	2461B	0
WESTMOF	WLB	0
WESTPAC	WBK	14
WESTPOIN	WSPTQ	0
WESTWO(	TWDG	0
WESTWO(	WHG	0
WESTWO(	WON	0
WET SEAL	WTSLA	0
WEYCO G	WEYS	0
WEYERHA	WY	0
WEYERHA	WY.F	0
WFS FINA	WFSI	0
WGL HOLI	WGL	0
WGNB CO	WGNB	0
WH INTER	HLF1	23
WHEATON	WHT	9
WHEELIN(	0219B	0
WHEELIN(	WPSC	0
WHEELIN(	AEP7	0
WHEREHC	WHENQ	0
WHIRLPO(	WHR	0
WHITE ELI	WEDC	0
WHITE HC	WHBK	0
WHITE MT	WTM	18
WHITEHAI	JWL	0
WHITEMA	3WTMK	0
WHITEWIN	WWLI	0
WHITING F	WLL	0
WHITNEY	WTNY	0
WHITNEY	3RUSS	0
WHOLE F(	WFMI	0
WHOLE LI	3WLIV	0
WHX COR	WHXCQ	0
WI-FI TV IN	WFTV	0
WICKES IN	WIKSQ	0
WIDECOM	WIDE	9
WIDEPOIN	3WDPT	0
WILBER C	GIW	0
WILD OAT	OATS	0
WILEY (JC	JW.A	0
WILLAMET	WVVI	0
WILLBROS	WG	74

WILLIAM L	WLS	0
WILLIAMS	WTU	0
WILLIAMS	3WMCO	0
WILLIAMS	WMB	0
WILLIAMS	WMSI	0
WILLIAMS	0315B	0
WILLIAMS	WSM	0
WILLIS GR	WSH	18
WILLIS LE	WLFC	0
WILLOW C	WGBC	0
WILMINGT	WL	0
WILSHIRE	WIBC	0
WILSHIRE	WOC	0
WILSON B	3WLBRE	0
WILSON G	GB	0
WILSONS	WLSN	0
WIMM-BIL	WBD	38
WINCROF	WINN	0
WIND RIVE	WIND	0
WINDROS	WRS	0
WINDSOR	0316B	0
WINDSWE	3WEGI	0
WINFIELD	3WCAP	0
WINLAND	WEX	0
WINMARK	WINA	0
WINMAX T	WMTG	0
WINMILL &	WNMLA	0
WINN-DIXI	WNDXQ	0
WINNEBA	WGO	0
WINSTON	WXH	0
WINTRUST	WTFC	0
WINWIN G	3WNWN	0
WIPRO LT	WIT	44
WIRELESS	WFII	0
WIRELESS	WMH	0
WIRELESS	WTT	0
WIRELESS	3WIRX	0
WISCONS	WEC2	0
WISCONS	WEC	0
WISCONS	WIC1	0
WISCONS	LNT1	0
WISCONS	WPS1	0
WITNESS	WITS	0
WITS BAS	3WITM	0
WIZZARD	3WIZD	0
WJ COMM	WJCI	0
WMC RES	WMC	14
WMS INDU	WMS	0
WOLSELE	WOS	31
WOLTERS	WTKWY	68
WOLVERI	WLV	0

WOLVERII	WWW	0
WOMEN F	WFHCQ	0
WOMENS	GOLF	0
WOODFOI	WOOD	0
WOODHE/	WDHD	0
WOODWA	WGOV	0
WOORI FII	WF	56
WORKSTF	WSTM	9
WORLD A(	WRLD	0
WORLD AI	WLDA	0
WORLD AI	3WDAM	0
WORLD FU	INT	0
WORLD HI	3WHAI	0
WORLD HI	WHRT	9
WORLD W	3WDWT	0
WORLD W	WWE	0
WORLDBII	3WBID	0
WORLDCC	WCOM.CM	0
WORLDCC	MCWEQ	0
WORLDGA	WGAT	0
WORLDSF	WINR	0
WORLDSF	WS	0
WORLDST	3WSTRE	0
WORLDW/	3WWAT	0
WORLDWI	0317B	0
WORLDWI	SZ	0
WORONO(	WRO	0
WORTHIN	WOR	0
WPCS INT	WPCS	0
WPP GRO	WPPGY	31
WPS RES(	WPS	0
WPT ENTE	WPTE	0
WQN INC	WQNI	0
WRC MED	0329B	0
WRIGHT E	WXS	0
WRIGHT M	WMGI	0
WRIGLEY	WWY	0
WSFS FIN.	WSFS	0
WSI INDUS	WSCI	0
WVS FINA	WVFC	0
WYETH	WYE	0
WYNDHAM	WBR	0
WYNN RE:	WYNN	0
WYOMING	3WYOI	0
X-RITE IN(	XRIT	0
XANSER C	XNR	0
XATA COF	XATA	0
XCEL ENE	XEL	0
XCELERA	XLACF	23
XCYTE TH	XCYT	0
XDOGS IN	3XDGI	0

XECHEM I	3XKEM		0
XENOGEN	XGEN		0
XENONICS	XNN	@NA	
XENOPOR	XNPT		0
XENOVA C	XNVA		31
XERIUM T	XRM		0
XEROX CO	XRX		0
XEROX CF	XRX1		0
XETA TEC	XETA		0
XFONE IN	3XFNE		0
XILINX INC	XLNX		0
XL CAPITA	XL		23
XM SATEL	XMSR		0
XM SATEL	0319B		0
XO COMM	3XOCM		0
XOMA LTD	XOMA		18
XPONENT	3XPOI		0
XSTREAM	3XSBV		0
XTO ENEF	XTO		0
XTRANA II	3XTRN		0
XYBERNA	XYBRE		0
XYRATEX	XRTX		18
YADKIN V	YAVY		0
YAHOO IN	YHOO		0
YAK COMI	YAKCE		0
YAMANA C	AUY		9
YAMHILL \	3WINE		0
YANKEE C	YCC		0
YANZHOU	YZC		11
YARDVILL	YANB		0
YDI WIREL	YDIW		0
YELLOW F	YELL		0
YIFAN CO	YIFN		0
YM BIOSC	YMI		9
YOCREAM	YOCM		0
YORK INTI	YRK		0
YORK WA	YORW		0
YOUBET.C	UBET		0
YOUNG BI	YBTVA		0
YOUNG IN	YDNT		0
YOUTHST	3YSTM		0
YP CORP	3YPNT		0
YPF SOCI	YPF		12
YTB INTEF	3YTBL		0
YUM BRAI	YUM		0
YZAPP INT	0489B		0
Z AXIS CO	3ZXIS		0
Z-SEVEN I	ZSEV		0
ZALE COR	ZLC		0
ZANETT IN	ZANE		0
ZANN COF	3ZNNC		0

ZAP	3ZAPZ	0
ZAPATA C	ZAP	0
ZARLINK S	ZL	9
ZEBRA TE	ZBRA	0
ZENEX IN	3ZENX	0
ZENITH N	ZNT	0
ZENIX INC	ZIF	0
ZEVEX IN	ZVXI	0
ZHONE TE	ZHNE	0
ZI CORP	ZICA	9
ZIEGLER (	ZCOI	0
ZILA INCO	ZILA	0
ZILOG INC	ZILG	0
ZIMMER H	ZMH	0
ZINDART I	ZNDT	40
ZIONS BA	ZION	0
ZIPREALT	ZIPR	0
ZIX CORP	ZIXI	0
ZKID NET	3ZKIDE	0
ZOLL MED	ZOLL	0
ZOLTEK C	ZOLT	0
ZOMAX IN	ZOMX	0
ZONAGEN	ZONA	0
ZONES IN	ZONS	0
ZOOLINK (	ZLNK	0
ZOOM TE	ZOOM	0
ZORAN C	ZRAN	0
ZTEST ELI	ZTSTF	9
ZUMIEZ IN	ZUMZ	0
ZUNICOM	3ZNCM	0
ZWEIG FU	ZF	0
ZWEIG TO	ZTR	0
ZYGO CO	ZIGO	0
ZYMOGEN	ZGEN	0
ZYNEX ME	3ZYNX	0

Company N	Ticker Sym	Dividend P	Dividend P	Dividend P	Dividend P	Dividend Payout[Y03]	
1-800 CON	CTAC	0	0	0	0	0	0
1-800-FLO	FLWS	0	0	0	0	0	0
1838 BD-D	BDF	@NA	@NA	@NA	@NA	@NA	0
1MAGE SC	3ISOL	0	0	0	0	0	0
1ST CENT	3FCEN	@NA	@NA	3.343	0.176	0.287	0
1ST CONS	FCCY	0	0	0	0	0	0
1ST INDEI	FIFG	87.798	113.078	108.613	110.746	54.935	1
1ST NET T	3FNTT	0	0	0	0	0	0
1ST SOUR	SRCE	16.557	18.537	18.98	75.077	39.224	1
1ST STATI	FSBC	32.54	25.891	31.218	27.091	28.878	1
2002 TARC	TTR.1	@NA	@NA	@NA	@NA	@NA	0
21ST CEN	TCHC	0	-25.43	-11.478	9.825	14.86	0
21ST CEN	TW	63.685	316.447	-99.064	-181.217	12.756	0
21ST CEN	TFCY	@NA	@NA	0	0	0	0
24/7 REAL	TFSM	0	0	0	0	0	0
2ND SWIN	SSG	@NA	@NA	@NA	@NA	@NA	0
3CI COMP	3TCCC	0	0	0	0	0	0
3COM COI	COMS	0	0	0	0	0	0
3D SYSTE	TDSC	0	0	0	0	0	0
3DFX INTE	TDFXQ	0	0	@NA	@NA	@NA	0
3DO CO	THDOQ	0	0	0	@NA	@NA	0
3M CO	MMM	51.106	49.435	66.294	49.037	43.03	1
3SI HOLDI	3TSIH	0	0	0	0	0	0
40/86 STR.	CFD	@NA	@NA	@NA	@NA	@NA	0
4KIDS EN	KDE	0	0	0	0	0	0
4NET SOF	3FNSI	@NA	@NA	@NA	0	0	0
51JOB INC	JOBS	@NA	@NA	@NA	@NA	@NA	0
7-ELEVEN	SE	0	0	0	0	0	0
724 SOLU	SVNX	0	0	0	0	0	0
800 TRAVI	IFLYQ	0	0	@NA	@NA	@NA	0
8X8 INC	EGHT	0	0	0	0	0	0
99 CENTS	NDN	0	0	0	0	0	0
A B WATLI	3ABWG	0	0	0	0	0	0
A CONSUL	TACX	0	0	0	0	0	0
A D A M IN	ADAM	0	0	0	0	0	0
A NOVO B	ANVB	0	0	0	@NA	@NA	0
A S V INC	ASVI	0	0	0	0	0	0
A.C. MOOI	ACMR	0	0	0	0	0	0
AAIPHARM	AAII	0	0	0	0	0	0
AAMES IN	AIC	-0.412	0	0	0	0	0
AAMPRO (	3AAPOE	@NA	0	0	0	0	0
AAON INC	AAON	0	0	0	0	0	0
AAR CORI	AIR	26.215	49.414	-7.516	-6.422	0	0
AARON RE	RNT	3.125	2.905	6.461	3.036	2.992	1
AASTROM	ASTM	0	0	0	0	0	0
AAVID THI	0364B	0	0	0	0	0	0
AB HOLDII	3ABHG	0	0	0	0	0	0
ABATIX C(	ABIX	0	0	0	0	0	0
ABAXIS IN	ABAX	0	0	0	0	0	0

ABB LTD ·	ABB	31.165	60.272	-386.154	0	0	0
ABBEY NA	ANB.PC	@NA	48.907	58.347	-46.508	-47.958	0
ABBOTT L	ABT	42.477	42.236	84.078	52.57	55.633	1
ABC BANC	ABCB	34.033	38.374	16.485	45.669	42.256	1
ABER DIAI	ABER	0	0	0	0	0	0
ABERCRO	ANF	0	0	0	0	0	0
ABERDEE	FAX	@NA	@NA	@NA	@NA	@NA	0
ABERDEE	IAF	@NA	@NA	@NA	@NA	@NA	0
ABERDEE	FCO	@NA	@NA	@NA	@NA	@NA	0
ABGENIX I	ABGX	0	0	0	0	0	0
ABIGAIL A	AANB	40.71	36.626	37.712	37.98	46.473	1
ABINGTON	ABBC	@NA	@NA	@NA	0	0	0
ABIOMED	ABMD	0	0	0	0	0	0
ABITIBI CC	ABY	-27.338	482.289	60.899	-374.465	42.308	0
ABLE ENE	ABLE	0	0	0	0	0	0
ABLE LAB	ABRX	0	0	0	0	0	0
ABLEAUC	AAC	0	0	0	0	0	0
ABLEST IN	AIH	0	0	0	0	0	0
ABM INDU	ABM	32.034	32.002	48.682	37.943	51.198	1
ABN AMRC	ABN	46.988	44.582	59.311	59.848	49.551	1
ABRAMS I	ABRI	19.856	125	-51.595	-27.509	-10.028	0
ABRAXAS	ABP	0	0	0	0	0	0
ABSA GRC	ABSWY	@NA	@NA	48.043	23.621	22.708	0
ABSOLUTI	ABWS	0	0	0	0	@NA	0
ABX AIR IN	ABXA	@NA	@NA	0	0	-6.494	0
ACACIA RI	ACTG	0	0	0	0	0	0
ACACIA RI	CBMX	@NA	0	0	0	0	0
ACACIA RI	ACRI.CM	@NA	0	0	0	0	0
ACADIA PI	ACAD	@NA	@NA	@NA	0	0	0
ACADIA RI	AKR	171.341	64.45	135.11	122.869	100	1
ACAMBIS	ACAM	0	0	0	0	0	0
ACCELR8	AXK	0	0	0	0	0	0
ACCELRY	ACCL	0	0	0	0	0	0
ACCENT C	AXNT	@NA	@NA	@NA	@NA	@NA	0
ACCENTIA	ABPI	@NA	@NA	@NA	@NA	@NA	0
ACCENTU	ACN	77.252	110.373	388.201	0	0	0
ACCEPTA	AICIQ	0	0	0	0	0	0
ACCERIS	3ACRS	0	0	0	0	0	0
ACCESS A	AABC	0	0	0	0	0	0
ACCESS II	AIX	@NA	@NA	0	0	0	0
ACCESS F	AKC	0	0	0	0	0	0
ACCESS V	3AWWC	0	0	0	0	0	0
ACCESSIT	ACTY	0	0	0	0	0	0
ACCESSP	ASAP	@NA	0	0	0	0	0
ACCLAIM I	AKLMQ	0	0	0	0	0	0
ACCPAC II	3ACPC.1	@NA	@NA	@NA	@NA	@NA	0
ACCREDIT	LEND	@NA	0	0	0	0	0
ACCREDC	ACDO	0	0	0	0	0	0
ACCRUE S	ACRUQ	0	0	0	@NA	@NA	0
ACCUFAC	3APES	0	0	0	0	0	0
ACCUPOL	3ACUP	@NA	@NA	@NA	0	0	0

ACCURIDE	ACW	0	0	0	0	0	0
ACE AVIA	ACEBF	0	0	0	0	0	0
ACE CASH	AACE	0	0	0	0	0	0
ACE COMI	ACEC	0	0	0	0	0	0
ACE LTD	ACE	23.032	21.451	-92.23	340.264	14.756	0
ACETO C	ACET	27.985	29.169	45.607	42.224	24.461	1
ACF INDU	0536B	0	0	@NA	@NA	0.029	0
ACG HOL	9891B	0	0	0	0	0	0
ACI TELE	ACIT	0	0	0	0	@NA	0
ACIES CO	3ACIE	@NA	@NA	0	0	0	0
ACM GVT	AOF	@NA	@NA	@NA	@NA	@NA	0
ACM INC	ACG	@NA	@NA	@NA	@NA	@NA	0
ACM MAN	ADF	@NA	@NA	@NA	@NA	@NA	0
ACM MAN	AMF	@NA	@NA	@NA	@NA	@NA	0
ACM MUN	AMU	@NA	@NA	@NA	@NA	@NA	0
ACMAT C	ACMTA	0	0	0	0	0	0
ACME CO	ACME	0	0	0	0	0	0
ACME INT	9827B	0	0	0	0	@NA	0
ACME ME	AMIIQ	0	0	@NA	@NA	@NA	0
ACME UNI	ACU	0	0	0	0	0	0
ACNB CO	3ACNB	@NA	@NA	70.409	53.729	44.929	0
ACORDA	ACRD	@NA	@NA	@NA	@NA	@NA	0
ACORN H	AVCC	0	0	0	0	@NC	0
ACR GRO	3ACRG	0	0	0	0	0	0
ACS-TEC	ACSEF	0	0	0	0	34.063	0
ACT MAN	ACTMQ	0	0	@NA	@NA	@NA	0
ACT TELE	ACTT	0	0	0	0	0	0
ACTEL C	ACTL	0	0	0	0	0	0
ACTERNA	3ACTRQ	0	0	0	0	@NA	0
ACTION P	ATN	0	0	0	1.162	11.879	0
ACTION P	APII	0	0	0	0	0	0
ACTIONVI	3AVWI	@NA	@NA	0	0	0	0
ACTIVANT	9693B	0	0	0	0	383.877	0
ACTIVCAR	ACTI	0	0	0	0	0	0
ACTIVE LI	ACVE	0	0	0	0	@NA	0
ACTIVE N	ACTN.1	@NA	@NA	@NA	@NA	@NA	0
ACTIVE P	ACPW	0	0	0	0	0	0
ACTIVEW	3AWLD	0	0	0	0	0	0
ACTIVISIO	ATVI	0	0	0	0	0	0
ACTRADE	ACRTQ	0	0	0	@NA	@NA	0
ACTUANT	ATU	2.946	6.379	0	0	0	0
ACTUATE	ACTU	0	0	0	0	0	0
ACUITY B	AYI	@NA	0	0	35.764	52.135	0
ACURA P	3ACUR	0	0	0	0	0	0
ACUSPHE	ACUS	@NA	@NA	0	0	0	0
ACXIOM C	ACXM	0	0	0	0	5.853	0
ADA-ES I	ADES	@NA	@NA	@NA	0	0	0
ADAL GR	3ADGR	0	0	0	0	0	0
ADAMS E	ADX	@NA	@NA	@NA	@NA	@NA	0
ADAMS G	3ADGO	0	0	0	0	0	0
ADAMS L	ARXT	@NA	@NA	@NA	@NA	@NA	0

ADAMS RE	AE	6.607	4.774	-11.851	37.741	15.095	0
ADAPTEC	ADPT	0	0	0	0	0	0
ADB SYST	3ADBYF	0	0	0	0	0	0
ADC TELE	ADCTD	0	0	0	0	0	0
ADDISON-	3ADDI	@NA	0	@NC	0	0	0
ADDVANT	AEY	0	0	0	0	0	0
ADE CORI	ADEX	0	0	0	0	0	0
ADECCO S	ADO	-68.966	-36.215	-44.153	52.825	24.351	0
ADELPHIA	ADELQ	0	0	@NA	@NA	0	0
ADEPT TE	3ADEO	0	0	0	0	0	0
ADESA IN	KAR	@NA	@NA	@NA	@NA	0	0
ADEZA BI	ADZA	@NA	@NA	@NA	0	0	0
ADHEREX	ADH	0	0	0	0	-3.015	0
ADM TROI	3ADMT	0	0	0	0	0	0
ADMINIST	ASF	0	0	0	0	0	0
ADOBE SY	ADBE	5.309	4.011	5.808	6.18	4.401	1
ADOLOR (	ADLR	0	0	0	0	0	0
ADSERO (	3ADSO	@NA	0	0	0	0	0
ADSTAR II	ADST	-0.175	0	0	0	0	0
ADTRAN II	ADTN	0	0	0	0	144.56	0
ADV NEUF	ANSI	0	0	0	0	0	0
ADV SEMI	ASX	0	0	0	0	0	0
ADVANCE	AEA	@NA	@NA	@NA	74.687	105.529	0
ADVANCE	AAP	0	0	0	0	0	0
ADVANCE	3ADTI	0	0	0	0	0	0
ADVANCE	0211B	0	0	0	0	@NA	0
ADVANCE	AATI	@NA	@NA	@NA	@NA	@NA	0
ADVANCE	3ABAT	0	0	0	0	0	0
ADVANCE	ADIC	0	0	0	0	0	0
ADVANCE	AEISE	0	0	0	0	0	0
ADVANCE	3AENG	0	0	0	0	0	0
ADVANCE	AERTA	0	0	0	0	0	0
ADVANCE	3AIDO	@NA	0	0	0	0	0
ADVANCE	AVM	0	0	0	0	0	0
ADVANCE	MKTS	4.002	3.188	3.342	6.819	@NA	0
ADVANCE	ADMG	0	0	0	0	0	0
ADVANCE	AVO	@NA	@NA	@NA	@NA	0	0
ADVANCE	AMD	0	0	0	0	0	0
ADVANCE	3ANII	0	0	0	0	0	0
ADVANCE	3ADOT	0	0	0	0	0	0
ADVANCE	3AOXY	0	0	0	0	0	0
ADVANCE	API	0	0	0	0	0	0
ADVANCE	APTI	0	0	0	0	0	0
ADVANCE	ARYC	@NA	@NA	0	0	@NA	0
ADVANCE	3AVDIE	@NA	0	0	0	0	0
ADVANCE	3ADVR	0	0	0	0	0	0
ADVANCIS	AVNC	@NA	@NA	0	0	0	0
ADVANST	0147B	0	0	0	0	0	0
ADVANTA	ADVNB	15.669	66.546	-24.571	-49.908	25.027	0
ADVANTA	XAMSX	@NA	@NA	@NA	@NA	@NA	0
ADVANTE	ATE	16.121	8.42	-20.798	-26.605	14.173	0

ADVENT C	AVK	@NA	@NA	@NA	@NA	@NA	0
ADVENT S	ADVS	0	0	0	0	0	0
ADVENT/C	LCM	@NA	@NA	@NA	@NA	@NA	0
ADVENTR	ANX	@NA	@NA	@NA	0	0	0
ADVERTIS	ADCM	@NA	@NA	@NA	@NA	@NA	0
ADVISORY	ABCO	32.085	-2.572	130.022	0	0	0
ADVO INC	AD	0	0	0	0	0	0
ADVOCAT	3AVCA	0	0	0	0	0	0
AEGIS CO	3AGIS	0	0	0	0	0	0
AEGON N\	AEG	@NA	@NA	@NA	@NA	@NA	0
AEHR TES	AEHR	0	0	0	0	0	0
AEOLUS P	3AOLS	0	0	0	0	0	0
AEP GENE	AEP10	85.424	24.236	48.711	41.711	58.84	1
AEP INDU	AEPI	0	0	0	0	0	0
AEP TEXA	AEP11	82.815	82.398	80.228	41.895	55.59	1
AEP TEXA	CSR4	87.151	65.823	236.146	-146.92	8.945	0
AERO SYS	AERS	0	0	0	0	@NA	0
AEROCEN	ACY	0	0	0	0	0	0
AEROFLE	ARXX	0	0	0	0	0	0
AEROGEN	AEGN	0	0	0	0	0	0
AEROPOS	ARO	@NA	0	0	0	0	0
AEROSON	AIM	0	0	0	0	0	0
AEROVOX	ARVXQ	0	0	@NA	@NA	@NA	0
AES CORP	AES	0	0	3.212	0	0	0
AESP INC	3AESPE	0	0	0	0	0	0
AETERNA	AEZS	0	0	0	0	0	0
AETHER S	AETH	0	0	0	0	0	0
AETHLON	3AEMD	0	0	0	0	0	0
AETNA IN(	AET	16.943	-169.545	-1.955	1.526	0.653	0
AETRIUM	ATRM	0	0	0	0	0	0
AEW REAI	RIF	@NA	@NA	@NA	@NA	@NA	0
AFC ENTE	AFCE	0	0	0	0	0	0
AFFILIATE	ACS	0	0	0	0	0	0
AFFILIATE	AMG	0	0	0	0	0	0
AFFINITY (	9810B	0	0	0	0	@NA	0
AFFINITY	3AFFI	0	0	0	0	0	0
AFFIRMAT	AFFM	@NA	@NA	@NA	35.953	0	0
AFFORDA	ARC	@NA	@NA	@NA	0	0	0
AFFYMETI	AFFX	0	0	0	0	0	0
AFLAC IN(	AFL	13.485	12.664	14.702	14.495	19.371	1
AFP IMAG	3AFPC	0	0	0	0	0	0
AFP PROV	PVD	19.326	34.736	55.268	27.281	55.882	1
AFTERMA	ATAC	0	0	0	0	0	0
AGCO CO	AG	-20.87	71.429	2.137	0	0	0
AGERE SY	AGR.B	0	0	0	0	0	0
AGILE SO	AGIL	0	0	0	0	0	0
AGILENT T	A	0	0	0	0	0	0
AGILYSYS	AGYS	8.053	9.41	-47.155	-12.855	30.519	0
AGL RESC	ATG	83.468	84.107	65.917	58.738	51.511	1
AGNICO E	AEM	-7.475	-21.455	-17.688	62.366	-18.191	0
AGREE RE	ADC	117.999	113.948	100.756	93.285	114.07	1

AGRIUM IN	AGU	23.214	17.808	-22.807	-127.273	-43.75	0
AGWAY IN	1900B	-7.172	3.396	-0.97	-0.507	@NA	0
AHPC HOI	GLOV	0	0	0	0	0	0
AIM SELE(	RRE	@NA	@NA	@NA	@NA	@NA	0
AIMGLOB/	AIMG	0	0	0	@NA	@NA	0
AIMSI TEC	AIMT	@NA	0	0	0	0	0
AIR FRAN(	AKH	@NA	@NA	@NA	23.333	18.279	0
AIR LIQUII	AIQUY	@NA	38.033	45.291	52.062	57.084	0
AIR METH	AIRM	0	0	0	0	0	0
AIR PROD	APD	33.008	127.295	32.677	33.974	48.351	1
AIR T INC	AIRT	60.773	21.334	31.768	88.828	0	0
AIRGAS IN	ARG	0	0	0	0	0	0
AIRNET C(	ANCC	0	0	0	0	0	0
AIRNET S\	ANS	0	0	0	0	0	0
AIRSPAN I	AIRN	0	0	0	0	0	0
AIRTRAN I	AAI	0	0	0	0	0	0
AIRTRAX I	3AITX	@NA	0	0	0	0	0
AIRXCEL I	0146B	0	0	39.384	0	46.474	0
AIXTRON /	AIXG	@NA	@NA	@NA	@NA	0	0
AK STEEL	AKS	55.102	41.781	-14.469	0	0	0
AKAMAI TI	AKAM	0	0	0	0	0	0
AKI HOLDI	9872B	-36.415	0	0	0	0	0
AKORN IN	AKN	0	0	0	0	0	0
AKRION IN	AKRI	@NA	@NA	@NA	@NA	@NA	0
AKSYS LT	AKSY	0	0	0	0	0	0
AKZO NOE	AKZOY	39.778	34.611	56.414	41.932	56.977	1
ALABAMA	EGN1	0	19.212	61.107	61.163	0	0
ALABAMA	ALAB	35.733	38.082	38.723	34.626	35.007	1
ALABAMA	SO1	99.93	99.329	101.947	93.42	90.988	1
ALADDIN I	ALDN	0	0	0	0	0	0
ALAMO GI	ALG	54.228	21.616	21.541	36.525	29.025	1
ALAMOGC	3ALMG	@NA	4.101	28.737	65.162	54.116	0
ALAMOSA	APCS	0	0	0	0	0	0
ALANCO T	ALAN	0	0	0	0	0	0
ALASKA A	ALK	0	0	0	0	0	0
ALASKA A	ALK1	0	0	0	0	0	0
ALASKA C	ALSK	0	0	0	0	0	0
ALASKA P	3AKPB	@NA	@NA	26.087	7.822	32.803	0
ALBANY IN	AIN	30.62	0	0	12.058	15.275	0
ALBANY M	AMRI	0	0	0	0	0	0
ALBEMAR	ALB	21.087	20.705	34.043	30.089	31.365	1
ALBEMAR	AFBK	@NA	@NA	0	0	0	0
ALBERTO-	ACV	16.681	15.683	16.503	14.783	14.644	1
ALBERTS(	ABS	69.726	41.438	61.677	34.451	50.18	1
ALCAN IN(	AL	29.047	23.849	-6,400.00	51.752	68.198	0
ALCATEL	ALA	70.652	@NA	@NA	@NA	@NA	0
ALCOA IN(	AA	28.137	27.976	56.954	102.209	49.806	1
ALCON IN(	ACL	@NA	0	0	186.933	18.005	0
ALDERWC	AWGI	0	0	0	0	0	0
ALDILA IN(	ALDA	0	0	0	0	0	0
ALERIS IN	ARS	18.903	1,256.18	0	0	0	0

ALERIS IN	ARS.P	@NA	@NA	@NA	@NA	@NA	0
ALEXANDI	ALEX	62.16	46.965	30.454	79.335	53.623	1
ALEXANDI	ALX	0	0	0	0	0	0
ALEXANDI	ARE	115.667	114.139	112.476	112.717	106.322	1
ALEXION I	ALXN	0	0	0	0	0	0
ALFA COR	ALFA	29.281	29.989	31.701	32.738	32.085	1
ALFA INTE	3TYBR	0	0	0	0	0	0
ALFACELL	ACEL	0	0	0	0	0	0
ALGOMA S	0236B	0	0	0	0	0	0
ALGORX F	AGRX	@NA	@NA	@NA	@NA	@NA	0
ALIBRIS IN	ALBR	@NA	@NA	@NA	@NA	@NA	0
ALICO INC	ALCO	86.106	14.939	43.745	93.683	19.607	1
ALIGN TE(	ALGN	0	0	0	0	0	0
ALKERME	ALKS	0	0	0	0	0	0
ALL AMER	SEMI	0	0	0	0	0	0
ALL AMER	3AASP	0	0	0	0	0	0
ALL AMER	3AATTZ	@NA	@NA	@NA	@NA	@NA	0
ALL STATI	3ATPTZ	0	0	0	0	0	0
ALLBRITT(	3609B	0	0	0	0	0	0
ALLEGHAI	Y	0	0	0	0	0	0
ALLEGHEI	AYE	69.582	60.561	46.46	-32.241	0	0
ALLEGHEI	AYE5	@NA	@NA	@NA	@NA	0	0
ALLEGHEI	AYE4	100	100	100	75.273	60.018	1
ALLEGHEI	ATI	110	49.811	-254.762	-80.851	-6.192	0
ALLEN OR	AORGB	22.746	16.587	-16.038	24.395	46.528	0
ALLERGAI	AGN	19.66	19.479	20.953	72.969	-89.333	0
ALLERGY	3ALRG	@NA	0	0	0	0	0
ALLETE IN	ALE	110.606	50.44	63.608	74.958	65.129	1
ALLIANCE	AMO	@NA	@NA	@NA	@NA	@NA	0
ALLIANCE	AACB	0	0	0	0	0	0
ALLIANCE	ABVA	@NA	@NA	@NA	0	0	0
ALLIANCE	AKP	@NA	@NA	@NA	@NA	@NA	0
ALLIANCE	AC	68.108	102.354	131.871	107.8	192.728	1
ALLIANCE	ADS	0	0	0	0	0	0
ALLIANCE	3ADTR	@NA	0	0	0	0	0
ALLIANCE	AFOP	0	0	0	0	0	0
ALLIANCE	ALNC	46.242	46.71	49.825	39.43	41.281	1
ALLIANCE	AGI	0	0	0	0	0	0
ALLIANCE	AIQ	0	0	0	0	0	0
ALLIANCE	0145B	0	0	0	0	0	0
ALLIANCE	AFB	@NA	@NA	@NA	@NA	@NA	0
ALLIANCE	AYN	@NA	@NA	@NA	@NA	@NA	0
ALLIANCE	3ALLP	0	0	0	0	0	0
ALLIANCE	ARLP	21.94	201.784	343.194	86.638	77.297	1
ALLIANCE	ALSC	0	0	0	0	0	0
ALLIANCE	AWG	@NA	@NA	@NA	@NA	@NA	0
ALLIANCE	AWF	@NA	@NA	@NA	@NA	@NA	0
ALLIANT E	LNT	79.605	41.357	85.424	237.301	63.439	1
ALLIANT T	ATK	0	0	0	0	0	0
ALLIANZ A	AZ	12.337	8.861	22.612	-29.618	23.144	0
ALLIED CA	ALD	99.594	95.047	92.848	100.822	139.644	1

ALLIED DE	ADG	0	0	0	0	0	0
ALLIED DC	AED	@NA	@NA	36.919	35.969	44.118	0
ALLIED HE	AHCI	0	0	0	0	0	0
ALLIED HE	AHPI	0	0	0	0	0	0
ALLIED HC	AHI	0	0	0	0	0	0
ALLIED IRI	AIB	37.845	43.963	78.512	42.1	66.765	1
ALLIED MC	AMOT	0	0	0	0	0	0
ALLIED W/	AW	0	0	0	0	0	0
ALLIN COI	3ALLN	0	0	0	0	0	0
ALLION HE	ALLI	0	0	0	0	0	0
ALLIS-CH/	ALY	0	0	0	0	0	0
ALLMERIC	AFC	3.912	6.703	13,300.00	0	0	0
ALLMERIC	ALM	@NA	@NA	@NA	@NA	@NA	0
ALLOS TH	ALTH	0	0	0	0	0	0
ALLOU HE	ALUHQ	0	0	0	@NA	@NA	0
ALLOY INC	ALOY	0	0	0	0	0	0
ALLOY ST	AYSI	@NA	@NA	0	0	0	0
ALLSCRIP	MDRX	0	0	0	0	0	0
ALLSTATE	ALL	17.721	22.886	46.872	40.546	23.824	1
ALLSTATE	9626A	0	0	0	0	0	0
ALLTEL C(	AT	49.692	20.577	39.574	46.159	46.444	1
ALLTEL PE	AT2	89.715	85.352	86.127	87.092	@NA	0
ALMOST F	AFAM	0	0	0	0	0	0
ALNYLAM	ALNY	@NA	@NA	@NA	@NA	0	0
ALPHA NA	ANR	@NA	@NA	@NA	0	0	0
ALPHA PR	APT	0	0	0	0	0	0
ALPHA TE	ATGI	0	0	0	0	0	0
ALPHA WI	3AWBI	@NA	0	0	0	0	0
ALPHARM	ALO	13.689	11.757	-21.139	-9.87	41.336	0
ALPHASM	ALSM	@NA	@NA	@NA	0	0	0
ALPHATR/	3APTD	0	0	0	0	0	0
ALPINE GI	3APNI	@NA	0	0	0	0	0
ALR TECH	3ALRT	0	0	0	0	0	0
ALSTOM -	ALSGY	@NA	57.683	@NA	0	0	0
ALTAIR N/	ALTI	0	0	0	0	0	0
ALTANA A	AAA	@NA	27.292	30.475	29.679	29.676	0
ALTEON I	ALT	0	0	0	0	0	0
ALTERA C	ALTR	0	0	0	0	0	0
ALTERNA	3ARGY	0	0	0	0	0	0
ALTERNA	ALTM	0	0	-566.173	-135	@NA	0
ALTERRA	ATHCQ	0	0	0	0	@NA	0
ALTEX INI	3ALTX	0	0	0	0	0	0
ALTIGEN (	ATGN	0	0	0	0	0	0
ALTIRIS I	ATRS	@NA	0	0	0	0	0
ALTO PAL	APSA	@NA	-184.181	0	0	0	0
ALTRIA GI	MO	57.238	53.443	56.526	46.181	58.257	1
ALUMINA	AWC	24.909	59.853	291.993	503.498	109.582	1
ALUMINU	ACH	@NA	0	0	33.711	29.864	0
ALVARION	ALVR	0	0	0	0	0	0
AM-CH INC	3AMHN	0	0	0	0	0	0
AMANDA (	AMNA	0	0	0	0	@NA	0

AMARILLC	3AMAR	0	0	0	0	0	0
AMARIN C	AMRN	0	0	0	0	0	0
AMAZON.(	AMZN	0	0	0	0	0	0
AMB FINA	3AMFC	33.572	24.485	21.532	18.981	14.975	1
AMB PROI	AMB	70.852	109.731	106.223	159.029	205.562	1
AMBAC FI	ABK	9.537	8.797	8.301	9.305	7.123	1
AMBASE (	3ABCP	0	0	0	0	0	0
AMBASSA	EPAX	0	0	394.836	188.016	10.833	0
AMBASSA	AMIE	0	0	68.472	512.776	-195.772	0
AMBER RE	3AMBE	0	0	0	0	0	0
AMBIENT (	3ABTG	0	0	0	0	0	0
AMCAST I	AICOQ	26.448	144.203	-6.342	0	0	0
AMCOL IN	ACO	32.5	131.456	11.79	20.535	22.897	1
AMCON D	DIT	5.162	8.274	-18.567	19.422	36.16	0
AMCOR L	AMCR	87.319	40.805	63.421	25.291	77.929	1
AMCORE I	AMFI	39.488	39.832	38.679	36.436	37.803	1
AMDL INC	ADL	0	0	0	0	0	0
AMDOCS I	DOX	0	0	0	0	0	0
AMEDIA N	3AANI	0	0	0	0	0	0
AMEDISYS	AMED	0	0	0	0	0	0
AMEGY B	ABNK	1.032	5.389	0	0	5.628	0
AMEN PR(	AMEN	0	0	0	0	0	0
AMER BUS	ABFIQ	4.081	15.785	12.805	10.612	-3.124	0
AMER INS	AII	346.013	228.254	267.678	485.15	201.866	1
AMER INS	AIA	192.623	102.437	168.593	479.016	@NA	0
AMER INT	AIPN	0	0	0	@NA	@NA	0
AMER ISR	AIP	0	0	0	55.199	165.089	0
AMER ITA	PLB	0	0	0	0	0	0
AMER STF	BSP	@NA	@NA	@NA	@NA	@NA	0
AMERADA	AHC	12.411	5.279	11.707	-49.083	23.593	0
AMERALI	3AALA	0	0	0	0	0	0
AMERCO	UHAL	0	0	0	0	0	0
AMEREN (	AEE	91.268	76.343	73.403	98.429	81.028	1
AMERENE	AEE2	@NA	@NA	0	65.625	63.158	0
AMERIAN	ASBI	60.174	53.004	50.526	-65.496	83.333	0
AMERICA	APRO	@NA	@NA	@NA	@NA	@NA	0
AMERICA	ATAXZ	@NA	@NA	@NA	@NA	@NA	0
AMERICA	AMX	0	0	-68.384	12.925	5.282	0
AMERICA	AOLA	@NA	0	0	0	0	0
AMERICA	ASGR	0	0	0	0	0	0
AMERICA	AWA	0	0	0	0	0	0
AMERICA'	CRMT	0	0	0	0	0	0
AMERICA	AATK	0	0	0	0	0	0
AMERICA	0456B	@NA	@NA	0	0	0	0
AMERICA	AMR1	0	0	0	0	0	0
AMERICA	3AAMI	@NA	@NA	0	0	0	0
AMERICA	3AAMC	0	0	0	0	0	0
AMERICA	AXL	0	0	0	0	0	0
AMERICA	AMBK	@NA	@NA	0	0	0	0
AMERICA	3ABNTQ	@NA	0	0	0	0	0
AMERICA	ABL	18.442	32.983	61.328	-19.309	-9.489	0

AMERICAN	ABMC	0	0	@NA	0	0	0
AMERICAN	3ABHH	0	0	0	0	0	0
AMERICAN	ACC	@NA	@NA	@NA	-383.076	-1,092.27	0
AMERICAN	ACAS	26.93	-1,157.79	400.736	516.938	133.014	0
AMERICAN	0457B	@NA	@NA	0	0	@NA	0
AMERICAN	AMCE	0	0	0	0	0	0
AMERICAN	ACBA	@NA	0	0	0	0	0
AMERICAN	3AACS	0	0	0	0	0	0
AMERICAN	APO	5.668	0	0	0	0	0
AMERICAN	2388B	49.587	114.42	100.317	67.213	69.478	1
AMERICAN	ADPI	0	0	0	0	0	0
AMERICAN	ECOL	0	0	0	0	0	0
AMERICAN	3AEDU	0	0	0	0	0	0
AMERICAN	AEP	89.231	266.556	77.069	3,776.19	118.391	1
AMERICAN	AEL	@NA	@NA	8.777	1.015	1.31	0
AMERICAN	AXP	16.323	15.16	32.342	15.912	16.5	1
AMERICAN	AXP1	67.265	69.93	0	0	0	0
AMERICAN	2551A	0	0	0	300.36	200.401	0
AMERICAN	9769B	0	0	0	0	0	0
AMERICAN	AFG	40.65	-124.717	-1,414.04	27.494	10.961	0
AMERICAN	AFR	@NA	@NA	@NA	171.12	-297.402	0
AMERICAN	AGC1	74.125	71.163	169.648	43.46	48.426	1
AMERICAN	AGC2	91.246	51.506	192.022	42.384	50.017	1
AMERICAN	AM	56.904	-42.523	-11.311	0	0	0
AMERICAN	3AMHI	0	0	0	0	0	0
AMERICAN	AMHC	0	0	0	0	0	0
AMERICAN	AHM	25.745	0	4.132	4.774	28.334	0
AMERICAN	3AHOM	0	0	0	0	0	0
AMERICAN	AHMS	@NA	0	0	0	0	0
AMERICAN	3AMHR	@NA	@NA	0	0	0	0
AMERICAN	MRF	@NA	@NA	@NA	@NA	@NA	0
AMERICAN	AMIC	0	0	0	0	0	0
AMERICAN	AIG	5.994	5.944	13.512	8.462	6.303	1
AMERICAN	3AMIN	@NA	@NA	0	0	0	0
AMERICAN	ANL	232.377	619.097	112.414	114.97	76.644	1
AMERICAN	0152B	0	0	0	0	0	0
AMERICAN	3AMLH	@NA	@NA	0	@NA	0	0
AMERICAN	ALGIE	0	0	0	0	0	0
AMERICAN	AMJ	@NA	@NA	@NA	@NA	@NA	0
AMERICAN	0539B	@NA	@NA	@NA	0	0	0
AMERICAN	AMAC	0	0	0	0	0	0
AMERICAN	AMMD	0	0	0	0	0	0
AMERICAN	3ADLI	0	0	0	0	0	0
AMERICAN	AMC	110.974	167.752	107.307	99.648	105.613	1
AMERICAN	XAA	@NA	@NA	@NA	@NA	@NA	0
AMERICAN	3ANML.	@NA	@NA	@NA	@NA	@NA	0
AMERICAN	CXT	@NA	@NA	@NA	@NA	@NA	0
AMERICAN	ANAT	27.652	54.026	119.488	467.078	43.279	1
AMERICAN	AMNB	40.434	41.079	41.678	43.515	44.907	1
AMERICAN	3ANUCE	@NC	@NC	@NC	@NC	@NC	0
AMERICAN	AMPB	0	0	0	0	0	0

AMERICAN	APFC	0	0	0	0	0	0
AMERICAN	3AMPE	@NA	0	0	0	0	0
AMERICAN	APPX	0	0	0	0	0	0
AMERICAN	ACAP	0	0	0	0	0	0
AMERICAN	AMPH	0	0	0	0	0	0
AMERICAN	0151B	@NA	@NA	0	0	@NA	0
AMERICAN	APCC	0	0	0	0	17.954	0
AMERICAN	ACP	0	0	0	0	0	0
AMERICAN	ARP	@NA	@NA	@NA	0	0	0
AMERICAN	8297B	0	0	0	0	0	0
AMERICAN	ACR	0	0	0	0	0	0
AMERICAN	AMRB	14.34	15.087	16.869	20.498	25.142	1
AMERICAN	ARL	6.636	0	0.04	-0.04	0	0
AMERICAN	ASI	0	0	0	91.425	0	0
AMERICAN	ASEI	0	0	0	0	0	0
AMERICAN	3ARSC	0	0	0	0	0	0
AMERICAN	SLA	@NA	@NA	@NA	@NA	@NA	0
AMERICAN	AMS	0	0	0	39.746	55.499	0
AMERICAN	3AESK	0	0	0	0	0	0
AMERICAN	AMSWA	0	0	0	0	0	0
AMERICAN	3SOYL	0	0	0	0	0	0
AMERICAN	AQQ	0	0	0	0	0	0
AMERICAN	ASD	0	0	0	0	0	0
AMERICAN	AWR	71.604	67.944	64.352	64.963	112.984	1
AMERICAN	AMRS	@NA	0	0	0	0	0
AMERICAN	AMST	0	0	0	0	0	0
AMERICAN	AMSC	0	0	0	0	0	0
AMERICAN	AMK	0	0	0	0	0	0
AMERICAN	3ATEG	0	0	0	0	0	0
AMERICAN	ATCO	0	0	0	0	0	0
AMERICAN	0129B	0	0	0	0	0	0
AMERICAN	AMT	0	0	0	0	0	0
AMERICAN	AUGB	0	0	0	0	@NA	0
AMERICAN	AVD	4.635	10.531	8.138	8.498	7.863	1
AMERICAN	AVCSE	0	0	0	0	0	0
AMERICAN	3BETM	0	0	0	0	0	0
AMERICAN	AMW	@NA	0	0	@NA	0	0
AMERICAN	AMWD	10.458	8.483	5.094	4.999	5.106	1
AMERICAN	3APBI	0	0	0	0	0	0
AMERICAN	AWBC	0.175	0	0	0	0	0
AMERICAN	AMIT	@NA	0	0	0	@NA	0
AMERICAS	APPN	@NA	0	0	0	0	0
AMERICHO	AMCH	@NA	@NA	@NA	@NA	@NA	0
AMERICRE	ACF	0	0	0	0	0	0
AMERIGAS	APU	363.292	606.732	183.818	195.976	154.899	1
AMERIGOL	ARGN	0	0	0	0	0	0
AMERIGRO	AGP	0	0	0	0	0	0
AMERIKIN	3AKGI	0	0	0	@NA	@NA	0
AMERIRES	3AMRE	0	0	0	0	0	0
AMERISER	ASRV	38.509	327.273	247.291	-80.163	0	0
AMERISOL	ABC	0	0	0	0	2.492	0

AMERISTA	ASCA	0	0	0	0	0	0
AMERITRA	AMTD	0	0	0	0	0	0
AMERITRA	AMTC	101.617	442.723	91.826	102.577	951.724	1
AMERITYF	3AMTY	@NA	0	0	0	0	0
AMERIVES	AMV	96.285	47.703	174.731	-3,224.84	-417.98	0
AMERN EA	AEOS	0	0	0	0	0	0
AMERN ST	ASP	@NA	@NA	@NA	@NA	@NA	0
AMERN ST	CSP	@NA	@NA	@NA	@NA	@NA	0
AMERON I	AMN	22.947	19.968	17.862	17.877	20.381	1
AMERUS (	AMH	18.155	23.418	21.163	24.713	9.748	1
AMES DEF	AMESQ	0	0	0	@NA	@NA	0
AMES NAT	ATLO	@NA	@NA	@NA	60.141	61.437	0
AMETEK II	AME	12.744	11.231	11.916	9.434	9.251	1
AMEXDRU	3AXRX	@NC	0	@CF	0	0	0
AMF BOW	AMBWQ	0	0	@NA	@NA	@NA	0
AMGEN IN	AMGN	0	0	0	0	0	0
AMICAS IN	AMCS	-149.243	0	0	0	0	0
AMIS HOL	AMIS	@NA	@NA	0	0	0	0
AMISTAR (	AMTA	0	0	0	0	0	0
AMKOR TE	AMKR	0	0	0	0	0	0
AML COMI	3AMLJ	0	0	0	0	0	0
AMLI RESI	AML	31.113	53.509	86.817	239.216	365.243	1
AMN HEAL	AHS	0	0	0	0	0	0
AMNET M(	AMNT	-213.429	0	0	0	0	0
AMPAL AM	AMPL	0	0	0	0	0	0
AMPCO-PI	AP	25.324	23.722	-390.844	74.704	151.314	0
AMPEX C(	3AEXCA	0	0	0	0	0	0
AMPHAST	AMPR	@NA	@NA	@NA	@NA	@NA	0
AMPHENC	APH	0	0	0	0	0	0
AMPLIDYN	3AMPD	0	0	0	0	0	0
AMR CORI	AMR	0	0	0	0	0	0
AMREIT	AMY	@NA	-107.075	76.485	-113.517	-491.975	0
AMREP C(	AXR	0	0	0	0	14.113	0
AMS HEAL	AMM	0	0	0	0	0	0
AMSCAN H	9974B	0	0	0	0	0	0
AMSOUTH	ASO	75.69	93.344	58.939	52.554	51.82	1
AMSTAR F	AMAF	0	0	0	0	@NA	0
AMSURG (	AMSG	0	0	0	0	0	0
AMTECH S	ASYS	0	0	0	0	0	0
AMTROL II	9726B	0	0	0	0	0	0
AMVESCA	AVZ	32.173	26.28	57.66	553.363	-541.786	0
AMX CORI	AMXC	0	0	0	0	0	0
AMYLIN PI	AMLN	0	0	0	0	0	0
ANACOMF	ANCPA	0	0	0	0	0	0
ANADARK	APC	79.44	4.797	-31.148	9.697	8.79	0
ANADIGIC	ANAD	0	0	0	0	0	0
ANADYS F	ANDS	@NA	@NA	@NA	0	0	0
ANALEX C	NLX	0	0	0	0	0	0
ANALOG D	ADI	0	0	0	0	0	0
ANALOGIC	ALOG	17.552	25.523	26.685	123.253	8.637	1
ANALYSTS	ANLY	39.678	92.327	-32.483	0	0	0

ANALYTIC	ANLT	0	0	0	-15.301	0	0
ANAREN II	ANEN	0	0	0	0	0	0
ANC RENT	ANCJQ	-88.329	@NA	0	0	@NA	0
ANCHOR E	ABCW	30.412	25.455	20.524	18.074	21.172	1
ANCHOR (	AGCC	0	0	0	0	0	0
ANCHOR F	APUX	0	0	0	@NA	@NA	0
ANDERSO	ANDE	19.955	18.238	20.991	17.949	17.477	1
ANDREA E	3ANDR	0	0	0	0	0	0
ANDREW (	ANDW	0	0	0	0	0	0
ANDRX C(	ADRX	0	0	0	0	0	0
ANDRX C(	ANDX.CM	0	0	0	0	0	0
ANGEION	ANGN	0	0	0	0	0	0
ANGELCIT	3AGCI	@NA	0	0	@NC	0	0
ANGELICA	AGL	157.907	63.088	168.877	26.776	39.324	1
ANGIODYI	ANGO	@NA	@NA	0	0	0	0
ANGIOTE(	ANPI	0	0	0	0	0	0
ANGLO AM	AAUK	37.693	37.915	21.725	46.065	48.116	1
ANGLO SV	3ASWRF	0	0	0	0	0	0
ANGLOG(	AU	81.877	186.747	68.163	75.602	94.872	1
ANHEUSE	BUD	38.846	36.801	36.028	33.587	33.017	1
ANIKA THE	ANIK	0	0	0	0	0	0
ANIMAL C	ANML	0	0	0	0	0	0
ANIMAS C	PUMP	@NA	@NA	@NA	0	0	0
ANIXTER I	AXE	0	0	0	0	0	0
ANNALY M	NLY	99.112	98.469	95.765	101.866	99.527	1
ANNAPOL	ANNB	10.145	9.465	19.368	2.445	0	0
ANNTAYL(	ANN	0	0	0	0	0	0
ANNUITY /	3ANNRF	11.428	10.203	-13.869	-4.014	0	0
ANOORAQ	ANO	@NA	@NA	@NA	0	0	0
ANR PIPEI	4267A	79.874	53.237	-40.541	0	0	0
ANSCOTT	3ASCT	0	0	0	0	0	0
ANSELL L	ANSL	136.485	-119.231	-33.429	-0.086	0	0
ANSOFT C	ANST	0	0	0	0	0	0
ANSWERT	ANSR	0	0	0	0	0	0
ANSYS IN(	ANSS	0	0	0	0	0	0
ANTARES	AIS	0	0	0	0	0	0
ANTEON II	ANT	@NA	0	0	0	0	0
ANTEX BI(	ANXB	0	0	0	@NA	@NA	0
ANTHONY	SWIM	0	0	0	0	@NA	0
ANTHRAC	AHR	92.266	85.524	96.44	134.87	-372.806	0
ANTIGENI(	AGEN	0	0	0	0	0	0
ANTS SOF	3ANTS	0	@NA	0	0	0	0
ANVIL HOI	9688B	0	0	0	0	0	0
ANWORTH	ANH	100.331	73.83	105.99	116.877	107.941	1
AON CORI	AOC	59.312	46.653	167.361	50.324	28.333	1
AP PHARM	APPA	0	0	0	0	0	0
APA ENTE	APAT	0	0	0	0	0	0
APAC CUS	APAC	0	0	0	0	0	0
APACHE C	APA	16.514	3.605	6.959	10.407	6.626	1
APARTME	AIV	642.411	523.962	1,329.78	341.644	-1,247.17	0
APCO AR(	APAGF	50.422	21.529	56.542	97.633	38.491	1

APEX MUI	APX	@NA	@NA	@NA	@NA	@NA	0
APEX SIL\	SIL	0	0	0	0	0	0
APHTON (	APHT	0	0	0	0	0	0
APO HEAL	3APOA	0	0	0	0	0	0
APOGEE E	APOG	189.938	43.664	23.25	23.713	139.249	1
APOGEE T	ATA	0	0	0	0	0	0
APOLLO G	AGT	@NA	@NA	0	0	0	0
APOLLO G	APOL	0	0	0	0	0	0
APOLLO II	AINV	@NA	@NA	@NA	@NA	@NA	0
APOLLO R	3AOOR	0	0	0	0	0	0
APPALACI	AEP1	103.061	202.897	81.094	45.881	64.362	1
APPLE CC	AAPL	0	0	0	0	0	0
APPLEBEE	APPB	4.908	4.395	4.542	4.042	4.129	1
APPLERA	ABI	23.022	18.91	16.849	21.351	17.794	1
APPLERA	CRA	0	0	0	0	0	0
APPLERA	ABI.CM	35.286	36.881	131.402	-88.642	29.979	0
APPLETOI	0209B	@NA	169.05	@NA	0	0	0
APPLIANC	3ARCI	0	0	0	0	0	0
APPLICA I	APN	0	0	0	0	0	0
APPLIED I	ADSX	0	0	0	0	0	0
APPLIED E	AETCQ	0	0	0	0	0	0
APPLIED F	AFCO	0	0	0	0	0	0
APPLIED I	AICX	0	0	0	0	0	0
APPLIED I	AIT	52.16	31.98	33.985	62.826	46.158	1
APPLIED I	AINN	0	0	0	0	0	0
APPLIED M	AMAT	0	0	0	0	0	0
APPLIED M	3AMDI	0	@NA	0	0	0	0
APPLIED M	AMCC	0	0	0	0	0	0
APPLIED M	APMC	0	0	0	0	@NA	0
APPLIED M	3APNS	0	0	0	0	0	0
APPLIED S	APSG	10.762	60.092	-9.416	0	22.931	0
APPLIEDT	3ATHYQ	0	0	0	@NA	@NA	0
APPLIX IN	APLX	0	0	0	0	0	0
APRIA HE/	AHG	0	0	0	0	0	0
APROPOS	APRS	0	0	0	0	0	0
APT SATE	ATS	0	57.85	79.368	84.456	0	0
APTARGR	ATR	11.125	11.088	13.365	12.931	11.785	1
APTIMUS I	APTM	0	0	0	0	0	0
APW LTD	3APWLQ	0	0	0	0	@NA	0
AQUA AMI	WTR	72.846	57.605	57.052	54.783	56.392	1
AQUA DYI	3AQDYE	@NA	@NA	0	0	0	0
AQUACEL	AQA	@NA	0	0	0	0	0
AQUANTI\	AQNT	0	0	0	0	0	0
AQUAPRC	AQRO	0	0	0	0	@NA	0
AQUATIC (	AQCI	0	0	0	0	0	0
AQUILA IN	ILA	69.283	53.965	48.175	-6.716	0	0
AQUIS CO	AQIS	0	0	0	0	0	0
ARABIAN /	ARSD	0	0	0	0	0	0
ARACRUZ	ARA	@NA	@NA	@NA	@NA	@NA	0
ARADIGM	ARDM	0	0	0	0	0	0
ARADYME	3ADYE	@NA	@NA	0	0	0	0

ARAMARK	RMK	@NA	0	0	0	0	0
ARBINET-T	ARBX	@NA	@NA	@NA	0	0	0
ARBITRON	ARB	0	0	0	0	0	0
ARBOR RE	ABR	@NA	@NA	@NA	@NA	@NA	0
ARC WIRE	3ARCS	@NA	0	0	0	0	0
ARCADIA I	3ACDI	@NA	@NA	0	0	0	0
ARCADIS I	ARCAF	37.089	38.11	38.474	39.491	44.912	1
ARCH CAP	ACGL	0	0	0	0	0	0
ARCH CHE	ARJ	33.907	3,560.00	983.333	229.487	119.205	1
ARCH COA	ACI	-5.03	-68.923	160.424	-470.141	87.921	0
ARCHER-D	ADM	41.626	39.88	32.627	25.436	34.482	1
ARCHIBAL	9862B	0	0	0	0	@NA	0
ARCHIPEL	AX	@NA	@NA	@NA	0	0	0
ARCHON (	3ARHN	0	0	0	0	0	0
ARCHSTO	ASN	101.231	83.589	102.997	127.923	316.919	1
ARCSOFT	ARCT	@NA	@NA	@NA	@NA	@NA	0
ARCTIC C	ACAT	80.449	21.547	19.797	16.46	18.353	1
ARDEN GP	ARDNA	0	0	0	0	9.782	0
ARDEN RE	ARI	116.304	122.026	127.913	102.061	152.875	1
ARDENT C	ARDTQ	0	0	@NA	@NA	@NA	0
AREL COM	ARLC	0	0	0	0	0	0
ARENA PH	ARNA	0	0	0	0	0	0
ARENA RE	ARD	@NA	0	0	0	0	0
ARES CAP	ARCC	@NA	@NA	@NA	@NA	@NA	0
ARETE INI	3ARET	@NA	@NA	0	0	0	0
ARGAN IN	3AGAX	0	0	0	0	0	0
ARGO-TE(	0140B	1,003.52	715.824	15.38	9.754	4.903	1
ARGON ST	STST	@NA	@NA	@NA	0	0	0
ARGONAU	AGII	-255.921	-43.457	1,027.59	-15.057	0	0
ARGONAU	AGNT	0	0	0	0	0	0
ARGOSY (	AGY	0	0	0	0	0	0
ARI NETW	3ARIS	0	0	0	0	0	0
ARIAD PH	ARIA	0	0	0	0	0	0
ARIBA INC	ARBA	0	0	0	0	0	0
ARISTOTL	ARTL	0	0	0	0	0	0
ARIZONA I	AZL	316.395	362.642	507.028	4,897.56	141.858	1
ARIZONA I	PNW1	63.598	55.448	60.565	85.28	93.955	1
ARK REST	ARKR	0	0	0	0	0	0
ARKANSA	ABFS	0	0	0	0	0	0
ARLINGTC	HOST	0	0	0	0	0	0
ARLINGTC	ATB	@NA	@NA	@NA	0	0	0
ARM HOLI	ARMHY	0	0	0	0	0	0
ARMANIN(	ARMF	0	72.215	125.354	161.728	307.435	0
ARMOR H(	AH	0	0	0	0	0	0
ARMSTRC	3ACKHQ	537.762	-65.281	0	0	0	0
AROTECH	ARTX	0	0	0	0	0	0
ARQULE II	ARQL	0	0	0	0	0	0
ARRAY BI(	ARRY	0	0	0	0	0	0
ARRHYTH	HRT	0	0	0	0	10.326	0
ARRIS GR	ARRS	0	0	0	0	0	0
ARROW E	ARW	0	0	0	0	0	0

ARROW F	AROW	42.989	42.49	41.85	39.886	43.479	1
ARROW IN	ARRO	13.954	11.357	12.051	15.456	18.489	1
ARROWHE	ARWR	0	0	0	0	@NA	0
ART TECH	ARTG	0	0	0	0	0	0
ARTEMIS	3AMSI	0	0	0	0	0	0
ARTESIAN	ARTNA	72.259	91.883	1.56	65.042	80.759	1
ARTESYN	ATSN	0	0	0	0	0	0
ARTHROC	ARTC	0	0	0	0	0	0
ARTHUR J	AJG	43.101	40.488	34.756	40.525	44.391	1
ARTIFICIA	ALIF	0	0	0	0	0	0
ARTISOFT	3ASFT	0	0	0	0	0	0
ARTISTDIF	3ARTDE	0	0	0	0	0	0
ARTS WAY	ARTW	0	0	0	0	0	0
ARVIDA JN	XXAAU	100.897	125.608	88.587	393.219	-1,131.85	0
ARVINMEF	ARM	14.948	16.055	145.714	18.121	19.286	1
AS DAMPS	TRMD	@NA	12.931	19.362	15.316	3.463	0
ASA BERM	ASA	236.648	107.926	21.063	171.505	72.831	1
ASA INTEF	ASAL	0	0	0	0	0	0
ASANTE T	ASNT	0	0	0	0	0	0
ASAT HOL	ASTT	83.517	0	0	0	0	0
ASB FINAN	ASBP	42.87	195.849	53.88	58.723	117.952	1
ASB HOLD	3ASBH	@NA	@NA	@NA	0	0	0
ASBURY A	ABG	@NA	46.199	49.945	36.601	0	0
ASCENDA	3ASDS	0	0	0	0	0	0
ASCENTIA	ASCL	0	0	0	0	0	0
ASCONI C	ACD	@NA	0	0	0	0	0
ASE TEST	ASTSF	0	0	0	0	0	0
ASHFORD	AHT	@NA	@NA	-321.473	-74.588	-47.219	0
ASHLAND	ASH	27.931	26.712	18.719	58.915	79.787	1
ASHLIN DE	3ASHD	0	0	0	0	0	0
ASHWORT	ASHW	0	0	0	0	0	0
ASIA FIBE	3AFBRE	0	0	0	@NA	@NA	0
ASIA PACI	APB	@NA	@NA	@NA	@NA	@NA	0
ASIA PACI	3AWRCF	0	0	@NA	0	0	0
ASIA PAYM	3APYM	@NA	@NA	@NA	0	0	0
ASIA SATE	SAT	22.064	13.549	13.864	14.071	29.42	1
ASIA TIGE	GRR	@NA	@NA	@NA	@NA	@NA	0
ASIA-PACI	APQCF	0	0	0	0	0	0
ASIAINFO	ASIA	0	0	0	0	0	0
ASK JEEV	ASKJ	0	0	0	0	0	0
ASM INTE	ASMI	0	0	0	0	0	0
ASML HOL	ASML	0	0	0	0	0	0
ASPECT C	ASPT	0	0	0	0	0	0
ASPECT M	ASPM	0	0	0	0	0	0
ASPEN EX	3ASPN	0	0	0	0	0	0
ASPEN GF	ASRPF	0	0	0	0	0	0
ASPEN INS	AHL	@NA	@NA	@NA	@NA	0	0
ASPEN TE	AZPN	0	8.18	0	0	0	0
ASPENBIC	3APNB	@NA	@NA	0	0	0	0
ASPREVA	ASPV	@NA	@NA	@NA	@NA	0	0
ASSET AC	AACC	@NA	@NA	0.434	9.653	13.258	0

ASSOCIAT	ASBC	44.708	45.075	44.871	42.79	42.933	1
ASSOCIAT	AEC	142.121	-4,615.68	-6,096.73	-133.472	-80.753	0
ASSURAN	AIZ	@NA	@NA	111.468	16.122	97.595	0
ASSURE E	3ASURF	@NA	0	0	0	0	0
ASSURED	AGO	@NA	@NA	@NA	11.024	16.315	0
ASTA FUN	ASFI	0	0	0	0	2.851	0
ASTEA INT	ATEA	0	-597.717	0	0	0	0
ASTEC INI	ASTE	0	0	0	0	0	0
ASTORIA I	AF	21.432	23.199	25.243	25.928	35.924	1
ASTRALIS	3ASTR	@NA	0	0	0	0	0
ASTRAZEI	AZN	129.916	0	41.287	42.525	44.466	0
ASTREX IN	ASXI	0	0	0	0	@NA	0
ASTRO-MI	ALOT	77.588	231.788	-292.275	-36.238	21.884	0
ASTRONIC	ATRO	0	0	0	0	0	0
ASTROPO	APWRQ	0	0	0	@NA	@NA	0
ASYST TE	ASYT	0	0	0	0	0	0
AT ROAD I	ARDI	0	0	0	0	0	0
AT&T COR	T	51.505	80.032	-5.655	59.086	35.963	0
ATA HOLD	ATAHQ	0	0	0	0	0	0
ATARI INC	ATAR	0	0	0	0	0	0
ATC HEAL	AHN	0	0	0	0	0	0
ATCHISON	AHNCQ	0	0	0	0	@NA	0
ATG INC.	ATGCQ	0	0	@NA	@NA	@NA	0
ATHEROG	AGIX	0	0	0	0	0	0
ATHEROS	ATHR	@NA	@NA	@NA	0	0	0
ATHEY PR	3ATPCQ	0	@NA	@NA	@NA	@NA	0
ATI TECHN	ATYT	0	0	0	0	0	0
ATLANTIC	AAME	0	0	0	0	0	0
ATLANTIC	ATBC	@NA	0	0	0	0	0
ATLANTIC	ATE1	90.367	128.693	44.182	108	100.485	1
ATLANTIC	ACFC	@NA	@NA	@NA	0	1.132	0
ATLANTIC	ALFC	@NA	0	0	0	17.643	0
ATLANTIC	3ASNI	0	0	0	0	0	0
ATLANTIC	ANK	29.074	28.341	43.434	44.788	38.827	1
ATLANTIS	ATPL	0	0	0	0	0	0
ATLAS AIR	AAWWV	0	0	0	@NA	@NA	0
ATLAS AM	ATLS	@NA	@NA	@NA	0	0	0
ATLAS CO	ATLCY	@NA	33.871	35.836	-29.648	36.805	0
ATLAS MIN	ATMR	0	0	0	0	0	0
ATLAS PA	APCFY	0	0	37.806	97.358	70.513	0
ATLAS PIP	APL	0	84.015	108.52	136.81	112.045	0
ATLAS RE	ALSI	0	0	0	0	@NA	0
ATMEL CO	ATML	0	0	0	0	0	0
ATMI INC	ATMI	0	0	0	0	0	0
ATMOS EN	ATO	190.949	100.214	78.645	81.544	69.583	1
ATMOSPH	3AGWT	0	0	0	0	@NA	0
ATP OIL &	ATPG	0	0	0	0	0	0
ATRION C	ATRI	0	0	0	0	8.299	0
ATRIUM C	9957B	0	0	0	0	437.364	0
ATS MEDI	ATSI	0	0	0	0	0	0
ATSI COM	3ATSX	0	0	0	0	0	0

ATTUNITY	ATTU	0	0	0	0	0	0
ATWOOD	ATW	0	0	0	0	0	0
ATX COM	COMMQ	0	0	0	0	@NA	0
AU OPTRO	AUO	@NA	@NA	0	0	12.816	0
AUBURN N	AUBN	42.984	52.09	35.234	33.907	34.508	1
AUDIBLE I	ADBL	0	0	0	0	0	0
AUDIOCOI	AUDC	0	0	0	0	0	0
AUDIOVO	VOXX	0	0	0	0	0	0
AUGUST T	AUGT	0	0	0	0	0	0
AULT INC	AULT	0	0	0	0	0	0
AURA SYS	3AURA	0	0	0	0	0	0
AURIZON	AZK	@NA	@NA	0	0	0	0
AURORA (	3ARXG	0	0	0	0	0	0
AUSPEX S	ASPXQ	0	0	0	0	@NA	0
AUSTIN CI	3ACKO	@NA	0	@NC	0	0	0
AUSTRAL	AEN	@NA	@NA	@NA	@NA	0	0
AUSTRALI	ANZ	57.813	57.204	60.624	56.78	28.54	1
AUSTRALI	3AUAPE	@NA	0	0	0	0	0
AUSTRALI	3AOGC	@NA	0	0	0	@NA	0
AUSTRALI	3AUCAF	0	0	0	0	0	0
AUSTRIA F	3ATAFZ	@NA	@NA	@NA	@NA	@NA	0
AUTHENTI	ADAT	0	0	0	0	0	0
AUTO DAT	ADNW	@NA	0	0	0	0	0
AUTO GR/	AUGR	0	0	0	0	0	0
AUTOBYTI	ABTLE	0	0	0	0	0	0
AUTODES	ADSK	148.664	14.566	14.496	42.521	11.144	1
AUTOIMMI	AIMM	0	0	0	0	0	0
AUTOINFO	3AUTO	0	0	0	0	0	0
AUTOLIV I	ALV	22.511	26.378	89.77	23.767	19.113	1
AUTOMAT	ADP	25.993	25.283	26.868	25.151	27.953	1
AUTONAT	AN	0	0	0	0	0	0
AUTONOM	AUTNY	0	0	0	0	0	0
AUTOZON	AZO	0	0	0	0	0	0
AUXILIUM	AUXL	@NA	@NA	@NA	0	0	0
AVADO BF	AVDO	28.812	0	0	0	@NA	0
AVALON C	CITY	0	0	0	0	0	0
AVALON D	AVDS	@NA	0	11.214	0	@NA	0
AVALON E	3AVLN	0	0	0	0	0	0
AVALON H	AWX	0	0	0	0	0	0
AVALONB/	AVB	@NA	@NA	@NA	@NA	@NA	0
AVANEX C	AVNX	0	0	0	0	0	0
AVANI INT	3AVIT	0	0	0	0	0	0
AVANIR PI	AVN	0	0	0	0	0	0
AVANT IMI	AVAN	0	0	0	0	0	0
AVATAR H	AVTR	0	0	0	0	0	0
AVATECH	3AVSO	0	0	0	@NA	0	0
AVAX TEC	3AVXTE	0	0	0	0	0	0
AVAYA IN(	AV	0	0	0	0	0	0
AVENUE E	3PIXG	0	0	0	0	0	0
AVERY DE	AVY	51.996	43.633	55.629	57.737	65.98	1
AVERY SP	AVST	@NA	0	0	0	0	0

AVI BIOPH	AVII	0	0	0	0	0	0
AVIALL IN(	AVL	0	0	0	0	0	0
AVIATION	AVGE	0	0	0	0	0	0
AVIATION	0359B	@NA	0	0	0	0	0
AVICI SYS	AVCI	0	0	0	0	0	0
AVID TECI	AVID	0	0	0	0	0	0
AVIGEN IN	AVGN	0	0	0	0	0	0
AVINO SIL	3ASGMF	0	0	0	0	0	0
AVISTA C(	AVA	394.503	33.286	39.818	71.941	47.728	1
AVISTAR (	AVSR	0	0	0	0	0	0
AVITAR IN	AVR	0	0	0	0	0	0
AVIX TECI	AVIX	0	0	@NA	@NA	@NA	0
AVNET IN(	AVT	12.088	17.091	30,516.49	-20.97	0	0
AVOCA IN	AVOA	0	90.954	93.367	89.141	89.557	0
AVOCENT	AVCT	0	0	0	0	0	0
AVON PR(	AVP	64.306	36.188	40.436	35.297	29.738	1
AVX CORI	AVX	14.634	4.31	-362.293	-210.211	-24.207	0
AWARE IN	AWRE	0	0	0	0	0	0
AXA -ADR	AXA	35.28	18.263	202.5	117.703	67.662	1
AXCAN PI	AXCA	0	0	0	0	0	0
AXCELIS T	ACLS	0	302.679	0	0	0	0
AXCESS II	3AXSI	0	0	0	0	0	0
AXEDA SY	XEDAC	0	0	0	0	0	0
AXESSTEI	AFT	@NA	@NA	@NA	0	0	0
AXIA GRO	3AXAI	0	269.767	0	0	0	0
AXIS CAPI	AXS	@NA	@NA	@NA	0	2.029	0
AXM PHAI	AXJ	@NA	@NA	0	0	0	0
AXONYX II	AXYX	0	0	0	0	0	0
AXS-ONE	AXO	0	0	0	0	0	0
AXSYS TE	AXYS	0	0	0	0	0	0
AXT INC	AXTI	0	0	0	0	0	0
AXTIVE C(	3AXTC	0	0	0	0	0	0
AZCO MIN	AZMN	0	0	0	0	0	0
AZTAR CC	AZR	0	0	0	0	0	0
AZZ INC	AZZ	11.694	0	10.2	0	0	0
B & H OCE	BHO	0	0	0	0	0	0
B&G FOOI	BGF	@NA	@NA	@NA	0	0	0
B&G FOOI	9844B	0	0	0	0	0	0
B-FAST C(	BFTC	0	0	0	0	0	0
B2B INTEI	BHH	@NA	@NA	@NA	@NA	@NA	0
BAC CAPI	BAC.PW	@NA	@NA	@NA	@NA	@NA	0
BAC CAPI	BAC.PV	@NA	@NA	@NA	@NA	@NA	0
BAC CAPI	BAC.PX	@NA	@NA	@NA	@NA	@NA	0
BAC CAPI	BAC.PU	@NA	@NA	@NA	@NA	@NA	0
BACK YAI	BYBI	0	0	0	0	0	0
BACKWEB	BWEB	0	0	0	0	0	0
BADGER M	BMI	25.289	41.06	94.055	44.437	45.203	1
BADGER I	BPMI	0	0	0	0	0	0
BAIRNCO	BZ	18.424	18.304	-475.325	107.788	56.134	0
BAKER (M	BKR	0	0	0	0	0	0
BAKER HU	BHI	288.528	148.68	35.195	69.245	85.675	1

BAKERS F	BKRS	@NA	@NA	45.93	-286.614	5.736	0
BALCHEM	BCP	7.919	7.428	5.969	5.151	6.9	1
BALDOR E	BEZ	37.049	36.552	78.807	75.041	70.697	1
BALDWIN	BWINB	28.819	25.286	89.981	37.49	28.632	1
BALDWIN	BLD	0	0	0	0	0	0
BALL COR	BLL	17.931	26.677	-16.304	12.806	11.657	0
BALLANTY	BTN	0	0	0	0	0	0
BALLARD	BLDP	0	0	0	0	0	0
BALLISTIC	3BRSI	0	0	0	20.331	56.182	0
BALLY TO	BFT	0	0	0	0	0	0
BALSAM V	3BLSVE	@NA	@NA	0	0	0	0
BALTIMOF	CEG1	@NA	@NA	@NA	@NA	@NA	0
BALTIMOF	BALTY	0	0	0	0	0	0
BAM ENTE	BFUN	@NA	0	0	0	0	0
BANC COF	TBNC	0	0	0	-1.94	0	0
BANCFIRS	BANF	20.418	20.513	21.29	19.373	23.032	1
BANCINSU	BCIS	0	0	0	0	0	0
BANCO BI	BBV	40.343	57.701	66.412	64.693	49.946	1
BANCO BI	BB	@NA	61.652	92.78	73.492	51.766	0
BANCO BF	BBD	@NA	@NA	@NA	@NA	@NA	0
BANCO DE	BCH	74.017	99.444	94.239	184.419	40.315	1
BANCO IT/	ITU	@NA	@NA	@NA	@NA	@NA	0
BANCO LA	BLX	19.469	51.975	26,364.34	0	0	0
BANCO SA	STD	38.422	39.791	41.645	32.375	28.309	1
BANCO SA	SAN	@NA	57.088	@NA	@NA	76.007	0
BANCOLO	CIB	0	0	13.636	23.611	16.218	0
BANCORP	TBBK	@NA	@NA	@NA	@NA	0	0
BANCORP	BARI	8.51	27.875	28.409	26.051	29.692	1
BANCORP	BXS	40.222	59.495	48.046	43.415	38.76	1
BANCROF	BCV	@NA	@NA	@NA	@NA	@NA	0
BANCSHA	BOFL	@NA	0	0	0	0	0
BANCTEC	0485B	0	0	0	0	0	0
BANCTRU	BTFG	45.459	46.045	60.247	56.657	71.971	1
BANDAG I	BDG	53.26	40.837	57.919	50.301	41.073	1
BANGOR I	EMA1.	0	54.365	52.452	77.894	@NA	0
BANK HOL	TBHS	@NA	@NA	@NA	@NA	0	0
BANK KY I	3BKYF	4.476	10.871	8.615	9.171	10.845	1
BANK MAF	BMRC	0	0	0	0	0	0
BANK MUT	BKMU	0	0	14.086	12.771	26.218	0
BANK OF /	BAC	40.546	45.027	53.44	40.069	39.58	1
BANK OF (	BOCH	@NA	@NA	41.928	46.564	42.075	0
BANK OF (	GRAN	@NA	30.536	37.012	37.161	40.56	0
BANK OF I	BOH	41.096	49.684	48.022	41.785	37.419	1
BANK OF I	IRE	33.737	38.117	37.179	37.442	42.82	1
BANK OF I	BOMK	@NA	@NA	18.947	25.896	25.231	0
BANK OF I	BK	25.129	33.8	39.166	60.865	48.66	1
BANK OF (	BKOR	@NA	@NA	@NA	0	0	0
BANK OF '	OZRK	22.788	26.275	19.411	16.445	18.133	1
BANK OF \	BKWW	@NA	@NA	0	0	0	0
BANK SOU	BKSC	59.656	56.601	62.895	81.001	61.837	1
BANKATLA	BBX	13.872	24.116	16.889	16.77	19.496	1

BANKFINA	BFIN	@NA	@NA	@NA	0	0	0
BANKRATI	RATE	0	0	0	0	0	0
BANKUNIT	BKUNA	0	0	0	0	0	0
BANNER C	BANR	32.808	32.085	83.745	70.745	41.187	1
BANRO CO	BAA	@NA	@NA	@NA	@NA	@NA	0
BANTA CO	BN	95.671	25.62	30.042	45.871	36.665	1
BAR HARE	BHB	39.775	53.242	70.92	50.81	45.823	1
BARBEQU	BBQZ	0	0	0	0	0	0
BARCLAYS	BCS	42.41	54.67	45.03	54.081	48.834	1
BARD (C.F	BCR	33.954	39.102	30.098	29.032	27.774	1
BARNES &	BKS	0	0	0	0	0	0
BARNES C	B	50.902	41.152	77.433	55.313	53.2	1
BARNWEL	BRN	0	2.615	17.102	492.5	0	0
BARR PHA	BRL	0	0	0	0	0	0
BARRETT	BBSI	0	0	0	0	0	0
BARRICK	ABX	23.867	-11.358	95.876	61.658	54.378	0
BARRIER	BTRX	@NA	@NA	@NA	0	0	0
BARRISTE	BRTR	0	0	0	0	@NA	0
BARRY (R	3RGBC	0	0	0	0	0	0
BASF AG	BF	56.039	56.033	20.905	50.412	139.123	1
BASIC EAI	3BSIC	0	0	0	0	0	0
BASSETT	BSET	55.603	91.352	-354.958	138.822	210.238	0
BATTERY	BTIOQ	0	0	0	@NA	@NA	0
BAUSCH &	BOL	58.325	68.171	132.619	48.276	21.756	1
BAXTER I	BAX	43.389	46.206	52.56	33.495	38.612	1
BAY RESC	3BYRE	0	0	0	0	0	0
BAY VIEW	BVC	19.262	-2.998	0	@NA	@NA	0
BAYCORP	MWH	0	0	0	0	0	0
BAYER AG	BAY	37.313	56.278	105.907	61.981	-48.273	0
BAYERISC	HVMGY	@NA	@NA	48.614	-55.127	0	0
BAYLAKE	3BYLK	@NA	@NA	44.618	41.992	50.22	0
BAYOU ST	BYUA	0	0	0	0	0	0
BB&T COF	BBT	42.21	57.376	47.017	41.693	62.69	1
BBMF COI	3BBMF	0	0	0	@NC	0	0
BBVA BAN	BFR	19.594	23.258	519.854	0	0	0
BCE INC	BCE	16.306	105.205	41.146	56.063	62.289	1
BCSB BAN	BCSB	59.032	149.636	948.571	58.174	78.643	1
BE AEROS	BEAV	0	0	0	0	0	0
BE INC	BEOSZ	0	0	0	@NA	@NA	0
BE SEMIC	BESI	0	0	0	0	0	0
BEA SYST	BEAS	0	0	0	0	0	0
BEACON F	BCON	0	0	0	0	0	0
BEACON F	BECN	@NA	@NA	@NA	0	0	0
BEAR ISLA	0240B	@NA	0	0	0	0	0
BEAR STE	BSC	9.754	7.401	9.315	6.582	6.081	1
BEARD CO	3BRCO	0	0	0	0	0	0
BEARINGF	BE	0	0	0	0	0	0
BEASLEY	BBGI	-81.609	-7.602	0	0	0	0
BEAZER H	BZH	0	0	0	0	0	0
BEBE STO	BEBE	0	0	0	0	0	0
BECKMAN	BEC	17.358	15.378	14.629	16.31	11.921	1

BECTON D	BDX	31.157	23.987	22.47	21.055	18.654	1
BED BATH	BBBY	0	0	0	0	0	0
BEDFORD	BED	81.346	46.379	90.363	103.043	123.006	1
BEI TECHI	BEIQ	11.144	6.121	9.183	-6.541	10.422	0
BEL FUSE	BELFB	5.547	4.926	-13.23	284.111	14.458	0
BELDEN &	9703B	0	0	0	0	0	0
BELDEN C	BDC	11.91	9.218	15.739	-30.693	-8.37	0
BELDEN C	BDC.P	@NA	@NA	@NA	@NA	@NA	0
BELK INC	9702B	17.85	23.745	21.457	16.294	13.473	1
BELL CAN	BCE1	69.887	76.787	77.912	127.45	92.54	1
BELL CAN	BCICF	0	0	0	0	0	0
BELL INDU	BI	1,225.55	0	0	0	0	0
BELL MICI	BELM	0	0	0	0	0	0
BELLSOU	BLS	41.647	33.744	55.409	53.914	47.256	1
BELMONT	BLMT	-5.693	0	0	0	51.98	0
BELO COI	BLC	17.258	21.756	-1,226.21	25.576	30.043	0
BEMA GOI	BGO	0	0	0	0	0	0
BEMIS CO	BMS	41.931	39.132	37.635	33.265	40.415	1
BENCHMA	3BMBN	@NA	@NA	39.145	33.137	34.622	0
BENCHMA	BHE	0	0	0	0	0	0
BENETTOI	BNG	123.922	76.435	56.763	-754.899	58.908	0
BENIHANA	BNHNA	0	0	0	0	0	0
BENJAMIN	BFBC	@NA	@NA	@NA	0	0	0
BENNETT	BEL	0	0	0	0	0	0
BENTHOS	BTHS	0	0	0	0	0	0
BENTLEY	3BLYC	@NA	@NA	0	0	0	0
BENTLEY	BNT	0	0	0	0	0	0
BERGSTR	3BEMC	@NA	@NA	@NA	@NA	@NA	0
BERKELE	BKLYY	4.579	35.817	-3.423	-3.266	0	0
BERKLEY	BER	-38.926	36.685	-17.056	10.614	6.742	0
BERKSHIF	BERK	10.398	10.716	18.127	9.023	8.092	1
BERKSHIF	BRK.A	0	0	0	0	0	0
BERKSHIF	BHL	0	15.43	31.512	154.72	29.314	0
BERRY PE	BRY	48.895	23.699	40.04	28.97	29.812	1
BEST BUY	BBY	0	0	0	0	0	0
BESTNET	3BESC	0	0	0	0	0	0
BESTWAY	BSTW	0	0	0	0	0	0
BEVERLY	BEV	0	0	0	0	0	0
BEVERLY	BHBC	0	0	0	0	0	0
BEVERLY	BHWW	@NA	@NA	0	0	0	0
BEVSYSTI	BEVI	0	0	0	0	@NA	0
BEXIL COI	BXL	@NA	@NA	@NA	@NA	@NA	0
BEYOND.(	BYNDQ	0	0	@NA	@NA	@NA	0
BF ENTER	BFEN	0	0	0	0	0	0
BFC FINAI	BFCF	0	0	0	0	0	0
BG GROUI	BRG	41.43	35.341	17.918	26.829	15.885	1
BGE CAPI	BGE.PB	@NA	@NA	@NA	@NA	@NA	0
BGF INDU	0157B	0	0	0	0	0	0
BGI INC	BGII	0	0	0	0	@NA	0
BHIT INC	3VHTI	0	0	0	0	0	0
BHP BILLI	BHP	@NA	55.51	45.41	47.573	48.387	0

BHP BILLI	BBL	@NA	@NA	@NA	46.391	47.344	0
BIACORE	BCOR	0	0	0	0	0	0
BICO INC	3BIKOE	0	0	0	0	0	0
BIG 5 COF	9687B	0	0	41.473	84.082	0	0
BIG 5 SPO	BGFVE	@NA	0	0	0	0	0
BIG DOG I	BDOG	0	0	0	0	0	0
BIG LOTS	BLI	0	0	0	0	0	0
BIG ROCK	BRBMF	0	0	0	38.718	65.957	0
BILL BARF	BBG	@NA	@NA	@NA	@NA	0	0
BIMINI MO	BMM	@NA	@NA	@NA	@NA	@NA	0
BINDVIEW	BVEW	0	0	0	0	0	0
BINGO.CC	3BNGOF	0	0	0	0	0	0
BIO IMAGI	BITI	0	0	0	0	0	0
BIO LOK IN	3BLLI	0	0	0	0	0	0
BIO REFEI	BRLI	0	0	0	0	0	0
BIO-KEY II	3BKYI	0	0	0	0	0	0
BIO-LOGIC	BLSC	0	0	0	0	0	0
BIO-ONE (	BICO	@NA	0	0	0	0	0
BIO-RAD L	BIO	0	0	0	0	0	0
BIOANALY	BASI	0	0	0	0	0	0
BIOCORAI	3BCRAE	0	0	0	0	0	0
BIOCRYST	BCRX	0	0	0	0	0	0
BIODELIVI	BDSI	@NA	0	0	0	0	0
BIOENVISI	BIVN	@NA	@NA	0	0	0	0
BIOFIELD	3BZETE	0	0	0	0	0	0
BIOGEN ID	BIIB	0	0	0	0	0	0
BIOGEN ID	BIIB.P	@NA	@NA	@NA	@NA	@NA	0
BIOJECT N	BJCT	0	0	0	0	0	0
BIOLASE T	BLTIE	0	0	0	0	0	0
BIOLIFE S	3BLFS	0	0	0	0	0	0
BIOMARIN	BMRN	0	0	0	0	0	0
BIOMED R	BMR	@NA	@NA	@NA	122.229	87.575	0
BIOMERIC	3BMRA	0	0	0	0	0	0
BIOMET IN	BMET	9.088	9.614	10.123	9.214	11.855	1
BIOMETRI	3BTOOE	0	0	0	0	@NC	0
BIOMIRA I	BIOM	0	0	0	0	0	0
BIONUMEI	BNPI	@NA	@NA	@NA	@NA	@NA	0
BIOPHAN	3BIPH	0	0	0	0	0	0
BIOPROGI	BPRG	-1.105	-2.277	-0.13	-0.493	0	0
BIOPURE	BPUR	0	0	0	0	0	0
BIOSANTE	BPA	@NA	0	0	0	0	0
BIOSCRIP	BIOS	0	0	0	0	0	0
BIOSITE IN	BSTE	0	0	0	0	0	0
BIOSOUR(	BIOI	0	0	0	0	0	0
BIOSPECII	BSTC	0	0	0	0	0	0
BIOSPHEF	BSMD	0	0	0	0	0	0
BIOTECH I	BBH	@NA	@NA	@NA	@NA	@NA	0
BIOTELEM	BTLGF	0	0	0	0	@NA	0
BIOTIME II	BTX	0	0	0	0	0	0
BIOTRANS	BTRNQ	0	0	0	@NA	@NA	0
BIOVAIL C	BVF	0	0	0	0	0	0

BIOVERIS	BIOV	@NA	@NA	0	0	0	0
BIRCH MC	BMD	@NA	@NA	@NA	@NA	@NA	0
BIRNER D	BDMS	0	0	0	0	0	0
BISYS GR	BSG	0	0	0	0	0	0
BITSTREA	BITS	0	0	0	0	0	0
BIW LTD	BIW	68.261	110.468	16.693	119.951	119.756	1
BJ SERVIC	BJS	0	0	0	0	0	0
BJ'S REST	BJRI	0	0	0	0	0	0
BJ'S WHO	BJ	0	0	0	0	0	0
BKF CAPI	BKF	@NA	@NA	0	0	0	0
BLACK &	BDK	13.919	14.149	35.926	16.805	15.425	1
BLACK BC	BBOX	0	0	0	3.977	7.631	0
BLACK HI	BKH	60.976	44.584	32.572	49.414	65.257	1
BLACK HI	BKH1	60.976	44.584	64.866	77.323	123.409	1
BLACK MC	3BMMUF	0	0	0	0	0	0
BLACKBA	BLKB	@NA	@NA	@NA	0	0	0
BLACKBO	BBBB	@NA	@NA	@NA	0	0	0
BLACKRO	BAT	@NA	@NA	@NA	@NA	@NA	0
BLACKRO	BCT	@NA	@NA	@NA	@NA	@NA	0
BLACKRO	BCK	@NA	@NA	@NA	@NA	@NA	0
BLACKRO	BFC	@NA	@NA	@NA	@NA	@NA	0
BLACKRO	RAA	@NA	@NA	@NA	@NA	@NA	0
BLACKRO	BCL	@NA	@NA	@NA	@NA	@NA	0
BLACKRO	BFZ	@NA	@NA	@NA	@NA	@NA	0
BLACKRO	BJZ	@NA	@NA	@NA	@NA	@NA	0
BLACKRO	BZA	@NA	@NA	@NA	@NA	@NA	0
BLACKRO	BHK	@NA	@NA	@NA	@NA	@NA	0
BLACKRO	BDV	@NA	@NA	@NA	@NA	@NA	0
BLACKRO	BAF	@NA	@NA	@NA	@NA	@NA	0
BLACKRO	BBF	@NA	@NA	@NA	@NA	@NA	0
BLACKRO	BIE	@NA	@NA	@NA	@NA	@NA	0
BLACKRO	BRF	@NA	@NA	@NA	@NA	@NA	0
BLACKRO	RFA	@NA	@NA	@NA	@NA	@NA	0
BLACKRO	BFO	@NA	@NA	@NA	@NA	@NA	0
BLACKRO	BGR	@NA	@NA	@NA	@NA	@NA	0
BLACKRO	BGT	@NA	@NA	@NA	@NA	@NA	0
BLACKRO	BME	@NA	@NA	@NA	@NA	@NA	0
BLACKRO	HIS	@NA	@NA	@NA	@NA	@NA	0
BLACKRO	BHY	@NA	@NA	@NA	@NA	@NA	0
BLACKRO	BLK	0	0	0	0	16.482	0
BLACKRO	BNA	@NA	@NA	@NA	@NA	@NA	0
BLACKRO	BKT	@NA	@NA	@NA	@NA	@NA	0
BLACKRO	BRM	@NA	@NA	@NA	@NA	@NA	0
BLACKRO	BYM	@NA	@NA	@NA	@NA	@NA	0
BLACKRO	BMT	@NA	@NA	@NA	@NA	@NA	0
BLACKRO	BQT	@NA	@NA	@NA	@NA	@NA	0
BLACKRO	BKN	@NA	@NA	@NA	@NA	@NA	0
BLACKRO	BLW	@NA	@NA	@NA	@NA	@NA	0
BLACKRO	BZM	@NA	@NA	@NA	@NA	@NA	0
BLACKRO	BKK	@NA	@NA	@NA	@NA	@NA	0
BLACKRO	BFK	@NA	@NA	@NA	@NA	@NA	0

BLACKRO	BMN	@NA	@NA	@NA	@NA	@NA	0
BLACKRO	BPK	@NA	@NA	@NA	@NA	@NA	0
BLACKRO	BLE	@NA	@NA	@NA	@NA	@NA	0
BLACKRO	BBK	@NA	@NA	@NA	@NA	@NA	0
BLACKRO	BLN	@NA	@NA	@NA	@NA	@NA	0
BLACKRO	RNJ	@NA	@NA	@NA	@NA	@NA	0
BLACKRO	BNJ	@NA	@NA	@NA	@NA	@NA	0
BLACKRO	BLJ	@NA	@NA	@NA	@NA	@NA	0
BLACKRO	BSE	@NA	@NA	@NA	@NA	@NA	0
BLACKRO	RNY	@NA	@NA	@NA	@NA	@NA	0
BLACKRO	BFY	@NA	@NA	@NA	@NA	@NA	0
BLACKRO	BNY	@NA	@NA	@NA	@NA	@NA	0
BLACKRO	BLH	@NA	@NA	@NA	@NA	@NA	0
BLACKRO	BQH	@NA	@NA	@NA	@NA	@NA	0
BLACKRO	BPS	@NA	@NA	@NA	@NA	@NA	0
BLACKRO	BPP	@NA	@NA	@NA	@NA	@NA	0
BLACKRO	BHD	@NA	@NA	@NA	@NA	@NA	0
BLACKRO	BDT	@NA	@NA	@NA	@NA	@NA	0
BLACKRO	BSD	@NA	@NA	@NA	@NA	@NA	0
BLACKRO	3BROKZ	@NA	@NA	@NA	@NA	@NA	0
BLACKRO	BHV	@NA	@NA	@NA	@NA	@NA	0
BLAIR COI	BL	32.306	22.858	51.464	23.929	31.943	1
BLDRS DE	ADRD.	@NA	@NA	@NA	@NA	@NA	0
BLDRS EM	ADRE.	@NA	@NA	@NA	@NA	@NA	0
BLDRS EU	ADRU.	@NA	@NA	@NA	@NA	@NA	0
BLDRS INI	ADRA	@NA	@NA	@NA	@NA	@NA	0
BLOCK H (	HRB	41.875	39.16	26.64	21.704	19.652	1
BLOCKBU	BBI	0	0	0	7.55	-1.47	0
BLONDER	BDR	0	0	0	0	0	0
BLOUNT II	BLT	-23.853	0	0	0	0	0
BLUE CHIP	BLU	@NA	@NA	@NA	@NA	@NA	0
BLUE COA	BCSI	0	0	0	0	0	0
BLUE DOL	BDCO	0	0	0	0	0	0
BLUE INDU	3BLII	@NA	@NA	0	0	0	0
BLUE MAF	BLUE	0	0	0	0	0	0
BLUE NILE	NILE	@NA	@NA	@NA	0	0	0
BLUE RID(	3BREY	0	0	0	0	0	0
BLUE RID(	3BLRGZ	0	0	@NA	0	0	0
BLUE RIVE	BRBI	0	0	0	0	0	0
BLUE SQU	BSI	39.029	7.324	73.244	955.556	-4,188.08	0
BLUEBOO	3BBKH	@NA	0	0	0	0	0
BLUEFLY I	BFLY	0	0	0	0	0	0
BLUEGRE	BXG	0	0	0	0	0	0
BLUELINX	BXC	@NA	@NA	@NA	0	0	0
BLUEPHO	BPHX	0	0	0	0	0	0
BLUESTAF	3BLSH	0	0	0	0	@NA	0
BLYTH INC	BTH	0	11.769	13.844	11.374	14.831	0
BMC INDU	BMMI	20.961	11.034	-5.739	-1.47	@NA	0
BMC SOFT	BMC	0	0	0	0	0	0
BNC BANC	BNCN	@NA	@NA	0	0	25.741	0
BNCCORP	BNCC	0	0	0	0	0	0

BNP PARII	BNPZY	@NA	@NA	30.09	0	0	0
BNP RESII	BNP	272.23	356.884	354.15	717.735	-1,059.49	0
BNS HOLD	3BNSIA	0	0	0	0	0	0
BNY CAPI	BK.PF	@NA	@NA	@NA	@NA	@NA	0
BOARDW/	BORD	@NA	@NA	0	4.559	6.39	0
BOARDW/	BOWFF	0	0	-19.495	21.4	137.068	0
BOB EVAN	BOBE	25.593	24.768	20.147	20.582	23.337	1
BOC GRO	BOX	63.735	52.145	71.463	91.966	87.677	1
BODISEN	3BBOI	@NA	@NA	0	0	0	0
BODY ART	0382B	@NA	@NA	@NA	@NA	@NA	0
BOE FINL	BSXT	37.464	29.788	29.148	34.961	27.462	1
BOEING C	0122B	0	0	0	0	0	0
BOEING C	BA	22.867	24.671	20.418	24.58	79.805	1
BOFI HOLI	BOFI	@NA	@NA	@NA	@NA	0	0
BOGEN C(	BOGN	0	0	0	0	@NA	0
BOIS D AF	BDE	@NA	@NA	@NA	@NA	@NA	0
BOISE CA	BCC	@NA	@NA	@NA	@NA	@NA	0
BOK FINAI	BOKF	34.888	0.001	30.454	34.714	36.711	1
BOLT TEC	BTJ	0	0	0	0	0	0
BOMBAY (	BBA	0	0	0	0	0	0
BON-TON	BONT	0	0	0	0	5.582	0
BONE CAF	BCII	0	0	0	0	0	0
BONSO EI	BNSO	0	34.289	30.786	0	12.605	0
BOOKHAM	BKHM	0	0	0	0	0	0
BOOKS-A-	BAMM	0	0	0	0	0	0
BOOTH CF	9870B	0	0	0	0	0	0
BOOTS GF	BOOYY	@NA	69.508	59.51	76.467	7.222	0
BOOTS&C	WEL	0	0	0	0	0	0
BORDEN (	9441B	-348.37	-46.42	-18.347	0	0	0
BORDERS	BGP	0	0	0	0	5.078	0
BORGWAF	BWA	11.716	16.915	23.795	10.674	11.092	1
BORLAND	BORL	0	0	0	0	0	0
BOS BETT	BOSC	0	0	0	0	0	0
BOSS HOI	3BSHI	@NA	0	0	0	0	0
BOSTON /	BOSA	25.575	42.905	41.407	82.094	76.791	1
BOSTON E	SAM	0	0	0	0	0	0
BOSTON (	BCGI	0	0	0	0	0	0
BOSTON E	BSE1	291.538	10.709	47.626	63.795	79.065	1
BOSTON (	EFU3	71.882	350.35	0	0	@NA	0
BOSTON L	BLSI	0	0	0	0	0	0
BOSTON F	BPFH	0	15.625	41.902	15.085	20.813	0
BOSTON F	BXP	102.657	101.818	98.562	53.96	83.821	1
BOSTON F	3BRAI	0	0	0	0	0	0
BOSTON S	BSX	0	0	0	0	0	0
BOTTOML	EPAY	0	0	0	0	0	0
BOULDER	BIF	@NA	@NA	@NA	@NA	@NA	0
BOULDER	BTF	@NA	@NA	@NA	@NA	@NA	0
BOUNDLE	BDLSQ	0	0	0	@NA	@NA	0
BOVIE ME	BVX	0	0	0	0	0	0
BOWATER	BOW	55.799	26.098	60	-31.952	-22.843	0
BOWATER	BOW1.	-3,051.12	1.501	@NA	@NA	@NA	0

BOWL AMI	BWL.A	67.466	52.172	58.325	62.084	86.855	1
BOWLIN T	3BWTL	@NA	@NA	0	0	0	0
BOWNE &	BNE	29.17	108.733	-94.297	2,073.80	-81.253	0
BOYD GAI	BYD	0	0	0	0	0	0
BOYDS CC	FOB	0	0	0	0	0	0
BOYKIN LC	BOY	178.016	343.263	-65.178	-425.473	-45.473	0
BOYSTOY	3GRLZ	0	0	0	0	0	0
BP PLC -A	BP	77.587	38.97	61.626	78.518	56.035	1
BP PRUDH	BPT	100	99.925	100.066	99.95	100.071	1
BPC HOLD	0158B	0	0	0	0	0	0
BPK RESC	3BPKRE	@NA	0	0	0	0	0
BPP LIQUI	3BPPNZ	234.913	-50.125	177.871	@NA	@NA	0
BRADLEY	BDY	0	0	0	0	0	0
BRADY CC	BRC	35.749	31.956	58.808	61.081	85.265	1
BRAINTEC	3BRHI	0	0	0	0	0	0
BRAND SE	0550B	@NA	@NA	@NA	@NA	@NA	0
BRANDMA	BMKS	0	0	0	0	@NA	0
BRANDPA	3BPTR	0	0	0	0	0	0
BRANDYW	BDN	198.34	145.404	287.46	172.751	164.526	1
BRANTLE'	BBDCE	@NA	@NA	@NA	@NA	@NA	0
BRASCAN	BNN	43.864	50.148	66.92	307.021	36.207	1
BRASIL TE	BRP	71.608	77.225	-379.261	-2,794.27	-132.945	0
BRASIL TE	BTM	@NA	@NA	-111.674	-2,794.27	-48.518	0
BRASKEM	BAK	28.7	33.762	-784.946	-1.185	0	0
BRAVO FC	3BRVO	0	0	0	0	0	0
BRAZAUR	BZOFF	0	0	0	0	0	0
BRAZIL FA	3BOBS	0	0	0	0	0	0
BRAZIL FU	BZF	@NA	@NA	@NA	@NA	@NA	0
BRAZILIAN	BZL	@NA	@NA	@NA	@NA	@NA	0
BRE PROF	BRE	@NA	220.983	@NA	117.473	198.906	0
BREAKAW	BWAY	0	0	@NA	@NA	@NA	0
BREAKWA	3BWLRF	0	0	0	0	0	0
BREK ENE	BREK	0	0	0	@NA	@NA	0
BRESLER	3BRER	0	0	0	0	0	0
BRIAZZ IN	BRZZQ	0	0	0	0	0	0
BRIDGE B	3BDGE	37.466	36.835	34.267	29.564	50.979	1
BRIDGE C	BBNK	@NA	0	0	0	0	0
BRIDGE S	OCNB	@NA	12.358	24.178	23.963	50.782	0
BRIDGE TI	BRDG	0	0	0	0	@NA	0
BRIDGFOI	BRID	27.252	34.93	47.309	238.752	137.603	1
BRIGGS &	BGG	25.541	20.004	55.741	51.241	34.362	1
BRIGHAM	BEXP	0	0	0	0	0	0
BRIGHT H	BFAM	0	0	0	0	0	0
BRIGHTM/	BRML	@NA	@NA	@NA	@NA	@NA	0
BRIGHTPC	CELL	0	0	0	0	0	0
BRIGHTST	BSTA	@NA	@NA	@NA	@NA	@NA	0
BRIGHTST	3BTSR	0	0	0	0	0	0
BRILLIAN	BRLC	@NA	@NA	@NA	@NA	0	0
BRILLIANC	CBA	1.889	1.859	3.98	5.782	9.957	1
BRILLIANT	3BDEI	0	0	0	0	0	0
BRINKER I	EAT	0	0	0	0	0	0

BRINKS C	BCO	16.73	140.809	11.308	7.658	29.121	1
BRISTOL \	BRW	@NA	@NA	0	0	0	0
BRISTOL-I	BMY	40.965	47.119	104.601	106.588	69.865	1
BRITESMI	BSML	0	0	0	0	0	0
BRITISH A	BAB	-928.577	169.298	0	0	0	0
BRITISH A	BTI	113.278	101.631	71.983	74.634	141.166	1
BRITISH E	BGYNY	32.433	177.778	-9.074	0	0	0
BRITISH S	BSY	-16.591	0	0	0	0	0
BRITTON (	BKBK	47.748	42.995	39.624	105.565	49.379	1
BROADBA	BDH	@NA	@NA	@NA	@NA	@NA	0
BROADCA	3BCST	0	0	0	0	0	0
BROADCC	BRCM	0	0	0	0	0	0
BROADLE	3BDLFE	@NA	@NA	0	0	0	0
BROADVIE	3BDVM	0	0	0	0	0	0
BROADVIS	BVSN	0	0	0	0	0	0
BROADW/	BYFC	56.061	20.955	26.636	14.276	18.287	1
BROADWI	BWNG	0	0	0	0	0	0
BROCADE	BRCD	0	0	0	0	0	0
BRONX VE	3BRXVF	0	0	0	0	0	0
BROOKE (	BXX	@NA	-15.285	26.391	@NA	@NA	0
BROOKFIE	BHS	@NA	@NA	@NA	@NA	5.702	0
BROOKFIE	BPO	23.577	26.241	24.091	29.493	30.502	1
BROOKLIN	BRKL	28.738	30.147	38.156	60.698	213.059	1
BROOKLIN	BRKL.P	@NA	@NA	@NA	@NA	0	0
BROOKLY	3BCAK	0	0	0	0	0	0
BROOKLY	BFSB	@NA	@NA	@NA	@NA	0	0
BROOKS /	BRKS	0	0	0	0	0	0
BROOKST	BKST	0	0	0	0	0	0
BROOKTR	BRKT	0	0	0	0	0	0
BROWN &	BRO	22.954	22.675	19.6	16.135	15.049	1
BROWN J(	0409B	0	0	0	0	0	0
BROWN S	BWS	20.549	19.805	736.354	15.594	15.275	1
BROWN-F	BF.B	38.073	37.339	41.228	40.408	37.597	1
BRT REAL	BRT	0	0	29.733	61.028	71.234	0
BRUKER E	BRKR	0	0	0	0	0	0
BRUNSWI	BRB	0.379	0	0	0	0	0
BRUNSWI	BC	121.108	21.909	51.712	43.575	33.95	1
BRUSH EN	BW	120.764	55.327	-38.554	0	0	0
BRYN MA\	BMTC	32.697	35.371	34.133	32.497	30.74	1
BSB BANC	BSBN	52.966	453.06	48.822	539.989	53.928	1
BSD MEDI	3BSDM	0	0	0	0	0	0
BSD SOFT	3BSDS	@NA	@NC	@NC	@NA	0	0
BSI2000 IN	3BSIO	@NA	0	0	0	0	0
BSQUARE	BSQR	0	0	0	0	0	0
BT GROUI	BT	41.898	-31.547	17.387	20.849	51.658	0
BTU INTEI	BTUI	0	0	0	0	0	0
BUCA INC	BUCAE	0	0	0	0	0	0
BUCKEYE	BPL	77.025	100.751	95.767	94.479	240.018	1
BUCKEYE	BKI	0	0	0	0	0	0
BUCKLE IN	BKE	0	0	0	0	0	0
BUCYRUS	BUCY	0	0	0	0	0	0

BUDGET (	BDGPA	0	0	0	@NA	@NA	0
BUDGETH	3BUDH	0	0	0	0	0	0
BUFFALO	BWLD	@NA	@NA	0	0	0	0
BUFFETS	0419B	0	0	0	0	0	0
BUHRMAN	BUH	45.968	30.965	75.411	-1.832	-2.424	0
BUILD-A-B	BBW	@NA	@NA	@NA	0	0	0
BUILDERS	BLDR	@NA	@NA	@NA	@NA	@NA	0
BUILDING	9438B	0	0	0	0	0	0
BUILDING	BMHC	0	0	0	3.52	14.01	0
BULL RUN	BULL	0	0	0	0	0	0
BUNGE LT	BG	0	0	6.452	13.309	10.048	0
BUNZL PL	BNL	40.555	39.852	40.781	41.773	43.66	1
BURKE MI	3BMLS	0	0	0	0	0	0
BURLINGT	BCF	0	1.261	1.328	1.375	1.861	0
BURLINGT	BNI1	0	0	37.605	0	0	0
BURLINGT	BNI	19.525	20.102	25.509	24.079	25.869	1
BURLINGT	BR	-1,030.00	0	20.251	24.449	9.127	0
BURNHAM	BURCA	42.423	61.789	57.137	43.508	46.554	1
BUSINESS	BOBJ	0	0	0	0	0	0
BUTLER IN	BUTLE	0	7.588	-3.329	-3.731	0	0
BUTLER N	3BUKS	-0.264	0	0	0	0	0
BUY.COM	BUYY	0	0	@NA	@NA	@NA	0
BVR SYST	3BVRSF	0	0	0	0	0	0
BWC FINA	BWCF	0	0	0	0	8.877	0
C H ROBIN	CHRW	22.383	20.164	21.126	22.794	26.753	1
C&D TECH	CHP	4.728	2.585	3.983	7.298	9.442	1
C&F FINAN	CFFI	26.599	32.745	25.735	22.796	20.063	1
C-COR INC	CCBL	0	0	0	0	0	0
CA NAC TI	VNT	182.061	-129.11	598.303	459.09	1,127.40	0
CABCO TF	PFH	@NA	@NA	@NA	@NA	@NA	0
CABELAS	CAB	@NA	@NA	@NA	0	0	0
CABELTEL	GBR	0	0	0	0	0	0
CABG MEI	CABG	@NA	@NA	@NA	0	0	0
CABLE & \	CWP	9.82	17.553	-8.335	-0.566	-30.802	0
CABLETEL	CCMTF	0	0	0	0	@NA	0
CABLEVIS	CVC	0	0	0	0	0	0
CABOT CC	CBT	30.851	28.571	26.271	31.373	45.833	1
CABOT MI	CCMP	0	0	0	0	0	0
CABOT OI	COG	78.014	14.887	10.199	31.541	18.024	1
CACHE IN	CACH	0	0	0	0	0	0
CACI INTL	CAI	0	0	0	0	0	0
CADBURY	CSG	31.464	42.137	40.959	41.971	66.12	1
CADENCE	CDN	0	0	0	0	0	0
CADENCE	3CDNR	0	0	0	0	0	0
CADIZ INC	3CDZI	0	0	0	0	0	0
CADMUS (	CDMS	11.153	-11.212	-27.565	35.905	67.679	0
CADUS CC	3KDUS	0	0	0	0	0	0
CAE INC	CGT	@NA	16.036	16.745	20.152	41.729	0
CAESARS	CZR	0	0	0	0	0	0
CAGLE'S I	CGL.A	5.742	-4.719	0	0	0	0
CAL DIVE	CDIS	0	0	0	0	0	0

CAL-BAY I	3CBYI	@NA	@NA	0	0	0	0
CAL-MAIN	CALM	-3.516	8.895	-5.589	4.807	1.123	0
CALA COF	CCAA	0	0	0	0	0	0
CALAMOS	CLMS	@NA	@NA	@NA	55.004	70.111	0
CALAMOS	CHY	@NA	@NA	@NA	@NA	@NA	0
CALAMOS	CHI	@NA	@NA	@NA	@NA	@NA	0
CALAMOS	CSQ	@NA	@NA	@NA	@NA	@NA	0
CALAMP C	CAMP	0	0	0	0	0	0
CALAVO G	CVGW	@NA	@NA	129.573	37.122	45.14	0
CALBATE(	3CLBEE	@NA	@NA	@NA	@NA	@NA	0
CALCASIE	CKX	10.227	34.331	56.128	65.265	51.784	1
CALGON (	CCC	-81.914	59.084	97.329	110.682	104.326	0
CALI HOLI	3CALI	@NA	0	0	0	0	0
CALIBER I	CLBRQ	0	0	@NA	@NA	@NA	0
CALICO C	CLIC	0	0	0	@NA	@NA	0
CALIF FIR	CFNB	9.62	9.276	11.361	12.112	16.429	1
CALIFORN	CALC	0	0	0	0	0	0
CALIFORN	CAEN	0	0	0	0	0	0
CALIFORN	CAMD	0	0	0	0	0	0
CALIFORN	CPKI	0	0	0	0	0	0
CALIFORN	CWT	69.635	81.971	114.218	89.873	91.212	1
CALIPER I	CALP	0	0	0	0	0	0
CALL NOW	3CLNWE	0	0	0	0	0	0
CALL-NET	3CNEZF	0	0	0	0	0	0
CALLAWA	ELY	38.401	25.65	37.203	30.962	46.482	1
CALLIDUS	CALD	@NA	@NA	0	0	0	0
CALLISTO	KAL	@NA	@NA	@NA	0	0	0
CALLON P	CPE	0	0	0	0	0	0
CALLOWA	CLWY	0	0	0	0	0	0
CALLWAV	CALL	@NA	@NA	@NA	@NA	0	0
CALPINE (	CPN	0	0	0	0	0	0
CALTON I	3CTON	0	0	-444.037	0	0	0
CALYPSO	CLYW	@NA	@NC	@NC	0	0	0
CALYPTE	HIV	0	0	0	0	0	0
CAM COM	CADA	0	0	0	0	0	0
CAMBEX (	3CBEX	0	0	0	0	0	0
CAMBIOR	CBJ	-0.493	0	0	0	0	0
CAMBR AI	CATG	0	0	0	0	0	0
CAMBREX	CBM	7.731	6.03	11.575	8.603	1,265.31	1
CAMBRID(	OLED	@NA	@NA	@NA	0	0	0
CAMBRID(	CNGG	0	0	0	0	@NA	0
CAMBRID(	3CAMH	0	0	0	0	0	0
CAMBRID(	3CDGD	0	0	0	0	0	0
CAMCO FI	CAFI	47.02	43.479	40.684	41.269	61.727	1
CAMDEN I	CAC	40.884	37.16	33.895	31.714	29.581	1
CAMDEN I	CPT.P	@NA	@NA	@NA	@NA	@NA	0
CAMDEN I	CPT	163.732	133.471	168.247	246.16	348.223	1
CAMECO (	CCJ	39.85	-31.655	49.742	60.456	16.44	0
CAMELOT	3CMEG	@NA	0	0	0	0	0
CAMERA I	3CPFR	0	0	0	0	0	0
CAMINOS(	3CMSF	0	0	0	0	0	0

CAMPBEL	3CBLRF	0	0	0	0	0	0
CAMPBEL	CPB	53.729	53.501	57.165	49.143	41.374	1
CAMTEK L	CAMT	0	0	0	0	0	0
CANADA L	CLU	0	0	24.562	19.592	-1,959.50	0
CANADA S	CSPLF	0	0	0	0	0	0
CANADIAN	CNI	19.799	17.871	20.979	30.089	26.022	1
CANADIAN	CNQ	0	0	0	11.232	5.757	0
CANADIAN	CP	31.739	10.11	41.472	16.29	20.266	1
CANADIAN	SNG	@NA	0	0	0	0	0
CANAL CA	3COWP	0	0	0	0	0	0
CANALASI	3CVVLF	@NA	@NA	0	0	0	0
CANARC F	3CRCUF	0	0	0	0	0	0
CANARGC	CNR	0	0	0	0	0	0
CANCERV	CNVX	@NA	@NA	0	0	0	0
CANDELA	CLZR	0	0	0	0	0	0
CANDIE'S	CAND	0	0	0	0	0	0
CANDLEW	CNDL	0	0	0	0	@NA	0
CANNON E	CEXP	0	0	0	0	@NA	0
CANNOND	BIKEQ	0	0	0	0	@NA	0
CANO PET	CFW	@NA	@NA	@NA	@NA	@NA	0
CANON IN	CAJ	21.068	11.052	12.293	12.406	10.35	1
CANTEL M	CMN	0	0	0	0	0	0
CANTERB	CITI	0	0	0	0	0	0
CANTERB	ECP	0	0	0	39.35	19.233	0
CANWEST	CWG	30.673	27.62	105.081	0	0	0
CANYON F	CAU	0	0	0	0	0	0
CAP ROCK	RKE	@NA	0	0	0	0	0
CAPCO EN	3CGYNE	0	0	0	0	0	0
CAPE SYS	3CYSG	0	0	0	0	0	0
CAPITAL &	CII	@NA	@NA	@NA	@NA	@NA	0
CAPITAL A	CAA	@NA	@NA	0	0	149.832	0
CAPITAL A	CARS	137.43	122.218	90.581	101.014	100.863	1
CAPITAL E	CBKN	-21.269	0	0	26.283	131.791	0
CAPITAL E	3CBEV	0	0	0	0	0	0
CAPITAL C	CCBG	37.49	30.568	37.804	28.784	34.319	1
CAPITAL C	CCOWD	0	0	0	0	0	0
CAPITAL C	CAPX	0	0	0	0	0	0
CAPITAL C	3CGLD	0	0	0	0	0	0
CAPITAL L	LSE	@NA	@NA	@NA	0	0	0
CAPITAL L	TCL	@NA	@NA	@NA	@NA	@NA	0
CAPITAL C	COF	5.688	4.434	3.475	2.607	2.11	1
CAPITAL F	CPHJ	0	0	0	0	@NA	0
CAPITAL F	CPI	8.554	1,068.97	-64.748	-14.71	11.199	0
CAPITAL S	CSU	0	0	0	0	0	0
CAPITAL S	CSWC	@NA	@NA	@NA	-5.505	2.702	0
CAPITAL T	CTGI	0	0	0	0	0	0
CAPITAL T	CT	0	0	0	0	83.091	0
CAPITALS	CSE	@NA	@NA	0	10.101	30.341	0
CAPITOL E	CBC	41.42	31.537	29.054	27.07	28.071	1
CAPITOL F	CFFN	16.912	18.431	18.276	15.79	76.681	1
CAPRIUS I	3CAPS	0	0	0	0	0	0

CAPSOUR	3CPSO	@NA	0	0	0	0	0
CAPSTEAI	CMO	97.966	-21.873	89.323	100	100	0
CAPSTON	CPST	0	0	0	0	0	0
CAPTARIS	CAPA	0	0	0	0	0	0
CAPTIVA S	CPTV	0	0	0	0	0	0
CARACO F	CPD	0	0	0	0	0	0
CARAUST.	CSAR	43.963	229.182	-42.219	0	0	0
CARBO CE	CRR	41.676	29.649	19.589	27.747	19.967	1
CARDERC	CDY	@NA	@NA	@NA	0	0	0
CARDIAC	DFIB	0	0	0	0	0	0
CARDIMA	CRDM	0	0	0	0	0	0
CARDINAL	CFNL	0	0	0	0	0	0
CARDINAL	CAH	6.991	4.119	4.129	3.995	3.173	1
CARDIOD'	CDIC	0	0	0	0	0	0
CARDIOGI	3CGCP	0	0	0	0	0	0
CARDIOMI	CRME	0	0	0	0	0	0
CARDIOTE	CTE	0	0	0	0	0	0
CARDIOVA	3CVBT	@NA	@NA	@NA	0	0	0
CARDTRO	0506B	@NA	@NA	@NA	@NA	@NA	0
CAREADV	3CADV	0	0	0	0	0	0
CAREER E	CECO	0	0	0	0	0	0
CAREMAR	CMX	0	0	0	0	0	0
CARESIDE	CASI	0	0	0	@NA	@NA	0
CARIBBEA	3CAHR	0	0	0	0	0	0
CARIBBEA	0113B	@NA	@NA	@NA	@NA	@NA	0
CARLISLE	CSL	21.412	23.902	100.169	35.766	30.021	1
CARLISLE	CLHL	0	0	0	0	0	0
CARMAX I	KMX	0	0	0	0	0	0
CARMEL C	KMLCF	0	0	0	0	0	0
CARMIKE	CKEC	0	0	0	0	0	0
CARNIVAL	CCL	22.426	25.99	26.562	24.252	27.554	1
CARNIVAL	CUK	0	30.317	29.06	39.847	37.725	0
CAROLINA	CLBH	@NA	0	0	0	0	0
CAROLINA	PGN2	79.16	226.883	76.057	92.689	88.247	1
CARPENT	CRS	82.022	56.311	86.866	-374.359	-102.4	0
CARRAME	CRE	108.86	110.086	335.362	246.642	367.079	1
CARREKE	CANI	0	0	0	0	0	0
CARRIAGE	CSV	0	0	0	0	0	0
CARRIER	CACSE	0	0	0	0	0	0
CARRING	CARN	0	0	0	0	0	0
CARRIZO	CRZO	0	0	0	0	0	0
CARROLL	CSBI	@NA	@NA	@NA	@NA	0	0
CARROLL	CRRB	30.358	55.549	50.44	50.809	109.946	1
CARROLS	6479A	0	0	0	0	0	0
CARTER (	9833B	-10.84	0.576	4,418.27	0	107.325	0
CARTER'S	CRI	@NA	@NA	0	0	106.938	0
CARVER E	CNY	-8.983	-50.94	6.909	3.192	9.953	0
CAS MEDI	3CAMY	0	0	0	0	0	0
CASCADE	CACB	35.604	30.072	29.532	27.691	28.843	1
CASCADE	CAE	117.956	20.918	0	6.777	26.716	0
CASCADE	CASB	0	0	0	8.003	17.627	0

CASCADE	CSCD	@NA	@NA	@NA	0	0	0
CASCADE	CGC	78.136	68.992	61.517	98.523	116.949	1
CASELLA	CWST	0	0	0	0	0	0
CASEYS G	CASY	7.975	10.6	13.265	12.553	17.767	1
CASH AME	CSH	32.688	-73.699	9.65	6.608	5.567	0
CASH SYS	CKN	@NA	@NA	0	0	0	0
CASH TEC	TQ	0	0	0	0	0	0
CASS INF	CASS	46.612	38.953	36.712	35.941	35.611	1
CASTELLE	CSTL	0	0	0	0	0	0
CASTLE (A	CAS	125.752	-657.134	-138.792	0	0	0
CASTLE C	CVF	@NA	@NA	@NA	@NA	@NA	0
CASTLE E	CECX	24.776	26.889	77.04	-54.61	-66.017	0
CASUAL M	CMRG	0	0	0	0	0	0
CATALINA	CALA	0	0	0	0	0	0
CATALINA	POS	0	0	0	0	0	0
CATALYST	CATS	0	0	0	0	0	0
CATALYTI	CESI	0	0	0	0	0	0
CATAPULT	CATT	0	0	0	0	0	0
CATELLUS	CDX	0	0	0	0	24.221	0
CATERPIL	CAT1	0	0	0	0	0	0
CATERPIL	CAT	47.78	44.16	59.255	60.401	45.314	1
CATERPIL	CAT.F	100	44.16	58.882	60.401	45.314	1
CATHAY G	CATY	23.928	20.642	21.251	20.127	18.153	1
CATHAY M	CMQ	0	0	0	0	0	0
CATO COR	CTR	21.951	27.245	31.101	32.488	46.083	1
CATTLES/	3CTLE	0	0	0	0	0	0
CATUITY I	CTTY	0	0	0	0	0	0
CAVALIER	CAV	136.093	-4.781	0	0	0	0
CAVALRY	CAVB	37.821	30.972	64.532	30.945	31.242	1
CAVCO IN	CVCO	@NA	@NA	0	0	0	0
CB RICHA	CBG	@NA	@NA	@NA	0	0	0
CBD MEDI	0468B	@NA	@NA	@NA	0	-4,671.89	0
CBL & ASS	CBL	100.062	85.413	79.857	89.554	67.706	1
CBR BREV	CBRAF	0	0	0	0	@NA	0
CBRL GRO	CBRL	1.361	1.08	2.409	1.267	0.979	1
CCA INDU	CAW	0	0	0	0	14.28	0
CCC GLOB	CCGC	@NA	@NA	0	0	0	0
CCC INFO	CCCG	0	0	0	0	0	0
CCF HOLD	CCFH	28.913	23.359	0	3.77	14.304	0
CCI GROU	3CCIG	@NA	@NA	@NA	0	0	0
CCSB FIN/	CCFB	@NA	0	0	0	0	0
CD WARE	CDWI	0	0	0	@NA	@NA	0
CD&L INC	CDV	0	0	0	0	0	0
CDC CORI	CHINA	0	0	0	0	0	0
CDI CORP	CDI	0	0	0	0	0	0
CDSI HOL	3CDSI	0	0	0	0	0	0
CDW COR	CDWC	0	0	0	0	0	0
CE FRANK	CFK	0	0	0	0	0	0
CEATECH	CEAH	0	0	0	0	@NA	0
CEC ENTE	CEC	0	0	0	0	0	0
CECO EN\	CECE	0	0	0	0	0	0

CECS COI	CECS	0	0	0	@NA	@NA	0
CEDAR FA	FUN	86.67	100.886	140.009	117.576	103.864	1
CEDAR SH	CDR	401.562	5,360.00	0	0	0	0
CEDARA S	CDSW	@NA	0	0	0	0	0
CEDRIC K	CKPI	@NA	@NA	@NA	0	0	0
CEL-SCI C	CVM	0	0	0	0	0	0
CELADON	CLDN	0	0	0	0	0	0
CELANESI	CZLNF	0	10.909	-5.076	0	0	0
CELANESI	CE	@NA	@NA	@NA	@NA	17.483	0
CELEBRA	BDAY	@NA	@NA	@NA	0	0	0
CELERITE	CLTK	0	0	0	0	0	0
CELERITY	3CLRT	@NA	@NA	@NA	@NA	@NA	0
CELERITY	3CESY	0	0	0	0	0	0
CELESTIC	CLS	0	0	0	0	0	0
CELGENE	CELG	0	0	0	0	0	0
CELL GEN	CEGE	0	0	0	0	0	0
CELL ROB	3CRIIE	0	0	0	0	0	0
CELL THE	CTIC	0	0	0	0	0	0
CELLCO P	0537B	@NA	@NA	@NA	32.392	76.97	0
CELLDEX	CDEX	@NA	@NA	@NA	@NA	@NA	0
CELLEGY	CLGY	0	0	0	0	0	0
CELLPOIN	3CLPTQ	0	0	0	0	@NA	0
CELLSTAF	CLSTE	0	0	0	0	0	0
CELLULAF	3CTSC	0	0	0	0	0	0
CELSION (	CLN	0	0	0	0	0	0
CELTRON	3CLTRE	@NA	@NC	@NC	@NC	0	0
CEMEX S	CX	20.406	22.969	0.407	5.735	56.074	1
CENDANT	CD	0	0	0	0	0	0
CENTENE	CNC	0	0	0	0	0	0
CENTENN	CYCL	0	0	0	0	0	0
CENTENN	CHLE	@NA	@NA	@NA	0	0	0
CENTER E	CNBC	47.807	45.255	38.895	34.325	46.954	1
CENTER F	CLFC	@NA	@NA	0.026	0.011	0.026	0
CENTERP	CVP	@NA	@NA	0	0	-44.862	0
CENTERP	CNP	25.639	55.393	35.238	82.422	28.976	1
CENTERP	CNP3	0	0	594.849	291.521	0	0
CENTERP	CNP6	@NA	@NA	35.238	48.139	0	0
CENTERP	CNT	94.03	93.582	242.908	160.178	201.574	1
CENTERS	CSFL	@NA	23.637	20.151	23.85	28.18	0
CENTEX C	CTX	3.689	3.359	2.544	1.753	1.75	1
CENTEX C	CTX.F	3.689	3.359	2.544	1.753	1.75	1
CENTILLIU	CTLM	0	0	0	0	0	0
CENTRA F	0227B	@NA	0	0	0	0	0
CENTRA S	CTRA	0	0	0	0	0	0
CENTRAL	CEBK	19.316	22.419	23.392	33.242	23.229	1
CENTRAL	CCBN	0	0	0	0	0	0
CENTRAL	CEE	@NA	@NA	@NA	@NA	@NA	0
CENTRAL	CEDC	0	0	0	0	0	0
CENTRAL	GCFC	-416.667	159.42	80.602	81.751	-29.023	0
CENTRAL	CENF	@NA	@NA	-21.634	0	252.011	0
CENTRAL	CEF	@NA	@NA	@NA	@NA	@NA	0

CENTRAL	CENT	0	0	0	0	0	0
CENTRAL	CHG1	@NA	@NA	355.675	98.804	91.128	0
CENTRAL	AES2	185.849	58.036	354.862	84.43	326.316	1
CENTRAL	AES3	180.154	72.356	79.238	269.565	238.462	1
CENTRAL	CJBK	@NA	@NA	0.186	0.255	1.66	0
CENTRAL	EAS3	62.256	65.463	84.881	99.293	92.994	1
CENTRAL	3CENMF	0	0	0	0	0	0
CENTRAL	CTNR	68.049	51.692	179.268	-66.887	176.786	0
CENTRAL	CPF	32.102	27.632	18.899	19.175	30.239	1
CENTRAL	CPC	44.684	5.981	8.261	4.992	-34.813	0
CENTRAL	CET	@NA	@NA	@NA	@NA	@NA	0
CENTRAL	CSTW	81.081	91.803	100	-4.348	-10.448	0
CENTRAL	CVCY	@NA	@NA	@NA	4.67	7.651	0
CENTRAL	CV	68.598	62.211	1,140.31	42.305	60.861	1
CENTRAL	CVBK	39.133	38.398	42.298	30.948	27.133	1
CENTREX	3CNEXE	@NA	0	0	0	0	0
CENTRL E	CETV	0	0	0	0	0	0
CENTRUE	TRUE	36.023	23.491	17.878	30.452	47.616	1
CENTURA	MBNEQ	0	0	@NA	@NA	@NA	0
CENTURY	CENX	78.243	16.479	-27.865	-14.999	0.227	0
CENTURY	CNBKA	15.036	14.473	15.222	13.855	17.192	1
CENTURY	CBIZ	0	0	0	0	0	0
CENTURY	CNTY	0	0	0	0	0	0
CENTURY	3CYPC	0	0	0	0	0	0
CENTURY	3CPPC	0	0	0	0	0	0
CENTURY	CRLTS	132.548	126.847	169.426	142.816	-124.399	0
CENTURY	CTL	10.448	11.432	8.246	15.701	9.183	1
CENUCO I	ICU	@NA	0	0	0	0	0
CENVEO I	CVO	0	0	0	0	0	0
CEPHALO	CEPH	0	0	0	0	0	0
CEPHEID	CPHD	0	0	0	0	0	0
CERADYN	CRDN	0	0	0	0	0	0
CERAGON	CRNT	0	0	0	0	0	0
CERAMIC	3CPSX	0	0	0	0	0	0
CERBCO I	3CERB	-69.484	-43.149	-33.56	-10.306	-7.227	0
CERES GI	CERG	0	0	0	0	0	0
CERIDIAN	CEN	0	0	0	0	0	0
CERNER (	CERN	0	0	0	0	0	0
CERTEGY	CEY	0	0	0	0	6.891	0
CERTICON	CERTF	0	0	0	0	0	0
CERTIFIE	3CSRVE	@NA	0	0	0	0	0
CERTRON	3CRTN	0	0	0	0	0	0
CERUS C(	CERS	0	0	0	0	0	0
CET SERV	ENV	0	0	0	0	0	0
CEVA INC	CEVA	0	0	0	0	0	0
CEYONIQ	CCEQQ	0	0	@NA	@NA	@NA	0
CFC INTE	CFCI	0	0	0	0	0	0
CFS BANC	CITZ	48.442	54.596	43.775	64.83	135.161	1
CGI GROU	GIB	0	0	0	0	0	0
CGI HOLD	THK	@NA	@NA	@NA	@NA	@NA	0
CH ENER(	CHG	74.984	70.518	69.523	96.275	77.511	1

CHAD THE	CTU	0	0	0	0	0	0
CHAI NA T	3CCCFF	0	0	0	0	0	0
CHAMPIOI	CHB	0	0	0	0	0	0
CHAMPIOI	CHMP	60.852	92.129	-89.047	87.998	109.898	0
CHAMPIOI	3CREB	0	0	0	0	0	0
CHAMPIOI	3CPLY	0	0	0	0	0	0
CHAMPNS	CPNT	0	0	0	0	0	0
CHAMPPS	CMPP	0	0	0	0	0	0
CHANNEL	CHNL	0	0	0	0	0	0
CHAPARR	3CHAR	0	0	0	0	0	0
CHARLES	CTHR	0	0	0	0	0	0
CHARLES	CRAI	0	0	0	0	0	0
CHARLES	CRL	0	0	0	0	0	0
CHARLES	CRL.P	@NA	@NA	@NA	@NA	@NA	0
CHARLOT	CHIC	0	0	0	0	0	0
CHARMIN	CHRS	0	0	0	0	0	0
CHART IN	3CIDI	-8.324	0	0	0	0	0
CHARTER	CHTR	0	0	0	0	0	0
CHARTER	CHFN	0	0	0	25.31	68.78	0
CHARTER	CHRT	0	0	0	0	0	0
CHARTER	CHC	106.303	92.691	107.134	101.376	113.748	1
CHARTWE	CWF	@NA	@NA	@NA	@NA	@NA	0
CHARTWE	3CWII	0	0	0	0	0	0
CHASE C	CCF	21.006	21.664	24.366	32.31	20.787	1
CHATTEM	CHTT	0	0	0	0	0	0
CHAUS (B	3CHBD	0	0	0	0	0	0
CHC HELI	FLI	0	5.313	0	0	0	0
CHECK P	CHKP	0	0	0	0	0	0
CHECKER	CHKR	0	0	0	0	0	0
CHECKFR	CKFR	0	0	0	0	0	0
CHECKPO	CKP	0	0	0	0	0	0
CHEESEC	CAKE	0	0.093	0.071	0	0	0
CHEFS IN	3CHEF	0	0	0	0	0	0
CHEMBIO	3CEMI	0	0	@NA	0	0	0
CHEMED	CHE	114.013	19.539	-65.423	-50.124	-136.067	0
CHEMICA	CHFC	40.835	42.55	48.164	39.399	42.521	1
CHENIERE	LNG	0	0	0	0	0	0
CHEROKE	CHKE	26.994	0	0	0	22.76	0
CHEROKE	CHRK	@NA	@NA	@NA	0	0	0
CHESAPE	CSK	6.778	119.643	125.714	64.878	50.566	1
CHESAPE	CHK	0	0	0	36.329	10.11	0
CHESAPE	CPK	64.152	75.11	87.593	107.104	61.335	1
CHESTER	CVAL	27.771	30.503	36.548	30.655	34.132	1
CHEUNG	CHEUY	@NA	19.068	50.83	41.753	37.759	0
CHEVIOT	CHEV	@NA	@NA	0	0	@NA	0
CHEVRON	CVX	78.502	32.555	69.595	261.926	39.929	1
CHEVRON	0241B	@NA	@NA	0	@NA	@NA	0
CHICAGO	CBI	14.219	-7.916	16.374	10.343	11.003	0
CHICAGO	CME	@NA	@NA	0	18.381	16.892	0
CHICAGO	CVR	35.669	42.545	52.344	32.296	114.548	1
CHICOS F	CHS	0	0	0	0	0	0

CHILDREN	PLCE	0	0	0	0	0	0
CHILE FUN	CH	@NA	@NA	@NA	@NA	@NA	0
CHILESAT	CSAOY	0	0	0	0	0	0
CHINA CO	CHCL	0	0	0	0	@NA	0
CHINA EA	CEA	0	0	0	112.703	0	0
CHINA EN	CESV	@NA	0	0	0	0	0
CHINA EN	3CSHEF	-3.935	-7.562	-2.962	0	0	0
CHINA FO	3CHIF	0	0	0	0	0	0
CHINA FU	CHN	@NA	@NA	@NA	@NA	@NA	0
CHINA HO	0729B	@NA	@NA	@NA	@NA	@NA	0
CHINA LIF	LFC	@NA	@NA	0	0	0	0
CHINA MC	CHL	0	0	0	0	0.028	0
CHINA MC	3CHMS	@NA	@NA	0	0	0	0
CHINA NA	CHNR	0	0	0	0	0	0
CHINA NE	CN	@NA	@NA	@NA	@NA	@NA	0
CHINA NE	3CTVH	@NA	@NA	@NA	0	0	0
CHINA PE	SNP	@NA	3.049	41.885	49.118	13.682	0
CHINA PH	3CPICF	@NA	0	0	0	0	0
CHINA PR	3CHPIE	0	0	0	0	0	0
CHINA SO	ZNH	0	0	0	0	0	0
CHINA TE	CNTF	@NA	@NA	@NA	@NA	@NA	0
CHINA TE	3CTGLF	0	0	0	0	0	0
CHINA TEI	CHA	@NA	61.897	230.059	0	2.726	0
CHINA UN	CHU	114.788	0	0	0	0	0
CHINA YU	CYD	0	65.305	19.338	13.468	138.844	0
CHINAWE	3CHWE	@NA	@NA	0	0	0	0
CHINDEX	CHDX	0	0	0	0	0	0
CHIPMOS	IMOS	117.251	55.358	0	0	0	0
CHIQUITA	CQB	-17.429	0	0	0	0	0
CHIRON C	CHIR	0	0	0	0	0	0
CHISTE C	3CSTC	@NA	0	0	0	0	0
CHITTENI	CHZ	-914.063	43.424	42.155	39.876	37.836	0
CHOCTAW	0216B	@NA	0	0	0	0	0
CHOICE H	CHH	0	0	0	0	9.6	0
CHOICEP	CPS	0	0	0	0	0	0
CHOLEST	CTEC	0	0	0	0	0	0
CHORDIA	CHRD	0	0	0	0	0	0
CHRISTOF	CBK	0	0	0	0	7.677	0
CHROMCF	CRC	0	0	0	0	0	0
CHRONIM	CHMD	0	0	0	0	0	0
CHS INC	9919B	50.872	20.49	14.634	31.776	21.381	1
CHUBB C	CB	34.858	32.27	210.583	107.537	32.01	1
CHUNGHV	CHT	@NA	@NA	149.77	76.59	81.562	0
CHURCH &	CHD	22.246	32.015	23.998	17.826	15.433	1
CHURCH I	1686B	89.216	119.863	98.111	89.917	100.99	1
CHURCHI	CHDN	32.899	33.96	29.666	31.37	27.446	1
CHYRON (	3CYRO	0	0	0	0	0	0
CIA ENER	CIG	-1,613.58	51.093	-14.325	-2,758.20	0	0
CIA PARA	ELP	39.688	@NA	@NA	@NA	@NA	0
CIBA SPC	CSB	55.705	31.818	34.737	33.005	0	0
CIBER INC	CBR	0	0	0	0	0	0

CIENA CO	CIEN	0	0	0	0	0	0
CIGNA CO	CI	32.904	19.858	19.009	-46.599	29.839	0
CIGNA INV	IIS	@NA	@NA	@NA	@NA	@NA	0
CILCORP I	AES1	19,234.19	81.686	52.919	0	142.105	0
CIM HIGH	CIM	@NA	@NA	@NA	@NA	@NA	0
CIMAREX	XEC	@NA	64.612	174.255	0	0	0
CIMATROI	CIMT	-100	0	0	0	0	0
CIMETRIX	3CMXX	0	0	0	0	0	0
CIMNET IN	3CIMK	0	0	0	0	0	0
CINCINNA	CBB	76.602	0	0	0	0	0
CINCINNA	CINF	43.87	103.325	69.948	60.504	42.781	1
CINCINNA	CIN1	107.468	87.352	87.864	70.728	76.141	1
CINEMARI	9136B	0	0	0	0	0	0
CINEMAST	LUXYQ	0	@NA	@NA	@NA	@NA	0
CINERGY	CIN	70.495	71.406	64.73	75.155	74.207	1
CINGULAF	0394B	@NA	@NA	37.766	0	0	0
CINRAM IN	CNRMF	24.589	-15.837	13.211	8.09	9.045	0
CINTAS C	CTAS	16.159	16.711	18.123	18.456	18.234	1
CINTECH S	3CMGFF	0	0	0	0	@NA	0
CIPHER H	3CIHR	@NA	0	0	0	0	0
CIPHERGE	CIPH	0	0	0	0	0	0
CIPRICO I	CPCI	0	0	0	0	0	0
CIRCLE GI	CXN	@NA	0	0	0	0	0
CIRCOR IN	CIR	0	14.223	13.907	14.476	12.757	0
CIRCUIT C	CCKM.CM	4.334	8.922	6.653	35.335	@NA	0
CIRCUIT C	CC	4.337	9.612	7.629	35.335	-1,862.77	0
CIRCUIT R	3CRLIE	0	0	0	0	0	0
CIRILIUM I	3CRLU	0	0	0	0	0	0
CIRRUS L	CRUS	0	0	0	0	0	0
CIRTRAN	3CIRT	@NA	0	0	0	@NA	0
CISCO SY	CSCO	0	0	0	0	0	0
CIT GROU	CIT	@NA	17.315	15.878	0	17.957	0
CITADEL E	CDL	@NA	@NA	0	0	0	0
CITADEL S	CDSS	@NA	@NA	@NA	0	0	0
CITGO PE	9805B	10.24	96.989	122.688	0	114.135	0
CITI TREN	CTRN	@NA	@NA	@NA	@NA	@NA	0
CITICORP	3614B	89.028	64.784	65.665	62.975	31.091	1
CITIGROU	C2	80.828	50.627	98.402	81.06	36.675	1
CITIGROU	C	18.527	18.914	21.695	26.884	32.066	1
CITIGROU	TLI	@NA	@NA	@NA	@NA	@NA	0
CITIZENS	CZNC	40.392	60.193	46.084	41.166	41.957	1
CITIZENS	3CZBS	@NA	@NA	28.992	23.538	20.731	0
CITIZENS	CBCF	67.427	53.064	47.926	202.328	75.019	1
CITIZENS	CZN	0	0	0	0	0	0
CITIZENS	CNFL	0	0	0	0	0	0
CITIZENS	3CZFS	@NA	@NA	47.538	34.281	43.103	0
CITIZENS	CTZN	0	0	12.979	20.949	21.76	0
CITIZENS	3CZFC	@NA	@NA	0	0	0	0
CITIZENS	CFSB	17.701	20.492	16.523	24.041	36.919	1
CITIZENS	CIZ	18.84	25.407	33.322	40.981	40.683	1
CITIZENS	CIA	0	0	0	0	0	0

CITIZENS	CSBC	43.406	39.451	31.045	19.388	63.02	1
CITRIX SY	CTXS	0	0	0	0	0	0
CITY BK L	CTBK	12.349	13.047	14.283	16.665	80.553	1
CITY HOLI	CHCO	216.82	-19.352	0	23.214	30.462	0
CITY INVE	CNVLZ	@NA	@NA	@NA	@NA	@NA	0
CITY NATI	CYN	27.909	24.948	24.261	21.101	25.328	1
CITY NETV	CSN	@NA	@NA	0	0	0	0
CITY TELE	CTEL	72.167	0	9.097	0	11.726	0
CITYVIEW	3CTVWF	0	0	0	0	0	0
CKE REST	CKR	-14.136	-1.074	0	0	0	0
CKF BANC	3CKFB	54.624	54.044	40.169	36.973	40	1
CKX INC	CKXE	0	0	0	0	0	0
CLAIMSNE	3CLAI	0	0	0	0	0	0
CLAIRES S	CLE	9.033	11.84	13.746	9.717	11.596	1
CLANCY S	3CLSI	0	0	0	0	0	0
CLARCOR	CLC	30.538	27.852	27.63	25.697	22.742	1
CLARIA C	CLRA	@NA	@NA	@NA	@NA	@NA	0
CLARIENT	CLRT	0	0	0	0	0	0
CLARION	3CLAR	0	0	0	0	0	0
CLARK IN	CLK	0	0	0	0	0	0
CLARUS C	CLRS	0	0	0	0	0	0
CLASSIC E	CLAS	34.579	33.206	15.409	11.503	11.31	1
CLAXSON	3XSONF	@NA	@NA	0	0	0	0
CLAYTON	CWEI	0	0	0	0	0	0
CLEAN DI	3CDTI	0	0	0	0	0	0
CLEAN HA	CLHB	0	0	0	0	0	0
CLEAN SY	CSTM	0	0	0	0	0	0
CLEAR CH	CCU	0	0	0	0	10.753	0
CLEARLY	3CCBEF	0	0	0	0	0	0
CLEARST	3CSYS	0	0	0	0	0	0
CLECO C	CNL	67.821	56.162	55.62	58.832	-115.482	0
CLECO P	CNL1	105.101	99.255	89.267	86.111	77.884	1
CLEVELAN	CX2	123.921	46.127	91.043	0	0	0
CLEVELAN	CLF	347.917	86.74	-12.733	0	0	0
CLICK CO	CKCM	0	0	0	0	-557.162	0
CLICKABL	3CKEI	0	0	0	0	0	0
CLICKNSE	3CLIK	0	0	0	0	0	0
CLICKSOF	CKSW	0	0	0	0	0	0
CLIFTON S	CSBK	@NA	@NA	0	0	0	0
CLINICAL	CLDA	0	3.474	22.481	60.345	10.51	0
CLOROX C	CLX	65.854	47.97	61.231	60.87	37.549	1
CLOSURE	CLSR	0	0	0	0	0	0
CLOUGH C	GLV	@NA	@NA	@NA	@NA	@NA	0
CLOUGH C	GLQ	@NA	@NA	@NA	@NA	@NA	0
CLOVER L	3CLOV	@NA	0	0	0	0	0
CMGI INC	CMGI	0	0	0	0	0	0
CMS ENE	CMS	58.845	407.317	-57.402	-35.817	0	0
CNA FINA	CNA	0	0	0	0	0	0
CNA SURE	SUR	24.891	25.583	62.556	67.289	0	0
CNB BANC	3CNBI	42.922	39.838	37.698	34.089	46.126	1
CNB FINA	CCNE	62.924	56.691	52.381	49.988	47.864	1

CNB HOLI	CNBY	@NA	@NA	0	0	@NA	0
CNE GROI	CNE	0	0	0	0	0	0
CNET NET	CNET	0	0	0	0	0	0
CNF INC	CNF	10.596	13.579	-4.418	18.557	23.692	0
CNH GLOI	CNH	55.405	-21.522	-8.434	-27.723	-21.019	0
CNOOC LT	CEO	0	62.413	10.948	24.533	46.844	0
CNS INC	CNXS	0	0	0	0	19.188	0
CNTV ENT	3CEGPE	0	0	0	0	0	0
COACH IN	COH	0	0	0	0	0	0
COACHMI	COA	11.098	143.9	-80.208	35.462	50.496	0
COACTIVI	CMKG	0	0	0	0	0	0
COAST DI	CRV	0	0	0	0	10.83	0
COAST FII	CFHI	@NA	@NA	0	0	0	0
COASTAL	3COCBE	@NA	@NA	0	0	0	0
COASTAL	CFCP	23.279	22.608	20.126	21.772	23.201	1
COASTCA	COCA	0	0	-94.629	0	@NA	0
COATES N	0448B	@NA	@NA	@NA	@NA	@NA	0
COAXIALL	0242B	@NA	0	0	0	@NA	0
COBIZ INC	COBZ	13.56	21.86	23.351	22.835	23.07	1
COBRA EL	COBR	0	0	0	0	0	0
COCA COI	CCH	@NA	0	2,606.53	28.026	19.405	0
COCA-COI	COKE	263.777	138.751	92.429	38.825	29.453	1
COCA-COI	KO	64.994	77.4	45.011	49.975	49.827	1
COCA-COI	CCE	119.643	28.755	-313.636	14.664	10.682	0
COCA-COI	KOF	17.939	18.261	13.278	22.813	0	0
CODORUS	CVLY	37.95	40.783	42.221	40.697	38.666	1
COEUR D'	CDE	0	0	0	0	0	0
COFFEE H	JVA	@NA	@NA	@NA	@NA	0	0
COFFEYVI	0731B	@NA	@NA	@NA	@NA	@NA	0
COGENT (	COI	@NA	0	0	0	0	0
COGENT I	COGT	@NA	@NA	@NA	85.871	36.283	0
COGNEX (	CGNX	0	0	0	0	32.832	0
COGNITR(	CGN	0	0	0	0	0	0
COGNIZAN	CTSH	0	0	0	0	0	0
COGNOS I	COGN	0	0	0	0	0	0
COHEN &	RLF	@NA	@NA	@NA	@NA	@NA	0
COHEN &	DVM	@NA	@NA	@NA	@NA	@NA	0
COHEN &	CNS	@NA	@NA	@NA	86.996	76.799	0
COHEN &	RPF	@NA	@NA	@NA	@NA	@NA	0
COHEN &	RQI	@NA	@NA	@NA	@NA	@NA	0
COHEN &	RNP	@NA	@NA	@NA	@NA	@NA	0
COHEN &	RTU	@NA	@NA	@NA	@NA	@NA	0
COHEN &	UTF	@NA	@NA	@NA	@NA	@NA	0
COHEN &	RFI	@NA	@NA	@NA	@NA	@NA	0
COHEN&S	RWF	@NA	@NA	@NA	@NA	@NA	0
COHEREN	COHR	0	0	0	0	0	0
COHESAN	COHT	0	0	0	0	46.039	0
COHO ENI	CHOHQ	0	0	0	@NA	@NA	0
COHU INC	COHU	13.739	10.929	-63.26	-473.349	-9,021.28	0
COINMACI	0415B	@NA	0	0	0	0	0
COINMACI	DRY	@NA	@NA	@NA	0	0	0

COINSTAF	CSTR	0	0	0	0	0	0
COLD MET	CMPI	14.062	-16.557	0	@NA	@NA	0
COLDWAT	CWTR	0	0	0	0	0	0
COLE CON	3COLV	0	0	0	0	0	0
COLE KEN	KCP	0	0	0	0	9.994	0
COLES MY	CM	72.727	104.39	294.763	100.55	90.677	1
COLGATE	CL	37.651	34.675	33.336	30.914	34.473	1
COLLAGEI	CGPI	0	0	0	0	0	0
COLLECT(	CLCT	-1,535.29	0	0	0	0	0
COLLEGE	3CGPA	@NA	0	0	0	0	0
COLLEGIA	CFSI	@NA	@NA	@NA	56.112	0	0
COLLEGIA	BOO	0	0	0	0	0	0
COLLEGIS	3CLGS	@NA	@NA	@NA	@NA	@NA	0
COLLINS &	CKC	-3,677.51	0	0	0	0	0
COLLINS I	COLLE	13.549	32.131	42.905	48.97	54.794	1
COLONIAL	CNB	35.382	41.484	44.747	43.987	46.572	1
COLONIAL	CCA	@NA	@NA	@NA	@NA	@NA	0
COLONIAL	3CCOM	0	0	0	0	0	0
COLONIAL	CXE	@NA	@NA	@NA	@NA	@NA	0
COLONIAL	CFX	@NA	@NA	@NA	@NA	@NA	0
COLONIAL	CIF	@NA	@NA	@NA	@NA	@NA	0
COLONIAL	CMK	@NA	@NA	@NA	@NA	@NA	0
COLONIAL	CXH	@NA	@NA	@NA	@NA	@NA	0
COLONIAL	CMU	@NA	@NA	@NA	@NA	@NA	0
COLONIAL	CNM	@NA	@NA	@NA	@NA	@NA	0
COLONIAL	CLP.P	@NA	@NA	@NA	@NA	@NA	0
COLONIAL	CLP	126.003	131.043	124.101	108.808	268.571	1
COLONY E	CBAN	14.856	18.702	21.681	21.871	22.814	1
COLOR IM	3CIMG	0	0	0	0	0	0
COLOR KI	CLRK	@NA	@NA	@NA	0	0	0
COLORAD	CGP1	0	0	0	0	0	0
COLT TEL	COLT	0	0	0	0	0	0
COLUMBIA	CBMD	28.571	50.795	35.761	29.721	31.51	1
COLUMBIA	CBBO	39.876	41.358	34.852	27.502	28.666	1
COLUMBIA	COLB	0	0	0	0	10.286	0
COLUMBIA	NI2	20.225	18.364	0.127	42.718	62.727	1
COLUMBIA	COE	@NA	@NA	@NA	@NA	@NA	0
COLUMBIA	CBRX	0	0	0	0	0	0
COLUMBIA	COLM	0	0	0	0	0	0
COLUMBU	CMCO	23.144	26.25	-32.835	0	0	0
COLUMBU	AEP8	59.401	203.177	43.475	36.31	94.836	1
COM21 IN(	CMTOQ	0	0	0	0	@NA	0
COMARCO	CMRO	0	0	0	0	0	0
COMBINA	CRXX	@NA	@NA	@NA	@NA	@NA	0
COMCAST	CMCSA	0	0	0	0	0	0
COMDIAL	3CMDZ	0	0	0	0	0	0
COMDISC(	3CDCO	31.25	6.275	-3.318	0	0	0
COMERIC/	CMA	34.301	34.18	44.873	55.74	52.95	1
COMFORC	CFS	0	0	0	0	0	0
COMFORT	FIX	0	0	0	0	0	0
COMM BA	CCBP	26	33.214	31.234	30.827	35.894	1

COMMANI	3CMMD	0	0	0	0	0	0
COMMER(	CBH	35.59	@NA	@NA	27.56	23.947	0
COMMER(	CBSH	21.691	21.063	22.121	21.146	24.823	1
COMMER(	CBHJP	@NA	@NA	@NA	@NA	@NA	0
COMMER(	EGR	@NA	@NA	@NA	@NA	0	0
COMMER(	CGCO	0	0	0	0	0	0
COMMER(	CGI	37.681	29.68	42.915	113.258	25.252	1
COMMER(	CMRCQ	0	0	0	0	0	0
COMMER(	3CMOH	@NA	@NA	59.613	45	69.442	0
COMMER(	CLBK	41.661	42.74	42.155	36.189	37.437	1
COMMER(	CCBI	@NA	@NA	0	0	0	0
COMMER(	CMEC	0	0	0	@NA	@NA	0
COMMER(	3ZCCCF	4.615	0	0	@NA	@NA	0
COMMER(	CFB	16.352	@NA	15.541	14.809	20.101	0
COMMER(	CMC	16.002	15.791	27.855	18.559	47.815	1
COMMER(	CNAF	66.979	51.468	53.17	64.072	87.424	1
COMMER(	CVGI	@NA	@NA	@NA	0	0	0
COMML NI	NNN	106.185	97.778	133.401	121.707	117.277	1
COMMOD(	3CXII	0	0	0	0	0	0
COMMOD(	COES	0	0	0	0	0	0
COMMOD(	CXOT	0	0	0	0	0	0
COMMON\	CWBS	14.978	77.483	41.075	10.693	11.172	1
COMMON\	CBTE	0	0	0	0	0	0
COMMON\	UCM1	54.63	32.469	79.572	59.494	57.123	1
COMMON\	CTCO	0	0	0	0	0	0
COMMSC(	CTV	0	0	0	0	0	0
COMMTO(	CTCHC	0	0	0	0	0	0
COMMUN	3CICI	0	0	0	0	0	0
COMMUNI	3CMNN	@CF	0	0	0	0	0
COMMUNI	0399B	@NA	@NA	0	0	0	0
COMMUNI	JCS	38.34	52.698	234.972	13.95	48.141	1
COMMUNI	CMBC	0	0.1	0.091	0.067	0	0
COMMUNI	CBON	@NA	@NA	@NA	2.899	0.173	0
COMMUNI	CBU	39.045	35.978	60.712	37.661	40.206	1
COMMUNI	CMTY	36.796	35.795	43.248	36.073	37.348	1
COMMUNI	SCB	27.864	20.496	23.132	22.551	27.578	1
COMMUNI	CBNV	9.707	18.688	41.096	24.658	33.104	1
COMMUNI	CBIN	43.019	48.229	49.611	66.134	59.774	1
COMMUNI	ALBY	0	0	0	0	13.538	0
COMMUNI	CYL	0	0.242	4.667	12.777	23.151	0
COMMUNI	CCBD	0	0	0	22.155	25.701	0
COMMUNI	CFFC	61.858	44.75	28.078	25.946	23.205	1
COMMUNI	CYH	0	0	0	0	0	0
COMMUNI	CIBI	31.887	46.407	28.611	28.109	31.39	1
COMMUNI	CSHB	0	0	0	0	0	0
COMMUNI	CTBI	40.142	40.723	41.743	35.399	38.265	1
COMMUNI	CWBC	-52.916	9.121	0	0	0	0
COMP BEI	ABV	@NA	38.287	@NA	@NA	@NA	0
COMP SID	SID	0	0	0	0	0	0
COMPAGN	GGY	0	0	0	0	0	0
COMPANI	SBS	@NA	@NA	@NA	@NA	@NA	0

COMPANH	RIO	0	0	0	0	0	0
COMPANI/	CU	23.681	40.853	6.131	79.393	336.981	1
COMPANI/	CTC	-28.533	-6.58	0	0	165.286	0
COMPASS	CBSS	42.29	44.071	43.233	40.679	41.083	1
COMPASS	CKNO	0	0	0	0	@NA	0
COMPASS	CMP	@NA	@NA	0	0	292.398	0
COMPETIT	CTT	0	0	0	0	0	0
COMPEX T	CMPX	0	0	0	0	0	0
COMPLET	CLTLF	0	0	0	0	@NA	0
COMPNIA	BVN	20.54	11.055	21.133	18.112	30.427	1
COMPOSI	3CPTCQ	@NA	@NA	@NA	@NA	0	0
COMPREH	3CHCR	0	0	0	0	0	0
COMPREH	3CMHS	0	@NC	0	0	0	0
COMPUCF	CCRT	0	1.006	0	0	0	0
COMPUDY	CDCYE	0	0	0	0	0	0
COMPUGE	CGEN	0	0	0	0	0	0
COMPUME	3CMPD	0	0	0	0	0	0
COMPUPF	3CPPT	@NA	@NA	0	0	@NC	0
COMPUTE	CA	6.178	-7.953	-4.174	-17.228	-130.556	0
COMPUTE	CHRZ	0	0	0	0	0	0
COMPUTE	CMNT	0	0	0	0	0	0
COMPUTE	CPSI	@NA	122.649	76.037	160.873	33.994	0
COMPUTE	CSC	0	0	0	0	0	0
COMPUTE	CTG	4.952	-14.308	0	0	0	0
COMPUTE	3COIB	0	0	0	0	0	0
COMPUW/	CPWR	0	0	0	0	0	0
COMPX IN	CIX	8.02	36.616	106.022	1,184.17	148.39	1
COMSTOC	CHCI	@NA	@NA	@NA	114.397	42.448	0
COMSTOC	CRK	0	0	0	0	0	0
COMSYS I	CITP	@NA	@NA	@NA	0	0	0
COMTECH	COGO	0	0	0	0	0	0
COMTECH	CMTL	0	0	0	0	0	0
COMTEX N	3CMTX	0	0	0	0	0	0
COMVERS	CMVT	0	0	0	0	0	0
CONAGRA	CAG	98.221	65.817	62.893	61.445	68.103	1
CONCENT	0136B	0	0	0	0	0	0
CONCENT	CRXN	@NA	@NA	0	0	0	0
CONCEPT	CPTS	0	0	0	0	0	0
CONCERC	CERO	0	0	0	@NA	@NA	0
CONCORD	LENS	0	0	0	0	0	0
CONCORD	CCRD	14.978	0	0	0	0	0
CONCORD	CCDC	0	0	0	0	0	0
CONCUR T	CNQR	0	0	0	0	0	0
CONCURF	CCUR	0	0	0	0	0	0
CONE MIL	CJML	0	0	0	0	@NA	0
CONECTIS	3CNES	0	0	0	0	0	0
CONECTIV	POM2	101.491	53.615	21.636	85.903	@NA	0
CONEXAN	CNXT	0	0	0	0	0	0
CONGOLE	CGM	0	0	0	0	0	0
CONIAGAS	3COIGE	0	@IF	0	0	0	0
CONMED (	CNMD	0	0	0	0	0	0

CONN'S IN	CONN	@NA	@NA	@NA	0	0	0
CONNECT	NU1	0	51.171	57.626	75.131	94.887	0
CONNECT	CTWS	74.276	73.464	72.67	71.803	71.184	1
CONNETIC	CNCT	0	0	0	0	0	0
CONOCOF	COP	56.486	18.582	24.528	95.798	24.102	1
CONOLOG	CNLG	0	0	0	0	0	0
CONOR M	CONR	@NA	@NA	@NA	0	0	0
CONRAD I	CNRD	0	0	0	@CF	0	0
CONSECC	CNO	32.216	-2.916	0	0	0	0
CONSOL (	0645B	@NA	@NA	@NA	@NA	@NA	0
CONSOL E	CNX	@NA	83.209	47.945	566.35	-355.364	0
CONSOLIE	0243B	@NA	0	0	0	0	0
CONSOLIE	ED1	@NA	81.086	70.784	62.746	63.79	0
CONSOLIE	ED	68.248	79.254	68.411	70.763	93.714	1
CONSOLIE	3CEIW	@NA	@NA	@NA	0	0	0
CONSOLIE	CFWEQ	0	0	0	@NA	@NA	0
CONSOLIE	CGX	0	0	0	0	0	0
CONSOLIE	3CMMI	0	0	0	0	0	0
CONSOLIE	CSLMF	0	0	0	0	0	0
CONSOLIE	D2	135.902	308.451	82.963	60.188	69.337	1
CONSOLIE	CTO	35.068	13.397	-175.786	12.093	9.368	0
CONSOLIE	CWCO	@NA	@NA	@NA	@NA	50.228	0
CONSTAR	CNST	@NA	-11.828	-6.819	2,397.06	0	0
CONSTELI	STZ	0	0	0	0	0	0
CONSTELI	CEG	76.991	72.922	93.568	29.985	36.325	1
CONSULIE	CSLR	0	0	0	0	0	0
CONSUME	CPSS	0	0	0	0	0	0
CONSUME	CMS1	83.706	92.164	121.795	72.871	112.371	1
CONSYGE	CSGI	0	0	@NA	@NA	@NA	0
CONTANG	MCF	0	0	0	0	0	0
CONTINEN	CTTAY	@NA	28.725	-25.467	0	18.662	0
CONTINEN	CAL	0	0	0	0	0	0
CONTINEN	0168B	0	0	0	0	0	0
CONTINEN	CUO	0	0	0	0	0	0
CONTINEN	0576B	@NA	@NA	@NA	0	0	0
CONTINUC	CNU	0	0	0	0	0	0
CONTROL	MCM	8.243	9.542	15.312	15.275	11.485	1
CONVERA	CNVR	0	0	0	0	0	0
CONVERG	3CONV	0	@NA	@NA	@NA	@NA	0
CONVERG	CVG	0	0	0	0	0	0
CONVERIU	CHR	@NA	@NA	0	0	16.153	0
COOLSAV	3CSAV	0	0	0	0	0	0
COOPER (	CAM	0	0	0	0	0	0
COOPER (	COO	0	3.857	@NA	3.124	2.715	0
COOPER (	COO.P	@NA	@NA	@NA	@NA	@NA	0
COOPER I	CBE	37.481	36.542	50.249	60.693	47.284	1
COOPER T	CTB	23.51	31.989	167.758	27.547	41.92	1
COOPERA	COOP	0	28.106	19.488	11.468	10.548	0
COPANO E	CPNO	@NA	@NA	@NA	-3.165	0	0
COPART II	CPRT	0	0	0	0	0	0
COPPER M	CMTN	0	0	0	0	0	0

COPYTELI	3COPY	0	0	0	0	0	0
CORAL G(	3CGREF	0	0	0	0	0	0
CORAM HI	3CRHEQ	0	0	0	0	0	0
CORAUTU	VEGF	0	0	0	0	0	0
CORCEPT	CORT	@NA	@NA	@NA	0	0	0
CORDIA C	3CORG	@NA	0	0	0	0	0
CORE LAE	CLB	0	0	0	0	0	0
CORE MO	CMT	0	0	0	0	0	0
CORE-MA	9829B	0	0	0	@NA	@NA	0
CORGENI	3CONX	@NA	0	0	0	0	0
CORGENT	CGTK	@NA	@NA	@NA	0	0	0
CORILLIA	CORI	0	0	0	0	0	0
CORIMON	CMNFY	0	0	0	@NA	@NA	0
CORINTHI	COCO	0	0	0	0	0	0
CORIO IN(	CRIO	0	0	0	0	0	0
CORIXA C	CRXA	0	0	0	0	0	0
CORN PR(	CPO	16.883	29.167	24.561	22.082	19.737	1
CORNELL	CRN	0	0	0	0	0	0
CORNERS	CBN	34.589	23.388	31.333	29.121	34.582	1
CORNERS	CNRSQ	0	@NA	@NA	@NA	@NA	0
CORNERS	TCR	237.383	144.585	-266.89	-64,436.15	-478.37	0
CORNERS	CLM	@NA	@NA	@NA	@NA	@NA	0
CORNERS	CRF	@NA	@NA	@NA	@NA	@NA	0
CORNING	GLW	34.7	51.749	-2.037	0	0	0
CORNING	3CNIG	170.776	126.695	98.517	28.517	0	0
CORONAL	3CDIK	0	0	0	0	0	0
CORP OFI	OFC	95.774	129.29	123.341	162.926	479.548	1
CORPBAN	BCA	@NA	@NA	@NA	@NA	@NA	0
CORPORA	CDURQ	0	0	0	0	0	0
CORPORA	EXBD	49.215	0	0	0	0	0
CORPORA	CYE	@NA	@NA	@NA	@NA	@NA	0
CORPORA	COY	@NA	@NA	@NA	@NA	@NA	0
CORPORA	HYT	@NA	@NA	@NA	@NA	@NA	0
CORPORA	HYV	@NA	@NA	@NA	@NA	@NA	0
CORRECT	CPV	116.808	123.259	117.296	113.458	116.719	1
CORRECT	CSCQ	0	0	0	0	0	0
CORRECT	CXW	0	0	0	0	0	0
CORRPRC	CO	0	0	0	0	0	0
CORTECH	CRTQ	0	0	0	0	0	0
CORTEX F	COR	0	0	0	0	0	0
CORTLAN	3CLDB	55.08	72.622	70.97	59.735	63.549	1
CORTS TF	HYJ	@NA	@NA	@NA	@NA	@NA	0
CORTS TF	HYH	@NA	@NA	@NA	@NA	@NA	0
CORUS B/	CORS	20.341	11.341	16.059	18.21	39.887	1
CORUS EI	CJR	0	0	0	0	0	0
CORUS GI	CGA	@NA	-2.533	0	0	0	0
CORUS PI	CSPH	@NA	@NA	@NA	@NA	@NA	0
CORVEL (	CRVL	0	0	0	0	0	0
CORVU C(	3CRVU	@NA	@NA	@NA	0	0	0
COSI INC	COSI	@NA	0	0	0	0	0
COSINE C	COSN	0	0	0	0	0	0

COSMO C	CSMO	0	0	0	0	0	0
COST PLU	CPWM	0	0	0	0	0	0
COST-U-L	CULS	0	0	0	0	0	0
COSTAR (	CSGP	0	0	0	0	0	0
COSTCO \	COST	0	0	0	0	0	0
COTELLIG	3CGZT	0	0	0	0	0	0
COTHERI	CTRX	@NA	@NA	@NA	0	0	0
COTT COF	COT	0	0	0	0	0	0
COUNSEL	CXSNF	0	13.376	0	0	0	0
COUNTRY	CFC	11.022	12.269	6.845	6.665	3.387	1
COURIER	CRRC	16.165	14.779	13.8	12.723	12.215	1
COUSINS	CUZ	51.773	96.336	96.865	146.772	124.931	1
COVAD C	3COVD	0	0	0	0	0	0
COVALEN	CVGR	0	0	0	0	0	0
COVANCE	CVD	0	0	0	0	0	0
COVANSY	CVNS	0	0	0	0	0	0
COVANTA	CVGYQ	-84.289	0	0	0	0	0
COVENAN	CVTI	0	0	0	0	0	0
COVENTR	CVH	0	0	0	0	0	0
COVENTR	CVH.P	@NA	@NA	@NA	@NA	@NA	0
COVER-A	3COVR	0	0	0	0	0	0
COVISTA (	CVST	0	0	0	0	0	0
COWLITZ	CWLZ	42.835	32.336	-13.793	0	0	0
COX RADI	CXR	0	0	0	0	0	0
COX TECH	COXT	0	0	0	0	@NA	0
CP SHIPS	TEU	0	0	4.11	26.923	17.073	0
CPAC INC	CPAK	28.717	33.98	49.659	64.205	-41.343	0
CPC OF A	3CPCF	0	0	0	0	0	0
CPFL ENE	CPL	@NA	@NA	@NA	0	0	0
CPI AERO	CVU	0	0	0	0	0	0
CPI CORP	CPY	170.097	29.647	66.718	58.928	397.865	1
CRAFTMA	CRFT	9.773	15.701	31.043	27.045	22.524	1
CRAGAR I	3CRGR	0	0	0	0	@NA	0
CRANE C	CR	26.466	19.658	26.989	143.715	22.787	1
CRAWFOF	CRD.B	66.847	106.277	92.192	79.259	152.467	1
CRAY INC	CRAYE	0	0	0	0	0	0
CRAYFISH	CRFH	0	0	0	0	0	0
CREATIVE	CAP	0	0	0	0	0	0
CREATIVE	CREAF	39.141	12.767	-30.232	-91.367	84.801	0
CREATOR	3CTORF	0	0	0	0	0	0
CREDENC	CMOS	0	0	0	0	0	0
CREDICO	BAP	37.212	45.773	14.701	37.72	29.677	1
CREDIT A	CACCE	0	0	0	0	0	0
CREDIT S	CIK	@NA	@NA	@NA	@NA	@NA	0
CREDIT S	0109B	5.42	-1.471	0	0	0	0
CREDIT S	CSR	@NA	34.33	0.882	-5.107	5.521	0
CREDIT S	DHY	@NA	@NA	@NA	@NA	@NA	0
CREDITRI	3CRMZ	0	0	0	0	0	0
CREDO P	CRED	0	0	0	0	0	0
CREE INC	CREE	0	0	0	0	0	0
CREO INC	CREO	0	0	0	0	0	0

CRESCEN	CSNT	27.454	50.958	8.621	5.78	44.942	1
CRESCEN	CRFN	@NA	@NA	1.303	0.407	0.363	0
CRESCEN	CEI	-3,626.05	106.273	-2,950.69	233.518	1,210.59	0
CRESTED	3CBAG	0	0	0	0	0	0
CRESUD S	CRESY	0	0	0	-18.004	0	0
CRH PLC	CRHCY	17.291	18.744	20.636	21.386	23.135	1
CRIIMI MA	CMM	0	0	0	0	0	0
CRISTALE	CGW	36.26	44.115	29.137	42.436	125.825	1
CRITICAL	CPTH	0	0	0	0	0	0
CRITICAL	CRTX	@NA	@NA	@NA	0	0	0
CRITICARI	CMD	0	0	0	0	0	0
CROGHAN	3CHBH	44.359	43.906	45.061	37.103	38.154	1
CROMPTC	CK	-5.868	25.498	-18.187	146.685	-19.01	0
CRONOS (	CRNS	0	0	0	9.614	13.914	0
CROSS (A	ATX	0	0	0	0	0	0
CROSS C(	CCRN	@NA	0	0	0	0	0
CROSS TI	CRT	100	100	100	100	100	1
CROSSMA	CROS	0	0	0	@NA	@NA	0
CROSSRC	CRDS	0	0	0	0	0	0
CROSSTE	XTXI	@NA	@NA	0	0	0	0
CROSSTE	XTEX	@NA	@NA	-11.281	124.875	100.355	0
CROSSWA	CWCIQ	0	0	0	@NA	@NA	0
CROWLEY	CWLM	@NA	@NA	@NA	0	0	0
CROWN A	CRAN	0	0	0	0	0	0
CROWN C	CCI	0	0	0	0	0	0
CROWN C	3CRWS	-2.655	0	0	0	0	0
CROWN E	CROE	0	0	0	0	0	0
CROWN F	CFGI	0	0	0	0	0	0
CROWN H	CCK	73.494	-71.023	0	0	0	0
CROWN JI	3CJRSE	0	0	0	@NA	@NA	0
CROWN M	CRWNE	0	0	0	0	0	0
CROWN N	ASET	0	0	0	0	0	0
CROWN P	3CRPP	201.116	525.818	0	0	0	0
CROWN R	3CRCE	0	0	0	0	0	0
CROWN V	3CVANQ	0	@NA	@NA	@NA	@NA	0
CRT PROP	CRO	98.562	137.878	98.745	181.392	217.127	1
CRUCELL	CRXL	0	0	0	0	0	0
CRUZAN I	RUM	0	0	0	0	0	0
CRYO-CEI	3CCEL	0	0	0	0	0	0
CRYOCOF	CRYO	@NA	@NA	@NA	@NA	@NA	0
CRYOLIFE	CRY	0	0	0	0	0	0
CRYPTOL	CRYP	0	0	0	0	3.908	0
CRYSTAL	CRSX	@NA	@NA	@NA	@NA	@NA	0
CRYSTALI	KRY	0	0	0	0	0	0
CSC HOLD	0351B	@NA	0	0	0	0	0
CSG SYST	CSGS	0	0	0	0	0	0
CSI TECHI	0412B	@NA	@NA	0	0	@NA	0
CSK AUTC	CAO	0	0	0	0	0	0
CSK CORP	CSKKY	-13.793	-3.916	6.303	4.157	@NA	0
CSP INC	CSPI	0	0	0	0	0	0
CSS INDU	CSS	0	0	0	2.983	12.114	0

CSX CORI	CSX	513.725	140.86	58.362	18.415	45.503	1
CSX TRAN	CSX3	102.817	226.804	104.433	67.568	165.468	1
CT COMM	CTCI	21.122	12.021	3,402.08	36.184	24.175	1
CT HOLDII	3CITN	0	0	0	0	0	0
CTC COMI	CPTLQ	0	0	0	@NA	@NA	0
CTD HOLI	3CTDH	0	0	0	0	0	0
CTI GROU	3CTIG	0	@NA	0	0	0	0
CTI INDUS	CTIBE	0	0	0	0	0	0
CTI MOLE	CTMI	@NA	0	0	0	0	0
CTRIP.CO	CTRP	@NA	@NA	0	@NA	0	0
CTS CORI	CTS	6.488	3.991	-7.685	-22.706	33.638	0
CTS CORI	CTS.P	@NA	@NA	@NA	@NA	@NA	0
CUBIC CO	CUB	24.165	502.077	16.236	12.107	10.244	1
CUBIC EN	3QBIK	@NA	0	-224.885	0	0	0
CUBIST PI	CBST	0	0	0	0	0	0
CUISINE S	FZN	0	0	0	0	0	0
CULLEN/F	CFR	36.883	36.349	55.575	36.6	37.153	1
CULP INC	CFI	17.175	-14.162	0	0	0	0
CUMBERL	CLG	@NA	@NA	0	0	0	0
CUMBERL	CUMB	0	0	0	0	@NA	0
CUMMINS	CMI	29.375	625	-49.02	63.291	92.593	0
CUMULUS	CMLS	0	0	0	0	0	0
CUNO INC	CUNO	0	0	0	0	0	0
CURAGEN	CRGN	0	0	0	0	0	0
CURATIVE	CURE	0	0	0	0	0	0
CURIS INC	CRIS	0	0	0	0	0	0
CURON M	CURN	0	0	0	0	0	0
CURRENT	3CRTCF	0	0	0	0	0	0
CURTISS-\	CW	13.464	12.694	8.656	13.606	12.474	1
CUSAC G	3CUSIF	0	0	0	0	0	0
CUTERA II	CUTR	@NA	@NA	@NA	0	0	0
CUTTER &	CBUK	0	0	0	0	6.911	0
CV THERA	CVTX	0	0	0	0	0	0
CVB FINAI	CVBF	37.908	35.724	38.906	41.813	40.956	1
CVD EQUI	CVV	0	0	0	0	0	0
CVF TECH	3CNVT	0	0	0	0	0	0
CVS CORI	CVS	14.507	12.333	22.71	12.838	10.88	1
CYANOTE	CYAN	0	0	0	0	0	0
CYBER DE	3CYDF	0	0	0	0	0	0
CYBER DI	3CYBD	0	0	0	0	0	0
CYBER MI	3CMEE	@NA	0	0	0	0	0
CYBERCA	3CYBR	0	0	0	@NA	@NA	0
CYBERGU	CGFW	0	0	0	0	0	0
CYBERNE	ZNET	0	0	0	0	@NA	0
CYBERON	CYBX	0	0	0	0	0	0
CYBEROP	CYBE	0	0	0	0	0	0
CYBERSO	CYBS	0	0	0	0	0	0
CYBERTE	3CYBTE	0	0	0	0	0	0
CYBEX IN	CYB	0	0	0	0	0	0
CYCLE CT	ATC	@NA	@NA	0	0	0	0
CYGNE DE	3CYDS	0	0	0	0	0	0

CYGNUS I	3CYGN	0	0	0	0	0	0
CYMER IN	CYMI	0	0	0	0	0	0
CYPRESS	CYPB	0	0	0	0	0	0
CYPRESS	CY	0	0	0	0	0	0
CYTATION	3CYON	-1.624	0	0	0	0	0
CYTEC INI	CYT	0	0	0	0	0	0
CYTOGEN	CYTO	0	0	0	0	0	0
CYTOKINE	CYTK	@NA	@NA	@NA	0	0	0
CYTOMED	3CYME	0	0	0	0	0	0
CYTRX CC	CYTR	0	0	0	0	0	0
CYTYC CC	CYTC	0	0	0	0	0	0
D & E CON	DECC	32.448	-30.971	90.97	-94.131	199.484	0
D A CONS	DACGQ	0	0	0	0	@NA	0
D G JEWE	DGJLQ	0	0	0	@NA	@NA	0
D R HORT	DHI	4.437	59.398	65.644	6.451	6.406	1
D&K HEAL	DKHR	0	0	2.362	3.576	6.179	0
DAC TECH	3DAAT	0	0	0	0	0	0
DADE BEH	DADE	@NA	0	0	0	0	0
DAG MEDI	DAGM	0	0	0	0	0	0
DAILY JOU	DJCO	0	0	0	0	0	0
DAIMLERC	DCX	45.828	95.678	-356.194	20.566	-363.397	0
DAIR VENT	DAIR	@NA	@NA	@NA	@NA	@NA	0
DAIRY MA	3DMCSQ	0	0	0	@NA	@NA	0
DAISYTEK	DZTKQ	0	0	0	@NA	@NA	0
DAKTRON	DAKT	0	0	0	0	0	0
DALE JAR	3DJRT	@NA	0	0	0	0	0
DALECO F	3DLOV	0	0	0	0	0	0
DALRADA	3DRDF	0	0	0	0	0	0
DANA COF	DCN	40.156	55.988	-46.98	10.345	8	0
DANA COF	DCN.F	40.156	55.988	-46.98	10.345	8	0
DANAHER	DHR	3.789	3.089	3.923	3.116	2.855	1
DANIELSC	DHC	0	0	0	0	0	0
DANKA BU	DANKY	0	0	0	0	-14.111	0
DANSKE E	DNSKY	@NA	@NA	39.906	42.186	50.194	0
DAOU SYS	3DAOU	0	0	0	0	0	0
DARDEN F	DRI	5.735	4.801	3.88	5.813	5.715	1
DARK DYN	3DDYIE	0	0	0	@NC	@NC	0
DARLING I	DAR	0	0	0	0	0	0
DASSAULT	DASTY	24.735	28.915	39.593	29.744	27.489	1
DATA I/O (	DAIO	0	0	0	0	0	0
DATA SYS	3DSSI	0	0	0	0	0	0
DATALEX	3DLEX	0	0	0	0	@NA	0
DATALINK	DTLK	59.55	3.168	0	0	0	0
DATALOG	3DLGI	@NA	@NA	-132.938	0	0	0
DATAMIRF	DMCX	0	0	0	0	0	0
DATARAM	DRAM	0	0	0	0	0	0
DATASCO	DSCP	0	5.469	8.191	21.265	12.692	0
DATASTRI	DSTME	0	0	0	0	0	0
DATATEC	DATC	0	0	0	0	@NA	0
DATATRAI	DATA	0	0	0	0	0	0
DATAWAT	DWCH	0	0	0	0	0	0

DATAWAV	3DWVS	0	0	0	0	0	0
DATEC GF	DTGLF	0	0	0	0	0	0
DATREK M	3DKMI	@NA	0	0	0	0	0
DAVE & BU	DAB	0	0	0	0	0	0
DAVEL CC	3DAVLE	0	0	0	0	0	0
DAVEY TR	DVTX	55.128	-71.672	25.271	28.445	23.907	0
DAVITA IN	DVA	0	0	0	0	0	0
DAW TECH	DAWKQ	0	0	0	@NA	@NA	0
DAWSON	DWSN	0	0	0	0	0	0
DAXOR CO	DXR	0	0	0	0	0	0
DAY INTEI	0588B	@NA	@NA	@NA	0	0	0
DAYSTAR	DSTI	@NA	@NA	@NA	0	0	0
DAYTON F	DPL1	67.693	178.721	35.304	84.295	134.853	1
DAYTON S	0380B	0	0	0	0	0	0
DBS GROU	DBSDY	@NA	@NA	12.015	15.045	14.654	0
DCAP GRO	DCAP	0	0	0	0	0	0
DCB FINAI	3DCBF	@NA	25.297	27.857	35.473	30.96	0
DDI CORP	DDIC	0	0	0	0	0	0
DE RIGO S	DER	0	0	24.411	54.538	0	0
DEAN FOO	DF	0	0	0	0	0	0
DEARBOR	DEAR	0	0	0	0	0	0
DEB SHOF	DEBS	10.862	10.813	18.742	22.868	56.526	1
DEBT STR	DSU	@NA	@NA	@NA	@NA	@NA	0
DECISION	3DLNKQ	0	0	@NA	@NA	@NA	0
DECKERS	DECK	0	0	0	0	0	0
DECODE (	DCGN	0	0	0	0	0	0
DECOMA I	DECA	17.786	16.044	17.436	16.147	29.24	1
DECORAT	DII	36.834	69.817	39.211	24.205	21.447	1
DECORIZE	DCZ	@NA	0	@NA	0	0	0
DECTRON	DECT	0	0	0	0	0	0
DEEP WEI	DWOG	0	0	0	0	@NA	0
DEERE & (	DE	85.368	42.307	-322.031	65.57	32.841	0
DEERE & (	DE.F	85.368	42.307	-322.031	65.57	32.841	0
DEERE (JO	DE1	48.924	14.205	0	151.778	73.084	0
DEERFIEL	DFR	@NA	@NA	@NA	@NA	@NA	0
DEFAULT	3DPRS	0	0	0	0	0	0
DEFENSE	3DFNS	@NA	0	0	0	0	0
DEFINED S	DSF	@NA	@NA	@NA	@NA	@NA	0
DEL GLOB	DGTC	@NA	@NA	0	0	0	0
DEL MONT	DLM	0	0	0	0	0	0
DELAWAR	VAZ	@NA	@NA	@NA	@NA	@NA	0
DELAWAR	VCF	@NA	@NA	@NA	@NA	@NA	0
DELAWAR	VFL	@NA	@NA	@NA	@NA	@NA	0
DELAWAR	VYM	@NA	@NA	@NA	@NA	@NA	0
DELAWAR	VMN	@NA	@NA	@NA	@NA	@NA	0
DELAWAR	VMM	@NA	@NA	@NA	@NA	@NA	0
DELAWAR	DDF	@NA	@NA	@NA	@NA	@NA	0
DELAWAR	DGF	@NA	@NA	@NA	@NA	@NA	0
DELCATH	DCTH	0	0	0	0	0	0
DELCO RE	1571B	0	0	0	0	0	0
DELHAIZE	0446B	26.293	59.753	71.282	45.549	0	0

DELHAIZE	DEG	38.512	78.405	@NA	@NA	@NA	0
DELL INC	DELL	0	0	0	0	0	0
DELMARV	POM4	@NA	@NA	44.613	101.042	94.061	0
DELPHAX	DLPX	0	0	0	0	0	0
DELPHI C	DPH	10.988	14.783	-42.162	45.481	-280.357	0
DELPHI FI	DFG	0	0	-604.782	9.779	7.491	0
DELTA & F	DLP	61.736	5.618	18.465	26.16	38.434	1
DELTA AIF	DAL	1.284	1.311	-0.976	-0.932	-0.633	0
DELTA AP	DLA	0	0	0	3.09	14.069	0
DELTA FIN	DFC	0	0	0	0	0	0
DELTA GA	DELT	31.979	29.996	35.504	41.958	40.652	1
DELTA MII	0169B	@NA	0	-52.814	0	0	0
DELTA NA	DGAS	126.871	80.144	77.695	80.176	80.883	1
DELTA PE	DPTR	0	0	0	0	0	0
DELTA WC	3DLWI	-7.446	0	0	0	0	0
DELTAGEI	DGENQ	0	0	0	0	@NA	0
DELTATHI	DDDC	0	0	0	0	0	0
DELTIC TI	DEL	36.071	692.027	-465.415	-18.763	34.241	0
DELUXE C	DLX	55.923	63.252	54.746	43.374	41.8	1
DEMARCC	DMES	@NA	0	0	0	0	0
DENBURY	DNR	0	0	0	0	0	0
DENDREC	DNDN	0	0	0	0	0	0
DENDRITE	DRTE	0	0	0	0	0	0
DENISON	DENHY	0	0	0	0	@NA	0
DENNYS C	DENN	0	0	0	0	0	0
DENTSPL	XRAY	13.576	13.124	11.728	9.73	9.157	1
DEPARTM	DFS	0	0	0	0	0	0
DEPOMED	DEPO	0	0	0	0	0	0
DERMA S	3DSCI	0	0	0	0	0	0
DESARRO	HXM	@NA	@NA	@NA	0	0	0
DESCART	DSGX	0	0	0	0	0	0
DESERT C	DCBK	6.269	6.846	@NA	7.581	20.797	0
DESERT S	DEZ	@NA	@NA	@NA	0	0	0
DESIGN W	DWRI	@NA	@NA	@NA	0	0	0
DESTINY I	3DSNY	@NA	@NA	@NA	0	0	0
DESWELL	DSWL	46.388	36.768	54.255	65.284	58.213	1
DETREX C	DTRX	0	0	0	0	@NA	0
DETROIT I	DTE1	73.502	77.616	127.542	83.146	117.063	1
DETWILEF	DMCD	0	0	0	0	@NA	0
DEUTSCH	DB	23.329	14.27	214.114	222.546	65.898	1
DEUTSCH	DLAKY	@NA	@NA	-36.166	0	0	0
DEUTSCH	DT	134.318	32.045	-54.343	-6.259	8.14	0
DEVCON I	DEVC	0	0	0	0	0	0
DEVELOPI	DDR	141.673	108.971	127.768	134.162	76.376	1
DEVON EN	DVN	13.964	3.084	56.818	63.265	2.266	1
DEVRY IN	DV	0	0	0	0	0	0
DEWEY EI	3DEWY	0	0	0	0	0	0
DEX MEDI	DEX	@NA	@NA	@NA	0	0	0
DEXCOM I	DXCM	@NA	@NA	@NA	@NA	0	0
DEXTERIT	DEXTQ	0	0	0	0	0	0
DGSE COI	DGSE	0	0	0	0	0	0

DHB INDU	DHB	0	0	0	0	0	0
DI GIORGI	8295B	0	23.28	43.82	45.345	69.691	0
DIAGEO P	DEO	71.55	73.053	61.256	47.434	1,034.21	1
DIAGNOS	DP	32.029	23.402	17.285	14.442	11.156	1
DIAL THRU	3DTIX	0	0	0	0	0	0
DIALOG G	3DLGG	0	0	@NA	0	0	0
DIALOG SI	DLGS	0	0	0	0	0	0
DIALYSIS	DCAI	0	0	0	0	0	0
DIAMANT	3DIAAF	0	0	0	0	0	0
DIAMETRI	3DMED	0	0	0	0	0	0
DIAMOND	0171B	0	0	0	0	0	0
DIAMOND	3DMEC	0	0	0	0	0	0
DIAMOND	DMND	@NA	@NA	@NA	@NA	@NA	0
DIAMOND	DHIL	0	0	0	0	0	0
DIAMOND	3DMOI	@NA	0	0	0	0	0
DIAMOND	DO	43.513	93.535	36.631	105.062	-117.78	0
DIAMOND	3DPWS	@NA	@NA	@NA	0	0	0
DIAMOND	0244B	@NA	0	0	0	0	0
DIAMOND	DTPI	0	0	0	0	0	0
DIAMOND	3DHCC	0	0	0	0	0	0
DIAMOND	DRH	@NA	@NA	@NA	@NA	@NA	0
DIAMOND	DIA	@NA	@NA	@NA	@NA	@NA	0
DIANA SH	DSX	@NA	@NA	@NA	1,468.42	0	0
DIAPULSE	3DIAC	0	0	0	0	0	0
DIASYS C	DYX	0	0	0	0	0	0
DIATECT I	3DTCT	@NA	@NA	0	0	0	0
DICE INC	3DICEQ	0	0	0	@NA	@NA	0
DICKIE W	DWMA	@NA	@NA	0	0	0	0
DICKS SP	DKS	@NA	0	0	0	0	0
DIEBOLD I	DBD	32.337	32.334	68.429	35.924	28.174	1
DIEDRICH	DDRX	@NA	0	0	0	0	0
DIGENE C	DIGE	0	0	0	0	0	0
DIGI INTE	DGII	0	0	0	0	0	0
DIGIMARC	DMRCE	0	0	0	0	0	0
DIGIRAD	DRAD	@NA	@NA	@NA	0	0	0
DIGITAL A	DOC	0	0	0	0	0	0
DIGITAL D	DDSI	0	0	0	0	0	0
DIGITAL F	3DIGF	0	0	0	0	0	0
DIGITAL G	DGIT	0	0	0	0	0	0
DIGITAL I	3DGIR	0	0	0	0	0	0
DIGITAL I	DIGI	0	0	0	0	0	0
DIGITAL I	DGIN	0	0	0	0	0	0
DIGITAL L	3DLFGE	0	0	0	0	0	0
DIGITAL L	3DGLHQ	0	0	@NA	@NA	@NA	0
DIGITAL L	DIGL	0	0	0	0	0	0
DIGITAL P	DPW	0	0	0	0	0	0
DIGITAL R	DLR	@NA	@NA	@NA	-7,057.38	498.083	0
DIGITAL R	TBUS	0	0	0	0	0	0
DIGITAL R	DRIV	0	0	0	0	0	0
DIGITAL T	DTSI	@NA	@NA	0	0	0	0
DIGITAL V	DVID	0	0	0	0	0	0

DIGITAS I	DTAS	-6.551	0	0	0	0	0
DILLARDS	DDS	10.351	15.268	19.948	9.926	143.354	1
DIME COM	DCOM	29.802	34.437	34.647	25.547	30.841	1
DIMECO I	3DIMC	@NA	@NA	36.747	36.339	34.25	0
DIMENSIO	3DVSO	0	0	0	0	0	0
DIMON IN	DMN	-62.76	49.494	35.676	32.497	-30.851	0
DIODES I	DIOD	0	0	0	0	0	0
DIOMED H	DIO	@NA	0	0	0	0	0
DIONEX C	DNEX	0	0	0	0	0	0
DIONICS I	DION	0	0	0	0	0	0
DIRECT G	DRCT	@NA	@NA	0	0	1.998	0
DIRECT IN	3DIRI	-107.681	-18.609	0	0	0	0
DIRECT R	3DRFL	@NA	0	0	0	0	0
DIRECTV	DTV	0	0	0	0	0	0
DISCOVE	DSCO	0	0	0	0	0	0
DISCOVE	DPII	0	0	0	0	0	0
DISNEY (V	DIS	0	36.288	184.81	34.628	32.063	0
DISPLAYT	LCOS	@NA	@NA	@NA	@NA	@NA	0
DISTINCTI	3DDVSE	0	0	0	0	0	0
DISTRIBCI	DYS	-63.817	38.442	38.562	58.04	66.285	0
DISTRIBU	DESC	0	0	0	0	0	0
DITECH C	DITC	0	0	0	0	0	0
DIVERSA	DVSA	0	0	0	0	0	0
DIVERSIFI	HIRD	0	0	0	0	0	0
DIVERSIFI	3DFLR	0	0	0	0	0	0
DIVERSIFI	DVF	@NA	@NA	@NA	@NA	@NA	0
DIVERSIFI	3DPRI	0	0	0	0	0	0
DIVERSIFI	DVS	0	0	0	0	0	0
DIVERSIFI	3DVTS	@NA	0	0	0	0	0
DIVERSIN	3DVNTF	0	0	0	0	0	0
DIVIDEND	DCA	@NA	@NA	@NA	@NA	@NA	0
DIVINE IN	DVINQ	@NA	0	0	@NA	@NA	0
DIXIE GR	DXYN	0	0	0	0	0	0
DJ ORTH	DJO	0	0	0	0	0	0
DNAPRIN	3DNAP	@NA	0	0	0	0	0
DNB FINA	3DNBF	28.284	31.13	32.586	33.138	67.166	1
DNP SELE	DNP	@NA	@NA	@NA	@NA	@NA	0
DOANE P	3602B	0	0	0	0	0	0
DOBSON	DCEL	0	0	0	0	0	0
DOCUCO	DOCC	0	0	0	0	0	0
DOCUME	DOCX	0	0	0	0	0	0
DOCUME	DMC	0	0	0	0	0	0
DOE RUN	0161B	0	0	0	0	0	0
DOLBY LA	DLB	@NA	@NA	@NA	@NA	0	0
DOLE FO	0491B	46.85	33.018	-60.254	21.534	10.059	0
DOLLAR F	DLLR	@NA	@NA	@NA	@NA	0	0
DOLLAR F	0172B	@NA	0	0	0	0	0
DOLLAR G	DG	15.065	59.831	20.512	12.075	15.576	1
DOLLAR T	DTG	0	0	0	0	0	0
DOLLAR T	DLTR	1.431	0	0	0	0	0
DOMINIO	DHOM	0	0	0	0	0	0

DOMINION	DOM	99.727	100.193	99.925	100.016	100.111	1
DOMINION	D	89.474	@NA	@NA	@NA	@NA	0
DOMINO'S	0245B	@NA	2.282	12.566	16.343	1,002.83	0
DOMINOS	DPZ	@NA	@NA	@NA	0	0	0
DOMTAR I	DTC	16.25	9.191	18	22.857	-25.521	0
DONALDS	DCI	17.343	17.633	17.329	15.783	16.013	1
DONEGAL	DGICA	45.035	35.603	59.591	29.376	23.833	1
DONNELLI	RRD	35.336	41.314	440.159	78.013	65.569	1
DONNKEN	DNKYQ	0	0	0	0	0	0
DOR BIOP	DOR	0	0	0	0	0	0
DORAL FI	DRL	19.318	20.479	16.763	14.552	14.373	1
DORCHES	DMLP	86.381	54.381	72.743	67.816	-189.354	0
DOREL IN	DIIB	0	0	0	0	0	0
DOT HILL	HILL	0	0	0	0	0	0
DOTRONI	3DOTX	0	0	0	0	0	0
DOUBLE E	DBLE	0	0	0	0	0	0
DOUBLEC	DCLK	0	0	0	0	0	0
DOV PHAI	DOVP	@NA	0	0	0	0	0
DOVEBID	DOVE	@NA	@NA	@NA	@NA	@NA	0
DOVER C	DOV	22.666	18.28	63.272	51.829	40.497	1
DOVER D	DDE	@NA	0	0	15.544	30.777	0
DOVER M	DVD	23.104	20.517	99.403	257.335	-7.218	0
DOW 30 P	DPD	@NA	@NA	@NA	@NA	@NA	0
DOW CHE	DOW	57.919	51.884	-278.657	-303.21	70.903	0
DOW JON	DJ	31.99	-74.077	87.344	41.512	47.823	0
DOWNEY	DSL	15.438	10.22	8.451	9.016	9.884	1
DPAC TEC	DPAC	0	0	0	0	0	0
DPL INC	DPL	69.784	42.57	56.882	128.064	107.072	1
DR REDD	RDY	13.175	18.034	11.414	5.415	17.445	1
DRAGON I	3DRUG	0	0	0	0	0	0
DRAXIS HI	DRAX	0	0	0	0	0	0
DRC RES	DRJ	@NA	@NA	0	0	0	0
DRDGOLD	DROOY	0	0	0	0	0	0
DREAMS I	3DRMS	0	0	0	0	0	0
DREAMW	DWA	@NA	@NA	@NA	0	0	0
DRECO EN	8791B	0	@NA	@NA	@NA	@NA	0
DREMAN/	DCS	@NA	@NA	@NA	@NA	@NA	0
DRESS BA	DBRN	0	0	0	0	0	0
DRESSER	DI	@NA	@NA	@NA	0	0	0
DREW IND	DW	0	0	0	0	0	0
DREYER'S	DRYR	31.709	13.955	95.707	28.751	-8.678	0
DREYFUS	DHF	@NA	@NA	@NA	@NA	@NA	0
DREYFUS	DMF	@NA	@NA	@NA	@NA	@NA	0
DREYFUS	DNM	@NA	@NA	@NA	@NA	@NA	0
DREYFUS	DSM	@NA	@NA	@NA	@NA	@NA	0
DREYFUS	LEO	@NA	@NA	@NA	@NA	@NA	0
DRIL-QUIP	DRQ	0	0	0	0	0	0
DRIVER-H	DRHA	0	0	0	0	@NA	0
DRKOOP.C	KOOP	0	0	@NA	@NA	@NA	0
DRS TECH	DRS	0	0	0	0	0	0
DRUCKER	3DKINE	0	0	0	0	0	0

DRUGMAX	DMAX	@NA	@NA	@NA	0	0	0
DRUGMAX	DMAX.P	@NA	@NA	@NA	@NA	@NA	0
DRUGSTC	DSCM	0	0	0	0	0	0
DRYCLEA	DCU	95.532	0	0	0	0	0
DRYSHIPS	DRYS	@NA	@NA	@NA	@NA	31.326	0
DSG INTE	DSGIF	0	0	0	0	-65.841	0
DSL.NET I	BIZ	0	0	0	0	0	0
DSP GRO	DSPG	0	0	0	382.165	0	0
DST SYST	DST	0	0	0	0	0	0
DSW INC -	DSW	@NA	@NA	@NA	@NA	@NA	0
DT INDUS	DTIIQ	-46.171	0	0	0	0	0
DTE ENER	DTE	61.905	62.821	98.48	53.956	72.5	1
DTF TAX F	DTF	@NA	@NA	@NA	@NA	@NA	0
DU PONT	DD	718.182	63.151	33.58	75.969	140.827	1
DUALSTA	DSTR	0	0	0	0	0	0
DUCATI M	DMH	0	0	0	0	0	0
DUCKWAL	DUCK	0	0	0	0	0	0
DUCOMM	DCO	0	0	0	0	0	0
DUFF & P	DUC	@NA	@NA	@NA	@NA	@NA	0
DUKE CAF	DUK1	0	0	0	0	0	0
DUKE ENE	DUK	96.977	46.044	49.141	88.639	-96.973	0
DUKE ENE	DUK2	@NA	@NA	45.761	-24.264	4.592	0
DUKE REA	DRE	110.336	97.629	99.162	155.48	168.179	1
DUN & BR	DNB	46.602	81.522	0	0	0	0
DUNE ENE	DNE	@NA	@NA	@NA	@NA	@NA	0
DUPONT	DIRX	0	0	0	0	@NA	0
DUPONT F	DPMI	0	0	0	0	0	0
DUQUESN	DQE1	138.075	382.747	105.472	104.022	97.892	1
DUQUESN	DQE	58.696	71.724	-61.475	353.257	81.573	0
DURA AUT	DRRA	0	0	0	0	0	0
DURASWI	DSWT	0	0	0	0	0	0
DURATEK	DRTK	0	0	0	0	0	0
DURAVES	3DUVT	@NA	0	0	0	0	0
DURECT	DRRX	0	0	0	0	0	0
DUSA PHA	DUSA	0	0	0	0	0	0
DVI INC	DVIXQ	0	0	0	0	@NA	0
DVL INC	3DVLN	0	0	0	0	0	0
DWANGO	3DWGN	@NA	@NA	@NA	@NA	0	0
DXP ENTE	DXPE	0	0	0	0	0	0
DYADIC IN	3DYAD	@NA	@NA	@NA	@NA	0	0
DYAX COF	DYAX	0	0	0	0	0	0
DYCOM IN	DY	0	0	0	0	0	0
DYNA GR	3DGIX	0	0	0	0	0	0
DYNABAZ	3FAIM	0	0	0	0	-744.706	0
DYNACQ	DYII	0	0	0	0	0	0
DYNAMEX	DDMX	0	0	0	0	0	0
DYNAMIC	BOOM	0	0	0	0	0	0
DYNAMIC	DYOLF	0	0	0	0	0	0
DYNAMIC	DRCO	0	0	0	0	0	0
DYNAMOT	3DYMTF	0	0	0	0	0	0
DYNASIL	3DYSL	0	0	0	0	0	0

DYNATEC	DYNX	0	0	@NA	@NA	@NA	0
DYNATEM	3DYTM	0	0	0	0	0	0
DYNATRO	DYNT	0	0	0	0	0	0
DYNAVAX	DVAX	@NA	@NA	0	0	0	0
DYNCORP	6059B	0	0	0	@NA	@NA	0
DYNEGY I	DYN	@NA	@NA	@NA	@NA	@NA	0
DYNEX CA	DX	0	0	0	0	0	0
DYNTEK II	3DYTK	0	0	0	0	0	0
E COM VE	ECMV	0	0	0	0	0	0
E DIGITAL	3EDIG	0	0	0	0	0	0
E PRIME A	EPEA	@NA	@NA	0	0	0	0
E SIM LTD	3ESIMF	0	0	0	0	0	0
E SPIRE C	3ESPIQ	0	0	@NA	@NA	@NA	0
E TRADE F	ET	0	0	0	0	0	0
E-LOAN IN	EELN	0	0	0	0	0	0
E-SYNC N	ESNI	0	0	0	@NA	@NA	0
E-Z-EM IN	EZEM	0	0	0	0	37.942	0
E.ON AG	EON	20.181	17.591	36.552	@NA	28.911	0
E.PIPHAN	EPNY	0	0	0	0	0	0
EACO COI	3EACO	0	0	0	0	0	0
EAGLE BA	EGBN	0	0	0	0	0	0
EAGLE BR	EAG	0	0	0	0	0	0
EAGLE BU	EGBT	@NA	0	0	0	@NA	0
EAGLE BU	EGLE	@NA	@NA	@NA	@NA	@NA	0
EAGLE FA	9797B	0	0	0	0	0	0
EAGLE FC	EAGLE.1	0	0	0	0	@NA	0
EAGLE HC	EHP	@NA	@NA	@NA	-358.333	-670.432	0
EAGLE MA	EXP	3.517	6.191	9.245	6.393	181.317	1
EAGLE TE	EGLT	@NA	@NA	@NA	@NA	@NA	0
EAGLE-PI	0726B	0	0	0	0	0	0
EAPI ENTE	3EPEI	@NA	@NA	0	0	0	0
EARTH SC	ESCI	0	0	0	0	0	0
EARTHBL	3EBLC	0	0	0	0	0	0
EARTHCA	ECCOQ	0	0	@NA	@NA	@NA	0
EARTHFIR	3EFTI	@NA	0	0	0	0	0
EARTHLIN	ELNK	0	0	0	0	0	0
EARTHSH	3ERTH	0	0	0	0	0	0
EARTHWC	3EWKE	0	0	0	0	0	0
EAST PEN	EPEN	0	0	20.852	16.479	23.532	0
EAST WES	EWBC	9.791	7.624	7.157	13.102	16.312	1
EASTERN	NGT	100	100	100	100	98.036	1
EASTERN	EML	24.059	22.693	40.864	48.542	47.383	1
EASTERN	EVBS	41.074	46.568	52.439	39.66	39.079	1
EASTGRO	EGP	72.445	94.224	118.334	220.939	280.519	1
EASTMAN	EMN	287.5	44.554	-77.143	170.886	-49.817	0
EASTMAN	EK	40.23	37.882	676.316	66.204	138.655	1
EASY GAF	EZY.PA	@NA	@NA	@NA	@NA	@NA	0
EASYLINK	EZEE	@NA	@NA	@NA	@NA	@NA	0
EASYLINK	EASY	0	0	0	0	0	0
EAT AT JC	3JOES	@NA	@NA	0	0	0	0
EATON CC	ETN	20.746	34.986	71.006	43.772	34.715	1

EATON VA	CEV	@NA	@NA	@NA	@NA	@NA	0
EATON VA	EV	21.861	12.258	14.964	17.02	25.912	1
EATON VA	EOI	@NA	@NA	@NA	@NA	@NA	0
EATON VA	EOS	@NA	@NA	@NA	@NA	@NA	0
EATON VA	FEV	@NA	@NA	@NA	@NA	@NA	0
EATON VA	EFT	@NA	@NA	@NA	@NA	@NA	0
EATON VA	EIA	@NA	@NA	@NA	@NA	@NA	0
EATON VA	EVM	@NA	@NA	@NA	@NA	@NA	0
EATON VA	EIF	@NA	@NA	@NA	@NA	@NA	0
EATON VA	MAB	@NA	@NA	@NA	@NA	@NA	0
EATON VA	MIW	@NA	@NA	@NA	@NA	@NA	0
EATON VA	EIM	@NA	@NA	@NA	@NA	@NA	0
EATON VA	EIV	@NA	@NA	@NA	@NA	@NA	0
EATON VA	EMJ	@NA	@NA	@NA	@NA	@NA	0
EATON VA	NYH	@NA	@NA	@NA	@NA	@NA	0
EATON VA	ENX	@NA	@NA	@NA	@NA	@NA	0
EATON VA	EIO	@NA	@NA	@NA	@NA	@NA	0
EATON VA	EIP	@NA	@NA	@NA	@NA	@NA	0
EATON VA	EVV	@NA	@NA	@NA	@NA	@NA	0
EATON VA	MMV	@NA	@NA	@NA	@NA	@NA	0
EATON VA	EMI	@NA	@NA	@NA	@NA	@NA	0
EATON VA	EVN	@NA	@NA	@NA	@NA	@NA	0
EATON VA	EVJ	@NA	@NA	@NA	@NA	@NA	0
EATON VA	EVY	@NA	@NA	@NA	@NA	@NA	0
EATON VA	EVO	@NA	@NA	@NA	@NA	@NA	0
EATON VA	EVP	@NA	@NA	@NA	@NA	@NA	0
EATON VA	EVG	@NA	@NA	@NA	@NA	@NA	0
EATON VA	EFR	@NA	@NA	@NA	@NA	@NA	0
EATON VA	EVF	@NA	@NA	@NA	@NA	@NA	0
EATON VA	ETO	@NA	@NA	@NA	@NA	@NA	0
EATON VA	EVT	@NA	@NA	@NA	@NA	@NA	0
EATON VA	ETG	@NA	@NA	@NA	@NA	@NA	0
EATON VA	ETB	@NA	@NA	@NA	@NA	@NA	0
EAUTOCL	3EACC	@NA	@NA	0	0	0	0
EB2B COM	EBTBQ	0	0	0	0	0	0
EBAY INC	EBAY	0	0	0	0	0	0
EBIX INC	EBIX	0	0	0	0	0	0
EBIZ ENTE	3EBIZQ	0	0	0	0	@NA	0
ECB BANC	ECBE	28.698	29.278	28.961	23.624	26.088	1
ECC CAPI	ECR	@NA	@NA	@NA	0	0	0
ECHELON	ELON	0	0	0	0	0	0
ECHO RES	3ECHR	0	0	0	0	0	0
ECHOSTA	DISH	0	0	0	0	0	0
ECHOSTA	0173B	0	0	0	0	0	0
ECI TELEC	ECIL	11.008	-21.792	@NA	0	0	0
ECLIPSYS	ECLP	-3.97	0	0	0	0	0
ECOLAB II	ECL	32.046	30.097	35.649	33.582	27.811	1
ECOLLEGI	ECLG	0	0	0	0	0	0
ECOLOGY	EEI	424.415	163.928	69.288	93.329	35.778	1
ECOST.CC	ECST	@NA	@NA	@NA	0	0	0
ECTEL LTI	ECTX	0	0	0	0	0	0

EDAC TEC	3EDAC	0	0	0	0	0	0
EDAP TMS	EDAP	0	0	0	0	0	0
EDEN BIO	EDEN	0	0	0	0	0	0
EDGAR OI	EDGR	0	0	0	0	0	0
EDGE PET	EPEX	0	0	0	0	0	0
EDGETEC	3EDGH	@NA	0	0	0	0	0
EDGEWAT	EDGW	0	0	0	0	0	0
EDIETS.C(	DIET	0	0	0	0	0	0
EDISON IN	EIX	60.193	-14.256	0	0	8.344	0
EDISON M	EIX2	0	81.813	105.338	0	0	0
EDO CORI	EDO	15.854	324.545	12.703	14.637	15.472	1
EDP-ENEF	EDP	81.526	76.322	92.925	101.129	70.393	1
EDUCATE	EEEE	@NA	@NA	@NA	0	0	0
EDUCATIC	EDMC	0	0	0	0	0	0
EDUCATIC	EDR	@NA	@NA	@NA	########	30,270.00	0
EDUCATIC	EDUC	7.97	7.248	10.059	11.286	16.603	1
EDWARDS	AGE	14.489	18.075	71.388	42.948	31.982	1
EDWARDS	EW	0	0	0	0	0	0
EFC BANC	EFC	57.424	47.825	45.372	36.636	33.598	1
EFJ INC	EFJI	0	0	0	0	0	0
EFUNDS C	EFD	0	0	0	0	0	0
EG CAPIT/	EGCFF	0	0	0	0	0	0
EGAIN CO	3EGAN	0	0	0	0	0	0
EGAMES I	3EGAM	0	0	0	0	0	0
EGANAGC	EGFLY	23.774	2.332	@NA	@NA	@NA	0
EGENERA	EGEN	@NA	@NA	@NA	@NA	@NA	0
EGGHEAD	EGGSQ	0	0	@NA	@NA	@NA	0
EGL INC	EAGL	0	-334.488	0	0	0	0
EGLOBE II	EGLOQ	0	@NA	@NA	@NA	@NA	0
EIDOS PL(	EIDSY	0	0	0	0	0	0
EISAI CO I	ESALY	@NA	27.325	21.111	22.639	19.783	0
EKSPORT	6120B	59.663	50.121	50	40.004	80.002	1
EL PASO (	EP2	10.69	8.257	0	0	295.429	0
EL PASO (	EP	-85.537	32.474	647.761	-38.247	0	0
EL PASO E	EE	0	0	0	0	0	0
EL PASO N	EP1	2.564	9	0	-14.961	0	0
EL PASO F	0434B	@NA	@NA	@NA	@NA	@NA	0
ELAMEX S	ELAM	0	0	0	0	0	0
ELAN COF	ELN	0	0	0	0	0	0
ELBIT MEI	EMITF	0	0	0	-231.151	0	0
ELBIT SYS	ESLT	24.421	-45.931	29.738	28.189	32.391	0
ELBIT VISI	3EVSNF	0	0	0	0	0	0
ELCOM IN	3ELCO	0	0	0	0	0	0
ELDORAD	3ELDO	0	0	0	0	0	0
ELDORAD	EGO	@NA	0	0	0	0	0
ELEC COM	3ELEC	0	0	0	0	0	0
ELECSYS	ASY	0	0	0	0	0	0
ELECTR C	ECHO	0	0	0	0	0	0
ELECTR T	ETCIA	-171.277	0	0	-14.311	0	0
ELECTRIC	3ELGT	0	0	0	0	0	0
ELECTRIC	ELC	@NA	0	0	0	0	0

ELECTRO	ELRC	0	0	0	0	0	0
ELECTRO	ESIO	0	0	0	0	0	0
ELECTRO	ELSE	-1,077.27	35.191	10.421	58.514	-286.111	0
ELECTRO	EGLS	0	0	0	0	0	0
ELECTRO	ELUXY	26.323	28.764	35.271	29.107	39.64	1
ELECTRO	ERTS	0	0	0	0	0	0
ELECTRO	3EKCS	0	0	0	0	0	0
ELECTRO	EDS	69.233	24.499	20.404	28.5	-113.889	0
ELECTRO	3EGMI	@NA	@NA	@NA	0	0	0
ELECTRO	3ELST	96.154	0	0	0	61.789	0
ELECTRO	ELBO	0	0	0	0	0	0
ELECTRO	EFII	0	0	0	0	0	0
ELECTRO	ELTP	0	0	0	0	0	0
ELEMENT	3EGLF	0	0	0	0	0	0
ELEPHAN	3PUBSF	0	0	0	0	0	0
ELEPHAN	3ETLK	@NA	0	0	0	0	0
ELGIN NA	0571B	0	0	0	0	0	0
ELGRAND	3EGDE	0	0	0	0	0	0
ELINEAR I	ELU	0	0	0	0	0	0
ELITE FLI	EFLT	@NA	@NA	0	0	@NA	0
ELITE PH	ELI	0	0	0	0	0	0
ELIZABET	RDEN	0	0	0	0	0	0
ELKCORP	ELK	14.654	13.106	43.951	25.661	16.195	1
ELLIS PER	PERY	0	0	0	0	0	0
ELLSWOR	ECF	@NA	@NA	@NA	@NA	@NA	0
ELMERS F	ELMS	0	0	0	0	0	0
ELMIRA S	ESBK	29.477	24.641	25.924	28.082	30.864	1
ELOYALT	ELOY	0	0	0	0	0	0
ELRON EL	ELRN	25.057	166.29	0	0	0	0
ELSCINT L	ELT	0	0	0	-322.607	0	0
ELTEK LTI	ELTK	0	0	0	0	0	0
ELVA INTE	3EVAI	0	0	0	0	0	0
ELXSI CO	ELXS	0	0	0	0	0	0
EMAGEON	EMAG	@NA	@NA	@NA	0	0	0
EMAGIN C	EMA	0	0	0	0	0	0
EMAK WO	EMAK	0	0	0	0	0	0
EMBARCA	EMBT	260.75	0	0	0	0	0
EMBOTEL	AKO.A	42.512	36.955	35.042	35.265	72.843	1
EMBRAER	ERJ	21.043	38.311	20.268	0	49.629	0
EMBRATE	EMT	0	10.544	0	0	0	0
EMBREX I	EMBX	0	0	0	0	0	0
EMBRYO I	3EMBR	0	0	0	0	0	0
EMC COR	EMC	0	0	0	0	0	0
EMC INSU	EMCI	-844.901	290.726	-322.27	42.405	33.781	0
EMCOR G	EME	0	0	0	0	0	0
EMCORE	EMKR	0	0	0	0	0	0
EMERGE I	EMRG	0	0	0	0	0	0
EMERGEN	3EMFP	0	0	0	0	0	0
EMERGEN	EMGS	@NA	0	0	0	0	0
EMERGEN	3EMGP	0	0	0	0	0	0
EMERGIN	ETF	@NA	@NA	@NA	@NA	@NA	0

EMERGIN(	3ISEE	0	0	0	0	0	0
EMERITUS	ESC	0	0	0	0	0	0
EMERSON	EMR	43.118	43.11	63.384	61.509	65.252	1
EMERSON	MSN	0	0	0	0	0	0
EMISPHEF	EMIS	0	0	0	0	0	0
EMMIS CC	EMMS	0	0	0	0	0	0
EMPIRE D	EDE	113.364	94.881	217.38	109.254	98.971	1
EMPIRE F	EFH	@NA	101.886	126.515	0	0	0
EMPIRE R	NYNY	0	0	0	0	0	0
EMPIRE R	ERS	0	0	0	0	42.889	0
EMPRESA	EOC	0	0	0	478.546	0	0
EMPRESA	ICA	-11.094	0	0	0	0	0
EMPS COI	3EPSC	@NA	@NA	0	0	0	0
EMPYREA	3EPYH	0	0	0	0	0	0
EMRISE C	3EMRI	0	0	0	0	0	0
EMS TECH	ELMG	0	0	0	0	0	0
EMTEC IN	3ETEC	@NA	0	0	0	0	0
EMULEX C	ELX	0	0	0	0	0	0
EN POINTI	ENPT	0	0	0	0	0	0
ENBC COI	ENBBQ	0	0	@NA	@NA	@NA	0
ENBRIDGE	EEQ	@NA	@NA	@NA	@NA	155.263	0
ENBRIDGE	EEP	136.341	183.389	292.545	176.825	140.286	1
ENBRIDGE	ENB	64.745	51.516	55.058	75.135	42.551	1
ENCANA C	ECA	29.045	9.783	98.615	13.912	6.414	1
ENCISION	ECI	0	0	0	0	0	0
ENCORE A	EAC	0	0	0	0	0	0
ENCORE (	ECPG	0	0	0	0	0	0
ENCORE M	ENMC	0	0	0	0	0	0
ENCORE \	WIRE	0	0	0	0	0	0
ENCYSIVE	ENCY	0	0	0	0	0	0
ENDEAVO	3EDVR	@NA	@NA	@NA	@NA	@NA	0
ENDEAVO	END	@NA	0	0	0	0	0
ENDESA S	ELE	43.04	46.128	18.932	22.047	21.341	1
ENDEVCO	3ENDE	0	@NA	0	0	0	0
ENDO NET	3ENDD	@NA	@NA	@NA	0	0	0
ENDO PHA	ENDP	0	0	0	0	0	0
ENDOCAR	ENDO	0	0	0	0	0	0
ENDOLOG	ELGX	0	0	0	0	0	0
ENDOVAS	3EVSC	@NA	@NA	0	0	0	0
ENDURAN	ENH	@NA	@NA	@NA	0	7.784	0
ENDWAVE	ENWV	0	0	0	0	0	0
ENEL SPA	EN	43.143	66.407	37.34	108.715	87.007	1
ENER1 IN(	3ENEI	0	0	0	0	0	0
ENERCOR	ENCP	@NA	@NA	@NA	0	0	0
ENERGEN	EGN	46.168	37.778	31.081	33.898	23.506	1
ENERGIZE	ENR	0	0	0	0	0	0
ENERGY &	3EENT	@NA	@NA	0	0	0	0
ENERGY (	ENER	0	0	0	0	0	0
ENERGY (	0176B	@NA	0	-36.665	-4.015	11.253	0
ENERGY E	EAS	40.169	42.085	57.216	66.519	70.119	1
ENERGY E	3ENXTF	0	0	0	0	0	0

ENERGY I	FEN	@NA	@NA	@NA	@NA	@NA	0
ENERGY F	EPL	0	0	0	0	0	0
ENERGY T	ETP	127.319	@NA	@NA	@NA	@NA	0
ENERGY V	EWST	72.149	93.986	46.51	97.43	-1,215.73	0
ENERGYS	ENSI	51.531	54.117	66.473	51.735	50.714	1
ENERGYT	EYTC	@NA	@NA	@NA	0	0	0
ENERNOR	ENY	@NA	0	0	0	0	0
ENERPLU	ERF	@NA	@NA	183.523	205.066	149.269	0
ENERSIS	ENI	-34.801	@NA	36.595	0	0	0
ENERSYS	ENS	@NA	@NA	@NA	0	-1,177.04	0
ENESCO (	ENC	59.183	25.06	0	0	0	0
ENGAGE I	ENGA	0	0	0	0	@NA	0
ENGEL GE	ENGEF	@NA	488.801	0	0	@NA	0
ENGELHA	EC	26.667	30.305	23.172	30.041	21.809	1
ENGENIO	NGE	@NA	@NA	@NA	@NA	@NA	0
ENGEX IN	EGX	@NA	@NA	@NA	@NA	@NA	0
ENGINEEI	EASI	2.887	1.917	1.744	1.428	1.423	1
ENGLISH I	ELLG	0	0	0	0	0	0
ENGLOBA	ENG	0	0	0	0	0	0
ENHANCE	EEF	@NA	@NA	@NA	@NA	@NA	0
ENHEREN	3ENHT	0	0	0	0	0	0
ENI SPA -	E	43.367	25.055	21.468	46.135	50.725	1
ENNIS INC	EBF	66.574	76.459	67.413	66.197	56.521	1
ENODIS P	ENO	39.474	48.918	-4.142	0	0	0
ENOVA SY	3ENVA	0	0	0	0	0	0
ENPATH M	NPTH	0	0	0	0	0	0
ENPRO IN	NPO	@NA	@NA	@NA	0	0	0
ENRON C(	ENRNQ	37.056	41.071	@NA	@NA	@NA	0
ENSCO IN	ESV	204.478	16.159	6.609	23.946	13,992.54	1
ENSTAR G	ESGR	@NA	0	0	0	0	0
ENSURGE	3ENSGE	0	0	0	0	0	0
ENTECH E	3EEVT	@NA	@NA	@NA	0	0	0
ENTEGRIS	ENTG	0	0	0	0	0	0
ENTERAS	ETS	0	0	0	0	0	0
ENTERCO	ETM	-146.955	0	0	0	0	0
ENTERGY	ETR1	141.467	34.501	48.404	98.462	58.867	1
ENTERGY	ETR	53.28	40.62	39.61	49.892	45.95	1
ENTERGY	ETR7	99.464	51.66	47.988	53.904	115.045	1
ENTERGY	ETR2	108.352	40.74	107.633	196.674	104.346	1
ENTERGY	ETR4	89.225	50.558	53.643	55.67	49.773	1
ENTERGY	ETR3	147.255	61.081	-25.316	-66.946	43.531	0
ENTERPR	EBTC	@NA	@NA	@NA	18.205	19.424	0
ENTERPR	EFSC	7.732	7.787	-21.815	13.177	11.076	0
ENTERPR	EPD	92.903	63.299	67.846	224.994	293.809	1
ENTERRA	EENC	0	0	0	0	0	0
ENTERTAI	3EIUS	@NA	@NA	@NA	0	0	0
ENTERTAI	EPR	106.703	107.964	112.684	116.718	114.917	1
ENTRADA	3ESAN	0	0	0	0	0	0
ENTRAVIS	EVC	-6.592	0	0	0	0	0
ENTREME	ENMD	0	0	0	0	0	0
ENTROPI	3ETOP	0	0	0	0	0	0

ENTRUST	3ENFN	0	0	0	0	0	0
ENTRUST	ENTU	0	0	0	0	0	0
ENTRX CC	ENTX	0	0	0	0	0	0
ENUCLEU	3ENUI	@NA	0	0	0	0	0
ENVIRO E	ENGY	0	0	0	0	0	0
ENVIRO V	3EVTN	0	0	0	0	0	0
ENVIROKA	3ENVK	0	0	0	0	0	0
ENVIRONI	EECP	0	0	0	0	0	0
ENVIRONI	EESV	0	0	0	0	0	0
ENVIRONI	3EVMT	0	0	0	0	0	0
ENVIRONI	EPG	117.979	37.816	0.299	0.441	0	0
ENVIRONI	ELSF	0	0	0	0	0	0
ENVIRONI	ETC	0	0	0	0	0	0
ENVIRONI	EBSI	@NA	@NA	@NA	@NA	@NA	0
ENVIRONI	EVOPQ	@NA	0	0	@NA	@NA	0
ENVOY CC	ECGI	0	0	0	0	0	0
ENZO BIO	ENZ	0	0	0	1.401	0	0
ENZON PH	ENZN	0	0	0	0	0	0
EOG RESC	EOG	2.88	4.088	4.779	24.296	5.125	1
EON COM	EONC	0	0	0	0	0	0
EON LABS	ELAB	@NA	0	0	0	0	0
EOS INTEI	EOSI	0	0	252.931	0	0	0
EP MEDSY	EPMD	0	0	0	0	0	0
EPCOS AC	EPC	135.7	0	0	0	0	0
EPHRATA	3EPNB	42.49	42.051	42.188	40.871	43.606	1
EPIC BAN	EPIK	@NA	@NA	0	0	0	0
EPICEPT (	EPCT	@NA	@NA	@NA	@NA	@NA	0
EPICOR S	EPIC	0	0	0	0	0	0
EPIMMUNI	EPMN	0	0	0	0	0	0
EPIQ SYS	EPIQ	0	0	0	0	0	0
EPIX PHAI	EPIX	0	0	0	0	0	0
EPIXTAR (	3EPXR	0	0	0	0	0	0
EPLUS IN	PLUS	0	0	0	0	0	0
EPOCH H	3EPHC	0	0	0	0	0	0
EPOLIN IN	3EPLN	0	0	106.744	142.71	67.664	0
EPRESEN	EPRE	0	0	0	0	0	0
EQUANT N	ENT	0	0	0	0	0	0
EQUIFAX I	EFX	24.07	22.969	27.536	5.959	6.331	1
EQUIFIN II	EQUI	0	0	0	0	0	0
EQUINIX II	EQIX	0	0	0	0	0	0
EQUISTAF	9995B	796.875	183.007	0	0	0	0
EQUITABL	EQT	58.417	36.252	26.584	27.757	34.812	1
EQUITEX I	EQTX	0	0	0	0	0	0
EQUITY IN	ENN	201.043	396.666	760.528	-30,804.48	-109.321	0
EQUITY IN	ATF	@NA	@NA	@NA	@NA	@NA	0
EQUITY LI	ELS	140.681	108.958	118.253	117.867	1,235.63	1
EQUITY O	EOP	102.773	118.572	128.389	124.394	161.405	1
EQUITY O	EQY	82.412	117.455	91.883	122.171	122.378	1
EQUITY RI	EQR	128.409	92.982	122.847	231.87	503.129	1
EQUUS G	EQUUS	0	0	0	0	@NA	0
EQUUS II I	EQS	@NA	@NA	@NA	@NA	@NA	0

ERESEAR	ERES	0	0	0	0	0	0
ERGO SCI	3ERGO	0	0	0	0	0	0
ERHC ENE	3ERHE	@NA	0	0	0	0	0
ERICSSON	ERICY	32.515	18.646	-18.595	0	0	0
ERIE FAMI	3ERIF	26.74	26.798	269.211	89.796	23.112	1
ERIE INDE	ERIE	22.922	23.747	33.05	26.135	25.357	1
EROOMSY	3ERMS	0	0	0	0	0	0
ESB FINAN	ESBF	31.262	32.14	33.934	34.576	45.706	1
ESCALADI	ESCA	0	0	0	0	0	0
ESCALON	ESMC	0	0	0	0	0	0
ESCO TEC	ESE	0	0	0	0	0	0
ESG RE L	3ESREF	-7.958	0	0	@NA	@NA	0
ESPEED IN	ESPD	0	0	0	0	0	0
ESPEY MF	ESP	29.685	26.692	19.942	56.593	37.098	1
ESPIRITO	ESF	85.988	115.617	838.142	-17.961	@NA	0
ESPRIT EN	0607B	0	0	0	0	0	0
ESS TECH	ESST	0	0	0	0	0	0
ESSENTIA	ETRXQ	0	0	0	0	@NA	0
ESSEX CC	KEYW	0	0	0	0	0	0
ESSEX PR	ESS	93.019	98.842	106.509	127.315	183.015	1
ESSTEC IN	EST	@NA	@NA	@NA	@NA	@NA	0
ESTERLIN	ESL	0	0	0	0	0	0
ETF ADVIS	TFT	@NA	@NA	@NA	@NA	@NA	0
ETHAN AL	ETH	6.041	7.086	7.871	8.553	12.463	1
ETZ LAVU	ETZLF	0	6.852	0	@NA	@NA	0
EUPA INTE	3EUPA	@NA	0	0	0	0	0
EURAMAX	3632B	0	0	0	0	0	0
EURO TEC	CLWT	0	0	0	0	0	0
EUROBAN	EUBK	@NA	@NA	@NA	0	0	0
EUROGAS	EUGS	0	0	0	0	0	0
EURONET	EEFT	0	0	0	0	0	0
EUROPE 2	EKH	@NA	@NA	@NA	@NA	@NA	0
EUROPE F	EF	@NA	@NA	@NA	@NA	@NA	0
EUROTEC	3EUOT	0	0	0	0	@NA	0
EUROTRU	EURO	0	0	0	0	0	0
EUROWEE	EWEB	0	0	0	0	0	0
EVANS & S	ESCC	0	0	0	0	0	0
EVANS BA	EVBN	39.369	27.893	42.303	36.19	37.7	1
EVANS SY	3EVSI	0	0	0	0	0	0
EVCI CARE	EVCI	0	0	0	0	0	0
EVERCOR	EVER	@NA	@NA	@NA	@NA	@NA	0
EVEREST	RE	7.352	5.906	13.055	7.067	4.595	1
EVERGRE	0493B	@NA	@NA	@NA	0	0	0
EVERGRE	EAD	@NA	@NA	@NA	@NA	@NA	0
EVERGRE	ERC	@NA	@NA	@NA	@NA	@NA	0
EVERGRE	ESLR	0	0	0	0	0	0
EVERGRE	ERH	@NA	@NA	@NA	@NA	@NA	0
EVERLAST	EVST	0	0	0	0	0	0
EVOLVING	EVOL	0	0	0	0	0	0
EW SCRIP	SSP	29.82	26.873	34.434	25.42	17.842	1
EXABYTE	3EXBT	0	0	0	-0.164	0	0

EXACT SC	EXAS	0	0	0	0	0	0
EXACTEC	EXAC	0	0	0	0	0	0
EXAR COF	EXAR	0	0	0	0	0	0
EXCALIBU	3EXCB	@NA	0	0	0	0	0
EXCEL MA	EXM	0	0	0	0	0	0
EXCEL TE	XLTC	0	0	0	0	0	0
EXCELLIG	LRNS	0	0	0	0	0	0
EXCHANG	EXJF	38.799	41.203	34.145	31.014	35.195	1
EXECUTIV	EHPC	@NA	@NA	0	0	@NA	0
EXEGENIC	3EXEG	0	0	0	0	0	0
EXELIXIS	EXEL	0	0	0	0	0	0
EXELON C	EXC	32.281	27.739	41.172	33.952	78.815	1
EXELON C	EXC2	@NA	@NA	23.633	7.752	-78.423	0
EXFO ELE	EXFO	56.175	0	0	0	0	0
EXIDE TE	XIDE	-1.256	-1.137	-0.346	0	0	0
EXLSERVI	EXLS	@NA	@NA	@NA	@NA	@NA	0
EXPEDITC	EXPD	8.495	8.652	10.704	11.095	13.753	1
EXPLORA	TXCO	0	0	0	0	0	0
EXPONEN	EXPO	0	0	0	0	0	0
EXPRESS	ESRX	0	0	0	0	0	0
EXPRESS	XJT	@NA	0	0	0	0	0
EXTENDE	XTND	0	0	0	0	0	0
EXTENDIC	EXE	0	0	0	0	0	0
EXTRA SP	EXR	@NA	@NA	@NA	0	0	0
EXTREME	EXTR	0	0	0	0	0	0
EXX INC -	EXX.A	0	0	0	0	0	0
EXXON M	XOM	74.117	38.293	41.404	56.462	31.083	1
EYE CARE	0407B	0	0	0	0	0	0
EYECITY.	ICTY	0	0	0	@NA	@NA	0
EYETECH	EYET	@NA	@NA	@NA	0	0	0
EZ AUCTI	EZAU	@NA	0	0	0	@NA	0
EZCORP I	EZPW	10.939	-1.646	0	0	0	0
EZENIA IN	3EZEN	0	0	0	0	0	0
F N B COF	FNB	41.426	36.819	64.279	59.083	72.897	1
F N B COF	FNB.P	@NA	@NA	@NA	@NA	@NA	0
F N B COF	FNBP	39.893	40.942	44.847	35.515	33.382	1
F5 NETWC	FFIV	0	0	0	0	0	0
FAB INDU	FIT	732.302	83.449	-24.353	2,658.88	-1,522.63	0
FACTORY	FTUSQ	0	0	0	0	0	0
FACTORY	FCPO	0	0	0	0	0	0
FACTSET	FDS	12.621	14.716	13.886	14.838	14.363	1
FAIR ISAA	FIC	3.763	4.126	2.973	14.437	3.599	1
FAIRCHIL	FA	0	0	0	0	0	0
FAIRCHIL	FCS	@NA	0	0	0	0	0
FAIRFAX F	FFH	@NA	0	0	12.7	5.32	0
FAIRMON	FHR	9.184	0	-261.607	4.324	11.045	0
FAIRPOIN	FRP	@NA	0	0	0	0	0
FAIRWOO	6503B	0	0	0	@NA	@NA	0
FALCON F	FLCN	@NA	@NA	@NA	0	0	0
FALCON P	FCPR	121.575	15.159	-9.795	0	0	0
FALCONB	8824B	50.035	19.858	1,801.74	116.36	27.043	1

FALCONS	FALC	0	0	0	0	0	0
FAMILY D	FDO	24.027	21.428	21.293	20.332	20.16	1
FAMILY R	3FMLY	0	0	0	0	0	0
FAMOUS I	DAVE	0	0	0	0	0	0
FANNIE M	FNM	28.78	29.01	22.567	31.173	23.699	1
FANSTEEI	FNSTQ	0	0	@NA	@NA	@NA	0
FANTOM T	FTMTQ	0	88.481	@NA	@NA	@NA	0
FAO INC	FAOOQ	0	0	0	0	@NA	0
FAR EAST	3FEEC	@NA	0	0	0	0	0
FARGO EL	FRGO	-4.022	0	0	0	0	0
FARMER E	FARM	18.514	14.85	16.161	20.537	27.606	1
FARMERS	3FMCB	@NA	@NA	32.93	33.862	32.054	0
FARMERS	FFKT	60.66	59.332	57.699	68.378	66.906	1
FARMERS	3FMNB	56.445	82.985	85.638	87.27	79.884	1
FARMLAN	1970B	239.857	0	0	0	@NA	0
FARMSTE	FTG	0	0	0	0	0	0
FARNSWC	3FNSW	@NA	@NA	0	0	6.026	0
FARO TEC	FARO	0	0	0	0	0	0
FARREL C	FARL	78.182	-64.09	0	0	@NA	0
FASTCLIC	FSTC	@NA	@NA	@NA	@NA	76.151	0
FASTENAI	FAST	2.318	3.759	4.871	5.07	18.943	1
FASTNET	FSSTQ	0	0	0	0	@NA	0
FAUQUIEF	FBSS	38.083	36.099	31.39	34.504	36.624	1
FAVRILLE	FVRL	@NA	@NA	@NA	0	0	0
FBL FINL (	FFG	19.581	28.072	30.261	23.87	17.59	1
FCCC INC	3FCIC	0	0	0	0	-1,017.14	0
FEATHERI	FTHR	0	0	0	0	0	0
FEDDERS	FJC	18.534	20.612	-16.964	47.085	52.115	0
FEDERAL	AGM	0	0	0	0	0	0
FEDERAL	FDX1	0	0	0	0	0	0
FEDERAL	FRE.M	@NA	@NA	@NA	@NA	@NA	0
FEDERAL	FRE	20.194	20.093	13.354	6.199	15.609	1
FEDERAL	FRT	176.895	137.926	127.027	237.715	172.226	1
FEDERAL	FSCR	29.125	25.297	52.703	31.121	42.144	1
FEDERAL	FSS	59.009	59.844	75.879	79.51	89.146	1
FEDERAL	FSS.F	59.009	59.844	75.879	79.51	89.146	1
FEDERAL	FDT	0	0	0	0	11.811	0
FEDERAL-	3FDMLQ	0.145	-1.411	-0.177	0	0	0
FEDERATI	FD	0	0	0	0	9.957	0
FEDERATI	FII	11.227	10.657	11.844	12.166	16.969	1
FEDERATI	FPT	@NA	@NA	@NA	@NA	@NA	0
FEDERATI	FMN	@NA	@NA	@NA	@NA	@NA	0
FEDEX CC	FDX	0	0	2.069	5.422	10.382	0
FEI CO	FEIC	0	0	0	0	0	0
FELCOR L	FCH	136.78	291.644	-143.624	-16.386	0	0
FELDMAN	FMP	@NA	@NA	@NA	0	0	0
FELLOWS	3FLWE	@NA	@NA	0	0	0	0
FEMALE H	3FHCO	0	0	0	0	0	0
FERRELL(	FGP	427.714	7,354.30	138.784	150.668	151.336	1
FERRO C(	FOE	27.983	28.819	54.971	69.173	154.015	1
FFD FINAI	FFDF	56.206	52.495	38.783	40.072	44.477	1

FFLC BAN	FFLC	29.193	32.322	29.353	22.657	27.175	1
FFW CORI	FFWC	28.849	30.559	42.76	37.109	34.054	1
FIAT SPA	FIA	100.877	42.379	-56.974	-4.076	0	0
FIBERCOF	FBCE	0	0	0	0	@NA	0
FIBERMAF	3FMKIQ	0	0	0	0	0	0
FIBERNET	FTGX	0	0	0	0	0	0
FIBERSTA	FBST	0	0	0	0	0	0
FIDELITY I	FSBI	22.166	18.441	22.979	23.294	29.386	1
FIDELITY I	FFFL	41.573	34.491	67.487	35.421	32.448	1
FIDELITY (	ONEQ	@NA	@NA	@NA	@NA	@NA	0
FIDELITY I	FDLB	0	0	0	0	0	0
FIDELITY I	FNF	12.187	24.82	10.588	7.825	9.613	1
FIDELITY I	FIS	@NA	@NA	@NA	@NA	@NA	0
FIDELITY S	LION	30.503	45.873	69.96	55.584	47.242	1
FIDUCIAR'	HCE	@NA	@NA	@NA	@NA	@NA	0
FIDUCIAR'	FMO	@NA	@NA	@NA	@NA	@NA	0
FIELDPOIN	3FPPC	0	0	0	0	0	0
FIELDSTO	FICC	@NA	@NA	@NA	@NA	@NA	0
FIFTH THII	FITB	42.65	37.66	46.417	34.701	37.472	1
FIFTH THII	FITB.P	@NA	@NA	@NA	@NA	0	0
FILENET C	FILE	0	0	0	0	0	0
FILM ROM	ROMN	0	0	0	0	@NA	0
FINANCIAI	FIF	0	0	0	0	0	0
FINANCIAI	FNIN	0	10.309	49.759	-52.86	@NA	0
FINANCIAI	FISI	22.554	27.807	26.774	25.745	55.944	1
FINANCIAI	FNPC	@NA	@NA	@NA	@NA	@NA	0
FINANCIAI	ZZZ1	11.274	12.446	15.623	11.255	@NA	0
FIND/SVP	3FSVP	0	0	0	0	0	0
FINDEX.C(	3FIND	0	0	0	0	0	0
FINDWHA	FWHT	0	0	0	0	0	0
FINET.COI	FNCMQ	0	0	0	@NA	@NA	0
FINISAR C	FNSR	0	0	0	0	0	0
FINISH LIN	FINL	0	0	0	0	0	0
FINISHMA	FMST	0	0	0	0	0	0
FINITY HO	FNTY	0	0	0	0	@NA	0
FINLAY EN	FNLY	0	0	0	0	0	0
FINLAY FII	9696B	98.301	28.738	39.654	60.486	63.839	1
FINOVA G	3FNVG	18.971	-6.051	0	0	0	0
FIREARMS	3FATS	0	0	0	0	0	0
FIRST AC(	FAC	65.676	85.843	100.636	25.417	0	0
FIRST AD\	FADV	@NA	@NA	@NA	@NA	0	0
FIRST ALE	FACT	330.751	-53.938	-81.451	75.335	21.565	0
FIRST AMI	FAF	17.869	18.554	10.887	10.484	8.614	1
FIRST AMI	MXN	@NA	@NA	@NA	@NA	@NA	0
FIRST AMI	3FASC	@NA	@NA	0	0	0	0
FIRST AVE	3FRNS	0	0	0	0	0	0
FIRST AVI.	FAVS	0	0	0	-226.665	0	0
FIRST BAN	FBEI	0	12.827	30.975	40.858	40.463	0
FIRST BAN	FBP	17.964	19.718	19.622	19.578	14.429	1
FIRST BAN	FBNC	31.047	73.314	57.954	47.737	45.501	1
FIRST BAN	FBSI	15.347	14.901	15.784	16.576	11.542	1

FIRST BAN	FBTC	0	0	4.084	21.554	23.037	0
FIRST BAN	3FBOD	@NA	@NA	@NA	0	0	0
FIRST BAN	3FBCI	@NA	@NA	@NA	18.426	19.73	0
FIRST BUS	BUSE	48.167	45.613	44.765	45.387	46.39	1
FIRST CAP	FCAP	18.463	41.416	38.529	39.901	43.023	1
FIRST CAP	3FCAR	@NA	@NA	@NA	@NA	@NA	0
FIRST CAS	FCFS	0	0	0	0	0	0
FIRST CHA	FCTR	46.44	81.696	64.41	55.868	155.79	1
FIRST CHE	3FCEC	42.937	38.371	69.568	40.74	41.929	1
FIRST CIT	FCZAE	80.221	89.389	95.655	89.561	117.532	1
FIRST CIT	FCNCA	12.982	10.727	12.085	11.296	15.291	1
FIRST CMI	FCBC	45.87	48.866	46.383	40.155	42.979	1
FIRST CMI	FCFL	@NA	@NA	0	0	0	0
FIRST COI	FCF	58.231	69.53	68.021	81.744	69.801	1
FIRST COI	FCBP	24.264	60.714	27.66	33.852	32.407	1
FIRST COI	FCCO	@NA	0	0	13.046	16.806	0
FIRST COI	FCGI	0	0	0	0	0	0
FIRST DAT	FDC	2.867	3.442	3.384	4.273	4.211	1
FIRST DEF	FDEF	31.138	26.516	23.348	53.723	32.602	1
FIRST FED	FFBI	0	7.074	31.821	30.563	26.201	0
FIRST FED	FFSX	13.894	28.24	47.605	37.749	22.248	1
FIRST FED	FFNM	@NA	@NA	28.016	47.013	30.356	0
FIRST FED	FFBH	21.656	26.413	26.319	18.912	24.329	1
FIRST FED	FFFS	@NA	@NA	@NA	0	0	0
FIRST FIN.	THFF	30.099	31.189	32.282	29.571	35.877	1
FIRST FIN.	4069B	0	0	0	0	0	0
FIRST FIN.	FF	@NA	@NA	@NA	@NA	@NA	0
FIRST FIN.	FFCH	33.501	37.515	36.713	32.378	35.941	1
FIRST FIN.	FFKY	43.486	49.497	47.867	36.216	33.238	1
FIRST FIN	FFBC	50.812	47.922	65.575	56.959	70.137	1
FIRST FIN	FFIN	43.638	45.232	48.935	49.127	53.097	1
FIRST FRA	FFHS	35.082	33.128	42.197	45.872	35.278	1
FIRST HOI	FHN	41.525	48.91	34.969	35.06	34.534	1
FIRST HOI	FHRX	0	0	0	0	0	0
FIRST IND	FINB	28.734	28.388	39.867	47.007	406.366	1
FIRST IND	FR	119.264	136.143	119.914	314.817	674.649	1
FIRST INV	3FIFS	0	0	0	0	0	0
FIRST ISR	ISL	@NA	@NA	@NA	@NA	@NA	0
FIRST KEY	3FKYS	@NA	@NA	42.242	38.409	39.415	0
FIRST KEY	FKFS	19.101	26.672	28.045	26.926	29.135	1
FIRST LON	FLIC	21.198	22.473	22.598	22.598	25.121	1
FIRST M&I	FMFC	48.004	65.348	64.518	45.042	42.27	1
FIRST MAI	FMD	@NA	@NA	@NA	0	0	0
FIRST MAI	FMAR	21.665	9.844	0	0	0	0
FIRST MEI	FRME	51.126	51.83	50.2	50.402	60.154	1
FIRST MID	FMBI	38.985	40.208	39.465	37.225	39.71	1
FIRST MO	3FMFK	0	0	0	0	0	0
FIRST MU	FMSB	15.283	14.154	14.653	16.558	15.424	1
FIRST NAT	FBMT	@NA	0	0	0	0	0
FIRST NAT	3FNCB	@NA	@NA	36.209	35.29	37.826	0
FIRST NAT	FNLC	27.095	34.187	35.645	36.315	37.175	1

FIRST NIA	FNFG	20.07	35.985	42.333	35.051	40.738	1
FIRST NILI	FNFI	58.004	75.217	79.05	73.523	70.51	1
FIRST NLC	NLCF	@NA	@NA	@NA	@NA	@NA	0
FIRST NOI	3FNRN	0.122	0.119	0.131	0.227	0.213	1
FIRST PAC	FPTB	@NA	0	0	0	30.944	0
FIRST PHI	FPF	@NA	@NA	@NA	@NA	@NA	0
FIRST PLA	FPFC	@NA	44.042	73.868	43.185	39.612	0
FIRST PO	FPO	@NA	@NA	-7.735	-10.235	-13.99	0
FIRST REC	FRGB	0	0	0	0	0	0
FIRST REI	FRC	0	0	0	0	0	0
FIRST REI	FRPC	0	0	0	0	0	0
FIRST ROI	3FRFC	@NA	@NA	46.056	17.836	21.721	0
FIRST SOU	FSBK	34.105	39.983	33.208	30.971	29.16	1
FIRST SOU	3FSTH	58.587	-15.703	0	0	0	0
FIRST STA	FSNM	22.282	17.909	20.474	21.611	21.621	1
FIRST STA	FSTF	@NA	@NA	@NA	0	0	0
FIRST TR	FAM	@NA	@NA	@NA	@NA	@NA	0
FIRST TR	FFA	@NA	@NA	@NA	@NA	@NA	0
FIRST TR	FVD	@NA	@NA	@NA	@NA	@NA	0
FIRST TR/	FCT	@NA	@NA	@NA	@NA	@NA	0
FIRST TRU	FVL	@NA	@NA	@NA	@NA	@NA	0
FIRST TRU	FCM	@NA	@NA	@NA	@NA	@NA	0
FIRST TRU	FVI	@NA	@NA	@NA	@NA	@NA	0
FIRST UNI	FUR	410.539	0	0	0	0	0
FIRST UTI	FUNC	47.62	47.022	44.138	43.149	39.92	1
FIRST VIR	FVCCQ	0	0	0	0	0	0
FIRST WE	FWV	33.878	42.304	43.367	39.716	44.599	1
FIRSTBAN	FBMI	35.764	36.732	37.448	32.615	35.285	1
FIRSTBAN	FBNW	33.314	29.171	25.589	25.361	29.738	1
FIRSTBIN	3FBGO	@NA	0	0	0	0	0
FIRSTCIT	FCFC	0	0	0	0	0	0
FIRSTENE	FE	60.086	55.799	51.093	69.862	107.432	1
FIRSTFED	FFDB	62.01	56.903	78.487	404.478	204.218	1
FIRSTFED	FED	0	0	0	0	0	0
FIRSTMEI	FMER	54.722	47.73	65.357	54.196	71.262	1
FIRSTSER	FSRV	0	0	0	0	0	0
FIRSTWA	FSTW	0	0	0	0	0	0
FISCHER I	FIMG	0	0	0	0	0	0
FISCHER	3FWGO	0	0	0	0	0	0
FISERV IN	FISV	0	0	0	0	0	0
FISHER C	FSCI	49.152	27.937	-84.35	-71.113	0	0
FISHER S	FSH	0	0	0	0	0	0
FISHER S	FSH.R	@NA	@NA	@NA	@NA	@NA	0
FITZGERA	9823B	0	0	0	0	@NA	0
FIVE STAI	3FSPX	@NA	@NA	0	0	0	0
FIVE STAI	FVE	@NA	@NA	0	0	0	0
FLAG FIN	FLAG	153.504	45.962	39.439	-109.628	33.35	0
FLAGSTAI	FBC	12.675	16.849	6.063	8.483	10.635	1
FLAHERT	PFO	@NA	@NA	@NA	@NA	@NA	0
FLAHERT	PFD	@NA	@NA	@NA	@NA	@NA	0
FLAHERT	FLC	@NA	@NA	@NA	@NA	@NA	0

FLAHERT\	FFC	@NA	@NA	@NA	@NA	@NA	0
FLAMEL T	FLML	0	0	0	0	0	0
FLAMEMA	FAMEC	22.489	17.128	31.376	28.795	25.141	1
FLANDER!	FLDR	0	0	0	0	0	0
FLANIGAN	BDL	7.855	15.762	15.108	0	58.559	0
FLEETWO	FLE	29.891	-5.52	-5.051	0	0	0
FLEMING (	FLMIQ	-6.882	-2.545	12.978	@NA	@NA	0
FLEXIBLE	FSI	@NA	@NA	0	0	0	0
FLEXIINTE	FLXI	0	0	0	0	0	0
FLEXPOIN	3FLXT	0	@NA	@NA	0	0	0
FLEXSTEE	FLXS	31.385	27.85	69.025	56.113	39.32	1
FLEXTROI	FLEX	19.447	-0.043	0	0	0	0
FLIGHT S/	FLT	@NA	@NA	@NA	0	0	0
FLIR SYST	FLIR	0	0	0	0	0	0
FLOATING	FRB	@NA	@NA	@NA	@NA	@NA	0
FLOATING	FRA	@NA	@NA	@NA	@NA	@NA	0
FLORIDA I	FLA	8.916	14.143	-5.949	7.314	12.85	0
FLORIDA (	3FGMG	0	0	0	0	0	0
FLORIDA I	FPL1	101.736	126.524	98.233	157.183	97.544	1
FLORIDA I	FPC1	75.556	95.72	80.369	93.984	68.814	1
FLORIDA I	PGN3	67.958	149.272	93.753	131.789	67.946	1
FLORIDA I	FPU	57.457	62.32	70.361	81.259	92.82	1
FLORIDA I	FRK	14.191	13.223	13.572	15.297	20.879	1
FLORSHEI	FLSCQ	0	0	0	@NA	@NA	0
FLOW INT	FLOW	0	0	0	0	0	0
FLOWERS	FLO	692.981	-123.864	0	24.481	28.536	0
FLOWSER	FLS	173.869	0	0	0	0	0
FLUOR CC	FLR	58.253	76.1	39.849	30.29	29.137	1
FLUSHING	FFIC	23.149	27.508	25.601	26.059	22.382	1
FLYI INC	FLYI	0	0	0	0	0	0
FMC CORI	FMC	0	0	0	0	0	0
FMC TECH	FTI	160.523	173.638	0	0	0	0
FMS FINAI	FMCO	16.914	16.021	14.746	9.674	12.546	1
FNB CORI	FNBN	40.069	76.052	38.912	36.049	39.536	1
FNB FINAI	FNBF	47.952	44.155	35.937	35.55	33.74	1
FNX MININ	FNX	@NA	@NA	0	0	0	0
FOAMEX	8412B	2.105	3.625	-354.047	@NA	@NA	0
FOAMEX I	FMXI	0	0	0	0	0	0
FOCUS EN	FCSE	0	0	0	0	0	0
FOG CUTT	FCCG	0	0	0	0	83.052	0
FOMENTC	FMX	13.208	25.72	13.528	24.463	13.191	1
FONAR CC	FONR	0	0	0	0	0	0
FONECAS	3FCSHE	@NA	0	0	0	0	0
FONIX CO	3FNIX	0	0	0	0	0	0
FOOD TEC	VIFL	0	0	0	0	0	0
FOODARA	FSM	0	0	0	0	0	0
FOOT LOC	FL	0	0	0	2.469	10.048	0
FOOTHILL	FOOT	38.528	20.642	31.883	30.868	49.377	1
FOOTSTAI	FTSTQ	0	0	0	0	0	0
FORBES M	FMTI	0	0	0	0	0	0
FORD MO	F	31.501	50.714	-35.278	276.208	79.587	0

FORD MO	F.F	31.501	50.714	-35.278	276.208	79.587	0
FORD MO	F1	183.728	7.79	47.704	93.087	197.967	1
FORDING	FDG	80.525	79.19	34.038	-39.774	0	0
FOREST C	FCE.A	14.078	7.538	8.502	26.18	42.287	1
FOREST L	FRX	0	0	0	0	0	0
FOREST C	FST	0	0	0	0	0	0
FORGENT	FORG	0	0	0	0	0	0
FORMFAC	FORM	@NA	@NA	0	0	0	0
FORMULA	FORTY	0	0	0	0	0	0
FORREST	FORR	0	0	0	0	0	0
FORT DEA	FDI	@NA	@NA	@NA	@NA	@NA	0
FORTEL IN	FRTL	0	0	0	@NA	@NA	0
FORTUNE	FO	-16.68	-106.065	38.214	29.091	28.729	0
FORTUNE	3FDVI	0	0	0	0	0	0
FORTUNE	3FEMT	0	0	0	0	0	0
FORUM EI	3FRUEF	0	0	0	0	0	0
FORWARD	FWRD	0	0	0	0	0	0
FORWARD	FORD	0	0	0	0	0	0
FOSSIL IN	FOSL	0	0	0	0	0	0
FOSTER (I	FSTR	0	0	0	0	0	0
FOSTER V	3FWHLF	-15.305	24.746	-1.581	0	0	0
FOSTERS	FBRWY	@NA	@NA	65.499	61.954	84.348	0
FOUNDAT	FCL	@NA	@NA	@NA	@NA	0	0
FOUNDRY	FDRY	0	0	0	0	0	0
FOUNTAIN	FPB	0	0	0	0	0	0
FOUR SEA	FS	4.123	3.497	4.193	17.109	67.715	1
FOURTHS	3FOURQ	0	0	@NA	@NA	@NA	0
FOX ENTE	FOX	0	0	0	0	0	0
FOXBY CO	FXX	@NA	@NA	@NA	@NA	@NA	0
FOXHOLL	FOXH	@NA	@NA	@NA	0	0	0
FPB BANC	0735B	@NA	@NA	@NA	@NA	25.466	0
FPIC INSU	FPIC	0	0	0	0	0	0
FPL GROU	FPL	50.933	51.989	48.271	57.554	47.592	1
FRAGRAN	3FRGN	0	0	0	0	0	0
FRANCE T	FTE	0	0	0	0	0	0
FRANCHIS	3FCCN	@NA	@NA	@NA	0	0	0
FRANKFO	FKKY	80.606	84.44	83.173	105.2	106.16	1
FRANKFO	FFTIQ	0	0	0	0	@NA	0
FRANKLIN	FBTX	@NA	@NA	@NA	0	0	0
FRANKLIN	FC	0	0	0	0	0	0
FRANKLIN	FELE	15.814	21.079	18.866	17.094	17.245	1
FRANKLIN	FEP	0	0	0	0	0	0
FRANKLIN	3FRAF	59.382	42.181	41.956	57.312	46.866	1
FRANKLIN	FMNJ	0	0	0	@NA	@NA	0
FRANKLIN	FMI	@NA	@NA	@NA	@NA	@NA	0
FRANKLIN	BEN	13.006	10.464	13.544	16.885	15.079	1
FRANKLIN	FTF	@NA	@NA	@NA	@NA	@NA	0
FRANKLIN	FT	@NA	@NA	@NA	@NA	@NA	0
FRANKS N	FNCNQ	0	0	0	0	0	0
FRAWLEY	FRWL	0	0	0	0	0	0
FREDS IN	FRED	22.388	16.223	12.782	10.948	9.273	1

FREEPRT	FCX	0	0	0	0	24.576	0
FREESCA	FSL.B	@NA	@NA	@NA	0	0	0
FREESTA	3FSRT	@NA	0	@NA	0	0	0
FREIGHTC	RAIL	@NA	@NA	@NA	@NA	0	0
FREMONT	FMT	-53.773	-3.187	13.296	5.728	6.043	0
FREQUEN	FEI	49.555	29.359	120.827	-18.781	1,037.04	0
FRESENIU	FMS	-19.475	24.277	106.177	25.574	32.714	0
FRESH BF	FRSH	25.784	27.057	24.007	23.058	-382.03	0
FRESH CH	SALDQ	0	0	0	0	0	0
FRESH DE	FDP	0	0	0	5.514	11.263	0
FRIEDE G	FGHLQ	0	0	0	0	@NA	0
FRIEDMAN	FRD	54.487	41.359	88.617	47.626	29.85	1
FRIEDMAN	FRDMQ	3.306	4.217	8.006	5.922	@NA	0
FRIEDMN	FBR	0	0	0	0	96.701	0
FRIENDLY	FRN	0	0	0	0	0	0
FRIENDLY	3FDWY	0	0	0	0	0	0
FRISBY TE	FRIZQ	0	0	0	@NA	@NA	0
FRISCH'S	FRS	28.856	24.996	21.666	18.143	19.945	1
FRMO CO	3FRMO	@NA	@NA	@NA	0	0	0
FRONTIEF	FRNT	0	0	0	0	0	0
FRONTIEF	FTBK	17.054	33.093	44.912	33.168	33.204	1
FRONTIEF	FTO	0	0	3.691	503.016	162.098	0
FRONTLIN	FLCGQ	0	0	0	0	@NA	0
FRONTLIN	FRO	0	0	0	266.55	76.284	0
FROZEN F	FFEX	-12.135	0	0	0	0	0
FSI INTL I	FSII	0	0	0	0	0	0
FST OAK E	FOBB	24.616	25.45	21.285	32.978	25.75	1
FTD GRO	FTD	@NA	@NA	@NA	@NA	0	0
FTD INC	0628B	@NA	0	0	0	0	0
FTI CONS	FCN	0	0	0	0	0	0
FTS GRO	3FLIP	@NA	@NA	0	0	0	0
FUEL-TEC	FTEK	0	0	0	0	0	0
FUELCELL	FCEL	0	0	0	0	0	0
FUELNATI	FLNA	0	0	0	0	0	0
FUJI HEA	FUJHY	16.339	28.257	22.105	19.977	17.713	1
FUJI PHO	FUJIY	13.638	9.82	15.817	26.444	1.653	1
FUJITSU L	FJTSY	44.723	230.512	-3.88	-4.1	0	0
FULL HOU	3FHRI	0	0	0	0	0	0
FULLCIRC	3FLCR	@NA	@NA	0	0	0	0
FULLER (H	FUL	25.943	23.981	26.923	44.041	33.305	1
FULTON B	3FULB	@NA	28.912	31.494	29.075	62.289	0
FULTON F	FULT	41.65	42.666	47.541	45.203	48.33	1
FUNDTEC	FNDT	0	0	0	0	0	0
FURNITUF	FBN	0	0	0	0	0	0
FUSION TI	FSN	@NA	@NA	@NA	0	0	0
FUTURELI	FTRLQ	0	0	@NA	@NA	@NA	0
FUTUREM	FMDAY	0	0	0	0	0	0
FX ENERG	FXEN	0	0	0	0	0	0
G B & T B	GBTB	23.195	26.004	34.207	24.449	26.964	1
G WILLI-F	WILCF	0	0	0	0	0	0
G&K SER	GKSRA	3.878	3.798	4.262	3.776	4.319	1

G-III APPA	GIII	0	0	0	0	0	0
GABELLI A	GBL	12.134	0	0	0	0	0
GABELLI C	GCV	@NA	@NA	@NA	@NA	@NA	0
GABELLI D	GDV	@NA	@NA	@NA	@NA	@NA	0
GABELLI E	GAB	@NA	@NA	@NA	@NA	@NA	0
GABELLI C	GGN	@NA	@NA	@NA	@NA	@NA	0
GABELLI C	GGT	@NA	@NA	@NA	@NA	@NA	0
GABELLI C	GLU	@NA	@NA	@NA	@NA	@NA	0
GABELLI U	GUT	@NA	@NA	@NA	@NA	@NA	0
GABLES R	GBP	126.276	90.153	101.961	128.448	411.137	1
GABRIEL T	3GWLK	0	0	0	0	0	0
GADZOOK	GADZQ	0	0	0	0	0	0
GADZOOX	ZOOXQ	0	0	0	@NA	@NA	0
GAIAM INC	GAIA	0	0	0	0	0	0
GAINSCO	3GNAC	20.843	-7.25	0	0	0	0
GALAXY N	GXY	0	0	0	0	0	0
GALEY & L	3GYLDQ	0	0	0	0	0	0
GALLAHEI	GLH	61.019	58.568	70.277	70.196	78.138	1
GALLERY	HIST	0	0	0	0	0	0
GALTECH	3GTSME	0	0	0	0	0	0
GAMEHAF	0406B	@NA	@NA	0	0	@NA	0
GAMESTC	GME.B	0	0	0	0	0	0
GAMETEC	GMTC	0	0	0	0	0	0
GAMING &	3GMEI	0	0	0	0	0	0
GAMING P	GPIC	0	0	0	0	0	0
GAMMON	GRS	@NA	@NA	0	0	0	0
GANDER M	GMTN	@NA	@NA	@NA	0	0	0
GANNETT	GCI	24.884	23.48	28.67	21.654	21.832	1
GAP INC	GPS	6.71	8.606	-987.043	16.41	7.67	0
GARDENB	3GBUR	0	0	0	0	0	0
GARDNER	GDI	0	0	0	0	0	0
GARMIN L	GRMN	11.735	27.402	0	0	0	0
GARTNER	IT	141.627	0	0	0	0	0
GARUDA C	3GRUA	@NA	0	0	0	0	0
GASCO EN	GSX	@NA	0	0	0	0	0
GATEWAY	3GNRGE	@NA	0	0	0	0	0
GATEWAY	GBTS	@NA	0	0	0	0	0
GATEWAY	GTW	0	0	0	0	0	0
GATX CAP	GMT3	47.271	0	164.626	27.538	50.045	0
GATX COP	GMT	35.889	186.364	812.162	216.263	81.771	1
GAYLORD	GET	7.534	0	0	0	0	0
GB HOLDI	GBHD	0	0	0	0	0	0
GEAC COI	GEAC	0	0	0	0	0	0
GEERLINC	GEER	0	0	0	0	@NA	0
GEHL CO	GEHL	0	0	0	0	0	0
GELSTAT	3GSAC	0	0	0	0	0	0
GEMPLUS	GEMP	0	0	0	0	0	0
GEMSTAR	GMST	0	0	0	0	0	0
GEN-PROI	GPRO	@NA	@NA	0	0	0	0
GENAERA	GENR	0	0	0	0	0	0
GENAISSA	GNSC	0	0	0	0	0	0

GENCOR I	3GNCI	@NA	0	0	0	0	0
GENCORF	GY	43.478	9.091	3.906	16.667	22.727	1
GENE LOC	GLGC	0	0	0	0	0	0
GENELAB	GNLB	0	0	0	0	0	0
GENEMAX	3GMXX	@NA	@NA	@NA	0	0	0
GENENCC	GCOR	0	0	0	0	0	0
GENENTE	DNA	0	0	0	0	0	0
GENER8X	3GNXE	0	0	0	0	0	0
GENERAL	GAM	@NA	@NA	@NA	@NA	@NA	0
GENERAL	GNRL	0	0	0	0	0	0
GENERAL	GBND	-8.323	0	0	0	0	0
GENERAL	BGC	21.637	-25.379	17.6	0	0	0
GENERAL	GNMP	20.802	0	0	0	@NA	0
GENERAL	GNCMA	0	0	0	0	0	0
GENERAL	GNIZQ	0	0	@NA	@NA	@NA	0
GENERAL	GNRD	0	0	@NA	@NA	0	0
GENERAL	3GNDV	0	0	0	0	0	0
GENERAL	GD	17.727	22.752	23.754	22.835	25.376	1
GENERAL	GE1	37.552	38.578	34.147	31.328	62.267	1
GENERAL	GE2	37.483	35.08	35.094	42.465	44.305	1
GENERAL	GE	44.658	44.342	46.397	48.014	49.772	1
GENERAL	GE.F	44.658	44.342	46.397	48.014	49.772	1
GENERAL	JOB	7.306	60.269	0	0	0	0
GENERAL	GGP	100.15	94.612	152.71	91.662	62.917	1
GENERAL	3GKIN	0	0	0	0	0	0
GENERAL	GMR	0	0	0	0	0	0
GENERAL	9889B	0	0	0	0	@NA	0
GENERAL	GIS	53.369	46.82	77.657	44.275	39.052	1
GENERAL	GM1	4.911	85.981	0	21.39	35.804	0
GENERAL	GM	24.446	32.702	122.053	61.963	39.168	1
GENERAL	GM.F	24.446	32.702	122.053	61.963	39.168	1
GENEREX	GNBT	0	0	0	0	0	0
GENESCC	GCO	0	0	0	0	0	0
GENESEE	GWR	0	0	0	0	0	0
GENESEE	3GENBB	-198.861	-1,233.46	@NA	@NA	@NA	0
GENESIS	GBI	0	0	0	0	0	0
GENESIS	GEL	752.916	11,048.07	-15.969	34.564	-315.274	0
GENESIS	GFNL	@NA	@NA	@NA	0	0	0
GENESIS	GHCI	@NA	@NA	@NA	0	0	0
GENESIS	GNSS	0	0	0	0	0	0
GENESIS	GWOW	-83.26	0	@NA	@NA	@NA	0
GENESYS	GNSY	0	0	0	0	0	0
GENEVA F	GNVN	0	0	0	0	0	0
GENITOPE	GTOP	@NA	@NA	0	0	0	0
GENLYTE	GLYT	0	0	0	0	0	0
GENSYM (	3GNSM	0	0	0	0	0	0
GENTA IN	GNTA	0	0	0	0	0	0
GENTEK II	GETI	11.296	9.962	-2.211	0	0	0
GENTEX C	GNTX	0	0	0	0	21.602	0
GENTIVA I	GTIV	0	0	0	-871.443	0	0
GENUINE	GPC	49.221	49.946	66.277	55.046	58.062	1

GENUS IN	GGNS	0	0	0	0	0	0
GENVEC I	GNVC	0	0	0	0	0	0
GENWOR	GNW	@NA	@NA	@NA	@NA	326.935	0
GENZYME	GENZ	0	0	0	0	0	0
GEO GRO	GGI	0	0	0	0	0	0
GEO PETF	3GOPLE	0	0	0	@NA	@NA	0
GEO SPE(	0249B	@NA	0	0	0	@NA	0
GEOGLOB	GGR	@NA	@NA	0	0	0	0
GEOKINET	3GOKN	0	0	0	0	0	0
GEOLOGI	GEOL	@NA	@NA	@NA	@NA	@NA	0
GEOPHAR	GORX	0	0	0	0	0	0
GEORESC	GEOI	0	0	0	0	0	0
GEORGIA	3GABA	@NA	@NA	0	0	0	0
GEORGIA	3GBFP	@NA	@NA	0.197	0	0	0
GEORGIA	3GECR	@NA	0	0	0	0	0
GEORGIA	GGC	22.954	15.664	-84.265	32.919	83.185	0
GEORGIA	SO2	100.299	98.245	86.432	87.901	89.727	1
GEORGIA-	GP	12.011	24.781	-36.765	-62.105	55.752	0
GEOWORI	GWRX	0	0	0	0	0	0
GERBER S	GRB	27.397	-29.774	0	0	0	0
GERDAU A	GNA	46.663	80.358	0	20.769	0	0
GERDAU S	GGB	0	0	0	0	0	0
GERMAN A	GABC	50.635	98.544	62.754	64.986	73.262	1
GERMANY	GER	@NA	@NA	@NA	@NA	@NA	0
GERON C(	GERN	0	0	0	0	0	0
GETTY IM	GYI	0	0	0	0	0	0
GETTY RE	GTY	54.886	128.359	142.545	114.796	110.837	1
GEVITY HI	GVHR	0	0	@NA	@NA	@NA	0
GEXA COF	GEXA	@NC	@NC	0	0	0	0
GFI GROU	GFIG	@NA	@NA	@NA	36.956	0	0
GFSB BAN	GUPB	29.331	22.115	22.53	26.629	28.225	1
GFSI INC	9836B	0	0	0	0	5.67	0
GIANT GR	GGLT	0	0	0	0	0	0
GIANT IND	GI	0	0	0	0	0	0
GIANT MO	3GMOS	@NA	@NA	@NA	@NA	0	0
GIBRALTA	ROCK	6.27	5.939	13.58	10.338	10.99	1
GIBRALTA	PACK	0	0	0	0	0	0
GIFT LIQU	3GFTL	@NA	@NA	@NA	348.387	0	0
GIGA-TRO	GIGA	0	0	0	0	0	0
GIGAMEDI	GIGM	@NA	0	0	0	0	0
GILAT SAT	GILTF	0	0	0	0	0	0
GILDAN A(	GIL	0	0	0	0	0	0
GILEAD S(	GILD	0	0	0	0	0	0
GILLETTE	G	51.115	83.659	75.385	56.658	48	1
GILMAN &	GTAX	0	0	0	0	0	0
GIVEMEP(	3GMPW	@NA	@NA	@NA	0	0	0
GIVEN IM/	GIVN	0	0	0	0	0	0
GL ENERG	3GEEX	0	0	0	0	0	0
GLACIER I	GBCI	49.889	48.218	45.714	35.59	38.342	1
GLACIER \	HOO	0	0	0	0	0	0
GLADSTO	GLAD	@NA	@NA	@NA	107.05	100.072	0

GLADSTO	GOOD	@NA	@NA	@NA	@NA	-31.535	0
GLAMIS G	GLG	0	0	0	0	0	0
GLASSMA	3GLMA	0	0	0	0	0	0
GLASSTE(	0180B	@NA	0	0	@NA	@NA	0
GLATFELT	GLT	71.305	67.411	428.672	81.04	178.523	1
GLAXOSM	GSK	74.047	50.481	77.019	59.923	52.944	1
GLEN BUF	GLBZ	31.28	32.703	43.362	28.246	29.542	1
GLENAYR	GEMS	0	0	0	0	0	0
GLENBOR	GLB	277.874	272.742	249.149	314.822	-1,062.80	0
GLENCAIF	GLE	0	0	0	0	0	0
GLIMCHEF	GRT	227.712	241.852	166.722	1,239.69	452.396	1
GLOBAL A	3GAXC	@NA	@NA	0	0	0	0
GLOBAL C	GCA	@NA	@NA	@NA	@NA	@NA	0
GLOBAL C	3GBCS	0	0	0	0	0	0
GLOBAL C	GLBC	0	0	@NA	0	0	0
GLOBAL D	3GDVI	0	0	0	0	0	0
GLOBAL E	3GENGE	@NA	0	0	0	0	0
GLOBAL E	3GAMM	0	0	0	0	0	0
GLOBAL E	GEPT	0	0	0	0	0	0
GLOBAL H	GHI	@NA	@NA	@NA	@NA	@NA	0
GLOBAL IN	GISX	0	0	0	0	0	0
GLOBAL IN	GIF	@NA	@NA	@NA	@NA	@NA	0
GLOBAL IN	GLBL	0	0	0	0	0	0
GLOBAL L	GBTI	0	0	0	@NA	@NA	0
GLOBAL M	3GBMSE	0	0	0	0	0	0
GLOBAL M	3GMTHE	0	0	0	0	0	0
GLOBAL M	3GLOB	0	0	0	0	0	0
GLOBAL P	GPTX	0	0	0	0	0	0
GLOBAL P	GPN	0	6.164	14.702	11.103	9.657	0
GLOBAL P	GBLP	@NA	@NA	@NA	@NC	@NC	0
GLOBAL P	GEG	0	0	0	0	0	0
GLOBAL R	3GRSU	@NA	@NA	0	0	@NC	0
GLOBAL S	GSFT	0	0	0	0	@NA	0
GLOBAL S	GSL	@NA	@NA	@NA	@NA	0	0
GLOBAL S	GSOL	136.248	0	0	0	0	0
GLOBAL-T	GAI	0	595.702	0	0	0	0
GLOBALNI	3GLBTE	@NA	@NA	0	0	0	0
GLOBALS/	GSF	0	0	3.823	10.939	31.685	0
GLOBALS(	3GSCP	@NA	0	0	0	0	0
GLOBECO	GCOM	0	0	0	0	0	0
GLOBETE(	3GTVCF	0	0	0	0	0	0
GLOBETR.	3GBTR	@NA	@NA	@NA	0	0	0
GLOBIX C(	GEX	0	0	0	0	0	0
GLOWPOI	GLOW	0	0	0	0	0	0
GLYCOGE	GLGS	0	0	0	0	0	0
GMH COM	GCT	@NA	@NA	@NA	1,738.17	-278.019	0
GMX RES(	GMXR	0	0	0	0	0	0
GNC CORI	GNC	@NA	@NA	@NA	@NA	@NA	0
GO ONLIN	GONT	@NA	@NA	0	0	0	0
GOAMERI(	GOAM	0	0	0	0	0	0
GOHEALT	3GOMDE	0	0	0	0	0	0

GOL INTEI	GOL	@NA	@NA	@NA	0	15.105	0
GOLAR LN	GLNG	@NA	0	0	0	0	0
GOLD BAN	GLDB	14.016	-57.611	11.621	10.726	14.389	0
GOLD FIEI	GFI	10.798	13.924	-53.607	20.066	56.603	0
GOLD KIS	2766B	@NA	@NA	0	@NA	@NA	0
GOLD KIS	GKIS	@NA	@NA	@NA	@NA	0	0
GOLD RES	GRZ	0	0	0	0	0	0
GOLD STA	3GSDD	0	0	0	0	0	0
GOLDCOR	GG	0	0	0	0	50.753	0
GOLDCOR	GG.P	@NA	@NA	@NA	@NA	@NA	0
GOLDEN (	GCGC	0	0	0	0	0	0
GOLDEN E	3MYNG	0	0	0	0	0	0
GOLDEN E	GLDC	234.755	109.63	114.561	-157.79	-3,226.09	0
GOLDEN (	3GGOSF	0	0	0	0	0	0
GOLDEN (	0360B	@NA	0	0	@NA	@NA	0
GOLDEN F	3GPTC	0	0	0	0	0	0
GOLDEN F	3GPXM	0	0	0	0	0	0
GOLDEN S	3GSML	@NA	@NA	0	0	0	0
GOLDEN S	GSS	0	0	0	0	0	0
GOLDEN T	GLDN	0	0	0	0	0	0
GOLDEN \	GDW	6.647	6.391	5.019	4.878	4.896	1
GOLDFIEL	GV	0	0	0	0	0	0
GOLDMAN	GS	3.951	7.075	10	10.785	11.647	1
GOLDTEC	3GMNC	0	0	0	0	0	0
GOLF ROU	3TEEE	0	0	0	0	0	0
GOLF TRU	GTA	152.244	-42.302	@NA	@NA	@NA	0
GOLFSMIT	0470B	@NA	@NA	@NA	-53.877	0	0
GOOD TIM	GTIM	0	0	0	0	0	0
GOODRIC	GR	59.847	40.342	64.217	55.636	244.416	1
GOODRIC	GDP	0	0	0	0	0	0
GOODYEA	GT	77.769	467.494	-79.813	-7.216	0	0
GOODYS I	GDYS	0	0	0	0	11.132	0
GOOGLE I	GOOG	@NA	@NA	@NA	0	0	0
GORAN C	GNCN	0	0	0	0	@NA	0
GOREMOT	GRIC	0	0	0	0	0	0
GORMAN-	GRC	39.385	38.576	37.539	62.108	59.354	1
GOTTSCH	GOT	0	0	0	0	0	0
GOURMET	GOUG	@NA	@NA	0	0	0	0
GOUVERN	GOV	0	34.759	32.115	27.484	42.568	0
GOVERNM	GPP	@NA	@NA	0	0	0	0
GP STRAT	GPX	0	0	0	0	0	0
GRACE (W	GRA	0	0	0	0	0	0
GRACO IN	GGG	16.136	16.467	19.491	19.024	140.273	1
GRAFTEC	GTI	0	0	0	0	0	0
GRAHAM (	GHM	0	0	0	190.977	-30.561	0
GRAHAM I	0250B	@NA	0	0	0	0	0
GRAINGEI	GWW	32.544	32.588	37.498	28.225	29.643	1
GRAMERC	GKK	@NA	@NA	@NA	@NA	@NA	0
GRAND TC	GRIN	0	0	0	0	0	0
GRANDET	GTTIF	0	0	0	@NA	@NA	0
GRANITE I	3GBTVK	0	0	0	0	0	0

GRANITE (	GCFB	0	0	0	0	0	0
GRANITE (	GVA	20.553	20.559	26.033	26.823	27.461	1
GRANT GE	3542B	0	0	0	0	@NA	0
GRANT PF	GRP	0	0	0	0	0	0
GRAPHIC	GPK	0	0	0	0	0	0
GRAPHON	3GOJO	0	0	0	0	0	0
GRAVITAS	GVTS	0	0	0	0	@NA	0
GRAY TEL	GTN	-14.02	-13.214	-8.964	27.039	30.614	0
GRAYBAR	1737B	17.697	26.033	36.513	109.553	140.222	1
GREAT AN	3GTPS	82.919	46.897	33.805	19.328	22.857	1
GREAT AN	GFR	6.614	7.792	9.836	12.684	9.457	1
GREAT AT	GAP	108.284	-45.895	0	0	0	0
GREAT BA	GBN	0	0	0	0	0	0
GREAT LA	3GLUX	0	0	0	0	0	0
GREAT LA	0182B	0	0	0	0	@NA	0
GREAT LA	GLK	13.109	13.071	-5.492	34.81	-54.277	0
GREAT LA	0251B	@NA	0	0	0	0	0
GREAT NC	GNI	97.819	94.523	104.082	105.717	97.813	1
GREAT PE	PEDE	81.573	84.379	77.332	63.508	62.766	1
GREAT PL	GXP	131.425	80.867	-246.313	82.936	75.596	0
GREAT SC	GSBC	27.981	23.336	18.371	20.55	21.06	1
GREAT W	WOLF	@NA	@NA	@NA	@NA	-56.648	0
GREAT-WI	GWL	@NA	@NA	@NA	@NA	@NA	0
GREAT-WI	GWL.1	@NA	51.776	97.347	60.159	23.807	0
GREATER	GAFC	0	0	0	0	0	0
GREATER	GBBK	21.756	27.964	27.899	20.932	32.755	1
GREATER	GCH	@NA	@NA	@NA	@NA	@NA	0
GREATER	GFLS	37.895	38.178	35.789	35.658	45.159	1
GREATER	ALLB	52.261	41.809	52.285	121.59	57.308	1
GREEN M	3GMCI	0	0	0	0	0	0
GREEN M	GMP	96.243	-982.623	28.554	29.18	36.697	0
GREEN M	GMCR	0	0	0	0	0	0
GREEN P	GPEH	@NA	0	0	0	@NA	0
GREENBR	GBX	27.225	35.753	454.513	-20.341	0	0
GREENE (	GCBS	@NA	68.221	40.528	40.314	41.203	0
GREENE (	GCBC	0	0	51.151	29.099	26.815	0
GREENFIE	SRVY	@NA	@NA	@NA	0	0	0
GREENHIL	GHL	@NA	@NA	@NA	0	0	0
GREENLA	3GRLC	@NA	@NA	0	0	0	0
GREENMA	GRN	0	0	0	0	0	0
GREENS V	3GRWW	@NA	0	0	0	0	0
GREENVIL	GVBK	@NA	0	0	0	0	0
GREIF INC	GEF	27.865	19.288	17.075	50.654	334.981	1
GREM US/	3GRMU	0	0	0	0	0	0
GREY GLC	GREY	78.484	25.793	-21.975	30.77	18.634	0
GREY WO	GW	0	0	0	0	0	0
GREYHOL	0447B	0	0	0	0	0	0
GRIFFIN L	GRIF	0	0	0	0	0	0
GRIFFON	GFF	0	0	0	0	0	0
GRILL COI	GRILE	0	0	0	0	0	0
GROEN BI	3GNBA	0	0	0	0	0	0

GROUP 1	GPI	0	0	0	0	0	0
GROUPE I	DA	30.498	32.455	203.031	21.434	35.042	1
GRUBB &	3GBEL	0	0	0	0	0	0
GRUMA S	GMK	0	0	0	0	59.595	0
GRUPO AI	ASR	@NA	@NA	0	203.315	53.027	0
GRUPO C	SAB	0	0	0	0	0	0
GRUPO EI	EKT	150.707	12.47	13.817	37.312	16.485	1
GRUPO FI	GGAL	@NA	@NA	@NA	0	0	0
GRUPO IM	IMY	9.198	0	10.562	14.379	45.383	0
GRUPO IN	MSK	47.198	31.468	214.006	31.416	66.563	1
GRUPO IU	CEL	0	0	0	0	0	0
GRUPO R	RC	0	20.427	707.415	0	-22.96	0
GRUPO SI	SIM	0	0	@NA	0	0	0
GRUPO TI	TV	0	0	0	0	0	0
GRUPO TI	TMM	0	0	0	0	0	0
GS FINAN	GSLA	61.527	63.849	34.694	40.952	68.307	1
GSE SYST	GVP	0	0	0	0	0	0
GSI COMM	GSIC	0	0	0	0	0	0
GSI GROU	0252B	@NA	35.828	109.867	81.931	-19.384	0
GSI LUMO	GSLI	0	0	0	0	0	0
GSI TECH	GSIT	@NA	@NA	@NA	@NA	@NA	0
GSOCIET	GSOC	@NA	0	0	@NA	@NA	0
GST TELE	3GSTXQ	0	@NA	@NA	@NA	@NA	0
GSV INC	3GSVI	0	0	0	0	0	0
GT GROU	GTTLQ	0	0	0	@NA	@NA	0
GTC BIOT	GTCB	0	0	0	0	0	0
GTC TELE	3GTCC	0	0	0	0	0	0
GTDATA C	3GTDN	0	0	0	0	0	0
GTECH H	GTK	0	0	0	0	16.473	0
GTSI COR	GTSI	0	0	0	0	0	0
GTX INC	GTXI	@NA	@NA	0	0	0	0
GUANGSH	GSH	98.223	105.726	81.267	77.826	84.718	1
GUARANT	GNTY	24.6	30.662	25.562	21.727	28.122	1
GUARANT	GFED	53.752	59.527	59.882	60.451	46.704	1
GUARDIA	9774B	@NA	@NA	@NA	@NA	@NA	0
GUARDIA	3GDTIE	0	0	0	0	0	0
GUCCI GR	GUCG	7.15	13.362	136.063	22.363	28.578	1
GUESS IN	GES	0	0	0	0	0	0
GUIDANT	GDT	0	0	0	0	17.321	0
GUILFORI	GLFD	0	0	0	0	0	0
GUITAR C	GTRC	0	0	0	0	0	0
GULF ISL	GIFI	0	0	0	0	0	0
GULF POV	SO3	114.223	113.805	91.477	97.709	101.724	1
GULFMAR	GMRK	0	0	0	0	0	0
GULFPOR	3GPOR	0	0	0	0	0	0
GULFWES	3GULF	0	0	0	0	0	0
GUNTHER	SORT	0	0	0	0	@NA	0
GURUNET	GRU	@NA	@NA	@NA	0	0	0
GVI SECU	3GVIS	0	0	0	0	0	0
GYMBORE	GYMB	0	0	0	0	0	0
GYRODYN	GYRO	0	0	0	0	0	0

H & Q HEA	HQH	@NA	@NA	@NA	@NA	@NA	0
H & Q LIFE	HQL	@NA	@NA	@NA	@NA	@NA	0
H E R C PI	HERC	0	0	0	0	0	0
H&E EQUI	0437B	@NA	@NA	0	0	0	0
HA2003 IN	HMLOQ	0	0	@NA	@NA	@NA	0
HABERSH	HABC	29.932	21.407	11.771	18.924	145.772	1
HAEMONE	HAE	0	0	0	0	0	0
HAGGAR (	HGGR	15.535	13.596	-15.075	16.299	12.977	0
HAIN CELE	HAIN	0	0	0	0	0	0
HALIFAX (	HX	0	0	0	0	0	0
HALLADOI	3HPCO	0	0	0	0	0	0
HALLIBUR	HAL	74.161	117.553	39.02	-63.295	64.602	0
HALLMARI	HAF.EC	0	0	0	0	0	0
HALLWOC	HWG	0	0	0	0	0	0
HALOZYM	HTI	@NA	@NA	@NA	@NA	0	0
HAMMONS	JQH	0	0	0	0	0	0
HAMPSHIF	HAMP	0	0	0	0	0	0
HAMPTON	HCNP	0	0	0	0	0	0
HANAROT	HANA	0	0	0	0	0	0
HANCOCK	JHFT	@NA	@NA	@NA	@NA	@NA	0
HANCOCK	JHS	@NA	@NA	@NA	@NA	@NA	0
HANCOCK	HKF	90.684	16.242	19.36	30.763	42.891	1
HANCOCK	HBHC	34.866	36.962	32.153	26.288	25.896	1
HANCOCK	BTO	@NA	@NA	@NA	@NA	@NA	0
HANCOCK	PGD	@NA	@NA	@NA	@NA	@NA	0
HANCOCK	PPF	@NA	@NA	@NA	@NA	@NA	0
HANCOCK	PDF	@NA	@NA	@NA	@NA	@NA	0
HANCOCK	PDT	@NA	@NA	@NA	@NA	@NA	0
HANCOCK	DIV	@NA	@NA	@NA	@NA	@NA	0
HANCOCK	HPS	@NA	@NA	@NA	@NA	@NA	0
HANCOCK	HPI	@NA	@NA	@NA	@NA	@NA	0
HANCOCK	HPF	@NA	@NA	@NA	@NA	@NA	0
HANCOCK	HTD	@NA	@NA	@NA	@NA	@NA	0
HANDLEM	HDL	0	0	0	0	15.005	0
HANDY HA	3191B	0	0	0	0	0	0
HANGER (	HGR	0	0	0	0	0	0
HANMI FIN	HAFC	0.017	0.019	0.042	0.041	29.334	1
HANOVER	HCM	-23.078	108.421	109.216	87.232	103.433	0
HANOVER	HC	0	0	0	0	0	0
HANOVER	HNVD	0	0	0	0	0	0
HANOVER	HNFSA	10.086	12.462	13.043	6.58	6.333	1
HANOVER	HVGO	0	0	0	0	0	0
HANSEN N	HANS	0	0	0	0	0	0
HANSON F	HAN	17.948	39.434	36.908	60.566	67.204	1
HARBIN EI	3HRBN	@NA	@NA	@NA	@NA	@NA	0
HARBOR F	HARB	38.121	38.128	37.187	31.261	30.748	1
HARBOR (	3HRBGF	@NA	@NA	0	0	0	0
HARD RO(	9865B	0	0	0	0	0	0
HARDINGE	HDNG	86.774	65.082	-21.15	43.4	-1.577	0
HARKEN E	HEC	0	0	0	0	0	0
HARLAND	JH	21.526	29.686	22.394	16.74	17.575	1

HARLEY-D	HDI	10.103	8.649	8.093	7.145	7.752	1
HARLEYS'	HGIC	35.458	32.58	39.091	40.56	-42.22	0
HARLEYS'	HNBC	37.983	40.736	41.266	40.936	44.055	1
HARLEYS'	HARL	23.132	25.719	27.305	27.475	32.608	1
HARMAN I	HAR	30.615	4.728	9.956	5.611	3.065	1
HARMONI	HLIT	0	0	0	0	0	0
HARMONY	HMY	44.366	20.962	128.004	7.083	151.955	1
HAROLDS	HLD	0	0	0	0	0	0
HARRAHS	HET	0	0	0	0	0	0
HARRELL	HLTLA	0	0	0	0	0	0
HARRING	HWFG	@NA	38.164	9.285	8.424	15.203	0
HARRIS &	TINY	0	0	0	0	0	0
HARRIS C	HRS	153.307	119.6	62.15	15.981	35.63	1
HARRIS IN	HPOL	0	0	0	0	0	0
HARSCO (	HSC	40.738	38.976	53.962	46.297	49.753	1
HARTCOU	3HRCT	0	0	0	0	0	0
HARTE HA	HHS	7.647	8.226	9.489	10.082	12.155	1
HARTFOR	HIG	24.246	21.971	44.08	26.2	-329.67	0
HARTFOR	HSF	@NA	@NA	@NA	@NA	@NA	0
HARTFOR	9627A	0	37.988	0	0	27.955	0
HARTMAR	HMX	0	0	0	0	0	0
HARVARD	HBIO	0	0	0	0	0	0
HARVARD	VGENQ	0	0	@NA	@NA	@NA	0
HARVEST	HNR	0	0	0	0	0	0
HARVEY E	HRVE	0	0	0	0	0	0
HASBRO I	HAS	24.684	-24.95	34.087	27.683	11.954	0
HASTINGS	HAST	0	0	0	0	0	0
HASTINGS	HGMG	77.37	-48.148	0	0	@NA	0
HATTERAS	HAT	@NA	@NA	@NA	@NA	@NA	0
HAUPPAU	HAUP	0	0	0	0	0	0
HAUSER I	HAUSQ	0	0	0	@NA	@NA	0
HAVAS -A	HAVS	74.079	101.485	-35.854	-22.385	-9.2	0
HAVERTY	HVT	15.252	14.897	19.221	19.264	20.905	1
HAWAIIAN	HE1	74.25	78.503	41.12	48.936	73.144	1
HAWAIIAN	HE	85.956	150.017	77.211	76.077	78.377	1
HAWAIIAN	HA	0	0	0	0	0	0
HAWK CO	HWK	0	0	0	0	0	0
HAWKER I	HKRRF	0	0	0	0	0	0
HAWKINS	HWKN	30.745	39.227	43.411	40	63.943	1
HAYES LE	HAYZ	0	0	0	0	0	0
HAYNES I	HYNI	0	0	0	0	0	0
HCA INC	HCA	6.697	20.091	4.651	4.802	2.928	1
HCC INSU	HCC	38.741	19.715	48.505	15.002	16.636	1
HDFC BAN	HDB	20.239	16.421	23.681	21.917	22.153	1
HEAD N V	HED	0	59.713	100.329	-200.115	0	0
HEADWAT	HW	0	0	0	0	0	0
HEADWAY	HWCR	0	0	0	0	@NA	0
HEALTH C	HCP	112.686	138.295	171.632	167.841	174.219	1
HEALTH C	HCN	102.469	122.488	151.861	154.177	159.823	1
HEALTH E	3HEXS	0	0	0	0	0	0
HEALTH F	3HFIT	0	0	0	0	0	0

HEALTH G	3HGRD	0	0	0	0	0	0
HEALTH M	HMA	0	0	0	0	6.945	0
HEALTH N	HNT	0	0	0	0	0	0
HEALTH C	3HOMI	0	0	0	0	0	0
HEALTH S	3HESG	@NA	0	0	0	0	0
HEALTHA	HAXS	0	0	0	0	0	0
HEALTHC	HR	107.964	122.467	128.37	155.481	150.703	1
HEALTHC	HCSG	0	0	0	0	13.702	0
HEALTHC	HCTL	0	0	0	0	0	0
HEALTHCI	HCENQ	0	0	@NA	@NA	@NA	0
HEALTHE	CARE	@NA	@NA	@NA	@NA	@NA	0
HEALTHE	HETC	@NA	0	0	0	0	0
HEALTHE	HLEX	0	0	0	0	0	0
HEALTHG	3HGAT	0	0	0	0	0	0
HEALTHS	3HLSH	0	0	0	@NA	@NA	0
HEALTHS	HSTM	0	0	0	0	0	0
HEALTHTI	HTAC	0	0	0	0	@NA	0
HEALTHTI	HTRN	0	0	0	0	0	0
HEARST-A	HTV	0	0	0	0	0	0
HEARTLAI	3HRTB	0	0	0	0	0	0
HEARTLAI	HTLD	0	0	0	0	3.495	0
HEARTLAI	HTLF	@NA	36.146	31.19	23.665	23.116	0
HEARTLAI	3HOGC	0	0	0	0	0	0
HEARTLAI	HTL	0	0	0	0	0	0
HEARTLAI	HPAY	@NA	@NA	@NA	@NA	@NA	0
HEARTLAI	3HDTC	0	0	0	@NA	@NA	0
HEARUSA	EAR	0	0	0	0	0	0
HECLA MI	HL	0	0	0	0	0	0
HECTOR	HCT	0	0	0	0	0	0
HEI INC	HEII	0	0	0	0	0	0
HEICO CO	HEI	4.334	3.05	5.684	6.863	8.632	1
HEIDRICK	HSII	0	0	0	0	0	0
HEINZ (H	HNZ	57.691	108.566	67.431	93.923	48.774	1
HELEN OF	HELE	0	0	0	0	0	0
HELIX BIO	3HXBM	0	0	0	0	0	0
HELIX TE	HELX	67.518	23.567	-167.037	-36.209	-37.5	0
HELLENIC	OTE	53.022	51.444	87.556	89.511	83.439	1
HELMERI	HP	32.406	17.555	10.431	28.846	89.666	1
HEMACAR	3HEMA	0	0	0	0	0	0
HEMAGEN	3HMGN	0	0	0	0	0	0
HEMISPHE	HEB	0	0	0	0	0	0
HEMLOCK	HMKF	40.92	30.832	28.325	28.71	37.641	1
HEMOSEN	HEMO	@NA	@NA	@NA	@NA	@NA	0
HEMOSOL	HMSL	0	0	0	0	0	0
HENRY (J	JKHY	17.488	21.214	17.264	20.373	24.88	1
HENRY C	0253B	@NA	0	0	0	@NA	0
HERBALIF	HLF	30.13	47.016	43.303	21.372	0	0
HERBALIF	0738B_	@NA	@NA	@NA	@NA	@NA	0
HERBST C	0215B	0	0	@NA	@NA	@NA	0
HERCULE	HPC	66.071	67.347	-100	0	0	0
HERITAGE	3HBKSE	@NA	@NA	16.557	26.886	8.113	0

HERITAGE	HTBK	0.132	0.055	0	0	0	0
HERITAGE	3HXLXF	0	0	0	0	0	0
HERITAGE	HFWA	49.449	48.544	45.777	37.426	41.858	1
HERITAGE	HTG	@NA	-7.604	-15.394	1,213.66	243.598	0
HERLEY IN	HRLY	0	0	0	0	0	0
HERSHA H	HT	113.901	193.388	196.403	229.177	460.892	1
HERSHEY	HSY	29.703	43.31	74.702	41.583	39.722	1
HERTZ CC	0492B	6.428	6.004	92.771	0	0	0
HERZFELI	CUBA	@NA	@NA	@NA	@NA	@NA	0
HESKA CC	HSKA	0	0	0	0	0	0
HEWITT A	HEW	@NA	97.579	89.57	218.511	0	0
HEWLETT	HPQ	20.941	17.916	99.519	-86.782	38.48	0
HEXCEL C	HXL	0	0	0	0	0	0
HF FINAN(	HFFC	143.768	29.315	33.536	31.924	30.813	1
HI TECH P	HITK	0	0	0	0	0	0
HI-RISE RI	HIRI	0	0	@NA	@NA	@NA	0
HI-SHEAR	HSR	0	0	0	0	0	0
HI/FN INC	HIFN	0	0	0	0	0	0
HIA INC	3HIAI	0	0	0	0	0	0
HIBBETT S	HIBB	0	0	0	0	0	0
HIBERNIA	HIB	40.5	46.769	38.601	35.789	37.745	1
HIBERNIA	HIBNY	0	0	0	@NA	@NA	0
HICKOK IN	3HICKA	-67.164	-29.197	0	0	0	0
HICKORY	HTCO	41.238	76.464	70.005	-37.108	72.738	0
HIENERG\	3HIET	@NA	@NA	0	0	0	0
HIGH INCN	HIO	@NA	@NA	@NA	@NA	@NA	0
HIGH SPE	3HSAC	0	0	0	@NA	@NA	0
HIGH YIEL	HYI	@NA	@NA	@NA	@NA	@NA	0
HIGH YIEL	HYP	@NA	@NA	@NA	@NA	@NA	0
HIGHLANI	HIH	@NA	@NA	0	285.714	-13.993	0
HIGHVELI	HSVLY	51.567	44.034	-6.068	24.4	90.34	0
HIGHWAY	HIHO	-47.547	0	0	0	24.134	0
HIGHWOC	HIW	119.04	126.348	124.849	312.351	-1,408.22	0
HILAND P/	HLND	@NA	@NA	@NA	@NA	0	0
HILB ROG.	HRH	43.303	40.082	29.692	17.52	17.044	1
HILLENBR	HB.F	41.935	32.468	31.176	-480	34.066	0
HILLENBR	HB	41.935	32.468	31.176	-480	34.066	0
HILTON H(	HLT	13.068	10.662	18.072	15.152	18.293	1
HINES HO	HORT	0	0	0	0	0	0
HINGHAM	HIFS	35.675	32.931	30.635	28.946	34.927	1
HIRSCH IN	HRSH	0	0	0	0	-10.194	0
HISPANIC	HTVNQ	0	0	@NA	@NA	@NA	0
HITACHI L	HIT	167.657	27.18	-5.864	35.932	125.913	0
HMG COU	HMG	0	27.563	0	0	0	0
HMG WOR	HMGCQ	0	0	@NA	@NA	@NA	0
HMI INDUS	HMII	0	0	0	0	0	0
HMN FINA	HMNF	21.781	26.037	34.463	48.652	33.713	1
HMS HOLI	HMSY	0	0	0	0	0	0
HNI CORP	HNI	26.456	24.907	38.132	32.165	30.884	1
HOCKEY (	3THCX	0	0	0	0	0	0
HOLIDAY I	RVEE	0	0	0	0	@NA	0

HOLLEY P	0254B	@NA	0	0	0	@NA	0
HOLLINGE	HLGAF	13.58	11.711	-15.327	-21.684	@NA	0
HOLLINGE	HLR	22.966	45.68	-14.155	-17.543	-28.677	0
HOLLIS-EI	HEPH	0	0	0	0	0	0
HOLLY CC	HOC	26.498	47.995	7.658	19.91	14.811	1
HOLLY EN	HEP	@NA	@NA	@NA	0	0	0
HOLLYWC	0255B	@NA	-2.045	-3.48	-5.743	-5.131	0
HOLLYWC	HLYW	0	0	0	0	0	0
HOLLYWC	HOLL	0	0	0	0	0	0
HOLOBEA	3HOOB	0	0	0	0	0	0
HOLOGIC	HOLX	0	0	0	0	0	0
HOME CIT	HCFC	35.451	35.01	44.885	68.317	53.313	1
HOME DEI	HD	10.991	14.374	13.009	13.428	13.824	1
HOME DIR	HMDR	@NA	@NA	0	0	0	0
HOME FEI	HOMF	21.485	27.114	25.531	24.451	31.08	1
HOME FEI	HOME	@NA	@NA	@NA	@NA	0	0
HOME FIN	HWEN	65.278	27.221	26.407	28.6	41.449	1
HOME INT	9791B	0	0	0	0	0	0
HOME LO/	HLFC	34.24	49.758	49.001	48.542	49.413	1
HOME PR(	HOMZ	0	0	0	0	0	0
HOME PR(	HME	146.272	151.991	108.92	300.092	256.931	1
HOME SOI	HOM	@NA	@NA	0	0	0	0
HOMEBAN	HMB	@NA	@NA	@NA	0	0	0
HOMEFED	3HOFD	0	0	0	0	0	0
HOMEGOI	HGFNQ	0	0	0	@NA	@NA	0
HOMELAN	HSYN	0	0	0	0	0	0
HOMESEE	HMSKQ	0	0	0	0	@NA	0
HOMESTC	HOMS	0	0	0	0	0	0
HOMETOV	3HCAR	0	0	0	0	0	0
HONDA M(	HMC	7.798	9.65	6.716	7.073	7.223	1
HONEYWE	HON	34.199	36.106	-615.152	-279.091	47.991	0
HONGKON	HGKGY	@NA	56.63	54.266	53.37	61.614	0
HOOKER I	HOFT	@NA	16.655	34.7	12.124	16.689	0
HOOPER I	HH	6.916	9.182	12.776	18.135	20.458	1
HOPFED E	HFBC	667.838	66.017	88.363	34.785	48.755	1
HORACE I	HMN	35.403	82.722	66.721	151.452	94.614	1
HORIZON	HBNC	-637.696	32.461	28.582	21.64	20.064	0
HORIZON	HRZB	46.009	@NA	41.496	39.506	39.803	0
HORIZON	3HZFS	-19.948	31.687	24.386	12.442	13.345	0
HORIZON	HGPI	0	0	0	0	@NA	0
HORIZON	HORC	0	0	0	0	0	0
HORIZON	HRZ	@NA	@NA	@NA	@NA	@NA	0
HORIZON	HOFF	0	0	0	0	0	0
HORMEL I	HRL	29.36	28.803	28.138	28.574	31.283	1
HORNBEC	HOS	@NA	0	0	0	0	0
HOSOI GA	HGMI	65.161	44.118	29.381	@NA	@NA	0
HOSPIRA	HSP	@NA	@NA	@NA	0	0	0
HOSPITAL	HPT	101.968	131.271	131.051	131.29	100.825	1
HOST AME	CAFE	0	0	0	0	0	0
HOST MAI	HMT	95.025	139.583	942.857	0	0	0
HOSTING	3HSNI	@NA	@NA	@NA	0	0	0

HOT TOPI	HOTT	0	0	0	0	0	0
HOUSE OI	3HBSL	@NA	@NA	0	0	0	0
HOUSEHC	HI2	78.733	35.85	50.64	18.332	0	0
HOUSEVA	SOLD	@NA	@NA	@NA	0	70.637	0
HOUSTON	THX	0	0	0	0	0	0
HOVNANI/	HOV	0	0	0	0	0	0
HPL TECH	3HPLA	0	0	0	0	0	0
HRPT PRC	HRP	169.356	95.703	153.297	124.697	158.75	1
HSBC HOI	HBC	53.107	60.501	82.63	80.157	74.447	1
HUANENG	HNP	@NA	@NA	@NA	@NA	@NA	0
HUB GROI	HUBG	0	0	0	0	0	0
HUB INTEI	HBG	@NA	40.022	35.952	15.241	16.621	0
HUBBELL	HUB.B	56.516	57.815	160.248	71.639	68.375	1
HUDSON (	HCBK	5.384	27.873	34.591	33.59	46.105	1
HUDSON I	HHGP	@NA	@NA	@NA	@NA	@NA	0
HUDSON I	0256B	0	0	0	0	0	0
HUDSON T	HDSN	0	0	0	0	0	0
HUDSON U	HU	65.27	98.992	50.19	40.771	47.025	1
HUDSON \	3HUVL	30.534	32.25	33.637	35.846	39.381	1
HUFFY CC	HUFCQ	-7.312	0	0	0	0	0
HUGHES S	HUG	12.13	17.388	18.073	14.569	17.504	1
HUGO INT	HGOI	@NA	0	0	@NA	@NA	0
HUGOTON	HGT	100	100	100	100	100	1
HUMAN GI	HGSI	0	0	0	0	0	0
HUMAN PI	3EROX	0	0	0	0	0	0
HUMANA I	HUM	0	0	0	0	0	0
HUMMING	HUMC	0	0	0	0	0	0
HUMPHRE	HUMP	491.965	146.429	364.034	0	0	0
HUNGARI/	HTC	0	0	0	0	0	0
HUNT (JB)	JBHT	22.332	4.94	0	0	0	0
HUNTCO I	3HCOIQ	-3.596	0	@NA	@NA	@NA	0
HUNTINGT	HBAN	41.66	57.602	101.275	46.475	39.792	1
HUNTSMA	HUN	@NA	@NA	@NA	0	-0.558	0
HUNTSMA	0257B	@NA	9.756	0	0	0	0
HUNTSMA	0258B	@NA	5.309	0	0	0	0
HUNTSMA	0392B	0	0	0	@NA	@NA	0
HURCO C(	HURC	0	0	0	0	0	0
HURON C(	HURN	@NA	@NA	@NA	0	0	0
HURRAY H	HRAY	@NA	@NA	@NA	@NA	0	0
HUTCHINS	HTCH	0	0	0	0	0	0
HUTCHISC	HTX	@NA	@NA	@NA	0	0	0
HUTTIG BI	HBP	162.157	0	0	0	0	0
HYBRID FI	3HYFS	0	0	0	0	0	0
HYBRID N	HYBR	0	0	0	@NA	@NA	0
HYBRIDON	HBY	0	0	0	0	0	0
HYDRIL C(	HYDL	0	0	0	0	0	0
HYDRO QI	4300A	50	50	50	50	49.974	1
HYDROGE	HYGS	0	0	0	0	0	0
HYDROME	3HYDI	41.325	105.344	0	0	0	0
HYDRON T	3HTEC	0	0	0	0	0	0
HYPERCO	HYC	0	0	0	0	0	0

HYPERDY	HDY	@NA	0	0	0	0	0
HYPERFE	3HYPR	0	0	0	0	0	0
HYPERION	HTB.1	@NA	@NA	@NA	@NA	@NA	0
HYPERION	HTO	@NA	@NA	@NA	@NA	@NA	0
HYPERION	HYSL	0	0	0	0	0	0
HYPERION	HSM	@NA	@NA	@NA	@NA	@NA	0
HYPERION	HTR	@NA	@NA	@NA	@NA	@NA	0
HYPERSP	HCO	@NA	@NA	@NA	@NA	0	0
HYPERTE	3HDII	0	0	0	0	0	0
HYTEK MI	3HTEK	0	0	0	0	0	0
HYTHIAM	HYTM	@NA	0	0	0	0	0
I D SYSTE	IDSY	0	0	0	0	0	0
I-CABLE C	ICAB	0	0	30.062	68.768	27.477	0
I-FLOW C	IFLO	0	0	0	0	0	0
I-MANY IN	IMNY	0	0	0	0	0	0
I-SECTOR	ISR	0	0	0	0	0	0
I-TRAX IN	DMX	@NA	0	0	0	0	0
I/O MAGIC	3IOMGE	@NA	0	0	0	0	0
I2 TECHN	ITWH	0	0	0	0	0	0
I2TELECO	3ITUI	0	0	0	0	0	0
IA GLOBAI	IAO	0	0	0	0	0	0
IAC/INTER	IACI	0	0	0	0	0	0
IAMGOLD	IAG	@NA	0	0	0	44.717	0
IAS COMM	3IASCA	@NA	0	0	0	0	0
IBASIS IN	3IBAS	0	0	0	0	0	0
IBEAM BR	IBEMQ	0	0	@NA	@NA	@NA	0
IBERIABA	IBKC	41.883	31.422	28.708	23.676	25.369	1
IBIS TECH	IBIS	0	0	0	0	0	0
IBT BANC	IRW	@NA	@NA	41.701	40.025	43.22	0
IBUYDIGIT	IBUY	@NA	@NA	@NA	@NA	@NA	0
ICAD INC	ICAD	0	0	0	0	0	0
ICAGEN I	ICGN	@NA	@NA	@NA	0	0	0
ICH CORP	3ICHP	0	0	@NA	@NA	@NA	0
ICICI BAN	IBN	35.036	11.644	@NA	@NA	@NA	0
ICO INC	ICOC	-5.458	0	0	0	0	0
ICON PLC	ICLR	0	0	0	0	0	0
ICORIA IN	ICOR	0	0	0	0	0	0
ICOS COR	ICOS	0	0	0	0	0	0
ICOS VISI	IVIS	0	0	0	0	0	0
ICT GROU	ICTG	0	0	0	0	0	0
ICT TECH	3ICTTE	0	0	0	0	0	0
ICTS INTE	ICTS	0	0	53.71	60.183	0	0
ICU MEDI	ICUI	0	0	0	0	0	0
ICY SPLA	3IFBV	0	0	0	0	0	0
ID BIOME	IDBE	0	0	0	0	0	0
IDACORP	IDA	76.479	49.935	56	113.792	138.963	1
IDAHO PO	IDA1	76.028	53.094	304.791	83.215	117.34	1
IDEA SPO	3ISPO	@NA	@NA	0	0	@NC	0
IDEAL AC	3IACE	@NA	@NA	16.614	0	0	0
IDENIX PH	IDIX	@NA	@NA	@NA	0	0	0
IDENTIX I	IDNX	0	0	0	0	0	0

IDEX COR	IEX	30.438	26.581	52.363	33.202	29.443	1
IDEXX LAE	IDXX	0	0	0	0	0	0
IDI GLOBA	3IDIB	@NA	@NC	@NC	0	0	0
IDT CORP	IDT	0	0	0	0	0	0
IDX SYSTE	IDXC	0	0	0	0	0	0
IEC ELECT	3IECE	0	0	0	0	0	0
IEH CORP	3IEHC	0	0	0	0	0	0
IFT CORP	IFT	0	0	0	0	0	0
IFX CORP	IFXC	0	0	0	0	@NA	0
IGATE CO	IGTE	0	0	0	0	0	0
IGENE BIC	3IGNEE	0	0	0	0	0	0
IGI INC	IG	0	0	0	0	0	0
IHOP COR	IHP	0	0	0	0	43.777	0
IHS INC -R	IHS	@NA	@NA	@NA	@NA	@NA	0
II-VI INC	IIVI	0	0	0	0	0	0
IIS INTELL	IISLF	0	0	0	0	0	0
IKANOS C	IKAN	@NA	@NA	@NA	@NA	@NA	0
IKON OFFI	IKN	70.011	91.325	162.049	15.246	19.992	1
IKONICS C	IKNX	0	0	0	0	0	0
ILINC COM	ILC	0	0	0	0	0	0
ILLINOIS F	ILN1	42.678	0	63.331	0.316	0	0
ILLINOIS T	ITW	23.062	23.946	31.869	29.593	27.767	1
ILLUMINA	ILMN	0	0	0	0	0	0
ILOG SA -	ILOG	0	0	0	0	0	0
ILX RESOI	ILX	7,359.85	3,187.01	2,391.53	1.548	52.885	1
IMAGE EN	DISK	0	0	0	0	0	0
IMAGE SE	ISNS	0	0	0	0	0	0
IMAGEWA	IW	0	0	0	0	0	0
IMAGING I	3IMDS	0	0	0	0	0	0
IMAGIS TE	3IMTIF	@NA	@NA	0	0	0	0
IMAGISTIC	IGI	0	0	0	0	0	0
IMATION C	IMN	0	0	0	0	10.391	0
IMAX COR	IMAX	0	0	0	0	0	0
IMC GLOB	IGL.P	@NA	@NA	@NA	@NA	@NA	0
IMCLONE	IMCL	0	0	0	0	0	0
IMCLONE	IMCL.M	@NA	@NA	@NA	@NA	@NA	0
IMCOR PH	ICRP	0	0	0	0	0	0
IMERGEN	IIG	0	0	0	0	0	0
IMI INTL M	IME	0	0	0	0	0	0
IMMEDIAT	3ITEK	0	0	0	0	0	0
IMMERSIC	IMMR	0	0	0	0	0	0
IMMTECH	IMM	0	0	0	0	0	0
IMMUCELI	ICCC	0	0	0	0	0	0
IMMUCOR	BLUD	0	0	0	0	0.064	0
IMMUNE F	IMNR	0	0	0	0	0	0
IMMUNICC	IMMC	@NA	@NA	@NA	0	0	0
IMMUNOG	IMGN	0	0	0	0	0	0
IMMUNOM	IMMU	0	0	0	0	0	0
IMP INC	IMPX	0	0	0	@NA	@NA	0
IMPAC ME	IMPC	@NA	0	0	0	0	0
IMPAC MC	IMH	55.784	-13.494	64.419	98.779	83.374	0

IMPATH IN	IMPHQ	0	0	0	0	@NA	0
IMPAX LAI	IPXLE	0	0	0	0	0	0
IMPCO TE	IMCO	0	0	0	@NA	0	0
IMPERIAL	ICI	92.46	77.852	95.868	49.162	370.001	1
IMPERIAL	IGPFF	0	0	0	0	0	0
IMPERIAL	IPII	0	0	0	0	0	0
IMPERIAL	IMO	55.67	22.887	26.045	26.281	19.203	1
IMPERIAL	IPSU	-21.16	0	0	0	0	0
IMPERIAL	ITY	49.364	50.418	50.857	84.191	72.209	1
IMPLANT S	IMX	0	0	0	0	0	0
IMPRESO	ZCOM	0	0	0	0	0	0
IMPROVEI	3IMPV	0	0	0	0	0	0
IMPSAT FI	3IMFN	0	0	0	0	0	0
IMS HEAL	RX	10.003	20.396	17.082	8.624	13.925	1
INAMCO IN	IICC	@NA	@NA	@NA	0	@NA	0
INAMED C	IMDC	0	0	0	0	0	0
INAMERIC	INAO	0	0	@NA	@NA	@NA	0
INCENTRA	3ICEN	0	0	0	0	0	0
INCO LTD	N	0	0	0	0	0	0
INCOME C	IOT	68.684	4.079	0	0	0	0
INCYTE C	INCY	0	0	0	0	0	0
INDEPENI	ICBC	24.24	28.013	20.937	21.69	25.22	1
INDEPENI	IFSB	26.597	74.361	140	0	0	0
INDEPENI	IHC	3.431	3.48	2.705	2.447	2.076	1
INDEPENI	INDB	32.57	37.584	28.573	29.434	28.682	1
INDEPENI	IBCP	59.765	33.94	31.253	29.715	30.969	1
INDEVUS	IDEV	0	0	0	0	0	0
INDEX DE	IXDP	0	0	0	0	@NA	0
INDIA FUN	IFN	@NA	@NA	@NA	@NA	@NA	0
INDIA GR	IGF	@NA	@NA	@NA	@NA	@NA	0
INDIAN VII	3IDVB	0	0	31.361	53.448	30.155	0
INDIANA G	VVC1	90.193	234.963	228.207	64.718	69.589	1
INDIANA M	AEP2	411.086	-19.238	0	0	45.956	0
INDONESI	IF	@NA	@NA	@NA	@NA	@NA	0
INDUS INT	IINT	0	0	0	0	0	0
INDUSTRI	IDGR	0	0	0	0	0	0
INDUSTRI	3IDSM	@NA	0	0	0	0	0
INDUSTRI	IDSA	0	0	0	0	0	0
INDUSTRI	IBA	9.918	13.379	29.872	18.785	65.234	1
INDUSTRI	IDUL	@NA	@NA	@NA	@NA	0	0
INDYMAC	NDE	116.375	0	0	0	17.864	0
INEI CORP	3INEY	0	0	0	0	0	0
INERGY H	NRGP	@NA	@NA	@NA	@NA	@NA	0
INERGY LI	NRGY	0	0	0	194.933	186.627	0
INFICON H	IFCN	0	0	0	0	0	0
INFINEON	IFX	0	0	-68.849	0	0	0
INFINICAL	3INFL	@NA	0	0	0	0	0
INFINITI S	ISLT	@NA	@NA	@NA	@NA	@NA	0
INFINITY I	IFNY	0	0	0	0	0	0
INFINITY F	IPCC	@NA	0	0	0	5.804	0
INFOCORI	IFCSF	0	0	0	0	0	0

INFOCROS	IFOX	0	0	0	0	0	0
INFOCUS	INFS	0	0	0	0	0	0
INFODATA	3INFD	0	0	0	0	0	0
INFONOW	INOW	0	0	0	0	0	0
INFORMA	INFA	0	0	0	0	0	0
INFORMA	3IAIC	0	0	0	0	0	0
INFORMA	IACH	0	0	0	0	0	0
INFORTE	INFT	0	0	0	0	0	0
INFOSONI	IFO	@NA	@NA	@NA	0	0	0
INFOSPAC	INSP	0	0	0	0	0	0
INFOSYS	INFY	11.554	10.614	16.382	17.454	17.488	1
INFOTECH	3IFTH	0	0	0	0	0	0
INFOUSA	IUSA	0	0	0	0	0	0
INFOVIST	IVTA	0	0	0	0	0	0
INFRACOF	3INFCE	0	0	0	@NA	@NA	0
INFRASOL	IFS	@NA	@NA	@NA	@NA	@NA	0
ING CLAR	IGR	@NA	@NA	@NA	@NA	@NA	0
ING CLAR	IIA	@NA	@NA	@NA	@NA	@NA	0
ING GLOB	IGD	@NA	@NA	@NA	@NA	@NA	0
ING GROE	ING	14.875	18.164	42.011	43.09	50.323	1
ING LIFE I	9625A	27.042	5.486	0	0	0	0
ING PRIME	PPR	@NA	@NA	@NA	@NA	@NA	0
ING SENIC	XSIAX	@NA	@NA	@NA	@NA	@NA	0
INGERSOL	IR	19.325	20.103	45.938	31.274	20.758	1
INGLES M	IMKTA	74.683	66.972	79.232	96.326	84.253	1
INGRAM M	IM	0	0	0	0	0	0
INHIBITEX	INHX	@NA	@NA	@NA	0	0	0
INKINE PH	INKP	0	0	0	0	0	0
INLAND RI	IRC	@NA	@NA	@NA	152.16	154.988	0
INMEDICA	3IMDD	0	0	0	0	0	0
INNKEEPE	KPA	145.655	110.936	195.465	-188.188	-34.173	0
INNODATA	INOD	0	0	0	0	0	0
INNOTRAC	INOC	0	0	0	0	0	0
INNOVA H	3IVHG	@NA	@NA	0	0	0	0
INNOVA/P	3IPUR	0	0	0	0	0	0
INNOVATI	IVHN	0	0	0	0	0	0
INNOVATI	3INIV	@NA	0	0	0	0	0
INNOVATI	ISSC	0	0	0	0	0	0
INNOVEX	INVX	34.96	-5.365	0	0	0	0
INNOVO G	INNO	0	0	0	0	0	0
INNSUITES	IHT	-5.567	-3.776	-0.653	-0.58	-2.236	0
INOVIO BI	INO	0	0	0	0	0	0
INPHONIC	INPC	@NA	@NA	@NA	0	0	0
INPUT/OU	IO	0	@NA	0	0	0	0
INSIGHT C	ICCI	0	0	0	0	0	0
INSIGHT E	NSIT	0	0	0	0	0	0
INSIGHT H	0347B	@NA	@NA	@NA	0	0	0
INSIGHT M	0213B	0	0	0	0	0	0
INSIGHTFI	IFUL	0	0	0	0	0	0
INSIGNIA S	INSG	0	0	0	0	0	0
INSIGNIA S	ISIG	0	0	0	0	0	0

INSILCO H	INSLQ	0	0	0	@NA	@NA	0
INSITE VIS	ISV	0	0	0	0	0	0
INSITUFOI	INSU	0	0	0	0	0	0
INSMED IN	INSM	0	0	0	0	0	0
INSPIRE IN	3NSPRQ	0	0	0	@NA	@NA	0
INSPIRE P	ISPH	0	0	0	0	0	0
INSTEEL II	IIIN	20.308	95.71	0	0	0	0
INSTINET	INGP	73.466	0	0	0	0	0
INSURANC	IAAI	0	0	0	0	0	0
INSURED	PIF	@NA	@NA	@NA	@NA	@NA	0
INSWEB C	INSW	0	0	0	0	0	0
INTAC INT	INTNE	@NA	@NA	-328.125	0	0	0
INTARCIA	ITCA	@NA	@NA	@NA	@NA	@NA	0
INTEGRA	IBNK	60.974	48.539	216.611	79.949	91.562	1
INTEGRA	INGA	0	0	0	@NA	@NA	0
INTEGRA	IART	0	0	0	0	0	0
INTEGRAL	ISYS	0	0	0	0	0	0
INTEGRAL	3INVI	0	0	0	0	0	0
INTEGRAM	INMD	0	0	0	0	0	0
INTEGRAT	IASGE	@NA	@NA	@NA	0	0	0
INTEGRAT	INB	0	0	0	0	0	0
INTEGRAT	3IBSS	0	0	0	0	0	0
INTEGRAT	ICST	0	0	0	0	0	0
INTEGRAT	3ITDD	0	0	0	0	0	0
INTEGRAT	IDTI	0	0	0	0	0	0
INTEGRAT	IES	0	0	0	0	0	0
INTEGRAT	IFSI	@NA	@NA	@NA	@NA	@NA	0
INTEGRAT	3IHSVE	0	@NA	@NA	@NA	@NA	0
INTEGRAT	3IHCH	@NA	@NA	@NA	0	0	0
INTEGRAT	IISX	0	0	0	0	@NA	0
INTEGRAT	3IZZI	0	0	0	0	0	0
INTEGRAT	ISSI	0	0	0	0	0	0
INTEGRAT	RDOC	0	0	0	0	0	0
INTEGRIS	IMC	@NA	@NA	@NA	@NA	@NA	0
INTEGRIT	IFCB	0	11.623	7.49	9.799	14.319	0
INTEGRIT	3IMFD	0	0	0	0	0	0
INTEL COI	INTC	5.004	4.461	41.673	17.1	9.289	1
INTELEFIL	FILM	0	0	0	@NA	@NA	0
INTELIDAT	INTD	0	0	0	0	0	0
INTELLEC	ITTI	0	0	0	0	0	0
INTELLI-CI	IDN	0	0	0	0	0	0
INTELLIGE	INS	0	35.983	0	0	0	0
INTELLIGF	ITIG	-2.58	0	0	0	0	0
INTELLISY	SYNC	0	0	0	0	0	0
INTER PAI	IPAR	1.885	0	0	0	11.014	0
INTER-TEI	INTL	3.831	-3.637	9.14	6.359	15.951	0
INTERACT	IBDI	@NA	0	0	0	0	0
INTERACT	IDC	0	0	0	0	0	0
INTERACT	IHTT	@NA	@NA	@NA	@NA	@NA	0
INTERACT	ININ	0	0	0	0	0	0
INTERACT	ISWI	0	0	0	0	0	0

INTERCEL	3IICPQ	0	0	0	0	0	0
INTERCHA	INCX	@NA	@NA	@NA	0	0	0
INTERCHA	IFCJ	35.039	35.242	33.368	33.556	30.368	1
INTERCHA	ICMI	@NA	0	0	@NA	@NA	0
INTERCON	IHG	71.503	17.34	63.834	66.74	821.047	1
INTERCON	ICE	@NA	@NA	@NA	@NA	@NA	0
INTERDEN	3DENTQ	0	0	0	0	@NA	0
INTERDIG	IDCC	0	0	0	3.874	0	0
INTERDYN	3ITDN	0	0	0	0	0	0
INTEREP I	3IREP	0	0	0	0	0	0
INTERFAC	IFSIA	40.149	53.363	-21.021	-12.951	0	0
INTERFER	IFSC	0	0	0	0	0	0
INTERGRA	INGR	0	0	0	0	0	0
INTERGRO	INTG	0	0	0	0	0	0
INTERLAN	INLD	0	0	0	0	0	0
INTERLEU	3ILGNE	0	0	0	0	0	0
INTERLIAN	INITQ	0	0	0	0	@NA	0
INTERLINE	IBI	@NA	@NA	@NA	0	0	0
INTERLINK	LINK	0	0	0	0	0	0
INTERMAG	IMGC	0	0	0	0	0	0
INTERMED	SBI	@NA	@NA	@NA	@NA	@NA	0
INTERMET	INMTQ	11.205	9.927	-46.697	44.69	-4.975	0
INTERMIX	MIX	0	0	0	0	0	0
INTERMOS	3IMOT	@NA	@NA	0	0	0	0
INTERMOU	4061B	0	0	0	0	@NA	0
INTERMUN	ITMN	0	0	0	0	0	0
INTERNAF	IIP	0	0	0	0	0	0
INTERNAT	IAAC	0	0	0	0	0	0
INTERNAT	3IBTGF	@NA	@NA	0	0	0	0
INTERNAT	3IBHVF	0	0	0	0	@NA	0
INTERNAT	3ICTL	@NA	0	0	0	0	0
INTERNAT	3IFUE	0	0	0	0	0	0
INTERNAT	3INIS	0	0	0	0	0	0
INTERNAT	3INLM	@NA	0	0	0	0	0
INTERNAT	ISG	@NA	@NA	@NA	0	0	0
INTERNAT	0259B	@NA	0	0	0	@NA	0
INTERNET	3GEEK	0	0	0	0	0	0
INTERNET	IAH	@NA	@NA	@NA	@NA	@NA	0
INTERNET	ICGE	0	0	0	0	0	0
INTERNET	ICCXQ	0	0	@NA	@NA	@NA	0
INTERNET	ICCA	0	0	0	0	0	0
INTERNET	IGLD	0	0	0	0	0	0
INTERNET	HHH	@NA	@NA	@NA	@NA	@NA	0
INTERNET	IIH	@NA	@NA	@NA	@NA	@NA	0
INTERNET	IIJI	0	0	0	0	0	0
INTERNET	ISSX	0	0	0	0	0	0
INTERNET	3ISTOE	@NA	@NA	0	0	0	0
INTEROIL	IOC	@NA	@NA	@NA	0	0	0
INTERPHA	IPA	0	0	0	0	0	0
INTERPHA	INPH	0	0	0	0	0	0
INTERPLA	3IPLYE	0	0	0	0	0	0

INTERPOC	IPX	18.915	9.575	12.282	141.877	15.55	1
INTERPUE	IPG	30.511	34.437	-29.883	110.352	0	0
INTERSEC	INTX	@NA	@NA	@NA	0	0	0
INTERSIL	ISIL	0	0	0	0	7.115	0
INTERSTA	IBCIQ	21.305	24.849	20.694	45.679	@NA	0
INTERSTA	IGLPA	-0.55	@NA	@NA	@NA	@NA	0
INTERSTA	IHR	0	0	0	0	0	0
INTERSTA	LNT2	134.211	79.763	83.775	92.927	102.303	1
INTERTAP	ITP	36.96	8.994	0	0	0	0
INTERVES	IBCA	0	0	0	0	0	0
INTERVIDI	IVII	@NA	@NA	@NA	0	0	0
INTERVOI	INTV	0	0	0	0	0	0
INTERWES	IWSM	0	0	0	0	0	0
INTERWOI	ITWR	0	0	@NA	@NA	@NA	0
INTERWO	IWOV	0	0	0	0	0	0
INTEST C	INTT	0	0	0	0	0	0
INTEVAC I	IVAC	0	0	0	0	0	0
INTIER AU	IAIA	0	0	5.128	20.771	28.268	0
INTL ABS	IAX	0	0	0	0	0	0
INTL ALUM	IAL	49.821	408.453	109.927	500.885	115.093	1
INTL AUT	3IAUS	0	0	0	0	0	0
INTL BAN	IBOC	25.853	27.988	25.416	20.816	26.714	1
INTL BIOF	IBBO	0	0	0	0	@NA	0
INTL BUSI	IBM	11.167	11.26	12.395	18.841	14.252	1
INTL COSI	SASN	@NA	0	0	0	@NA	0
INTL DE C	ICM	0	0	0	0	0	0
INTL DEVE	3IDVL	@NA	0	0	0	0	0
INTL DISP	IDWK	0	0	0	0	0	0
INTL ELEC	IEIBC	0	0	0	0	0	0
INTL FIBEI	IFCIQ	0	0	@NA	@NA	@NA	0
INTL FLAV	IFF	99.536	105.877	49.326	32.254	34.202	1
INTL GAMI	IGT	4.912	0	0	0	16.082	0
INTL GEMI	6971B	0	0	0	0	0	0
INTL LEAS	AIG1	15.965	45.744	17.467	5.083	9.589	1
INTL LEISU	ILHL	0	0	0	0	@NA	0
INTL LOTT	3ITSI	0	0	0	0	0	0
INTL MICR	3IMSI	0	0	0	0	0	0
INTL PAPE	IP	210.05	121.467	-42.207	163.39	152.381	0
INTL POW	IPR	40.323	-216.574	0	0	0	0
INTL REC	IRF	0	0	0	0	0	0
INTL SECU	ISE	@NA	@NA	@NA	@NA	44.185	0
INTL SHIP	ISH	10.819	1,027.70	-1.181	0	0	0
INTL SMAI	3ISSG	0	0	0	0	0	0
INTL SPEC	0523B	@NA	@NA	@NA	31.279	0	0
INTL SPEE	ISCA	4.568	6.322	3.64	3.003	3.028	1
INTL THOI	ITGB	0	0	0	0	0	0
INTRA ASI	PAK	@NA	@NA	@NA	@NA	@NA	0
INTRABIO	IBPI	0	0	0	0	0	0
INTRADO	TRDO	0	0	0	0	0	0
INTRALAS	ILSE	@NA	@NA	@NA	0	0	0
INTRAWAI	ITRA	0	0	0	0	0	0

INTRAWES	IDR	11.357	9.051	7.269	8.083	14.534	1
INTREPID	3ITPD	@NA	0	0	0	0	0
INTRICON	IIN	54.02	31.403	105.015	0	0	0
INTROGEN	INGN	0	0	0	0	0	0
INTRUSIO	INTZ	0	0	0	0	0	0
INTUIT INC	INTU	0	0	0	0	0	0
INTUITIVE	ISRG	0	0	0	0	0	0
INVACARE	IVC	3.598	2.502	4.334	2.419	2.144	1
INVERNES	IMA	@NA	@NA	0	0	0	0
INVESTME	PPM	@NA	@NA	@NA	@NA	@NA	0
INVESTME	ITG	164.276	0	0	0	0	0
INVESTOC	IED	0	0	0	0	0	0
INVESTOF	ICH	0	0	0	0	0	0
INVESTOF	IFIN	5.37	5.304	5.002	4.669	4.224	1
INVESTOF	IRETS	120.867	145.767	144.575	175.884	277.56	1
INVESTOF	ITIC	7.76	10.924	5.708	3.712	2.736	1
INVISA INC	3INSA	@NA	0	0	0	0	0
INVITROG	IVGN	0	0	0	0	0	0
IOMED INC	IOX	0	0	0	0	0	0
IOMEGA C	IOM	0	0	0	0	-1,363.91	0
ION NETW	3IONN	0	0	0	0	0	0
ION TRAC	3IONT	@NA	@NA	@NA	@NA	@NA	0
IONA TECI	IONA	0	0	0	0	0	0
IONATRON	IOTN	0	0	0	0	0	0
IOWA TEL	IWA	@NA	@NA	@NA	0	0	0
IPALCO EI	AES4	39.887	@NA	1,039.90	144.44	122.887	0
IPARTY C(	IPT	0	0	0	0	0	0
IPASS INC	IPAS	@NA	@NA	0	0	0	0
IPAYMENT	IPMT	@NA	0	0	0	0	0
IPC HOLDI	IPCR	868.382	0	-101.958	0	13.317	0
IPCS INC	3IPCX	@NA	0	0	@NA	0	0
IPEC HOLI	3IPEC	@NA	@NC	@IF	0	0	0
IPIX CORF	IPIX	0	0	-0.004	0	0	0
IPMC HOL	IPHC	0	0	0	@NA	@NA	0
IPRINT TE	IPRT	0	0	0	@NA	@NA	0
IPSCO INC	IPS	20.137	29.346	40.792	68.292	2,425.78	1
IQUNIVER	IQUN	0	0	0	@NA	@NA	0
IR BIOSCII	3IRBO	@NA	@NA	@NA	@NA	0	0
IRIDEX CC	IRIX	0	0	0	0	0	0
IRIS INTEF	IRIS	0	0	0	0	0	0
IRON AGE	0342B	@NA	0	0	0	@NA	0
IRON MOU	IRM	0	0	0	0	0	0
IRONSTON	3IRNS	0	0	0	0	0	0
IRSA INVE	IRS	25.755	272.858	0	0	0	0
IRVINE SE	IRSN	0	0	0	0	0	0
IRWIN FIN	IFC	12.93	14.125	12.174	14.137	10.756	1
ISAACS I (	3ISAC	0	0	0	0	0	0
ISCO INTE	ISO	0	0	0	0	0	0
ISECURET	3ISRE	0	0	0	0	0	0
ISHARES (	ICF	@NA	@NA	@NA	@NA	@NA	0
ISHARES (	IAU	@NA	@NA	@NA	@NA	@NA	0

ISHARES I	DVY	@NA	@NA	@NA	@NA	@NA	0
ISHARES (	IGW	@NA	@NA	@NA	@NA	@NA	0
ISHARES (	IGV	@NA	@NA	@NA	@NA	@NA	0
ISHARES (	IGN	@NA	@NA	@NA	@NA	@NA	0
ISHARES I	EWA	@NA	@NA	@NA	@NA	@NA	0
ISHARES I	EWO	@NA	@NA	@NA	@NA	@NA	0
ISHARES I	EWK	@NA	@NA	@NA	@NA	@NA	0
ISHARES I	EWZ	@NA	@NA	@NA	@NA	@NA	0
ISHARES I	EWC	@NA	@NA	@NA	@NA	@NA	0
ISHARES I	EEM	@NA	@NA	@NA	@NA	@NA	0
ISHARES I	EZU	@NA	@NA	@NA	@NA	@NA	0
ISHARES I	EWQ	@NA	@NA	@NA	@NA	@NA	0
ISHARES I	EWG	@NA	@NA	@NA	@NA	@NA	0
ISHARES I	EWH	@NA	@NA	@NA	@NA	@NA	0
ISHARES I	EWI	@NA	@NA	@NA	@NA	@NA	0
ISHARES I	EWJ	@NA	@NA	@NA	@NA	@NA	0
ISHARES I	EWM	@NA	@NA	@NA	@NA	@NA	0
ISHARES I	EWW	@NA	@NA	@NA	@NA	@NA	0
ISHARES I	EWN	@NA	@NA	@NA	@NA	@NA	0
ISHARES I	EWS	@NA	@NA	@NA	@NA	@NA	0
ISHARES I	EZA	@NA	@NA	@NA	@NA	@NA	0
ISHARES I	EWY	@NA	@NA	@NA	@NA	@NA	0
ISHARES I	EWP	@NA	@NA	@NA	@NA	@NA	0
ISHARES I	EWD	@NA	@NA	@NA	@NA	@NA	0
ISHARES I	EWL	@NA	@NA	@NA	@NA	@NA	0
ISHARES I	EWT	@NA	@NA	@NA	@NA	@NA	0
ISHARES I	EWU	@NA	@NA	@NA	@NA	@NA	0
ISHARES I	IBB	@NA	@NA	@NA	@NA	@NA	0
ISHARES I	IWP	@NA	@NA	@NA	@NA	@NA	0
ISHARES I	IWS	@NA	@NA	@NA	@NA	@NA	0
ISHARES I	IWR	@NA	@NA	@NA	@NA	@NA	0
ISHARES S	OEF	@NA	@NA	@NA	@NA	@NA	0
ISHARES S	IOO	@NA	@NA	@NA	@NA	@NA	0
ISHARES S	ITF	@NA	@NA	@NA	@NA	@NA	0
ISHARES ˜	SHY	@NA	@NA	@NA	@NA	@NA	0
ISHARES ˜	TLT	@NA	@NA	@NA	@NA	@NA	0
ISHARES ˜	IEF	@NA	@NA	@NA	@NA	@NA	0
ISHARES ˜	IYT	@NA	@NA	@NA	@NA	@NA	0
ISHARES ˜	IYM	@NA	@NA	@NA	@NA	@NA	0
ISHARES ˜	IYD	@NA	@NA	@NA	@NA	@NA	0
ISHARES ˜	IYK	@NA	@NA	@NA	@NA	@NA	0
ISHARES ˜	IYC	@NA	@NA	@NA	@NA	@NA	0
ISHARES ˜	IYE	@NA	@NA	@NA	@NA	@NA	0
ISHARES ˜	IYF	@NA	@NA	@NA	@NA	@NA	0
ISHARES ˜	IYG	@NA	@NA	@NA	@NA	@NA	0
ISHARES ˜	IYH	@NA	@NA	@NA	@NA	@NA	0
ISHARES ˜	IYJ	@NA	@NA	@NA	@NA	@NA	0
ISHARES ˜	IYV	@NA	@NA	@NA	@NA	@NA	0
ISHARES ˜	IYR	@NA	@NA	@NA	@NA	@NA	0
ISHARES ˜	IYW	@NA	@NA	@NA	@NA	@NA	0
ISHARES ˜	IYZ	@NA	@NA	@NA	@NA	@NA	0

ISHARES ˜	IYY	@NA	@NA	@NA	@NA	@NA	0
ISHARES ˜	IDU	@NA	@NA	@NA	@NA	@NA	0
ISHARES ˜	LQD	@NA	@NA	@NA	@NA	@NA	0
ISHARES ˜	JKF	@NA	@NA	@NA	@NA	@NA	0
ISHARES ˜	EFA	@NA	@NA	@NA	@NA	@NA	0
ISHARES ˜	NY	@NA	@NA	@NA	@NA	@NA	0
ISHARES ˜	NYC	@NA	@NA	@NA	@NA	@NA	0
ISHARES ˜	IWB	@NA	@NA	@NA	@NA	@NA	0
ISHARES ˜	IWF	@NA	@NA	@NA	@NA	@NA	0
ISHARES ˜	IWD	@NA	@NA	@NA	@NA	@NA	0
ISHARES ˜	IWM	@NA	@NA	@NA	@NA	@NA	0
ISHARES ˜	IWO	@NA	@NA	@NA	@NA	@NA	0
ISHARES ˜	IWN	@NA	@NA	@NA	@NA	@NA	0
ISHARES ˜	IWV	@NA	@NA	@NA	@NA	@NA	0
ISHARES ˜	IWZ	@NA	@NA	@NA	@NA	@NA	0
ISHARES ˜	IWW	@NA	@NA	@NA	@NA	@NA	0
ISHARES ˜	ISI	@NA	@NA	@NA	@NA	@NA	0
ISHARES ˜	IVV	@NA	@NA	@NA	@NA	@NA	0
ISHARES ˜	IEV	@NA	@NA	@NA	@NA	@NA	0
ISHARES ˜	IXC	@NA	@NA	@NA	@NA	@NA	0
ISHARES ˜	IXG	@NA	@NA	@NA	@NA	@NA	0
ISHARES ˜	IXJ	@NA	@NA	@NA	@NA	@NA	0
ISHARES ˜	IXN	@NA	@NA	@NA	@NA	@NA	0
ISHARES ˜	IXP	@NA	@NA	@NA	@NA	@NA	0
ISHARES ˜	IJK	@NA	@NA	@NA	@NA	@NA	0
ISHARES ˜	IJJ	@NA	@NA	@NA	@NA	@NA	0
ISHARES ˜	IJH	@NA	@NA	@NA	@NA	@NA	0
ISHARES ˜	IJR	@NA	@NA	@NA	@NA	@NA	0
ISHARES ˜	IJT	@NA	@NA	@NA	@NA	@NA	0
ISHARES ˜	IJS	@NA	@NA	@NA	@NA	@NA	0
ISHARES ˜	IVW	@NA	@NA	@NA	@NA	@NA	0
ISHARES ˜	IVE	@NA	@NA	@NA	@NA	@NA	0
ISHARES ˜	IKC	@NA	@NA	@NA	@NA	@NA	0
ISHARES ˜	TIP	@NA	@NA	@NA	@NA	@NA	0
ISHARES ˜	IGM	@NA	@NA	@NA	@NA	@NA	0
ISHARES ˜	AGG	@NA	@NA	@NA	@NA	@NA	0
ISHARES ˜	ILF	@NA	@NA	@NA	@NA	@NA	0
ISHARES-(	IGE	@NA	@NA	@NA	@NA	@NA	0
ISHARES-I	EPP	@NA	@NA	@NA	@NA	@NA	0
ISIS PHAR	ISIS	0	0	0	0	0	0
ISLAND P/	IPI	0	0	0	0	0	0
ISLE OF C	ISLE	0	0	0	0	0	0
ISOLAGEN	ILE	@NA	0	0	0	0	0
ISOMET C	IOMT	0	0	0	0	@NA	0
ISONICS C	ISON	0	0	0	0	0	0
ISPAT INL/	IST1	0	-45.833	-14.407	-8.779	-31.176	0
ISRAMCO	ISRL	0	0	0	0	0	0
ISTA PHAI	ISTA	0	0	0	0	0	0
ISTAR FIN	SFI	776.527	113.283	109.329	124.18	108.811	1
ITALY FUN	ITA	@NA	@NA	@NA	@NA	@NA	0
ITC DELTA	ITCD	0	0	0	0	0	0

ITC HOLDI	ITC	@NA	@NA	@NA	@NA	-1,397.70	0
ITEC ATTF	3ITAT	0	0	0	0	0	0
ITEC ENVI	3ITEC	@NA	0	0	0	0	0
ITERIS INC	ITI	0	0	0	0	0	0
ITEX CORI	3ITEX	0	0	0	0	0	0
ITIS HOLD	3ITHH	@NA	0	0	0	0	0
ITLA CAPI	ITLA	0	0	0	0	0	0
ITO YOKA	IYCLY	28.143	28.447	26.828	31.411	26.408	1
ITRON INC	ITRI	0	0	0	0	0	0
ITRONICS	3ITROE	0	0	0	0	0	0
ITT EDUC/	ESI	0	0	0	0	0	0
ITT INDUS	ITT	22.928	20	24.412	14.425	15.093	1
IVANHOE	IVAN	0	0	0	0	0	0
IVANHOE	IVN	@NA	@NA	@NA	0	0	0
IVAX COR	IVX	0	0	0	0	0	0
IVAX DIAG	IVD	@NA	0	0	0	0	0
IVILLAGE	IVIL	0	0	0	0	0	0
IVIVI TECH	IVVI	@NA	@NA	@NA	@NA	@NA	0
IVOW INC	IVOW	0	0	0	0	0	0
IWI HOLDI	3JEWLF	0	0	0	0	0	0
IWO HOLD	IWHD	@NA	@NA	0	0	0	0
IXIA	XXIA	0	0	0	0	0	0
IXOS SOF	XOSYY	0	0	0	0	0	0
IXYS COR	SYXI	0	0	0	0	0	0
J & J SNA	JJSF	0	0	0	0	0	0
J CREW G	2632B	0	0	0	0	0	0
J JILL GR	JILL	0	0	0	0	0	0
J. ALEXAN	JAX	0	0	0	0	0	0
J2 GLOBA	JCOM	0	0	0	0	0	0
JABIL CIR	JBL	0	0	0	0	0	0
JACADA L	JCDA	0	0	0	0	0	0
JACK IN T	JBX	0	0	0	0	0	0
JACKSON	JTX	@NA	@NA	@NA	0	0	0
JACKSON	0262B	@NA	0	0	@NA	@NA	0
JACKSON	JAXB	@NA	0	0	0	0	0
JACKSON	JXSB	42.132	30.593	-25.689	32.029	31.867	0
JACLYN I	JLN	0	0	0	0	0	0
JACO ELE	JACO	0	0	0.01	0	0	0
JACOBS E	JEC	0	0	0	0	0	0
JACOBSO	3JRSEE	0	0	0	0	0	0
JACOBSO	JCBSQ	0	0	0	@NA	@NA	0
JACUZZI E	JJZ	12.338	44.444	-2.169	0	0	0
JAFRA SA	JFA	@NA	@NA	@NA	@NA	@NA	0
JAG MEDI	JAGH	@NA	@NA	@NA	@NA	0	0
JAGGED E	JEMG	@NA	0	0	@NA	@NA	0
JAKKS PA	JAKK	0	0	0	0	0	0
JAMDAT M	JMDT	@NA	@NA	@NA	0	0	0
JAMES CA	0263B	@NA	0	0	0	@NA	0
JAMES HA	JHX	46.245	203.644	76.316	40.164	18.276	1
JAMES MC	JMBI	@NA	@NA	0	0	0	0
JAMESON	JAMS	188.538	951.733	-121.296	-36.77	-24.28	0

JANUS CA	JNS	23.219	0.663	2.911	10.626	0.994	1
JAPAN AIF	JALSY	0	13.008	-19.417	@NA	-8.851	0
JAPAN EQ	JEQ	@NA	@NA	@NA	@NA	@NA	0
JAPAN SM	JOF	@NA	@NA	@NA	@NA	@NA	0
JARDEN C	JAH	0	0	0	0	0	0
JARDINE M	JMHLY	@NA	20.026	143.478	46.307	278.788	0
JAZZ SEM	JAZZ	@NA	@NA	@NA	@NA	@NA	0
JB OXFOR	JBOH	0	0	0	0	0	0
JDA SOFT	JDAS	0	0	0	0	0	0
JDS UNIPH	JDSU	0	0	0	0	0	0
JED OIL IN	JDO	@NA	@NA	@NA	@NA	@NA	0
JEFFERIES	JEF	9.707	8.87	8.717	8.547	14.047	1
JEFFERSC	JFBI	@NA	@NA	10.055	9.233	6.375	0
JEFFERSC	JP	29.362	29.688	32.422	38.889	38.008	1
JEFFERSC	JFBC	33.415	38.718	30.4	25.391	25.279	1
JENNIFER	JEN	0	0	0	0	0	0
JER INVES	JRT	@NA	@NA	@NA	@NA	@NA	0
JERSEY C	GPU3	205.696	63.754	295.294	75.269	202.557	1
JETBLUE A	JBLU	@NA	0	0	0	0	0
JEWETT-C	JCTCF	0	0	0	0	0	0
JF CHINA	JFC	@NA	@NA	@NA	@NA	@NA	0
JILIN CHE	JCC	23.961	0	0	0	0	0
JINPAN IN	JST	0	0	0	0	5.072	0
JL FRENC	0471B	@NA	@NA	@NA	@NA	0	0
JL HALSE	3JLHY	0	0	0	0	0	0
JLG INDUS	JLG	1.441	2.557	4.967	8.216	6.932	1
JLM COUT	JLMC	0	0	0	0	0	0
JMAR TEC	JMAR	0	0	0	0	0	0
JO-ANN S	JAS	0	0	0	0	0	0
JOHN HAN	JHI	@NA	@NA	@NA	@NA	@NA	0
JOHNSON	JNJ	35.493	35.917	36.115	36.092	38.155	1
JOHNSON	JCI	20.954	20.752	22.961	19.686	19.032	1
JOHNSON	JOUT	0	0	0	0	0	0
JOHNSON	0561B	@NA	@NA	@NA	73.514	279.416	0
JOINTLAN	3JLDV	@NA	@NC	0	0	0	0
JONES AP	JNY	0	0	0	0	6.147	0
JONES FIN	4779B	@NA	@NA	@NA	@NA	@NA	0
JONES LA	JLL	0	0	0	0	0	0
JORDAN II	6536B	0	0	0	0	0	0
JORE COF	JOREQ	61.67	-3.33	@NA	@NA	@NA	0
JORGENS	JOR	55.747	30.981	279.473	242.749	37.903	1
JOS A BAN	JOSB	0	0	0	0	0	0
JOURNAL	JRN	45.049	55.382	79.289	48.615	65.995	1
JOURNAL	JRC	0	0	0	0	0	0
JOY GLOB	JOYG	-1.341	0	0	0	0	0
JOYSTAR	3JYSR	@NA	@NA	@NA	@NA	0	0
JPM CO	JPMX	0	0	@NA	@NA	@NA	0
JPMORGA	JPM	25.526	41.804	165.215	170.844	42.561	1
JPS INDUS	JPST	0	0	0	0	0	0
JPY HOLD	8354B	0	0	0	0	0	0
JUNIPER (	3JUNI	0	0	0	0	0	0

JUNIPER N	JNPR	0	0	0	0	0	0
JUNO LIGH	JUNO	27.074	0	0	0	0	0
JUPITER C	3JPHCE	@NA	0	0	0	0	0
JUPITERM	JUPM	0	0	0	0	0	0
K & F INDU	3525B	0	0	0	470.068	0	0
K V PHARI	KV.A	0	0	0	0	0	0
K-FED BAI	KFED	@NA	@NA	@NA	0	0	0
K-SEA TR/	KSP	@NA	@NA	@NA	0	0	0
K-SWISS I	KSWS	1.931	2.901	2.45	2.394	2.631	1
K-TEL INTI	KTEL	0	0	0	0	0	0
K-TRON IN	KTII	0	0	0	0	0	0
K2 DIGITA	3KTWO	0	0	0	0	0	0
K2 INC	KTO	21.408	0	0	0	0	0
KADANT II	KAI	0	0	0	0	0	0
KAIRE HO	3KAIHE	0	0	0	0	0	0
KAISER AI	3KLUCQ1	0	0	0	0	0	0
KAISER AI	3KLUCQ	0	0	0	0	0	0
KAISER GI	KGHI	0	0	0	0	0	0
KAMAN C(	KAMNA	41.044	27.346	83.976	-29.374	51.203	0
KANA SOF	KANAE	0	0	0	0	0	0
KANBAY II	KBAY	@NA	@NA	@NA	0	0	0
KANEB PIP	KPP	103.855	114.651	88.063	108.191	121.517	1
KANEB SE	KSL	@NA	@NA	@NA	40.133	63.798	0
KANSAS C	KCLI	26.287	24.524	43.416	41.069	86.798	1
KANSAS C	GXP1	@NA	@NA	@NA	107.009	77.874	0
KANSAS C	KSU	5.54	0.794	0	0	0	0
KANSAS C	WR1	118.679	115.33	268.089	0	150.089	0
KATY INDU	KT	20.683	-46.171	0	0	0	0
KAYDON C	KDN	22.096	34.854	51.261	57.536	40.709	1
KAYNE AN	KYN	@NA	@NA	@NA	@NA	@NA	0
KB HOME	KBH	9.628	5.461	5.22	3.935	3.185	1
KCS ENEF	KCS	0	0	0	0	0	0
KEANE IN(	KEA	0	0	0	0	0	0
KEARNY F	KRNY	@NA	@NA	@NA	@NA	0	0
KEITH CO	TKCI	0	0	0	0	0	0
KEITHLEY	KEI	6.967	6.923	12.356	-74.253	-53.793	0
KELLOGG	K	114.898	68.726	85.041	57.234	52.395	1
KELLSTR(	KELLQ	0	0	@NA	@NA	@NA	0
KELLWOO	KWD	32.537	24.943	38.616	37.017	23.379	1
KELLY SE	KELYA	40.022	40.552	184.023	76.972	276.771	1
KEMET C(	KEM	0	0	0	0	0	0
KENAN AD	TKAG	@NA	@NA	@NA	@NA	@NA	0
KENDLE IN	KNDL	0	0	0	0	0	0
KENEXA C	KNXA	@NA	@NA	@NA	@NA	@NA	0
KENNAME	KMT	51.969	39.575	39.074	55.655	135.124	1
KENNEDY	KWIC	0	0	0	0	0	0
KENSEY N	KNSY	0	0	0	0	0	0
KENT FIN/	KENT	0	0	0	0	0	0
KENTUCK	KFFB	@NA	@NA	@NA	@NA	0	0
KENTUCK	3KINV	15.048	31.208	12.447	20.916	82.517	1
KENTUCK	AEP4	117.074	146.222	140.25	102.742	49.151	1

KENTUCK	KU1	70.947	80.95	32.439	0	0	0
KERR-MC	KMG	106.849	20.19	34.783	-29.624	71.654	0
KERYX BI	KERX	0	0	0	0	0	0
KERZNER	KZL	0	0	0	0	0	0
KESTREL	3KEST	0	0	0	0	0	0
KEWAUNE	KEQU	17.944	54.033	36.421	-202.924	47.606	0
KEY COM	0264B	@NA	0	0	0	0	0
KEY ENE	KEGS	0	0	0	0	@NA	0
KEY TECH	KTEC	0	0	0	0	0	0
KEY TRO	KTCC	0	0	0	0	0	0
KEYCORP	KEY	42.186	48.303	400	39.344	56.811	1
KEYNOTE	KEYN	0	0	0	0	0	0
KEYSPAN	KSE	110.003	84.805	103.783	64.397	67.479	1
KEYSTON	KEYS	0	0	0	0	0	0
KEYSTON	KESNQ	0	0	0	0	@NA	0
KFORCE I	KFRC	0	0	0	0	0	0
KFX INC	KFX	0	0	0	0	0	0
KIK TECH	3KKTI	@NA	0	0	0	0	0
KILROY R	KRC	116.817	101.445	131.492	170.861	121.532	1
KIMBALL I	KBALB	42.935	52.377	148.604	69.748	430.586	1
KIMBERLY	KMB	33.385	32.389	36.797	36.779	40.668	1
KIMCO RE	KIM	99.186	94.488	90.575	95.365	105.759	1
KINDER M	KMP	101.954	102.77	103.617	94.099	96.394	1
KINDER M	KMI	31.112	12.403	9.58	11.857	35.44	1
KINDER M	KMR	@NA	@NA	191.147	0	0	0
KINDRED	KND	0	0	0	0	0	0
KINETEK I	0265B	@NA	0	0	0	0	0
KINETIC C	KCI	0	0	0	0	0	0
KING PHA	KG	0	2.504	0	0	0	0
KINGFISH	KGFHY	@NA	@NA	-244.172	143.783	790.07	0
KINGS RO	KREN	0	0	0	0	@NA	0
KINGSLEY	3KNGS	@NA	@NA	0	0	0	0
KINGSPO	AEP3	96.931	350.254	@NA	@NA	@NA	0
KINGSWA	KFS	0	0	0	0	0	0
KINROSS	KGC	0	0	0	0	0	0
KINTERA I	KNTA	@NA	@NA	0	0	0	0
KIRBY CO	KEX	0	0	0	0	0	0
KIRIN BRE	KNBWY	36.958	36.292	51.094	36.205	35.806	1
KIRKLAND	KIRK	@NA	0	0	0	0	0
KIRLIN HC	KILN	0	0	0	0	0	0
KIRSHNE	3KSRE	0	0	0	0	0	0
KITE REA	KRG	@NA	@NA	@NA	@NA	@NA	0
KITTY HA	KHK	@NA	@NA	@NA	0	0	0
KLA-TENC	KLAC	0	0	0	0	0	0
KLM ROY	KLMR	0	0	0	0	0	0
KMG AME	KMA	@NA	@NA	@NA	56.8	22.581	0
KMG CHE	KMGB	1.866	7.282	10.985	11.881	20.553	1
KNAPE &	KNAP	50.584	32.538	51.772	75.904	127.611	1
KNBT BA	KNBT	@NA	@NA	0	0	0	0
KNIGHT T	NITE	0	0	0	0	0	0
KNIGHT T	KNX	0	0	0	0	0	0

KNIGHT-R	KRI	26.246	26.732	47.496	30.111	32.066	1
KNIGHTSE	VLCCF	244.83	93.354	109.547	100	98.721	1
KNOLL IN(	KNL	@NA	@NA	@NA	0	0	0
KNOLOGY	KNOL	@NA	@NA	0	0	0	0
KNOT INC	KNOT	0	0	0	0	0	0
KNOWLES	0267B	-541.941	0	0	0	0	0
KNUSAGA	2387B	0	0	0	0	0	0
KOHL'S C(	KSS	0	0	0	0	0	0
KOLORFU	3KOLR	@NA	0	0	0	0	0
KOMAG IN	KOMG	0	0	0	0	0	0
KOMATSU	KMTUY	43.322	83.467	-7.107	174.829	22.086	0
KONAMI C	KNM	@NA	27.151	62.094	-19.808	37.152	0
KONGZHC	KONG	@NA	@NA	@NA	@NA	0	0
KONINKLI	AHO	42.694	@NA	8.766	-34.751	0	0
KONINKLI	PHG	20.033	4.812	-17.588	-14.317	65.303	0
KOOKMIN	KB	14.13	20.702	17.749	0	0	0
KOOR IND	KOR	41.009	21.863	0	0	0	0
KOPIN CO	KOPN	0	0	0	0	0	0
KOPPERS	0268B	@NA	0	@NA	@NA	@NA	0
KOREA EL	KEP	@NA	@NA	@NA	@NA	22.008	0
KOREA E(	KEF	@NA	@NA	@NA	@NA	@NA	0
KOREA FU	KF	@NA	@NA	@NA	@NA	@NA	0
KOREA TH	KTHUF	0	0	0	0	0	0
KORN/FEF	KFY	0	0	0	0	0	0
KOS PHAF	KOSP	0	0	0	0	0	0
KOSAN BI(	KOSN	0	0	0	0	0	0
KOSS COF	KOSS	0	0	0	35.291	42.358	0
KPNQWES	3KQIPQ	0	0	@NA	@NA	@NA	0
KRAFT FO	KFT	172.048	50.425	25.664	28.609	32.825	1
KRAMONT	KRT	127.515	153.82	134.014	247.925	268.662	1
KREISLER	KRSL	0	0	0	0	0	0
KRISPY KI	KKD	0	0	0	0	0	0
KROGER (	KR	0	0	0	0	0	0
KRONOS /	3KNOS	@NA	0	0	0	0	0
KRONOS I	KRON	0	0	0	0	0	0
KRONOS \	KRO	@NA	@NA	@NA	@NA	7.996	0
KRYSTAL	KRYS	0	0	0	0	0	0
KS BANC(	3KSBI	59.243	36.578	53.057	54.79	52.962	1
KSL RECR	9790B	34.725	100	0	0	@NA	0
KSW INC	3KSWW	0	0	0	0	0	0
KT CORP	KTC	24.036	16.096	20.131	10.934	25.907	1
KUBOTA (	KUB	51.485	26.976	88.763	-103.561	68.898	0
KULICKE &	KLIC	0	0	0	0	0	0
KUPPER F	3KPCG	0	0	0	0	0	0
KVH INDU	KVHI	0	0	0	0	0	0
KYOCERA	KYO	22.604	5.167	33.568	219.023	16.412	1
KYPHON I	KYPH	@NA	0	0	0	0	0
KYZEN CC	KYZN	0	0	0	0	0	0
L A M PHA	3LAMP	@NA	0	0	0	0	0
L-3 COMM	LLL	0	0	0	0	0	0
LA BARGE	LB	0	0	0	0	0	0

LA JOLLA	LJPC	0	0	0	0	0	0
LA QUINT/	LQI	646.966	0	0	0	0	0
LA QUINT/	0269B	@NA	@NA	@NA	@NA	@NA	0
LA-Z-BOY	LZB	19.913	31.007	35.442	23.873	851.028	1
LABONE II	LABS	281.427	0	0	0	0	0
LABOR RE	LRW	0	0	0	0	0	0
LABORAT(	LH	0	0	0	0	0	0
LABRANCI	LAB	0	0	9.931	0	@NA	0
LACLEDE	LG1	@NA	@NA	@NA	124.925	74.364	0
LACLEDE	LG	94.2	97.778	83.252	113.421	73.708	1
LACLEDE	3LCLDQ	0	0	@NA	@NA	@NA	0
LACROSS	BOOT	-31.437	0	0	0	0	0
LADENBU	LTS	@NA	0	0	0	0	0
LADISH C(	LDSH	0	0	0	0	0	0
LAFARGE	LAF	15.868	17.091	18.493	16.326	23.437	1
LAFARGE	LR	29.805	29.614	36.4	65.132	41.621	1
LAIDLAW (	LWGB	0	0	0	0	@NA	0
LAIDLAW I	LI	36.95	-3.266	0	0	0	0
LAKELANI	LBAI	61.37	38.501	40.588	50.263	37.936	1
LAKELANI	LKFN	30.641	32.289	34.302	31.74	31.908	1
LAKELANI	LAKE	0	0	0	0	0	0
LAKES EN	LACOE	0	0	0	0	0	0
LAM RESE	LRCX	0	0	0	0	0	0
LAMAR AI	LAMR	0	0	0	0	0	0
LAMSON &	LMS	0	0	0	0	0	0
LAN AIRLI	LFL	27.725	42.13	41.644	29.077	47.697	1
LANCASTI	LANC	25.831	24.93	27.9	28.419	25.014	1
LANCE IN(	LNCE	116.344	84.568	78.063	93.487	101.997	1
LANCER C	LAN	0	0	0	0	0	0
LANCER C	LANZ	0	0	0	0	0	0
LAND O'LA	0270B	@NA	0	0	0	0	0
LANDAME	LFG	6.245	-3.042	6.02	2.959	3.288	0
LANDAUE	LDR	127.685	94.938	85.004	75.791	88.035	1
LANDEC C	LNDC	0	0	0	0	0	0
LANDMAR	LARK	34.168	27.319	23.373	27.086	27.432	1
LANDRYS	LNY	0	0	8.053	6.021	6.033	0
LANDSTAI	LSTR	0	0	0	0	0	0
LANGER II	GAIT	0	0	0	0	0	0
LANNETT	LCI	0	0	0	0	0	0
LANOPTIC	LNOP	0	0	0	0	0	0
LANTRON	LTRX	0	0	0	0	0	0
LANVISIO	LANV	0	0	0	0	0	0
LARGE SC	LSBC	0	0	0	0	0	0
LAS VEGA	LVS	@NA	@NA	@NA	0	0	0
LAS VEGA	9781B	0	0	0	0	11.214	0
LASALLE I	LHO	169.955	486.133	303.931	-139.61	-496.624	0
LASER MA	LMTI	0	0	0	0	0	0
LASERCAI	LCRD	0	0	0	0	0	0
LASERLO(	3LLTI	@NA	0	0	0	0	0
LASERSC(	LSCP	0	0	0	0	0	0
LASERSIG	LRST	0	0	0	0	0	0

LASTMINU	LMIN	0	0	0	0	0	0
LATIN AME	LAQ	@NA	@NA	@NA	@NA	@NA	0
LATIN AME	LDF	@NA	@NA	@NA	@NA	@NA	0
LATTICE S	LSCC	0	0	0	0	0	0
LAUDER E	EL	16.834	16.34	16.796	25.119	15.688	1
LAUREATE	LAUR	0	0	0	0	0	0
LAUREL C	LARL	41.25	39.847	36.603	45.496	56.393	1
LAURION	LAGFF	0	0	0	0	0	0
LAW ENFO	3LENF	@NA	@NA	0	0	98.03	0
LAWSON I	LAWS	24.695	20.881	70.456	49.128	38.682	1
LAWSON S	LWSN	0	0	0	0	0	0
LAYNE CH	LAYN	0	0	0	0	0	0
LAZARD G	LGI	@NA	@NA	@NA	@NA	@NA	0
LAZARD L	LAZ	@NA	@NA	@NA	@NA	163.2	0
LAZARE K	LKI	0	0	0	0	0	0
LBP INC	3LBPZE	0	64.123	@NA	@NA	@NA	0
LCA VISIO	LCAV	0	0	0	0	0	0
LCC INTER	LCCI	0	0	0	0	0	0
LCNB COR	3LCNB	@NA	@NA	53.882	53.303	53.926	0
LDM TECH	0290B	@NA	0	0	0	0	0
LEADING I	LBIX	0	0	0	0	0	0
LEADIS TE	LDIS	@NA	@NA	@NA	0	0	0
LEAP TEC	3LPTC	0	0	0	0	0	0
LEAP WIR	3LEAP	0	0	0	0	0	0
LEAPFRO	LF	@NA	0	0	0	0	0
LEAR COR	LEA	0	0	0	0	3.811	0
LEARNING	LCGI	0	0	0	0	0	0
LEARNING	LTRE	0	0	0	0	0	0
LEATHER	TLF	0	0	0	0	0	0
LECG COR	XPRT	@NA	@NA	-1.714	-18.158	123.309	0
LECROY C	LCRY	0	0	0	0	0	0
LECTEC C	3LECT	0	0	0	0	0	0
LEE COUN	0435B	@NA	@NA	@NA	@NA	@NA	0
LEE ENTE	LEE	39.167	40.484	50.115	37.116	38.763	1
LEE PHAR	3LPHM	0	0	0	0	0	0
LEESPORT	FLPB	69.45	52.258	47.082	40.589	64.66	1
LEGAL AC	3LGAL	0	0	0	0	0	0
LEGAL CL	LEGL	0	0	0	0	0	0
LEGALPLA	LPLE	0	0	0	0	0	0
LEGG MAS	LM	12.282	15.885	16.978	15.124	13.128	1
LEGGETT	LEG	24.475	31.125	50.586	42.257	50.947	1
LEHMAN A	CVI	@NA	@NA	@NA	@NA	@NA	0
LEHMAN E	LBC	@NA	@NA	@NA	@NA	@NA	0
LEHMAN E	LEH	4.629	3.514	6.46	10.596	7.762	1
LEHMAN T	3THLM	0	0	0	0	0	0
LEINER HE	9796B	0	0	@NA	@NA	@NA	0
LEITCH TE	LVIDF	0	0	0	0	0	0
LENNAR C	LEN	1.656	1.264	0.753	0.584	2.982	1
LENNOX I	LII	19.348	36.459	-50.505	37.12	26.303	0
LERNOUT	3LHSPQ	0	@NA	@NA	@NA	@NA	0
LESCARDI	3LCAR	0	0	0	0	0	0

LESCO IN(	LSCO	10.167	17.163	-22.157	0	0	0
LEUCADIA	LUK	419.753	12.018	21.341	9.074	20.989	1
LEVCOR II	3LEVC	0	0	0	0	0	0
LEVEL 3 C	LVLT	0	0	0	0	0	0
LEVEL 8 S	3LVEL	0	0	0	0	0	0
LEVI STRA	6206B	0	0	0	0	0	0
LEVITT CC	LEV	@NA	@NA	0	0	0	0
LEVON RE	3LVNVE	0	0	0	0	0	0
LEXAR ME	LEXR	0	0	0	0	0	0
LEXICON (	LEXG	0	0	0	0	0	0
LEXINGTC	LXP	109.014	107.091	135.179	118.501	166.735	1
LEXINGTC	3LEXP	0	0	0	0	0	0
LEXMARK	LXK	0	0	0	0	0	0
LG PHILIP	LPL	@NA	@NA	@NA	0	0	0
LHC GROU	LHCG	@NA	@NA	@NA	@NA	@NA	0
LIBBEY IN	LBY	11.101	9.749	11.647	16.304	18.939	1
LIBERATE	LBRT	0	0	0	0	0	0
LIBERMAN	LBIM	@NA	@NA	@NA	@NA	@NA	0
LIBERTY A	USA	@NA	@NA	@NA	@NA	@NA	0
LIBERTY A	ASG	@NA	@NA	@NA	@NA	@NA	0
LIBERTY (	LC	38.814	70.045	104.307	52.359	77.018	1
LIBERTY (	LZPI	0	0	0	0	0	0
LIBERTY H	LIBHA	50.648	-18.036	-66.773	-17.139	-22.055	0
LIBERTY M	L	0	0	0	0	0	0
LIBERTY M	LBTYA	@NA	@NA	@NA	@NA	@NA	0
LIBERTY M	9761B	@NA	@NA	0	@NA	@NA	0
LIBERTY F	LRY	98.365	98.143	107.189	121.984	127.095	1
LIBERTY S	3LSSI	0	0	0	0	0	0
LIFE PART	LPHI	0	0	-28.876	58.701	53.471	0
LIFE SCIE	3LSRI	@NA	0	0	0	0	0
LIFE TIME	LTM	@NA	@NA	@NA	0	0	0
LIFECELL	LIFC	0	0	0	0	0	0
LIFECORE	LCBM	0	0	0	0	0	0
LIFELINE S	LIFE	0	0	0	0	0	0
LIFEPOINT	LPNT	0	0	0	0	0	0
LIFEPOINT	LPNT.P	@NA	@NA	@NA	@NA	@NA	0
LIFEPOINT	LFP	0	0	0	0	0	0
LIFESTRE	3LFTC	@NA	0	0	0	0	0
LIFESTYLE	3LFSI	@NA	@NA	@NA	@NA	0	0
LIFETIME	LCUT	79.5	79.965	89.685	74.007	31.491	1
LIFEWAY I	LWAY	0	0	0	0	0	0
LIGAND PI	LGNDE	0	0	0	0	0	0
LIGHT MA	LMGR	0	0	0	@NA	@NA	0
LIGHTBRI	LTBG	0	0	0	0	0	0
LIGHTFIRS	BLF	@NA	@NA	@NA	@NA	@NA	0
LIGHTING	LSGP	0	0	0	@NA	@NA	0
LIGHTPAT	LPTH	0	0	0	0	0	0
LIHIR GOL	LIHRY	0	0	0	0	40.787	0
LILLY (ELI)	LLY	40.466	37.883	43.881	50.619	57.224	1
LIMELIGH	3LMMG	@NA	0	0	0	0	0
LIMITED B	LTD	28.312	29.808	24.855	30.242	29.01	1

LIN TV CO	TVL	@NA	0	0	0	0	0
LINCARE I	LNCR	0	0	0	0	0	0
LINCOLN I	LNCB	38.937	49.173	44.447	43.353	54.974	1
LINCOLN I	LINC	@NA	@NA	@NA	@NA	@NA	0
LINCOLN I	LECO	30.457	30.934	30.413	38.529	48.482	1
LINCOLN I	3LCNIA	0	0	0	0	0	0
LINCOLN I	3LLOG	0	0	0	0	0	0
LINCOLN I	LNC	47.674	36.107	38.254	255.947	31.731	1
LINCOLN I	LNV	@NA	@NA	@NA	@NA	@NA	0
LINCOLN I	LND	@NA	@NA	@NA	@NA	@NA	0
LINCORP I	3LCPH	0	0	0	0	@NA	0
LINDOWS	LINE	@NA	@NA	@NA	@NA	@NA	0
LINDSAY I	LNN	14.043	12.871	20.55	15.294	14.115	1
LINEAR TE	LLTC	11.367	9.708	9.63	27.326	27.813	1
LINENS N	LIN	0	0	0	0	0	0
LINK ENEI	3LNKEE	-1,371.56	271.713	-264.706	-4.632	@NA	0
LINK GRO	LNKG	@NA	0	0	0	0	0
LINKTONE	LTON	@NA	@NA	@NA	0	0	0
LION BIOS	LEON	0	0	0	0	0	0
LION INC	3LINN	0	0	0	0	0	0
LION-GRI I	3LGIIE	0	0	0	0	0	0
LIONBRID	LIOX	0	0	0	0	0	0
LIONORE	3LMGGF	0	0	0	0	0	0
LIONS GA	LGF	0	0	0	0	0	0
LIPID SCIE	LIPD	0	0	0	0	0	0
LIPMAN EI	LPMA	@NA	@NA	@NA	21.275	15.873	0
LIQUIDATI	LIQWF	0	0	0	0	0	0
LIQUIDME	LQMT	@NA	@NA	0	0	0	0
LITHIA MC	LAD	0	0	0	0	7.226	0
LITTELFUS	LFUS	0	0	0	0	0	0
LITTLE SQ	3LITS	@NA	@NA	0	0	0	0
LITTLEFIE	3LTFD	0	0	0	0	0	0
LIVEPERS	LPSN	0	0	0	0	0	0
LIZ CLAIB	LIZ	14.457	13.016	12.141	10.297	8.453	1
LJ INTERN	JADE	0	0	0	@NA	0	0
LKQ CORI	LKQX	@NA	@NA	0	0	0	0
LL&E ROY	LRT	100.114	99.797	100.059	101.071	100.152	1
LLOYDS T	LYG	@NA	62.195	74.88	107.131	58.728	0
LMI AERO	LMIA	0	0	0	0	0	0
LML PAYM	LMLP	0	0	0	0	0	0
LMS MEDI	LMZ	@NA	@NA	@NA	@NA	@NA	0
LNB BANC	LNBB	49.653	49.715	50.963	48.991	59.961	1
LOCATEPI	3LPLHE	@NA	0	0	0	0	0
LOCKHEE	LMT	46.811	-43.16	243.038	37.336	24.786	0
LODGENE	LNET	0	0	0	0	0	0
LODGIAN	LGN	0	0	0	0	0	0
LOEWS C	LTR	20.898	5.313	-20.997	13.398	-14.245	0
LOEWS C	LTCG.CM	20.898	5.313	@NA	@NA	@NA	0
LOEWS CI	CG	@NA	@NA	@NA	@NA	@NA	0
LOGANSP	LOGN	42.565	37.589	36.91	31.572	32.638	1
LOGIC DE	LOGC	0	0	0	0	0	0

LOGICVIS	LGVN	0	0	0	0	0	0
LOGILITY	LGTY	0	0	0	0	0	0
LOGITECH	LOGI	0	0	0	0	0	0
LOGIX CO	0186B	0	0	@NA	@NA	@NA	0
LOJACK C	LOJN	0	0	0	0	0	0
LONE STA	STAR	0	59.702	90.668	34.242	49.629	0
LONE STA	LSS	0	0	0	0	0	0
LONG ISL	LICB	35.056	28.62	24.363	18.858	18.63	1
LONGPOR	3LPTI	24.187	0	0	0	0	0
LONGS DI	LDG	31.892	47.507	44.893	68.468	70.582	1
LONGVIEV	LFB	72.408	65.888	99.538	29.846	38.158	1
LOOKSMA	LOOK	0	0	0	0	0	0
LORAL SP	LRLSQ	0	0	0	0	0	0
LOREAL C	LORLY	0	0	0	30.664	30.841	0
LORUS TH	LRP	0	0	0	0	0	0
LOTTERY	LWSL	0	0	0	0	0	0
LOUD TEC	3LTEC	0	0	0	0	0	0
LOUDEYE	LOUD	0	0	0	0	0	0
LOUISIAN	LPX	27.306	-422.464	-14.569	0	0	0
LOUISVILL	LGE1	88.436	47.455	22.54	81.48	0	0
LOWE'S C	LOW	7.069	6.603	5.852	4.487	4.672	1
LOWRANC	LEIX	0	0	0	0	0	0
LOYALTYF	3LYLP	0	0	0	0	0	0
LPA HOLD	9901B	0	0	0	0	0	0
LQ CORPC	3LQCI	0	0	0	0	0	0
LSB BANC	LXBK	50.369	53.769	51.65	49.736	63.581	1
LSB CORF	LSBX	23.711	26.232	52.1	61.935	48.912	1
LSB FINAN	LSBI	21.985	22.71	24.549	21.621	22.313	1
LSB INDUS	LXU	0	0	0	0	0	0
LSI INDS I	LYTS	18.864	21.609	37.6	26.216	48.556	1
LSI LOGIC	LSI	0	0	0	0	0	0
LTC PROP	LTC	254.636	137.178	0	236.874	288.144	0
LTV CORP	3LTVCQ	-5.116	-2.052	@NA	@NA	@NA	0
LTWC COI	LTWC	0	0	0	0	@NA	0
LTX CORP	LTXX	0	0	0	0	0	0
LUBRIZOL	LZ	57.677	46.207	56.532	42.354	59.052	1
LUBYS INC	LUB	62.867	171.989	0	0	0	0
LUCENT T	LU	7.577	15.11	-1.444	0	0	0
LUCILLE F	LUCY	0	0	0	0	0	0
LUFKIN IN	LUFK	-367.035	65.265	22.93	54.716	48.408	0
LUIGINOS	0291B	@NA	0	0	0	@NA	0
LUKOIL -A	LUKOY	@NA	@NA	@NA	21.432	14.458	0
LUMENIS I	LUME	0	0	0	0	@NA	0
LUMENON	LUMMQ	@NA	0	0	0	@NA	0
LUMERA C	LMRA	@NA	@NA	@NA	0	0	0
LUMINA C	LCC	@NA	@NA	@NA	0	0	0
LUMINANT	LUMTQ	0	0	@NA	@NA	@NA	0
LUMINENT	LUM	@NA	@NA	@NA	@NA	@NA	0
LUMINEX	LMNX	0	0	0	0	0	0
LUXOTTIC	LUX	20.735	15.021	20.016	20.751	35.686	1
LVMH MOI	LVMUY	80.041	45.816	207.831	62.77	51.729	1

LYDALL IN	LDL	0	0	0	0	0	0
LYDIAN TF	LYDN	@NA	@NA	0	0	@NA	0
LYNCH CC	LGL	0	0	0	0	0	0
LYNCH IN	LIC	0	0	0	0	0	0
LYNX THE	LYNXD	0	0	0	0	0	0
LYONDELI	LYO	-121.25	22.553	-73.103	-81.955	-38.411	0
LYONDELI	LYO.P	@NA	@NA	@NA	@NA	@NA	0
M & F WOI	MFW	0	0	0	0	0	0
M & T BAN	MTB	13.225	18.167	25.358	19.967	23.595	1
M-SYSTEN	FLSH	0	0	0	0	0	0
M-WAVE II	MWAV	0	0	0	0	0	0
M/I HOME	MHO	4.227	3.593	2.871	2.267	1.774	1
MAC-GRA	TUC	0	0	0	0	0	0
MACATAW	MCBC	0	7.495	25.547	26.122	29.465	0
MACC PRI	MACC	@NA	@NA	@NA	0	0	0
MACDERM	MRD	4.342	7.163	-6.672	27.607	6.238	0
MACE SEC	MACE	-99.533	0	0	0	0	0
MACERICH	MAC	59.954	181.383	122.015	209.243	142.366	1
MACK-CAI	CLI	110.513	74.774	105.892	102.906	106.603	1
MACKINAC	MFNC	20.249	45.418	36.491	-6.57	0	0
MACQUAF	MIC	@NA	@NA	@NA	@NA	0	0
MACQUAF	MFD	@NA	@NA	@NA	@NA	@NA	0
MACREPC	3MRPT	@NA	@NA	0	0	0	0
MACROCH	MCHM	0	0	0	0	0	0
MACROME	MACR	0	0	0	0	0	0
MACRONI	MXICY	0	0	0	0	0	0
MACROVI	MVSN	0	0	0	0	0	0
MAD CATZ	MCZ	0	0	0	0	0	0
MADDEN S	SHOO	0	0	0	0	0	0
MADECO S	MAD	-8.553	0	0	0	0	0
MADISON	MGEE1	@NA	@NA	81.65	58.439	97.877	0
MADISON	3MMRSF	@NA	@NA	0	0	0	0
MADISON	0522B	@NA	@NA	@NA	0	0	0
MADISON	0637B	@NA	@NA	@NA	@NA	@NA	0
MADISON	MSP	@NA	@NA	@NA	@NA	@NA	0
MADISON/	MCN	@NA	@NA	@NA	@NA	@NA	0
MAF BANC	MAFB	15.949	16.04	17.579	18.844	22.684	1
MAGAL SE	MAGS	37.235	24.991	29.744	0	16.681	0
MAGELLAI	MGLN	0	0	0	0	0	0
MAGELLAI	MMP	0	0	76.328	62.707	102.674	0
MAGELLAI	MPET	0	0	0	0	0	0
MAGIC LA	GML	0	0	0	0	0	0
MAGIC SC	MGIC	0	0	0	0	0	0
MAGMA D	LAVA	@NA	0	0	0	0	0
MAGNA EI	MECA	0	0	0	0	0	0
MAGNA IN	MGA	17.544	17.541	20.722	23.404	22.847	1
MAGNA-L/	3MAGLA	0	0	0	0	0	0
MAGNETE	MAG	0	0	0	0	0	0
MAGNITUI	3MAGY	0	0	0	0	0	0
MAGNUM	3MAGR	@NA	0	0	0	0	0
MAGNUM	MHR	0	0	0	0	0	0

MAGSTAR	3MGST	0	0	0	0	0	0
MAGUIRE	MPG	@NA	@NA	-40.674	-164.079	-66.842	0
MAGYAR	MTA	0	0	0	0	0	0
MAHANAG	MTE	17.374	18.407	21.797	45.385	56.803	1
MAI SYSTI	3MAIY	0	0	0	0	0	0
MAII HOLD	MAII	0	0	0	@NA	@NA	0
MAILKEY (	3MAKY	0	0	0	0	0	0
MAIN STR	MSBK	20.597	25.855	40.482	32.246	31.316	1
MAIN STR	MAIN	0	0	0	0	0	0
MAIN STR	3MSTI	@NA	37.301	30.579	33.094	45.571	0
MAINE & M	MAM	44.408	37.106	40.252	34.632	83.678	1
MAINE YA	3010B	192.782	194.504	45.756	50.595	@NA	0
MAINSOUI	MSFG	43.702	41.821	36.808	32.011	31.735	1
MAIR HOL	MAIR	0	0	0	0	0	0
MAJESCO	COOL	0	0	0	0	@NA	0
MAJESTIC	9854B	21.989	-11.14	0	441.78	-19.025	0
MAJOR AU	3MAJR	0	0	0	0	0	0
MAKEMUS	MMUS	0	0	0	0	0	0
MAKITA C	MKTAY	68.785	140.363	2,070.70	40.057	33.936	1
MALAYSIA	MF	@NA	@NA	@NA	@NA	@NA	0
MAMMA.C	MAMA	0	0	0	0	0	0
MAMMATE	3MAMM	0	0	0	0	0	0
MAN SANC	3MSHI	@NA	@NA	0	0	0	0
MANAGED	MHY	@NA	@NA	@NA	@NA	@NA	0
MANAGED	HYF	@NA	@NA	@NA	@NA	@NA	0
MANAGED	MMU	@NA	@NA	@NA	@NA	@NA	0
MANAGEM	TMNG	0	0	0	0	0	0
MANATRC	MANA	0	0	0	0	0	0
MANCHES	MANC	0	0	0	0	0	0
MANDALA	MBG	0	0	0	0	31.784	0
MANGOSC	3MGOF	@NA	@NA	0	0	0	0
MANHATT	MANH	0	0	0	0	0	0
MANHATT	3MHTT	0	0	0	0	0	0
MANHATT	3MHTX	0	0	0	0	0	0
MANITOW	MTW	11.678	12.456	15.056	18.497	40.168	1
MANNATE	MTEX	12.291	0	0	0	0	0
MANNING	GMAI	0	0	0	0	0	0
MANNKINI	MNKD	@NA	@NA	@NA	0	0	0
MANOR C	HCR	0	0	0	0	18.725	0
MANPOWI	MAN	10.2	8.82	12.209	13.516	11.329	1
MANTECH	MANT	0	0	0	0	0	0
MANUGIS	MANU	0	0	0	0	0	0
MANULIFE	MFC	0	0	0	0	23.457	0
MAPICS IN	MAPX	0	0	0	0	0	0
MAPINFO	MAPS	0	0	0	0	0	0
MARATHC	MRO	39.908	63.426	21.548	53.172	29.447	1
MARCHEX	MCHX	@NA	@NA	@NA	0	0	0
MARCONI	MRCIY	27.196	-54.613	0	0	0	0
MARCUS (	MCS	29.72	48.524	27.778	32.506	25.773	1
MARGO C	MRGO	0	0	0	0	0	0
MARINA C	3MRNAE	@NA	0	0	@NA	@NA	0

MARINE P	MARPS	90.045	90.641	84.722	115.639	86.8	1
MARINE P	MPX	0	0	11.935	11.058	15.145	0
MARINEM/	HZO	0	0	0	0	0	0
MARINER	0293B	@NA	0	0	0	@NA	0
MARISA C	MRSA	0	0	0	0	0	0
MARITRAI	TUG	39.831	90.044	69.371	36.115	19.167	1
MARKEL C	MKL	0	0	0	0	0	0
MARKET 2	MKH	@NA	@NA	@NA	@NA	@NA	0
MARKET C	3MKTE	0	0	0	0	0	0
MARKET H	DUK3	@NA	@NA	0	0	@NA	0
MARKETA	MKTX	@NA	@NA	@NA	@NA	0	0
MARKETIN	MKSP	0	0	@NA	@NA	@NA	0
MARKWES	MWE	@NA	0	0	86.163	232.503	0
MARKWES	MWP	0	0	0	0	0	0
MARLIN BI	MRLN	@NA	@NA	0	0	0	0
MARLTON	MTY	0	0	0	0	0	0
MARNETIC	MXBTF	@NA	0	0	0	0	0
MARRIOT	MAR	13.25	11.691	26.271	15.262	14.286	1
MARSH &	MMC	63.912	45.047	58.932	43.81	41.818	1
MARSH SU	MARSB	30.548	30.278	30.491	90.532	135.891	1
MARSHAL	MI	28.199	34.267	35.5	27.79	29.04	1
MARSHAL	MSHL	@NA	@NA	@NA	0	0	0
MARTEK E	MATK	0	0	0	0	0	0
MARTEN T	MRTN	0	0	0	0	0	0
MARTHA S	MSO	83.855	0	0	0	0	0
MARTIN M	MLM	19.3	22.537	25.557	28.91	33.352	1
MARTIN M	MMLP	@NA	0	0	0	110.133	0
MARVEL E	MVL	0	0	0	0	0	0
MARVELL	MRVL	0	0	0	0	0	0
MARX TO	3MRXTE	0	0	0	0	0	0
MASCO C	MAS	31.756	37.735	126.05	40.235	39.324	1
MASISA S	MYS	10.803	27.833	36.795	58.817	45.979	1
MASONITE	MHM	0	0	0	0	0	0
MASS HEA	MHE	@NA	@NA	@NA	@NA	@NA	0
MASS ME	3MMGW	@NA	0	0	0	0	0
MASSBAN	MASB	33.233	34.461	36.574	42.174	51.736	1
MASSEY E	MEE	0	0	-1,406.95	-36.591	-36.993	0
MASSMUT	MCI	@NA	@NA	@NA	@NA	@NA	0
MASSMUT	MPV	@NA	@NA	@NA	@NA	@NA	0
MASTEC I	MTZ	0	0	0	0	0	0
MATAV-CA	MATV	66.073	-0.463	0	0	0	0
MATERIAL	MSC	0	0	0	0	0	0
MATERIAL	3MTNA	0	0	0	0	0	0
MATRIA H	MATR	0	0	0	0	0	0
MATRITEC	MZT	0	0	0	0	0	0
MATRIX B	MTXC	0	0	0	0	0	0
MATRIX S	MTRX	0	0	0	0	0	0
MATRIXON	MONE	0	0	0	0	0	0
MATRIXX	MTXX	0	0	0	0	0	0
MATSUSH	MC	28.955	62.373	-6.03	-106.915	69.327	0
MATTEL IN	MAT	-158.885	67.63	6.948	4.806	31.869	0

MATTHEW	MATW	11.505	10.665	9.741	8.584	8.694	1
MATTRES	MFRM	@NA	@NA	@NA	@NA	@NA	0
MATTSON	MTSN	0	0	0	0	0	0
MAUI GEN	3MAUG	@NA	@NA	0	0	0	0
MAUI LAN	MLP	0	198.894	0	0	0	0
MAVERICI	3MVRME	@NA	0	0	0	0	0
MAVERICI	MVK	0	0	0	0	0	0
MAX & ER	MAXE	0	0	0	0	0	0
MAX RE C	MXRE	@NA	0	31.331	-27.616	3.142	0
MAXCO IN	MAXC	0	0	0	0	0	0
MAXCOR I	MAXF	0	0	0	0	0	0
MAXICARE	3MAXI	0	0	0	0	0	0
MAXIM INT	MXIM	0	0	1.785	0	8.359	0
MAXIM PH	MAXM	0	0	0	0	0	0
MAXIMUM	MXDY	@NA	@NA	@NA	0	0	0
MAXIMUS	MMS	2.737	0	0	0	0	0
MAXTOR (	MXO	0	0	0	0	0	0
MAXUS RE	MRTI	0	254.592	59.496	627.18	-636.598	0
MAXUS TE	3MXUSE	0	0	0	@NC	0	0
MAXWELL	MXWL	0	0	0	0	0	0
MAXXAM I	MXM	0	0	0	0	0	0
MAXXON I	MXON	@NA	@NA	0	0	0	0
MAXYGEN	MAXY	0	0	0	0	0	0
MAY DEPA	MAY	32.489	34.048	40.466	52.099	66.268	1
MAYFLOW	MFLR	54.441	62.722	56.086	47.541	43.105	1
MAYNE GI	3MAYNY	21.396	-32.987	35.498	65.329	-6.968	0
MAYORS J	MYR	0	0	0	0	-26.423	0
MAYS (J.W	MAYS	0	0	0	0	0	0
MAYTAG (	MYG	18.98	27.811	32.876	29.263	49.419	1
MB FINAN	MBFI	0	0	38.906	22.758	21.964	0
MB SOFTW	3MBSB	0	0	0	0	0	0
MBC HOLI	3MBRWQ	0	0	@NA	@NA	@NA	0
MBIA CAP	MZF	@NA	@NA	@NA	@NA	@NA	0
MBIA INC	MBI	25.044	15.229	15.293	16.954	14.161	1
MBNA COI	KRB	22.227	20.385	18.253	19.942	19.794	1
MBT FINAI	MBTF	@NA	34.949	45.398	47.991	56.138	0
MC SHIPP	MCX	0	0	0	0	0	0
MCAFEE I	MFE	0	0	0	0	0	0
MCCLATC	MNI	20.65	20.3	31.376	13.97	14.081	1
MCCORMI	MKC	47.144	38.036	37.585	32.592	41.817	1
MCCORMI	MSSR	@NA	@NA	@NA	0	0	0
MCDATA (	MCDTA	0	0	0	0	0	0
MCDERMC	MDR	2,025.45	-27.14	0	0	0	0
MCDONAL	MCD	13.589	14.196	17.579	29.977	33.384	1
MCF CORI	MEM	0	0	0	0	0	0
MCG CAPI	MCGC	@NA	@NA	349.316	1,547.43	124.91	0
MCGRATH	MGRC	26.195	25.209	29.477	69.144	42.601	1
MCGRAW-	MHP	39.705	38.664	50.35	34.159	30.029	1
MCI INC	MCIP	0	0	0	0	0	0
MCKESSC	MCK	36.566	-159.953	16.364	12.4	10.781	0
MCLEODU	MCLD	0	0	0	0	0	0

MCMORAI	MMR	0	0	0	0	0	0
MCRAE IN	MRI.A	85.038	49.3	-91.243	14.468	18.409	0
MCSI INC	MCSIQ	0	0	0	@NA	@NA	0
MDC HOLI	MDC	4.976	4.233	4.146	4.956	0.854	1
MDC PART	MDCAE	0	0	0	0	0	0
MDI INC	MDII	0	0	0	0	0	0
MDS INC	MDZ	9.462	9.338	16.438	12.381	20	1
MDSI MOE	MDSI	0	0	0	0	0	0
MDU COM	3MDTV	@NA	0	0	0	0	0
MDU RESO	MDU	54.403	48.234	39.393	45.725	40.68	1
MEADE IN	MEAD	0	0	0	0	0	0
MEADOW	MVCO	0	0	0	0	0	0
MEADOWI	MIG	-13.139	-5.843	-11.767	0	0	0
MEADWES	MWV	79.326	34.748	101.289	-6,100.00	-9,200.00	0
MEASURE	MSS	0	0	0	0	0	0
MECHANI	MKTY	0	0	0	0	0	0
MECHEL S	MTL	@NA	@NA	@NA	@NA	@NA	0
MED GEN	3MDGN	@NA	0	0	0	0	0
MED-DESI	MEDC	0	0	0	0	0	0
MED-EMEI	3MDER	0	0	0	0	0	0
MEDALLIC	TAXI	88.597	230.672	-158.379	-4.337	81.417	0
MEDAREX	MEDX	0	0	0	0	0	0
MEDCATH	MDTH	0	0	0	0	0	0
MEDCO HI	MHS	@NA	@NA	0	0	0	0
MEDCOM	3EMED	0	0	0	0	0	0
MEDEX HO	MDX	@NA	@NA	@NA	@NA	@NA	0
MEDEX IN	0575B	@NA	@NA	@NA	@NA	@NA	0
MEDIA 10	MDEA	0	0	0	0	@NA	0
MEDIA GE	MEG	22.963	24.071	87.073	31.191	30.146	1
MEDIA SC	GFX	0	0	-6.269	0	0	0
MEDIABA	MBAY	0	0	0	0	0	0
MEDIACOI	MCCC	0	0	0	0	0	0
MEDIALIN	MDLK	0	0	0	0	0	0
MEDIANE	9971B	1,414.15	0	0	0	0	0
MEDIAONI	UMG.PC	@NA	@NA	@NA	@NA	@NA	0
MEDIAWO	3MEWXE	@NA	0	0	0	0	0
MEDICAL	MDCI	0	0	0	0	0	0
MEDICAL	3MLSC	0	0	0	0	0	0
MEDICAL	3MMAM	@NA	0	0	0	0	0
MEDICAL	3MMTV	@NA	@NA	@NA	@NA	0	0
MEDICAL	3MDNU	0	0	0	0	0	0
MEDICAL	MPW	@NA	@NA	@NA	@NA	@NA	0
MEDICAL	MRN	@NA	0	0	0	0	0
MEDICALC	3MDCV	0	0	0	0	0	0
MEDICALC	MDLIZ	0	0	0	@NA	@NA	0
MEDICINE	MDCO	0	0	0	0	0	0
MEDICIS F	MRX	0	0	0	0	0	0
MEDICOR	3MDCR	@NA	@NA	0	0	0	0
MEDICORI	MDKI	0	0	0	0	0	0
MEDICSIG	3MSHT	0	0	0	0	0	0
MEDICURI	MCU	@NA	0	0	0	0	0

MEDIFAST	MED	0	0	0	0	0	0
MEDIMMU	MEDI	0	0	0	0	0	0
MEDIS TE	MDTL	0	0	0	0	0	0
MEDISCIE	3MDSC	0	0	0	0	0	0
MEDIWAR	MEDW	0	0	0	0	0	0
MEDJET I	MDJT	0	0	0	0	0	0
MEDQUES	0551B	@NA	@NA	@NA	@NA	@NA	0
MEDQUIS	MEDQ	0	0	0	0	@NA	0
MEDSTRC	3MSRGE	@NA	@NA	0	0	0	0
MEDTOX S	TOX	0	0	0	0	0	0
MEDTRON	MDT	17.251	23.011	28.333	19.015	17.94	1
MEDWAVE	MDWV	0	0	0	0	0	0
MEGA GR	MGIN	@NA	0	0	0	@NA	0
MEGADAT	3MDTA	0	0	0	0	0	0
MEGATEC	MGTC	0	0	0	0	0	0
MEGOLA I	3MGOA	@NA	@NA	0	0	@NA	0
MELLON F	MEL	40.748	41.807	88.991	31.934	35.894	1
MEMC ELE	WFR	0	0	0	0	0	0
MEMEC IN	MEC	@NA	@NA	@NA	@NA	@NA	0
MEMORY	MEMY	@NA	@NA	@NA	0	0	0
MEMRY C	MRY	0	0	0	0	0	0
MENS WE	MW	0	0	0	0	0	0
MENTOR (	MNT	8.461	7.801	6.774	5.835	38.022	1
MENTOR (	MENT	0	0	0	0	0	0
MER TELE	MTSL	0	0	0	0	0	0
MERA PH	3MRPI	0	0	0	0	0	0
MERCANT	MBR	@NA	@NA	@NA	16.128	16.544	0
MERCANT	MBWM	0	0	0	0	18.421	0
MERCANT	MRBK	41.279	40.313	42.802	43.056	48.697	1
MERCER I	MIGP	@NA	@NA	0	0	0	0
MERCER I	MERCS	-2.188	0	0	0	0	0
MERCHAN	3MMBI	34.999	32.075	31.57	28.034	26.896	1
MERCHAN	MBVT	32.44	37.966	42.593	44.979	53.183	1
MERCHAN	MGP	14.059	13.344	112.667	33.727	19.313	1
MERCK &	MRK	44.636	42.595	43.342	44.817	49.543	1
MERCURY	MAX	0	0	0	0	0	0
MERCURY	MRCY	0	0	0	0	0	0
MERCURY	MCY	34.294	47.464	54.519	98.59	38.963	1
MERCURY	MERQ	0	0	0	0	0	0
MEREDITH	MDP	16.874	22.374	23.125	18.979	20.218	1
MEREDITH	MPQ	@NA	206.266	-63.838	2,336.84	584.375	0
MERGE TE	MRGE	0	0	0	0	0	0
MERGENC	MRGN	0	0	0	0	0	0
MERIDIAN	0355B	@NA	@NA	@NA	@NA	@NA	0
MERIDIAN	VIVO	138.784	47.152	-36.224	79.944	71.089	0
MERIDIAN	MDG	0	0	0	0	0	0
MERIDIAN	TMR	0	0	0	0	0	0
MERISANT	MERI	@NA	@NA	@NA	@NA	@NA	0
MERISEL I	MSEL	0	0	0	0	0	0
MERISTAR	MHX	102.173	91.689	-168.469	-1.088	0	0
MERIT ME	MMSI	0	0	0	0	0	0

MERITAGE	MTH	0	0	0	0	0	0
MERITAGE	MHG	0	0	0	0	0	0
MERIX CO	MERX	0	0	0	0	0	0
MERRILL I	MER	15.039	12.71	101.121	22.343	15.089	1
MERRILL I	HCH	@NA	@NA	@NA	@NA	@NA	0
MERRILL I	MER1	0	0	0	64.447	0	0
MERRILL I	MERB	24.736	25.513	25.877	31.261	37.16	1
MERRIMA	MRM	0	0	0	0	0	0
MERRITT	3MVNT	@NA	@NA	@NA	0	0	0
MERRY LA	MRYP	0	0	0	0	@NA	0
MESA AIR	MESA	0	0	0	0	0	0
MESA LAB	MLAB	0	0	0	0	36.15	0
MESA RO	MTR	100	100	100	100	100	1
MESABI TI	MSB	98.994	99.401	91.822	100.596	94.949	1
MESTEK II	MCC	0	0	0	0	0	0
MET-PRO	MPR	52.368	25.47	33.608	36.906	36.631	1
META FIN	CASH	48.239	64.575	65.288	59.527	37.68	1
META GR	METG	0	0	0	0	0	0
METABAS	MBRX	@NA	@NA	@NA	0	0	0
METAL MA	MTLM	0	0	0	0	0	0
METAL ST	MTSX	0	@NA	0	0	0	0
METALDY	0410B	14.573	19.306	0	0	0	0
METALICC	MEA	@NA	@NA	@NA	@NA	0	0
METALINK	MTLK	0	0	0	0	0	0
METALLIC	MRB	0	0	0	0	0	0
METALLIN	3MMGG	0	0	0	0	0	0
METALLUI	3MEAL	0	0	0	0	0	0
METALS U	MUSA	0	38.462	-0.27	0	0	0
METASOL	MSLV	0	0	0	0	0	0
METATEC	META	0	0	0	0	@NA	0
METHANE	MEOH	0	0	0	@NA	@NA	0
METHODE	METH	23.006	55.946	188.857	33.088	43.56	1
METLIFE I	MET	0	15.95	30.655	12.727	9.105	0
METRETE	3MTEK	0	0	0	0	0	0
METRICOI	MCOMQ	0	0	@NA	@NA	@NA	0
METRIS C	MXT	-237.267	1.762	1.441	-5.188	0	0
METRO G	MGM.2	0	0	0	0	0	0
METRO IN	MTXBF	-43.983	-3.331	0	0	0	0
METRO OI	INFO	0	0	0	0	0	0
METROCC	MCBI	23.955	30.476	22.159	19.172	41.46	1
METROGA	MGS	74.599	94.776	93.344	0	0	0
METROLO	MTLG	0	0	0	0	0	0
METROME	3MTRME	0	0	0	0	0	0
METROPC	GPU1	333.28	30.527	84.418	94.901	85.312	1
METROPC	MDF	0	0	0	0	0	0
METROPC	9764B	0	@NA	@NA	@NA	@NA	0
METROPC	3MEMG	0	0	0	-27.146	@NA	0
METSO C	MX	-91.011	13.973	57.447	126.153	-31.783	0
METTLER-	MTD	0	0	0	0	0	0
METWOOI	3MTWD	0	170.13	72.727	8.943	0	0
MEXCO EI	MXC	0	0	0	0	0	0

MEXICAN	CASA	0	0	0	0	0	0
MEXICO E	MXE	@NA	@NA	@NA	@NA	@NA	0
MEXICO F	MXF	@NA	@NA	@NA	@NA	@NA	0
MFA MOR	MFA	82.566	69.006	450.529	97.706	105.786	1
MFB CORI	MFBC	22.731	18.33	27.906	85.362	23.333	1
MFC BANC	MXBIF	0	0	0	0	0	0
MFIC COR	3MFIC	0	0	0	0	0	0
MFRI INC	MFRI	0	0	0	0	0	0
MFS CHAI	MCR	@NA	@NA	@NA	@NA	@NA	0
MFS GVT I	MGF	@NA	@NA	@NA	@NA	@NA	0
MFS INTEI	MIN	@NA	@NA	@NA	@NA	@NA	0
MFS MULT	MMT	@NA	@NA	@NA	@NA	@NA	0
MFS MUNI	MFM	@NA	@NA	@NA	@NA	@NA	0
MFS SPEC	MFV	@NA	@NA	@NA	@NA	@NA	0
MGE ENEI	MGEE	88.596	78.918	81.65	79.368	78.776	1
MGI PHAR	MOGN	0	0	0	0	0	0
MGIC INVE	MTG	2.302	1.959	1.672	1.646	2.252	1
MGM MIRA	MGM	11.972	0	0	0	0	0
MGP INGR	MGPI	0	0	32.143	19.508	23.458	0
MHI HOSP	MDH	@NA	@NA	@NA	-388.525	229.286	0
MI DEVEL	MIM	@NA	@NA	@NA	@NA	0	0
MIAD SYS	3MIADF	@NA	0	0	0	0	0
MICHAELS	MIK	0	0	0	0	0	0
MICHIGAN	MCN1	16.624	100.142	-183.27	0	137.778	0
MICREL IN	MCRL	0	0	0	0	0	0
MICRO BI	3MBMWE	@NA	@NA	0	0	0	0
MICRO CC	3MCTI	0	0	0	0	0	0
MICRO LIN	MLIN	0	0	0	0	0	0
MICRO TH	MTIX	0	0	0	0	0	0
MICROCH	MCHP	0	0	0	8.146	16.99	0
MICROFIE	3MICGE	0	0	0	0	0	0
MICROFIN	MFI	18.904	10.666	15.309	-8.702	0	0
MICROHE	3MHLX	@NA	0	0	0	0	0
MICROISL	MII	@NA	0	0	0	0	0
MICROME	3MMTIF	@NA	@NA	0	0	0	0
MICROMU	MUSE	0	0	0	0	0	0
MICRON T	MU	0	0	0	0	0	0
MICRONE	NOIZ	0	0	0	0	0	0
MICROPA	3MPAD	0	0	54.586	0	51.064	0
MICROS S	MCRS	0	0	0	0	0	0
MICROSE	MSCC	0	0	0	0	0	0
MICROSO	MSFT	0	0	0	0	8.576	0
MICROSTI	MSTR	0	0	0	0	0	0
MICROTE	MTMD	0	0	0	0	0	0
MICROTUI	TUNE	0	0	0	0	0	0
MICROVIS	MVIS	0	0	0	0	0	0
MICROWA	MFCO	103.125	46.608	67.442	46.774	-102.837	0
MICRUS C	COIL	@NA	@NA	@NA	@NA	@NA	0
MID PENN	MBP	170.829	61.474	57.4	54.082	54.15	1
MID-AMER	MAA	247.937	293.241	299.288	-6,977.12	-1,399.12	0
MID-STAT	MDST	25.316	27.581	30.319	32.835	35.285	1

MID-STAT	MRWY	0	0	0	0	0	0
MIDAMER	MEC1	29.994	33.645	60.715	44.827	100.17	1
MIDAMER	9953B	0	0	0	0	0	0
MIDAS INC	MDS	3.385	4.262	9.524	0	0	0
MIDCAP S	MDY	@NA	@NA	@NA	@NA	@NA	0
MIDDLEBU	MBRG	33.932	34.626	33.525	35.044	31.695	1
MIDDLEBY	MIDD	0	24.013	0	0	0	0
MIDDLESE	MSEX	77.269	121.762	94.118	86.673	106.509	1
MIDDLETC	3DOLL	56.026	59.029	148.328	76.179	-225.227	0
MIDLAND	MLAN	8.249	7.865	10.447	15.13	14.393	1
MIDSOUTH	MSL	19.539	18.913	18.955	16.369	15.68	1
MIDWAY A	MDWYQ	0	0	@NA	@NA	@NA	0
MIDWAY C	MWY	0	0	0	0	0	0
MIDWEST	MEH	0	0	0	0	0	0
MIDWEST	MBHI	32.277	38.644	36.014	39.606	34.437	1
MIDWEST	OSKY	103.96	60.235	54.545	43.116	41.664	1
MIGENIX I	3MGIFF	0	0	0	0	0	0
MIGRATE	MIGR	0	0	0	0	@NA	0
MIIX GRO	MIIX	7.515	-7.636	-1.775	0	0	0
MIKOHN G	PGIC	0	0	0	0	0	0
MIKRON I	MIKR	0	0	0	0	0	0
MIKROS S	3MKRS	0	0	0	0	0	0
MILACRON	MZ	25.623	23.314	-34.54	-7.527	-0.379	0
MILASTAR	3MILAA	0	0	0	0	0	0
MILESTON	MS	0	0	0	0	0	0
MILITARY	MYRG	0	@IF	0	0	0	0
MILLEA HO	MLEA	15.661	14.086	17.504	12.631	17.973	1
MILLENNIU	MBVA	0	0	0	0	0	0
MILLENNIU	3MBTG	0	0	0	0	0	0
MILLENNIU	MCEL	0	0	0	0	0	0
MILLENNIU	MLNM	0	0	0	0	0	0
MILLER (H	MLHR	8.232	7.703	-19.643	46.352	30.607	0
MILLER IN	MLLS	0	0	0	0	0	0
MILLER IN	MLR	0	0	@NA	0	0	0
MILLICOM	MICC	0	0	0	0	0	0
MILLIPORE	MIL	30.68	17.049	32.851	0	0	0
MILLS COI	MLS	157.162	130.62	136.988	140.861	111.559	1
MIND CTI	MNDO	25.958	-16.275	0	0	80.622	0
MINDSPEE	MSPD	@NA	@NA	0	0	0	0
MINE SAFE	MSA	36.115	25.149	20.365	25.393	19.283	1
MINEFIND	MFN	@NA	0	0	0	0	0
MINERALS	MTX	3.442	3.78	3.936	3.769	3.037	1
MINES MA	MGN	0	@CF	@NC	0	0	0
MINNESOT	MXA	@NA	@NA	@NA	@NA	@NA	0
MINNESOT	3MNML	@NA	@NA	@NA	@NA	@NA	0
MINNESOT	MNB	@NA	@NA	@NA	@NA	@NA	0
MIPS TECH	MIPS	0	0	0	0	0	0
MIRACOR	3MRDG	0	0	0	0	0	0
MIRAE CO	MRAE	-916.098	34.133	0	0	0	0
MIRAMAR	MNG	0	0	0	0	0	0
MIRANT C	MIRKQ	45.58	120.482	0.888	0	0	0

MIRAVANT	3MRVT	0	0	0	0	0	0
MIRTRONI	3MNTCE	0	0	0	0	0	0
MISONIX I	MSON	0	0	0	0	0	0
MISSION F	MSSN	0	0	0	0	0	0
MISSION V	MSW	110.687	92.042	84.224	102.05	105.169	1
MISSISSIP	SO4	102.355	99.505	78.662	86.971	89.797	1
MITCHAM	MIND	0	0	0	0	0	0
MITCHELL	MLB	@NA	@NA	0	0	23.2	0
MITEK SYS	3MITK	0	0	0	0	0	0
MITOKOR	MITO	@NA	@NA	@NA	@NA	@NA	0
MITSUBISI	MTF	@NA	@NA	-10.662	17.458	3.055	0
MITSUI & (	MITSY	35.549	24.558	22.88	37.678	16.938	1
MITTAL ST	MT	21.176	18.182	0	0	0	0
MITY ENTI	MITY	0	0	0	0	0	0
MK RESOU	3MKRR	0	0	0	0	0	0
MKS INSTI	MKSI	13.937	-4.181	0	0	0	0
ML MACAI	NUT	65.231	-885.176	150	-315.625	1,756.52	0
MM COMP	3MMCO	0	0	0	0	0	0
MMI PROD	9701B	0	161.694	162.378	-239.826	0	0
MMO2 PLC	OOM	@NA	@NA	0	0	0	0
MOBILE M	MINI	0	0	0	0	0	0
MOBILE R	3MBRI	@NA	@NA	@NA	@NA	@NA	0
MOBILE S	MSGI.1	@NA	@NA	@NA	@NA	@NA	0
MOBILE TI	MBT	13.867	15.137	1.326	0	0	0
MOBILITY	MOBE	0	0	0	0	0	0
MOBIUS M	MOBI	0	0	0	0	0	0
MOCON IN	MOCO	42.98	40.673	38.322	57.379	63.501	1
MOD PAC	MPAC	@NA	@NA	0.462	0.357	0	0
MODERN I	3MODME	0	0	0	0	0	0
MODINE M	MOD	41.438	61.563	124.142	48.996	46.161	1
MODTECH	MODTE	0	0	0	0	0	0
MOHAWK	MHK	0	0	0	0	0	0
MOHEGAN	9807B	-28,177.87	34.105	20.51	42.119	62.706	0
MOLDFLO	MFLO	0	0	0	0	0	0
MOLECUL	MDCC	0	0	0	0	0	0
MOLECUL	MLRI	@NA	@NA	0	0	0	0
MOLEX IN	MOLX	5.318	7.925	9.627	25.42	22.612	1
MOLINA H	MOH	@NA	@NA	0	0	0	0
MOLSON (	TAP	25.73	24.233	23.999	18.354	17.073	1
MOLSON (	TAP.P	@NA	@NA	@NA	@NA	@NA	0
MOMENTA	MNTA	@NA	@NA	@NA	@NA	0	0
MONACO	MNC	0	0	0	0	0	0
MONARCH	MCRI	0	0	0	0	0	0
MONARCH	3MCEM	31.759	30.498	39.504	54.582	84.346	1
MONARCH	MCBF	@NA	0	0	0	71.687	0
MONARCH	MAHI	0	0	0	0	0	0
MONEY CI	3MCAM	@NA	@NA	0	0	0	0
MONEYFL	3MFLW	@NA	@NA	@NA	0	0	0
MONEYGR	MGI	26.457	22.292	61.72	27.516	27.759	1
MONEYGR	MGI.R	@NA	@NA	@NA	@NA	@NA	0
MONITROI	0461B	@NA	@NA	@NA	@NA	@NA	0

MONMOU	MONM	542.857	-101.333	104.02	134.775	91.894	0
MONMOU	MNRTA	100.316	131.123	134.198	145.333	130.523	1
MONOLITH	MPWR	@NA	@NA	@NA	0	0	0
MONOLITH	MOSY	0	0	0	0	0	0
MONONG/	AYE1	89.961	66.974	116.117	250.155	57.275	1
MONRO M	MNRO	0	0	0	0	0	0
MONROE	MROE	44.061	45.978	46.826	48.016	59.042	1
MONSANT	MON	0	0	41.751	96.899	@NA	0
MONSTER	MNST	-162.039	48.11	11.337	0	0	0
MONTERE	3MBYI	@NA	@NA	0	0	0	0
MONTERE	PSTA	0	0	0	0	0	0
MONTGOM	MTS	@NA	@NA	@NA	@NA	@NA	0
MONTPEL	MRH	@NA	@NA	@NA	0	5.905	0
MOODY'S	MCO	@NA	4.543	13.336	9.623	7.365	0
MOOG INC	MOG.A	0	0	0	0	0	0
MOONEY /	3MNYG	0	0	0	0	0	0
MOORE C	MCL.P	@NA	@NA	@NA	@NA	@NA	0
MOORE H	MHCO	0	0	0	0	@NA	0
MORGAN	MFUN	@NA	@NA	@NA	@NA	@NA	0
MORGAN	MGHL	0	0	0	0	0	0
MORGAN	APF	@NA	@NA	@NA	@NA	@NA	0
MORGAN	RNE	@NA	@NA	@NA	@NA	@NA	0
MORGAN	MSF	@NA	@NA	@NA	@NA	@NA	0
MORGAN	MSD	@NA	@NA	@NA	@NA	@NA	0
MORGAN	MGB	@NA	@NA	@NA	@NA	@NA	0
MORGAN	MSY	@NA	@NA	@NA	@NA	@NA	0
MORGAN	IIF	@NA	@NA	@NA	@NA	@NA	0
MORGAN	MWD	11.418	16.661	28.535	33.735	26.38	1
MORGAN	MWR	@NA	@NA	@NA	@NA	@NA	0
MORGAN	MWG	@NA	@NA	@NA	@NA	@NA	0
MORGAN	XPITX	@NA	@NA	@NA	@NA	@NA	0
MORGAN	IIC	@NA	@NA	@NA	@NA	@NA	0
MORGAN	IQC	@NA	@NA	@NA	@NA	@NA	0
MORGAN	GVT	@NA	@NA	@NA	@NA	@NA	0
MORGAN	ICB	@NA	@NA	@NA	@NA	@NA	0
MORGAN	ICS	@NA	@NA	@NA	@NA	@NA	0
MORGAN	IMB	@NA	@NA	@NA	@NA	@NA	0
MORGAN	IIM	@NA	@NA	@NA	@NA	@NA	0
MORGAN	IMS	@NA	@NA	@NA	@NA	@NA	0
MORGAN	IMT	@NA	@NA	@NA	@NA	@NA	0
MORGAN	OIB	@NA	@NA	@NA	@NA	@NA	0
MORGAN	OIA	@NA	@NA	@NA	@NA	@NA	0
MORGAN	PIA	@NA	@NA	@NA	@NA	@NA	0
MORGAN	IQN	@NA	@NA	@NA	@NA	@NA	0
MORGAN	IQI	@NA	@NA	@NA	@NA	@NA	0
MORGAN	IQT	@NA	@NA	@NA	@NA	@NA	0
MORGAN	IQM	@NA	@NA	@NA	@NA	@NA	0
MORGAN	OIC	@NA	@NA	@NA	@NA	@NA	0
MORGANS	MRFD	0	0	0	0	0	0
MORNING	MORN	@NA	@NA	@NA	@NA	0	0
MORO CO	MRCR	0	0	0	0	0	0

MORTGAC	MHL	@NA	@NA	@NA	0	0	0
MORTON I	3MGRP	0	0	0	0	0	0
MOSAIC C	MOS	@NA	@NA	@NA	0	0	0
MOSAIC C	MOS.P	@NA	@NA	@NA	@NA	@NA	0
MOSCOW	MOCC	0	0	0	0	0	0
MOSSIMO	MOSS	0	0	0	0	0	0
MOTHERS	MWRK	0	0	0	0	0	0
MOTIENT	MNCP	0	0	0	0	0	0
MOTIVE IN	MOTV	@NA	@NA	@NA	0	0	0
MOTO PH(	MOTOQ	0	0	0	@NA	@NA	0
MOTORCA	MPAA	0	0	0	0	0	0
MOTORCA	MAGI	0	0	0	0	@NA	0
MOTOROL	MOT	35.618	26.404	-9.042	-14.769	41.657	0
MOUNTAII	MDM	0	0	0	0	0	0
MOVADO	MOV	9.088	5.807	7.943	7.986	11.102	1
MOVIE GA	MOVI	0	0	0	0	0	0
MOVIE ST.	MSI	0	0	0	0	0	0
MOVING B	3MBYTF	0	0	0	0	0	0
MPHASE T	3XDSL	0	0	0	0	0	0
MPM TECI	3MPMLE	0	0	0	0	0	0
MPOWER	MPE	0	0	0	0	0	0
MPS GRO	MPS	0	0	0	0	0	0
MPSI SYS	MPSM	0	0	0	0	0	0
MPW INDL	MPWG	0	0	0	0	0	0
MQ ASSO(	0552B	@NA	@NA	@NA	0	0	0
MRO SOF	MROI	0	0	0	0	0	0
MRV COM	MRVC	0	0	0	0	0	0
MSC INDU	MSM	0	0	0	0	6.364	0
MSC SOF	MNSC	0	0	0	0	@NA	0
MSGI SEC	MSGI	0	0	0	0	0	0
MSX INTE	9698B	0	0	0	0	0	0
MT ULTIM	3MTHCE	@NA	@NA	@NA	0	0	0
MTC TECI	MTCT	@NA	@NA	220.007	36.599	0	0
MTI TECHI	MTIC	0	0	0	0	0	0
MTM TECI	MTMC	0	0	0	0	0	0
MTONE W	MTWI	@NA	@NA	@NA	@NA	@NA	0
MTR CORI	MTRJY	0	12.33	61.111	50.617	48.944	0
MTR GAMI	MNTG	0	0	0	0	0	0
MTS INC	0296B	@NA	0	0	0	@NA	0
MTS MEDI	MPP	0	0	0	0	0	0
MTS SYST	MTSC	37.059	138.107	32.868	28.106	23.926	1
MUELLER	MUEL	150.401	73.226	-207.941	150.397	141.654	0
MUELLER	MLI	0	0	0	0	0	0
MULTI-CO	LABL	0	0	0	0	0	0
MULTI-FIN	MFLX	@NA	@NA	@NA	0	0	0
MULTI-ME	3MMTS	0	0	0	0	0	0
MULTIBAN	MBND	0	0	0	0	0	0
MULTIMEI	MGAM	0	0	0	0	0	0
MUNI HIGI	MHF	@NA	@NA	@NA	@NA	@NA	0
MUNI INTE	MUI	@NA	@NA	@NA	@NA	@NA	0
MUNI N Y	MNE	@NA	@NA	@NA	@NA	@NA	0

MUNIASSE	MUA	@NA	@NA	@NA	@NA	@NA	0
MUNICIPA	MAF	@NA	@NA	@NA	@NA	@NA	0
MUNICIPA	MMA	93.072	99.776	97.428	148.225	107.881	1
MUNIENH/	MEN	@NA	@NA	@NA	@NA	@NA	0
MUNIHOLI	MUC	@NA	@NA	@NA	@NA	@NA	0
MUNIHOLI	MFL	@NA	@NA	@NA	@NA	@NA	0
MUNIHOLI	MUH	@NA	@NA	@NA	@NA	@NA	0
MUNIHOLI	MHD	@NA	@NA	@NA	@NA	@NA	0
MUNIHOLI	MUE	@NA	@NA	@NA	@NA	@NA	0
MUNIHOLI	MUS	@NA	@NA	@NA	@NA	@NA	0
MUNIHOLI	MUJ	@NA	@NA	@NA	@NA	@NA	0
MUNIHOLI	MHN	@NA	@NA	@NA	@NA	@NA	0
MUNIVEST	MVT	@NA	@NA	@NA	@NA	@NA	0
MUNIVEST	MVF	@NA	@NA	@NA	@NA	@NA	0
MUNIYIEL	MZA	@NA	@NA	@NA	@NA	@NA	0
MUNIYIEL	MYC	@NA	@NA	@NA	@NA	@NA	0
MUNIYIEL	MCA	@NA	@NA	@NA	@NA	@NA	0
MUNIYIEL	MYD	@NA	@NA	@NA	@NA	@NA	0
MUNIYIEL	MYF	@NA	@NA	@NA	@NA	@NA	0
MUNIYIEL	MFT	@NA	@NA	@NA	@NA	@NA	0
MUNIYIEL	MYI	@NA	@NA	@NA	@NA	@NA	0
MUNIYIEL	MYM	@NA	@NA	@NA	@NA	@NA	0
MUNIYIEL	MIY	@NA	@NA	@NA	@NA	@NA	0
MUNIYIEL	MYJ	@NA	@NA	@NA	@NA	@NA	0
MUNIYIEL	MYN	@NA	@NA	@NA	@NA	@NA	0
MUNIYIEL	MJI	@NA	@NA	@NA	@NA	@NA	0
MUNIYIEL	MPA	@NA	@NA	@NA	@NA	@NA	0
MUNIYIEL	MQT	@NA	@NA	@NA	@NA	@NA	0
MUNIYIEL	MQY	@NA	@NA	@NA	@NA	@NA	0
MURPHY (	MUR	52.587	21.369	20.497	72.708	24.391	1
MUTUALF	MFSF	0	24.09	28.032	22.358	25.068	0
MUZAK LL	0297B	@NA	0	0	0	0	0
MVB FINA	MVBF	@NA	@NA	@NA	0	0	0
MVC CAPI	MVC	@NA	@NA	@NA	@NA	0	0
MYERS IN	MYE	14.838	20.707	35.909	24.533	36.91	1
MYKROLIS	MYK	0	0	0	0	0	0
MYLAN LA	MYL	13.407	53.752	7.783	8.135	8.381	1
MYMETICS	3MYMX	0	0	0	0	0	0
MYOGEN I	MYOG	@NA	@NA	0	0	0	0
MYRIAD G	MYGN	0	0	0	0	0	0
N B T BAN	NBTB	46.532	214.546	538.48	49.879	47.072	1
N-VIRO IN	3NVIC	0	0	0	0	0	0
NABI BIOP	NABI	0	0	0	0	0	0
NABORS I	NBR	0	0	0	0	0	0
NACCO IN	NC	12.891	19.048	-21.902	16.129	20.683	0
NAIC GRO	3GRTH	@NA	@NA	@NA	@NA	@NA	0
NALCO HC	NLC	@NA	@NA	@NA	95.249	-15.908	0
NAM TAI E	NTE	24.936	50.79	45.705	85.182	89.864	1
NANO-PR(	3NNPP	0	0	0	0	0	0
NANOBAC	3NNBP	0	@NA	@NA	0	0	0
NANOGEN	NGEN	0	0	0	0	0	0

NANOMET	NANO	0	0	0	0	0	0
NANOPHA	NANX	0	0	0	0	0	0
NANOPIEF	3NPCT	0	0	0	0	0	0
NANOSYS	NNSY	@NA	@NA	@NA	@NA	@NA	0
NAPCO SE	NSSC	0	0	0	0	0	0
NAPSTER	NAPS	0	0	0	0	0	0
NARA BAN	NARAE	0	0	7.632	19.329	15.538	0
NASB FIN/	NASB	21.109	22.892	24.867	24.404	23.226	1
NASDAQ 1	QQQQ	@NA	@NA	@NA	@NA	@NA	0
NASDAQ S	NDAQ	@NA	0	0	0	0	0
NASH FIN(	NAFC	26.797	26.023	19.768	14.035	12.457	1
NASHUA C	NSH	0	1.058	0	0	0	0
NASPERS	NPSN	@NA	@NA	-10.438	-13.035	21.051	0
NASSDA C	NSDA	@NA	0	0	0	0	0
NASTECH	NSTK	0	0	0	0	0	0
NATCO GF	NTG	0	0	0	0	0	0
NATHAN'S	NATH	0	0	0	0	0	0
NATIONAL	NAHC	@NA	@NA	@NA	@NA	0	0
NATIONAL	NAB	60.248	61.098	111.23	71.124	29.268	1
NATIONAL	3NAKD	0	0	0	0	0	0
NATIONAL	3NBOH	42.829	43.836	45.865	53.392	49.017	1
NATIONAL	NKSH	39.701	40.867	41.291	34.012	34.705	1
NATIONAL	FIZ	0	0	0	0	205.265	0
NATIONAL	NCC	47.708	39.948	50.454	45.938	36.126	1
NATIONAL	3IDCP	0	0	0	0	0	0
NATIONAL	NADXE	0	0	0	0	0	0
NATIONAL	3NEGI	0	0	0	0	0	0
NATIONAL	NFP	@NA	@NA	0	0	0	0
NATIONAL	NFG	61.399	58.076	118.869	69.486	45.599	1
NATIONAL	NGG	17.894	28.999	-53.639	135.55	55.414	0
NATIONAL	NHI	138.753	97.809	-601.955	157.95	108.148	0
NATIONAL	NHR	145.239	160.222	143.382	149.776	120.481	1
NATIONAL	NHC	0	0	0	0	0	0
NATIONAL	NHHC	0	0	0	0	0	0
NATIONAL	NATI	0	0	0	0	15.545	0
NATIONAL	NATL	@NA	@NA	@NA	0	0	0
NATIONAL	3NLPN	0	0	0	0	0	0
NATIONAL	NMHC	0	0	0	0	0	0
NATIONAL	NOV	0	0	0	0	0	0
NATIONAL	NPBC	52.822	50.275	51.854	49.213	47.433	1
NATIONAL	NPK	70.69	98.925	218.804	72.382	40.602	1
NATIONAL	3NAPE	2.98	3.454	2.952	3.162	0	0
NATIONAL	NQCI	0	0	0	0	0	0
NATIONAL	NVH	0	0	0	0	0	0
NATIONAL	NRCI	0	0	0	0	0	0
NATIONAL	2381A	0	0	0	0	0	0
NATIONAL	3NSCT	@NA	@NA	0	0	0	0
NATIONAL	NSEC	44.329	46.292	45.157	218.722	49.756	1
NATIONAL	NSM	0	0	0	0	0	0
NATIONAL	3NSTLQ	0	0	0	0	@NA	0
NATIONAL	NTSC	56.441	0	0	4.545	0	0

NATIONAL	NVI	0	0	0	0	0	0
NATIONAL	0547B	@NA	@NA	@NA	0	116.741	0
NATIONAL	NWLIA	0	0	0	0	0	0
NATIONAL	0462B	@NA	@NA	114.33	59.63	-65.848	0
NATIONS	NGF	@NA	@NA	@NA	@NA	@NA	0
NATIONS	NGI	@NA	@NA	@NA	@NA	@NA	0
NATIONW	3NCCN	@NA	@NA	0	@NA	@NA	0
NATIONW	NFS	12.825	13.612	14.742	50.071	19.804	1
NATIONW	NHP	132.223	135.29	143.573	246.96	183.423	1
NATIONW	9801B	@NA	@NA	@NA	@NA	@NA	0
NATL BAN	NBG	18.318	49.288	140.775	812.539	81.838	1
NATL MEF	MBLA	0	0	0	0	0	0
NATROL II	NTOL	0	0	0	0	0	0
NATURAD	3NRDC	0	0	0	0	0	0
NATURAL	NAII	0	0	0	0	0	0
NATURAL	NGS	@NA	@NA	0	0	0	0
NATURAL	3NGSY	0	0	0	0	0	0
NATURAL	NAX	@NA	@NA	@NA	0	0	0
NATURAL	BHIP	0	0	0	0	0	0
NATURAL	NRP	@NA	71.789	23.826	@NA	61.706	0
NATURAL	ICEB	0	0	0	@NA	@NA	0
NATURE V	NRVN	@NA	@NA	@NA	@NA	@NA	0
NATURES	NATR	13.183	13.117	13.026	29.884	37.086	1
NATUREW	3NAWL	@NA	@NA	0	0	0	0
NATUS ME	BABY	0	0	0	0	0	0
NATUZZI	NTZ	57.831	118.714	21.001	17.176	48.377	1
NAUGATU	NVSL	@NA	@NA	@NA	0	0	0
NAUTILUS	NLS	0	0	0	0	37.876	0
NAVARRE	NAVR	0	0	0	0	0	0
NAVIDEC	3NVDC	0	0	0	0	0	0
NAVIGANT	NCI	0	0	0	0	0	0
NAVIGANT	FLYRE	0	0	0	0	0	0
NAVIGATC	NAVG	0	0	0	0	0	0
NAVISITE	NAVI	0	0	0	0	0	0
NAVISTAR	NAV1	96.48	40.248	56.277	0	83.472	0
NAVISTAR	NAV	0	0	0	0	0	0
NAVISTAR	NAV.F	0	0	0	0	0	0
NAVTECH	3NAVH	0	0	0	0	0	0
NAVTEQ C	NVT	@NA	@NA	@NA	0	0	0
NB & T FIN	NBTF	@NA	@NA	44.042	43.607	73.416	0
NB CAPITA	NBD	@NA	@NA	@NA	@NA	@NA	0
NBC ACQU	0395B	@NA	0	0	0	0	0
NBC CAPI	NBY	63.285	49.576	53.265	50.088	55.593	1
NBS TECH	NBSFF	0	0	0	0	0	0
NBTY INC	NTY	0	0	0	0	0	0
NCI BUILD	NCS	0	0	0	0	0	0
NCO GRO	NCOG	0	0	0	0	0	0
NCR CORI	NCR	0	0	0	0	0	0
NCRIC GR	NCRI	0	0	0	0	0	0
NCT GROU	3NCTI	0	0	0	0	0	0
NDCHEAL	NDC	31.166	31.217	36.115	18.195	21.611	1

NDS GROI	NNDS	0	0	0	0	0	0
NEBRASK	0298B	0	0	0	0	1,671.47	0
NEC CORI	NIPNY	0	31.949	-3.21	0	0	0
NEENAH F	0271B	@NA	0	0	0	0	0
NEENAH F	NP	@NA	@NA	@NA	0	0	0
NEFF COF	NFFCA	0	0	0	0	@NA	0
NEIGHBOI	NCRX	-0.017	0	0	0	0	0
NEIMAN-M	NMG.A	0	0	0	0	0	0
NEKTAR T	NKTR	0	0	0	0	0	0
NELNET IN	NNI	@NA	@NA	0	6.168	0	0
NELSON (	TNM	23.006	39.778	7.339	0	10.623	0
NEOFORM	NEOF	0	0	0	0	0	0
NEOGEN (	NEOG	0	0	0	0	0	0
NEOGENC	3NGNM	0	0	@NA	0	0	0
NEOMAGI	NMGC	0	0	0	0	0	0
NEOMEDI	3NEOM	0	0	0	0	0	0
NEON SYS	NEON	0	0	0	0	0	0
NEOPHAR	NEOL	0	0	0	0	-0.017	0
NEOPROB	3NEOP	0	0	0	0	0	0
NEORX C	NERX	0	0	0	0	0	0
NEOSE TE	NTEC	0	0	0	0	0	0
NEOWARE	NWRE	0	0	0	0	0	0
NEPHROS	NEP	@NA	@NA	@NA	0	0	0
NEPTUNE	3NPTI	@NA	@NA	0	0	0	0
NERA AS	NERAY	9.441	19.955	0	0	0	0
NES RENT	NLEQ	0	0	0	0	@NA	0
NESCO IN	NESCQ	0	0	@NA	@NA	@NA	0
NESCO IN	3NESK	0	0	0	0	0	0
NESS ENE	3NESS	0	0	0	0	0	0
NESS TEC	NSTC	@NA	@NA	@NA	@NA	0	0
NESTLE S	3NSRGY	31.097	28.752	31.837	32.84	43.538	1
NESTOR I	3NESO	0	0	0	0	0	0
NET PERC	NETP	0	0	0	0	-797.242	0
NET SERV	NETC	0	@NA	0	0	0	0
NET2PHO	NTOP	0	0	0	0	0	0
NETBANK	NTBK	0	0	0	0	7.61	0
NETCENT	NCNTQ	0	0	@NA	@NA	@NA	0
NETEASE.	NTES	0	0	0	0	0	0
NETFLIX I	NFLX	@NA	0	0	0	0	0
NETGEAR	NTGR	@NA	@NA	0	0	0	0
NETGURU	NGRU	0	0	0	0	0	0
NETIQ CO	NTIQ	0	0	0	0	0	0
NETLOGIC	NETL	@NA	@NA	@NA	0	0	0
NETMANA	NETM	0	0	0	0	0	0
NETOPIA I	NTPA	0	0	0	0	0	0
NETRATIN	NTRT	0	0	0	0	0	0
NETSCOU	NTCT	0	0	0	0	0	0
NETSMAR	NTST	0	0	0	0	14.559	0
NETSOL T	NTWK	0	0	0	0	0	0
NETWOLV	WOLV	0	0	0	0	0	0
NETWORK	NASC	0	0	0	@NA	@NA	0

NETWORK	NTAP	0	0	0	0	0	0
NETWORK	NWKC	0	0	0	@NA	@NA	0
NETWORK	TNCXQ	@NA	0	@NA	@NA	@NA	0
NETWORK	NENG	0	0	0	0	0	0
NETWORK	NWK	0	0	0	0	0	0
NETWORK	NPLSQ	-0.007	0	@NA	@NA	@NA	0
NETWORK	3NSSI	0	0	0	0	0	0
NETWORK	NET.N	@NA	@NA	@NA	@NA	@NA	0
NEUBERG	NBW	@NA	@NA	@NA	@NA	@NA	0
NEUBERG	NDD	@NA	@NA	@NA	@NA	@NA	0
NEUBERG	NOX	@NA	@NA	@NA	@NA	@NA	0
NEUBERG	NBH	@NA	@NA	@NA	@NA	@NA	0
NEUBERG	NBO	@NA	@NA	@NA	@NA	@NA	0
NEUBERG	NRL	@NA	@NA	@NA	@NA	@NA	0
NEUBERG	NRO	@NA	@NA	@NA	@NA	@NA	0
NEUBERG	NRI	@NA	@NA	@NA	@NA	@NA	0
NEUROBI	NTII	0	0	0	0	0	0
NEUROCR	NBIX	0	0	0	0	0	0
NEUROGE	NRGN	0	0	0	0	0	0
NEUROME	NURO	@NA	@NA	@NA	0	0	0
NEUSTAR	NSTR	@NA	@NA	@NA	@NA	@NA	0
NEUTRON	3NTRN	@NA	@NA	0	0	0	0
NEVADA C	NCEM	-20.709	0	0	0	59.883	0
NEVADA C	UWN	0	0	0	0	0	0
NEVADA F	SRP2	@NA	@NA	@NA	@NA	@NA	0
NEVADA S	3NVSRF	@NA	@NA	@NA	0	0	0
NEVSUN F	NSU	@NA	@NA	@NA	0	0	0
NEW AME	HYB	@NA	@NA	@NA	@NA	@NA	0
NEW BRU	NBSC	0	-79.093	139.53	244.814	-252.096	0
NEW CEN	3NCNC	0	0	0	0	0	0
NEW CEN	3NCEY	@NA	0	0	0	0	0
NEW CEN	3NCEH	0	0	0	0	0	0
NEW CEN	NEW	0	0	0	3.169	5.951	0
NEW DRA	NWD	8,125.00	40.778	0	0	0	0
NEW ENG	NES3	340.405	0	0	0	106.677	0
NEW ENG	NEN	62.565	34.397	46.066	65.551	183.64	1
NEW FRO	NOOF	0	0	0	0	0	0
NEW GEN	NGPX	@NA	0	0	0	0	0
NEW GER	GF	@NA	@NA	@NA	@NA	@NA	0
NEW HAM	NHTB	40.707	55.017	40.129	28.698	24.606	1
NEW HOR	NEWHE	0	0	0	0	0	0
NEW IREL	IRL	@NA	@NA	@NA	@NA	@NA	0
NEW JERS	NJR	66.933	63.416	58.198	56.791	51.39	1
NEW PLA	NXL	136.258	167.66	247.372	2,968.96	151.582	1
NEW RIVE	NRPH	@NA	@NA	@NA	0	0	0
NEW SKIE	0717B	@NA	@NA	@NA	@NA	@NA	0
NEW ULM	3NULM	49.444	58.454	61.741	42.732	44.715	1
NEW VALL	NVAL	0	0	0	0	0	0
NEW VISU	3NVEI	0	0	0	0	0	0
NEW WOR	3NWBD	0	0	0	0	0	0
NEW WOR	0272B	@NA	0	0	@NA	@NA	0

NEW WOF	NWRG	0	0	0	0	0	0
NEW YOR	NWY	@NA	@NA	@NA	@NA	0	0
NEW YOR	NYB	58.625	72.913	42.075	34.184	40.532	1
NEW YOR	NYB.PU	@NA	@NA	@NA	@NA	@NA	0
NEW YOR	NYFM	0	0	0	0	@NA	0
NEW YOR	BBAL	0	0	0	0	0	0
NEW YOR	9845B	0	0	0	0	@NA	0
NEW YOR	NTR	@NA	@NA	@NA	42.373	157.111	0
NEW YOR	3NYRRE	@NA	0	0	0	0	0
NEW YOR	EAS2	93.659	95.362	33.714	68.016	84.193	1
NEW YOR	NYT	23.218	18.966	38.086	26.776	28.255	1
NEWALLIA	NAL	@NA	@NA	0	0	0	0
NEWBRID	NBGC	0	0	0	0	@NA	0
NEWCAST	NCT	@NA	@NA	110.192	126.443	106.104	0
NEWELL F	NWL	236.569	53.391	84.644	72.039	-495.494	0
NEWFIELD	NFX	0	0	0	0	0	0
NEWMARI	3NWMV	@NA	0	0	0	0	0
NEWMARI	NEU	37.734	17.104	0	0	0	0
NEWMARI	3NMKT	@NA	@NA	@NA	0	0	0
NEWMIL B	NMIL	40.475	36.189	34.98	31.562	32.904	1
NEWMON	NEM	81.059	-191.319	-43.417	32.814	10.715	0
NEWPARK	NR	0	0	0	0	0	0
NEWPORT	NEWP	4.419	2.189	-5.724	0	0	0
NEWPOWI	NWPWQ	0	0	0	@NA	@NA	0
NEWS CO	NCOM	0	0	0	0	0	0
NEWS CO	NWS.A	23.249	@NA	84.488	-1.697	19.414	0
NEWTEK E	NKBS	0	0	0	0	0	0
NEXEN IN	NXY	65.08	6.549	9.002	9.047	6.849	1
NEXIQ TE	NEXQQ	0	0	0	@NA	@NA	0
NEXMED I	NEXM	0	0	0	0	0	0
NEXPRISE	NXPS	0	0	0	0	0	0
NEXSTAR	NXST	@NA	@NA	-0.117	-4.344	0	0
NEXT GEN	3NGMC	0	0	0	0	0	0
NEXT GEN	NGTHQ	0	0	0	0	@NA	0
NEXTCAR	NXCDQ	0	0	0	@NA	@NA	0
NEXTEL C	NXTL	0	0	0	0	0	0
NEXTEL P	NXTP	0	0	0	0	0	0
NEXTERA	NXRA	0	0	0	0	0	0
NEXTEST	NEXT	@NA	@NA	@NA	@NA	@NA	0
NEXTMED	0336B	@NA	@NA	0	0	0	0
NEXUS TE	3NXUSF	0	0	0	0	0	0
NFJ DIVID	NFJ	@NA	@NA	@NA	@NA	@NA	0
NGAS RES	NGAS	0	0	0	0	0	0
NGP CAPI	NGPC	@NA	@NA	@NA	@NA	@NA	0
NIAGARA	NGCD	0	0	0	0	0	0
NIAGARA	NMK1	-423.045	-87.305	-2,796.09	53.128	0	0
NIC INC	EGOV	0	0	0	0	0	0
NICE SYS	NICE	0	0	0	0	0	0
NICHOLAS	NICK	0	0	0	0	9.745	0
NICHOLAS	NCV	@NA	@NA	@NA	@NA	@NA	0
NICHOLAS	NCZ	@NA	@NA	@NA	@NA	@NA	0

NICHOLAS	NAI	@NA	@NA	@NA	@NA	@NA	0
NICOR INC	GAS	59.307	164.655	64.943	63.459	74.658	1
NIDEC CO	NJ	15.579	9.563	26.565	11.901	11.872	1
NIGHTHAV	3NIHK	@NA	0	0	0	0	0
NII HOLDIN	NIHD	0	0	0	0	0	0
NIKE INC	NKE	22.709	21.978	19.244	19.282	20.612	1
NIKU COR	NIKU	0	0	0	0	0	0
NINTENDO	NTDOY	@NA	17.598	15.971	31.588	56.521	0
NIPPON TI	NTT	53.173	7.419	-11.769	31.461	6.197	0
NISOURCE	NI	80.507	66.825	113.013	56.566	66.902	1
NISSAN M	NSANY	0	0	7.479	10.259	14.81	0
NISSIN CO	NIS	@NA	@NA	16.559	16.093	16.47	0
NITCHES I	NICH	0	93.107	132.964	426.724	-36.289	0
NITROMED	NTMD	@NA	@NA	0	0	0	0
NL INDUST	NL	4.533	21.041	32.748	429.171	59.978	1
NMHG HO	0548B	@NA	@NA	@NA	121.951	30.488	0
NMS COM	NMSS	0	0	0	0	0	0
NMT MEDI	NMTI	0	0	0	0	0	0
NMXS.COI	3NMXS	0	0	0	0	0	0
NN INC	NNBR	61.993	48.843	102.668	63.338	51.395	1
NO EUROI	NRT	100.128	100.329	99.795	99.964	100.115	1
NOBEL LE	NLCI	0	0	0	0	0	0
NOBILITY	NOBH	0	0	0	0	0	0
NOBLE CO	NE	0	0	0	0	0	0
NOBLE EN	NBL	18.439	4.675	6.769	51.818	10.852	1
NOBLE IN	NOBL	0	0	0	0	27.381	0
NOBLE RO	3NROM	0	0	0	0	0	0
NOCOPI T	3NNUP	0	0	0	0	0	0
NOFIRE TI	3NFTI	0	0	0	0	0	0
NOGA ELE	NOGAQ	0	0	0	@NA	@NA	0
NOKIA CO	NOK	22.74	23.641	59.727	37.829	37.305	1
NOLAND C	NOLD	14.533	12.548	16.079	11.903	8.873	1
NOMOS C	NMOS	@NA	@NA	@NA	@NA	@NA	0
NOMURA I	NMR	20.19	59.831	17.546	287.209	16.929	1
NON INVA	3NIMU	0	0	0	0	0	0
NORAMPA	0383B	@NA	0	49.064	46.683	90.539	0
NORANDA	NRD	115.061	70.741	-170.535	-26.454	1,210.00	0
NORBORE	NBDFF	24.111	41.606	373.341	327.273	37.719	1
NORCROS	0570B	@NA	@NA	@NA	0	0	0
NORDIC A	NAT	226.909	89.808	193.784	148.118	105.356	1
NORDSON	NDSN	33.467	30.848	74.413	86.132	57.955	1
NORDSTR	JWN	21.951	45.071	38.709	49.547	23	1
NORFOLK	NSC	127.197	177.907	25.691	21.957	28.467	1
NORFOLK	NSC1	319.453	208.743	202.312	114.123	200.261	1
NORMEXS	3NXSIE	@NA	@NA	0	0	0	0
NORSAT II	3NSATF	0	0	0	0	0	0
NORSK HY	NHY	49.725	14.972	31.298	29.39	25.367	1
NORTECH	NSYS	0	0	0	0	0	0
NORTEL IN	NTL	0	0	211.995	0	0	0
NORTEL N	NT.US	-58.12	-6.427	-0.506	0	0	0
NORTEL N	NT	-103.553	-7.541	-0.503	0	0	0

NORTEM	MTCH	0	0	0	0	0	0
NORTH AM	NGA	0	0	0	0	0	0
NORTH AM	3NAGM	0	0	0	0	0	0
NORTH AM	NATKC	0	0	0	0	0	0
NORTH AM	0337B	@NA	@NA	@NA	@NA	@NA	0
NORTH AM	PAL	0	0	0	0	0	0
NORTH AM	NASI	0	0	0	0	0	0
NORTH AT	0199B	0	0	0	0	0	0
NORTH BA	NBAN	@NA	@NA	12.277	10.572	9.769	0
NORTH CE	FFFD	23.69	23.834	23.352	19.898	22.572	1
NORTH FC	NFB	38.259	53.921	42.625	39.306	43.016	1
NORTH PI	NPSI	75.704	127.431	98.466	84.197	69.802	1
NORTH PC	NPTE	@NA	@NA	@NA	@NA	@NA	0
NORTH SH	PGL2	83.013	145.407	54.712	86.154	78.302	1
NORTH VA	NOVB	32.73	54.858	31.503	28.956	33.484	1
NORTHEA	NBN	23.951	19.72	18.972	16.844	21.971	1
NORTHEA	NEIB	23.822	55.417	37.329	47.296	40.725	1
NORTHEA	0345B	@NA	@NA	@NA	@NA	@NA	0
NORTHEA	NEPF	20.92	39.304	39.068	43.619	-48.477	0
NORTHEA	NU	38.485	27.939	22.908	44.569	60.329	1
NORTHER	NBP	90.318	104.811	135.826	129.28	-168.653	0
NORTHER	NBP1	@NA	@NA	@NA	114.999	103.899	0
NORTHER	NAK	@NA	0	0	0	0	0
NORTHER	3NREB	0	0	0	0.064	0.071	0
NORTHER	3HSDME	0	0	0	0	0	0
NORTHER	GAS1	104.075	509.174	91.463	78.125	78.502	1
NORTHER	NI1	104.683	76.979	112.948	105.717	77.322	1
NORTHER	NTO	0	0	0	0	0	0
NORTHER	XEL2	10.086	203.768	81.937	101.637	111.028	1
NORTHER	XEL1	74.237	89.134	119.444	88.998	87.721	1
NORTHER	NSFC	42.415	50.605	57.559	62.096	84.148	1
NORTHER	NTI	22.892	23.527	55.99	0	60.827	0
NORTHER	NTRS	27.561	25.928	29.189	33.805	36.488	1
NORTHFIE	NFLD	0	0	0	0	0	0
NORTHGA	NXG	0	0	0	0	0	0
NORTHLA	0273B	@NA	0	0	0	0	0
NORTHLA	3NRCNA	57.24	-2.317	0	0	0	0
NORTHRIN	NRIM	17.572	18.412	15.658	14.306	19.042	1
NORTHRC	NOC	22.981	18.24	38.631	30.506	38.317	1
NORTHST	NRF	@NA	@NA	@NA	4,045.08	163.155	0
NORTHWA	NWFI	25.027	22.962	26.543	39.646	28.311	1
NORTHWE	NWAC	0	0	0	0	0	0
NORTHWE	NWSB	37.701	27.854	28.315	8.637	9.41	1
NORTHWE	3NWBT	0	0	0	0	0	0
NORTHWE	NWN	72.053	68.785	65.515	77.144	71.472	1
NORTHWE	NWPX	0	0	0	0	0	0
NORTHWE	WMB2	76.699	100.324	29.832	0	0	0
NORTHWE	NWEC	64.049	59.627	79.344	-4.881	0	0
NORTHWE	9745B	0	0	0	0	0	0
NORWOOI	NWFL	28.079	30.622	32.794	35.286	36.385	1
NOTIFY TE	3NTFY	0	0	0	0	0	0

NOVA BIO	3NVBG	@NA	@NA	@NA	0	0	0
NOVA CHE	NCX	11.521	8.647	@NA	@NA	@NA	0
NOVA ME/	NVMI	0	0	0	0	0	0
NOVA NAT	3NVNUE	0	0	0	@NA	@NA	0
NOVACEP	NVCT	@NA	@NA	@NA	@NA	@NA	0
NOVADEL	NVD	0	0	0	0	0	0
NOVAGOL	NG	0	0	0	0	0	0
NOVAMED	NOVA	0	0	0	0	0	0
NOVAMER	TONS	0	0	0	0	0	0
NOVARTIS	NVS	29.058	28.627	31.236	31.369	34.37	1
NOVASTA	NFI	0	0	15.27	92.082	102.052	0
NOVATEL	NGPS	0	0	0	0	0	0
NOVATEL	NVTL	0	0	0	0	0	0
NOVAVAX	NVAX	0	0	0	0	0	0
NOVEL DE	NVLD	0	0	0	0	0	0
NOVELIS I	NVL	@NA	@NA	@NA	0	0	0
NOVELL IN	NOVL	0	0	0	0	0	0
NOVELLUS	NVLS	0	0	0	0	0	0
NOVEN PH	NOVN	0	0	0	0	0	0
NOVEON I	NOV.1	@NA	@NA	@NA	@NA	@NA	0
NOVO NET	3NVNW	@NA	0	0	0	0	0
NOVO-NO	NVO	28.66	29.673	23.7	28.352	25.587	1
NOVOGEN	NVGN	0	0	0	0	0	0
NOVOSTE	NOVT	0	0	0	0	0	0
NPS PHAR	NPSP	0	0	0	0	0	0
NQL DRILL	3NQDRF	@NA	0	0	0	0	0
NQL INC	NQLIQ	0	0	@NA	@NA	@NA	0
NRG ENER	NRG	0	0	0	0	0	0
NRG INC	3NRGD	0	0	0	0	0	0
NS GROUI	NSS	0	0	0	0	0	0
NS8 CORP	3NSEO	@NA	@NA	@NA	0	0	0
NSTAR	NST	73.379	62.465	-4,535.94	69.854	63.526	0
NSTOR TE	NSO	0	0	0	0	0	0
NT HOLDII	3NTHH	0	0	0	0	0	0
NTELOS IN	3NTLOQ	92.253	-25.449	0	0	@NA	0
NTL INC	NTLI	@NA	@NA	0	0	0	0
NTN COMI	NTN	0	0	0	0	0	0
NTT DOCC	DCM	5.697	2.384	-8.637	4.043	7.663	0
NU HORIZ	NUHC	0	0	0	0	0	0
NU SKIN E	NUS	0	0	32.658	30.216	32.193	0
NUANCE (	NUAN	0	0	0	0	0	0
NUCENTR	NCNXQ	0	0	0	0	@NA	0
NUCLEAR	3NSOLE	@NA	0	0	0	0	0
NUCO2 IN	NUCO	0	0	0	0	0	0
NUCOR C	NUE	18.543	15.507	46.798	36.638	99.798	1
NUMATICS	0274B	@NA	0	0	0	0	0
NUMEREX	NMRX	0	0	0	0	0	0
NUR MACI	NURMC	0	0	0	0	0	0
NUTRA PH	3NPHC	@NA	@NA	0	0	0	0
NUTRACE	NUTR	0	0	0	0	0	0
NUTRI SYS	NSI	@NA	0	0	0	0	0

NUTRITIO	NXXI	0	0	0	0	0	0
NUTRITIO	NMSCA	0	0	0	0	0	0
NUTRITIO	9448B	0	0	0	0	0	0
NUVASIVE	NUVA	@NA	@NA	@NA	0	0	0
NUVEEN A	NFZ	@NA	@NA	@NA	@NA	@NA	0
NUVEEN A	NAZ	@NA	@NA	@NA	@NA	@NA	0
NUVEEN A	NXE	@NA	@NA	@NA	@NA	@NA	0
NUVEEN A	NKR	@NA	@NA	@NA	@NA	@NA	0
NUVEEN C	NVX	@NA	@NA	@NA	@NA	@NA	0
NUVEEN C	NZH	@NA	@NA	@NA	@NA	@NA	0
NUVEEN C	NAC	@NA	@NA	@NA	@NA	@NA	0
NUVEEN C	NQC	@NA	@NA	@NA	@NA	@NA	0
NUVEEN C	NCO	@NA	@NA	@NA	@NA	@NA	0
NUVEEN C	NCU	@NA	@NA	@NA	@NA	@NA	0
NUVEEN C	NUC	@NA	@NA	@NA	@NA	@NA	0
NUVEEN C	NXC	@NA	@NA	@NA	@NA	@NA	0
NUVEEN C	NVC	@NA	@NA	@NA	@NA	@NA	0
NUVEEN C	NCA	@NA	@NA	@NA	@NA	@NA	0
NUVEEN C	NCP	@NA	@NA	@NA	@NA	@NA	0
NUVEEN C	NTC	@NA	@NA	@NA	@NA	@NA	0
NUVEEN C	NGO	@NA	@NA	@NA	@NA	@NA	0
NUVEEN C	NFC	@NA	@NA	@NA	@NA	@NA	0
NUVEEN C	NGK	@NA	@NA	@NA	@NA	@NA	0
NUVEEN D	NXZ	@NA	@NA	@NA	@NA	@NA	0
NUVEEN D	NZF	@NA	@NA	@NA	@NA	@NA	0
NUVEEN D	JDD	@NA	@NA	@NA	@NA	@NA	0
NUVEEN D	NAD	@NA	@NA	@NA	@NA	@NA	0
NUVEEN E	JPZ	@NA	@NA	@NA	@NA	@NA	0
NUVEEN E	JSN	@NA	@NA	@NA	@NA	@NA	0
NUVEEN F	NUF	@NA	@NA	@NA	@NA	@NA	0
NUVEEN F	NQF	@NA	@NA	@NA	@NA	@NA	0
NUVEEN F	JRO	@NA	@NA	@NA	@NA	@NA	0
NUVEEN F	JFR	@NA	@NA	@NA	@NA	@NA	0
NUVEEN C	NKG	@NA	@NA	@NA	@NA	@NA	0
NUVEEN C	NZX	@NA	@NA	@NA	@NA	@NA	0
NUVEEN C	NPG	@NA	@NA	@NA	@NA	@NA	0
NUVEEN I	NKX	@NA	@NA	@NA	@NA	@NA	0
NUVEEN I	NWF	@NA	@NA	@NA	@NA	@NA	0
NUVEEN I	NGX	@NA	@NA	@NA	@NA	@NA	0
NUVEEN I	NRK	@NA	@NA	@NA	@NA	@NA	0
NUVEEN I	NKL	@NA	@NA	@NA	@NA	@NA	0
NUVEEN I	NCL	@NA	@NA	@NA	@NA	@NA	0
NUVEEN I	NPC	@NA	@NA	@NA	@NA	@NA	0
NUVEEN I	NVG	@NA	@NA	@NA	@NA	@NA	0
NUVEEN I	NFL	@NA	@NA	@NA	@NA	@NA	0
NUVEEN I	NIO	@NA	@NA	@NA	@NA	@NA	0
NUVEEN I	NNF	@NA	@NA	@NA	@NA	@NA	0
NUVEEN I	NKO	@NA	@NA	@NA	@NA	@NA	0
NUVEEN I	NPX	@NA	@NA	@NA	@NA	@NA	0
NUVEEN I	NQI	@NA	@NA	@NA	@NA	@NA	0
NUVEEN I	JNC	39.567	38.721	40.133	37.37	36.029	1

NUVEEN II	NQM	@NA	@NA	@NA	@NA	@NA	0
NUVEEN N	NMB	@NA	@NA	@NA	@NA	@NA	0
NUVEEN N	NMT	@NA	@NA	@NA	@NA	@NA	0
NUVEEN N	NWI	@NA	@NA	@NA	@NA	@NA	0
NUVEEN N	NZR	@NA	@NA	@NA	@NA	@NA	0
NUVEEN N	NFM	@NA	@NA	@NA	@NA	@NA	0
NUVEEN N	NMY	@NA	@NA	@NA	@NA	@NA	0
NUVEEN N	NZW	@NA	@NA	@NA	@NA	@NA	0
NUVEEN N	NMP	@NA	@NA	@NA	@NA	@NA	0
NUVEEN N	NUM	@NA	@NA	@NA	@NA	@NA	0
NUVEEN N	NOM	@NA	@NA	@NA	@NA	@NA	0
NUVEEN N	NMA	@NA	@NA	@NA	@NA	@NA	0
NUVEEN N	NMZ	@NA	@NA	@NA	@NA	@NA	0
NUVEEN N	NMO	@NA	@NA	@NA	@NA	@NA	0
NUVEEN N	NUV	@NA	@NA	@NA	@NA	@NA	0
NUVEEN N	NMI	@NA	@NA	@NA	@NA	@NA	0
NUVEEN N	NNO	@NA	@NA	@NA	@NA	@NA	0
NUVEEN N	NNC	@NA	@NA	@NA	@NA	@NA	0
NUVEEN N	NQJ	@NA	@NA	@NA	@NA	@NA	0
NUVEEN N	NNJ	@NA	@NA	@NA	@NA	@NA	0
NUVEEN N	NNY	@NA	@NA	@NA	@NA	@NA	0
NUVEEN N	NNP	@NA	@NA	@NA	@NA	@NA	0
NUVEEN N	NVN	@NA	@NA	@NA	@NA	@NA	0
NUVEEN N	NII	@NA	@NA	@NA	@NA	@NA	0
NUVEEN N	NRB	@NA	@NA	@NA	@NA	@NA	0
NUVEEN N	NXJ	@NA	@NA	@NA	@NA	@NA	0
NUVEEN N	NUJ	@NA	@NA	@NA	@NA	@NA	0
NUVEEN N	NXK	@NA	@NA	@NA	@NA	@NA	0
NUVEEN N	NAN	@NA	@NA	@NA	@NA	@NA	0
NUVEEN N	NQN	@NA	@NA	@NA	@NA	@NA	0
NUVEEN N	NUN	@NA	@NA	@NA	@NA	@NA	0
NUVEEN N	NXN	@NA	@NA	@NA	@NA	@NA	0
NUVEEN C	NBJ	@NA	@NA	@NA	@NA	@NA	0
NUVEEN C	NXI	@NA	@NA	@NA	@NA	@NA	0
NUVEEN C	NVJ	@NA	@NA	@NA	@NA	@NA	0
NUVEEN C	NUO	@NA	@NA	@NA	@NA	@NA	0
NUVEEN F	NXM	@NA	@NA	@NA	@NA	@NA	0
NUVEEN F	NVY	@NA	@NA	@NA	@NA	@NA	0
NUVEEN F	NQP	@NA	@NA	@NA	@NA	@NA	0
NUVEEN F	NPY	@NA	@NA	@NA	@NA	@NA	0
NUVEEN F	NPP	@NA	@NA	@NA	@NA	@NA	0
NUVEEN F	JPC	@NA	@NA	@NA	@NA	@NA	0
NUVEEN F	JQC	@NA	@NA	@NA	@NA	@NA	0
NUVEEN F	NPM	@NA	@NA	@NA	@NA	@NA	0
NUVEEN F	NPT	@NA	@NA	@NA	@NA	@NA	0
NUVEEN F	NPI	@NA	@NA	@NA	@NA	@NA	0
NUVEEN F	NIF	@NA	@NA	@NA	@NA	@NA	0
NUVEEN F	NPF	@NA	@NA	@NA	@NA	@NA	0
NUVEEN C	NQU	@NA	@NA	@NA	@NA	@NA	0
NUVEEN C	JPS	@NA	@NA	@NA	@NA	@NA	0
NUVEEN C	JHP	@NA	@NA	@NA	@NA	@NA	0

NUVEEN (	JTP	@NA	@NA	@NA	@NA	@NA	0
NUVEEN F	JRS	@NA	@NA	@NA	@NA	@NA	0
NUVEEN S	NIM	@NA	@NA	@NA	@NA	@NA	0
NUVEEN S	NQS	@NA	@NA	@NA	@NA	@NA	0
NUVEEN S	NXP	@NA	@NA	@NA	@NA	@NA	0
NUVEEN S	NXQ	@NA	@NA	@NA	@NA	@NA	0
NUVEEN S	NXR	@NA	@NA	@NA	@NA	@NA	0
NUVEEN S	NSL	@NA	@NA	@NA	@NA	@NA	0
NUVEEN T	NEA	@NA	@NA	@NA	@NA	@NA	0
NUVEEN T	JTA	@NA	@NA	@NA	@NA	@NA	0
NUVEEN T	JFP	@NA	@NA	@NA	@NA	@NA	0
NUVEEN T	NTX	@NA	@NA	@NA	@NA	@NA	0
NUVEEN \	NNB	@NA	@NA	@NA	@NA	@NA	0
NUVEEN \	NGB	@NA	@NA	@NA	@NA	@NA	0
NUVEEN \	NPV	@NA	@NA	@NA	@NA	@NA	0
NUVELO II	NUVO	0	0	0	0	0	0
NUVIM INC	NUVM	@NA	@NA	@NA	@NA	@NA	0
NUWAVE ˜	3NUWV	0	0	0	0	0	0
NUWAY M	NMED	0	0	0	0	0	0
NVE CORI	NVEC	127.007	0	0	0	0	0
NVIDIA CC	NVDA	0	0	0	0	0	0
NVR INC	NVR	0	0	0	0	0	0
NWH INC	NWIR	0	0	0	0	664.545	0
NX NETW(	NXWXQ	0	0	@NA	@NA	@NA	0
NYER MEI	NYER	0	0	0	0	0	0
NYFIX INC	NYFXE	0	0	0	0	0	0
NYMAGIC	NYM	23.609	-66.703	-21.097	0	13.631	0
NYMOX PI	NYMX	0	0	0	0	0	0
O & Y PRC	9887B	0	0	0	549.677	-6,747.83	0
O C G TEC	3OCGT	0	0	0	0	0	0
O I CORP	OICO	0	0	0	0	0	0
O'CHARLE	CHUX	0	0	0	0	0	0
O'REILLY /	ORLY	0	0	0	0	0	0
O2DIESEL	OTD	@NA	@NA	@NA	@NA	0	0
O2MICRO	OIIM	@NA	@NA	0	0	0	0
OAK HILL	OAKF	43.9	33.697	26.611	25.242	23.615	1
OAK STRE	OAKS	@NA	@NA	@NA	@NA	@NA	0
OAKLEY IN	OO	0	0	0	0	24.901	0
OAKRIDGI	3OAKR	0	0	0	0	0	0
OAKWOOI	OKWHQ	-6.003	-1.17	0	0	0	0
OAO TATN	TNT	3.378	3.604	1.259	2.474	@NA	0
OASIS SEI	OASI	@NA	@NA	@NA	@NA	@NA	0
OBJECTS(	OSFT	-1.207	-0.351	@NA	@NA	@NA	0
OBN HOLI	3OBNH	@NA	@NA	@NA	@NA	@NA	0
OBSIDIAN	3OBDE	0	0	0	0	0	0
OCA INC	OCA	0	0	0	0	0	0
OCCAM NI	3OCCM	0	0	0	0	0	0
OCCIDEN˜	OXY	63.815	23.503	31.45	40.757	18.809	1
OCCULOG	RHEO	@NA	@NA	@NA	0	0	0
OCCUPAT	3OHRI	0	0	0	0	0	0
OCE NV -/	OCENY	56.96	33.423	41.634	47.779	89.73	1

OCEAN BI	OBCI	0	0	0	0	0	0
OCEAN SH	OSHC	@NA	@NA	@NA	0	0	0
OCEAN W	3OWHC	@NA	0	0	@NA	@NA	0
OCEANEE	OII	0	0	0	0	0	0
OCEANFIR	OCFC	43.782	46.527	41.275	44.264	48.397	1
OCEANIC	3OCEX	0	0	0	0	0	0
OCTEL CC	OTL	0	0	0	0	0	0
OCWEN F	OCN	0	0	0	0	0	0
ODIMO IN	ODMO	@NA	@NA	@NA	0	0	0
ODYSSEY	ODSY	0	0	0	0	0	0
ODYSSEY	OMR	@NA	@NA	0	0	0	0
ODYSSEY	OPIX	0	0	0	0	0	0
ODYSSEY	ORH	211.122	155.135	-20.45	3.802	2.772	0
OFFICE DI	ODP	0	0	0	0	0	0
OFFICEMA	OMX	18.33	20.778	-62.341	-1,984.78	982.686	0
OFFSHOR	OLG	0	0	0	0	0	0
OFFSHOR	3OFSYF	@NA	0	0	0	0	0
OGE ENER	OGE	68.422	70.43	103.068	128.395	81.563	1
OGLEBAY	3OGBY	28.441	26.431	-15.854	0	0	0
OGLETHO	5685B	0	0	0	0	0	0
OHIO ART	OART	0	0	2.264	20.179	-39.597	0
OHIO CAS	OCAS	52.888	-44.727	0	0	0	0
OHIO EDIS	FE1	121.27	120.738	66.419	34.864	206.414	1
OHIO LEG	OLCB	@NA	0	0	0	0	0
OHIO POW	AEP5	100.035	268.2	86.897	44.681	67.112	1
OHIO VALL	OVBC	44.082	47.136	55.832	40.793	38.133	1
OIL DRI C	ODC	26.533	85.317	207.229	-173.126	60.688	0
OIL SERVI	OIH	@NA	@NA	@NA	@NA	@NA	0
OIL STATE	OIS	0	0	0	0	0	0
OILGEAR	OLGR	41.943	71.705	-15.962	0	0	0
OKLAHOM	OGE1	@NA	@NA	85.505	82.474	95.061	0
OLD DOMI	9840B	0	0	0	0	0	0
OLD DOMI	ODFL	0	0	0	0	0	0
OLD LINE	OLBK	@NA	@NA	@NA	@NA	17.021	0
OLD NATI	ONB	36.946	62.837	43.131	37.247	68.689	1
OLD POIN	OPOF	28.888	29.242	28.161	25.188	27.348	1
OLD REPU	ORI	27.614	21.849	20.179	19.267	43.91	1
OLD SECC	OSBC	28.151	26.093	25.042	27.554	24.869	1
OLICOM A	OLCMF	0	0	0	0	0	0
OLIN COR	OLN	358.824	44.444	-368.421	-124.601	4,700.00	0
OLYMPIC	3OLYD	0	0	0	0	0	0
OLYMPIC	ZEUS	0	0	0	0	0	0
OM GROU	OMG	17.048	14.673	15.571	-6	-22.199	0
OMEGA C	0275B	@NA	0	0	@NA	@NA	0
OMEGA FI	OMEF	49.411	53.654	51.156	51.887	57.073	1
OMEGA HI	OHI	554.333	-30.105	0	0	173.032	0
OMEGA PI	OME	0	0	0	0	0	0
OMEGA VI	3OMGV	@NA	@NA	0	0	0	0
OMEGA VI	0358B	@NA	@NA	0	0	0	0
OMI CORP	OMM	0	0	0	0	0	0
OMNI ENE	OMNI	0	0	0	0	0	0

OMNI USA	3OUSA	0	0	0	0	0	0
OMNICARI	OCR	14.211	16.988	11.401	6.744	4.567	1
OMNICELL	OMCL	0	0	0	0	0	0
OMNICOM	OMC	30.195	24.515	28.19	23.129	22.159	1
OMNISKY	OMNY	@NA	0	@NA	@NA	@NA	0
OMNIVISI	OVTI	0	0	0	0	0	0
OMNOVA	OMN	587.5	181.818	-59.701	0	0	0
OMTOOL I	OMTL	0	0	0	0	0	0
ON ASSIG	ASGN	0	0	0	0	0	0
ON SEMIC	ONNN	@NA	0	0	0	0	0
ON THE G	3OGHC	@NA	@NA	0	0	0	0
ON TRACK	OTIV	@NA	@NA	0	0	0	0
ON2 TECH	ONT	0	0	0	0	0	0
ONCOLYT	ONCY	0	0	0	0	0	0
ONCOR EI	TXU3	@NA	@NA	0	0	0	0
ONE LIBE	OLP	97.797	52.12	94.855	135.66	117.254	1
ONE LINK	3OLKT	@NA	@NA	@NA	0	0	0
ONE PRIC	ONPRQ	0	0	0	0	@NA	0
ONE VOIC	3ONEV	0	0	0	0	0	0
ONECAP	3ONEA	@NA	0	0	0	0	0
ONEIDA F	ONFC	21.3	42.737	37.421	32.947	36.899	1
ONEIDA L	3ONEI	125.46	-408.042	24.824	15.979	-0.365	0
ONEOK IN	OKE	56.481	34.035	55.346	31.47	27.614	1
ONLINE P	OPWR	0	0	0	@NA	@NA	0
ONLINE P	3OLPC	@NA	@NA	0	0	0	0
ONLINE R	ORCC	0	0	0	0	0	0
ONSPAN	3ONSP	0	0	0	0	0	0
ONSTREA	ONSM	0	0	0	0	-2.696	0
ONTRO IN	ONTR	0	0	0	@NA	@NA	0
ONVIA INC	ONVI	0	0	0	0	0	0
ONYX PH	ONXX	0	0	0	0	0	0
ONYX SOF	ONXS	0	0	0	0	0	0
OPEN SOL	OPEN	@NA	@NA	@NA	0	0	0
OPEN TEX	OTEX	0	0	0	0	0	0
OPENTV C	OPTV	0	0	0	0	0	0
OPENWA	OPWV	0	0	0	0	0	0
OPHTHAL	3OISI	0	0	0	0	0	0
OPINION F	ORCI	0	0	0	0	0	0
OPLINK C	OPLK	0	0	0	0	0	0
OPNET TE	OPNT	0	0	0	0	0	0
OPPENHE	OPY	12.84	9.188	23.201	59.746	15.495	1
OPPENHE	OMS	@NA	@NA	@NA	@NA	@NA	0
OPSWARE	OPSW	@NA	0	0	0	0	0
OPT-SCIE	OPST	0	0	0	0	0	0
OPTELEC	OPTC	0	0	0	0	0	0
OPTI INC	3OPTI	-419.048	0	0	0	0	0
OPTIBASE	OBAS	0	0	0	0	0	0
OPTICAL	OCCF	0	0	0	0.353	0	0
OPTICAL	OCPI	0	0	0	0	0	0
OPTICAL	3OPTL	0	0	0	0	0	0
OPTICARE	OPT	0	0	0	0	0	0

OPTICON	OPMI	0	0	@NA	@NA	@NA	0
OPTIMAL (	OPMR	0	0	0	0	0	0
OPTIMUMI	OPHC	@NA	@NA	0	0	0	0
OPTIO SO	3OPTO	0	0	0	0	0	0
OPTION C	OPTN	0	0	0	0	0	0
OPTIONS>	OXPS	@NA	@NA	@NA	90.747	78.27	0
ORACLE (	ORCL	0	0	0	0	0	0
ORAGENI(	ONI	@NA	@NA	@NA	@NA	0	0
ORALABS	OLAB	0	0	0	0	0	0
ORANGE &	ED2	451.239	94.704	69.683	62.366	62.222	1
ORANGE 2	ORNG	@NA	@NA	@NA	0	0	0
ORASURE	OSUR	0	0	0	0	0	0
ORBIT E-C	3OECI	0	@NA	0	0	0	0
ORBIT INT	ORBT	0	0	0	0	0	0
ORBIT/FR	3ORFR	0	0	0	0	0	0
ORBITAL (	3OBTLY	0	0	0	0	0	0
ORBITAL S	ORB	0	0	0	0	0	0
ORBOTEC	ORBK	0	0	0	0	0	0
ORCHID B	ORCH	0	0	0	0	0	0
ORCKIT C	ORCT	0	0	0	0	0	0
OREGON S	OS	72.487	-8.47	0	0	0	0
ORETECH	ORTE	@NA	0	0	0	0	0
OREZONE	OZN	@NA	@NA	@NA	0	0	0
ORGANITE	ORGT	@NA	0	0	0	0	0
ORGANOC	3ORGG	0	0	0	@NA	@NA	0
ORIENT-E	OEH	0	0	0	0	0	0
ORIENTAL	OFG	28.021	44.537	120.605	21.739	19.241	1
ORIGEN F	ORGN	@NA	@NA	@NA	0	-6.757	0
ORION HE	ONH	74.969	0	0	0	0	0
ORIX COR	IX	3.159	2.899	2.99	4.785	4.175	1
ORLEANS	OHB	0	0	0	0	0	0
ORMAT TE	ORA	@NA	@NA	@NA	0	40.584	0
ORPHAN M	ORPH	0	0	0	0	0	0
ORRSTOW	3ORRF	@NA	@NA	28.103	29.112	30.458	0
ORTEC IN	3ORTN	0	0	0	0	0	0
ORTHODC	3OTIX	0	0	0	0	0	0
ORTHOFI>	OFIX	0	0	0	0	0	0
ORTHOLO	OLGC	0	0	0	0	0	0
ORTHOME	3OMRX	0	0	0	0	0	0
ORTHOVIT	VITA	0	0	0	0	0	0
ORYX TEC	3ORYX	0	0	0	0	0	0
OSCIENT I	OSCI	0	0	0	0	0	0
OSE USA I	3OSEE	0	0	0	0	0	0
OSHKOSH	GOSHA	9.594	7.44	7.986	9.768	57.574	1
OSHKOSH	OSK	13.722	11.796	11.285	9.732	9.159	1
OSI PHAR	OSIP	0	0	0	0	0	0
OSI SYSTE	OSIS	0	0	0	0	0	0
OSTEOTE	OSTE	0	0	0	0	0	0
OTELCO II	OTT	@NA	@NA	@NA	0	0	0
OTTER TA	OTTR	55.098	63.443	60.697	58.885	71.247	1
OURPETS	3OPCO	@NA	@NA	0	0	0	0

OUT-TAKE	OUTT	0	0	0	0	@NA	0
OUTBACK	OSI	0	0	0	5.66	21.69	0
OUTDOOF	OUTD	0	0	0	0	0	0
OUTLOOK	OUTL	0	0	0	-202.417	62.756	0
OVERHILL	OFI	@NA	0	0	0	0	0
OVERLAN	OVRL	0	0	0	0	0	0
OVERNITE	OVNT	@NA	@NA	38.553	18.02	774.782	0
OVERSEA	OSG	161.201	23.715	20.221	-117.117	18.701	0
OVERSTO	OSTK	@NA	0	0	0	0	0
OWENS &	OMI	26.877	24.649	30.502	22.38	23.726	1
OWENS C	3OWENQ	6.667	-1.674	0	0	0	0
OWENS-IL	OI	0	0	0	0	0	0
OWNERTE	OTEL	@NA	@NA	@NA	@NA	@NA	0
OXFORD I	OXM	27.49	40.721	59.629	31.062	18.343	1
OXIGENE	OXGN	0	0	0	0	0	0
OXIS INTE	3OXIS	0	0	0	0	0	0
OYO GEO	OYOG	0	0	0	0	0	0
P & F INDU	PFIN	0	0	0	0	0	0
P F CHAN	PFCB	0	0	0	0	0	0
P-COM IN	3PCMC	0	0	0	0	0	0
P.A.M. TR	PTSI	0	0	0	0	0	0
PAB BANK	PAB	42.344	72.005	2,836.06	16.323	23.884	1
PAC-WES	PACW	0	0	0	0	0	0
PACCAR F	PCAR1	6.862	0	0	40.293	0	0
PACCAR I	PCAR	32.282	38.162	64.055	47.097	45.698	1
PACCAR I	PCAR.F	32.282	38.162	64.055	47.097	45.698	1
PACE HEA	3PCES	0	0	0	0	0	0
PACE MEI	3PMDLE	0	0	0	0	0	0
PACEL CC	3PCLL	0	0	0	0	0	0
PACER HE	3PHLH	@NA	0	0	0	0	0
PACER IN	PACR	@NA	0	0	0	0	0
PACHOLD	PHF	@NA	@NA	@NA	@NA	@NA	0
PACIFIC A	PAI	@NA	@NA	@NA	@NA	@NA	0
PACIFIC B	3PBME	0	0	0	0	0	0
PACIFIC C	PCBC	39.883	40.555	32.067	31.672	36.208	1
PACIFIC C	PAM	@CF	0	0	0	0	0
PACIFIC C	PCBK	24.619	25.478	24.484	46.613	26.951	1
PACIFIC E	PPX	@NA	@NA	@NA	@NA	@NA	0
PACIFIC E	SRE1	55.556	48.309	94.059	47.847	115.207	1
PACIFIC G	PCG1	54.391	-16.477	0	0	0	0
PACIFIC I	PCNTF	0	0	0	0	0	0
PACIFIC L	9762B	@NA	@NA	@NA	@NA	@NA	0
PACIFIC M	3PMIC	0	0	0	0	0	0
PACIFIC M	PMBC	0	0	0	0	0	0
PACIFIC P	PPBI	0	0	0	0	0	0
PACIFIC R	PMU	0	0	0	0	0	0
PACIFIC S	PSUN	0	0	0	0	0	0
PACIFICA	3PFEH	@NA	0	0	0	0	0
PACIFICA	PHS	0	0	0	0	0	0
PACIFICHI	3PHLI	0	0	0	0	0	0
PACIFICNI	PACT	0	0	0	0	0	0

PACIFICO	9989B	270.016	-367.578	204.845	0	65.364	0
PACKAGIN	PKG	0	0	0	0	-110.308	0
PACKAGIN	PKDY	@NA	0	0	0	6.568	0
PACKETEI	PKTR	0	0	0	0	0	0
PACKETP(	3PKPT	0	0	0	0	0	0
PACTIV C(	PTV	0	0	0	0	0	0
PAID INC	3PAYD	@NA	0	0	0	0	0
PAIN THEI	PTIE	0	0	0	0	0	0
PAINCARE	PRZ	0	-28,251.22	0	0	0	0
PALATIN T	PTN	0	0	0	0	0	0
PALIGENT	3PGNT	0	0	0	0	0	0
PALL COR	PLL	153.338	55.361	70.249	87.39	43.292	1
PALM HAF	PHHM	0	0	0	0	0	0
PALMETT(	PTTTS	101.356	83.23	99.413	46.909	39.586	1
PALMONE	PLMO	0	0	0	0	0	0
PALMSOU	PSRC	@NA	@NA	0	0	0	0
PALOMAR	PMTI	0	0	0	0	0	0
PAMRAPC	PBCI	73.352	80.831	74.24	54.12	52.024	1
PAN AMEF	PAAS	0	0	0	0	0	0
PAN PAC I	PNP	104.153	96.831	90.497	97.456	88.002	1
PAN-OCE/	PNYBF	0	0	0	0	17.388	0
PANACO I	PNOIQ	0	0	0	@NA	@NA	0
PANAMER	PNB	@NA	@NA	0	0	0	0
PANAMSA	PA	@NA	@NA	@NA	@NA	0	0
PANAVISI(	3PVIS	0	0	0	0	0	0
PANERA E	PNRA	0	0	0	0	0	0
PANHAND	PEL1	164.865	109.375	95.313	41.176	@NA	0
PANHAND	PHX	76.431	20.168	16.897	168.805	9.856	1
PANTRY II	PTRY	0	0	0	0	0	0
PAO DE A(	CBD	25.724	14.658	0	0	0	0
PAPA JOH	PZZA	0	0	0	0	0	0
PAPER W/	PWHSQ	0	0	0	0	@NA	0
PAPERCLI	3PCLP	0	0	0	0	0	0
PAR PHAF	PRX	0	0	0	0	0	0
PAR TECH	PTC	0	0	0	0	0	0
PARADIGN	3PMED	0	0	0	0	0	0
PARADISE	3PARF	15.758	15.499	16.561	15.104	17.42	1
PARADYN	PDYN	0	0	0	0	0	0
PARAGON	3PGNF	0	0	0	0	0	0
PARAGON	PRG	-69.16	-7.188	-19.178	-15.343	0	0
PARAGON	PTG	-13.345	0	0	0	0	0
PARALLEL	PLLL	0	0	0	0	0	0
PARAMET	PMTC	0	0	0	0	0	0
PAREXEL	PRXL	0	0	0	0	0	0
PARK BAN	PFED	34.281	44.637	38.092	27.852	28.978	1
PARK CIT\	3PKCY	@NA	0	@NA	0	0	0
PARK ELE	PKE	18.172	7.238	-18.331	-9.236	15.845	0
PARK NAT	PRK	50.41	51.968	51.641	50.42	53.422	1
PARK OHI	PKOH	0	0	0	0	0	0
PARKE BA	PKBK	@NA	@NA	0	0	0	0
PARKER D	PKD	0	0	0	0	0	0

PARKER-H	PH	22.371	20.358	23.221	63.648	43.721	1
PARKERV	PRKR	0	0	0	0	0	0
PARKVALI	PVSA	31.071	31.745	29.226	39.243	38.028	1
PARKWAY	PKY	93.453	71.473	121.41	136.654	91.415	1
PARLAY E	PRYNF	0	0	0	0	@NA	0
PARLEX C	PRLX	0	0	0	0	0	0
PARLUX F	PARL	0	0	0	0	0	0
PARTNER	PTNR	0	0	0	0	0	0
PARTNER	PRE	69.705	41.881	-26.477	34.303	14.602	0
PARTNER	PRTR	@NA	0	0	7.228	14.794	0
PARTY CI	PCTY	0	0	0	0	0	0
PASW INC	3PASW	0	0	0	0	0	0
PATH 1 NE	PNO	@NA	@NA	0	0	0	0
PATHFIND	PBHC	67.634	173.595	27.84	36.851	39.407	1
PATHMAR	PTMK	0	0	0	0	0	0
PATIENT I	3PATY	0	0	0	0	0	0
PATIENT S	PST	@NA	@NA	@NA	@NA	@NA	0
PATINA OI	POG	9.878	3.682	5.526	9.553	9.429	1
PATRICK I	PATK	12.318	-17.931	-12.528	765.263	-332.727	0
PATRIOT I	PNBK	0	0	16.438	21.673	20.582	0
PATRIOT S	3PTSC	@NA	0	0	0	0	0
PATRIOT T	PATR	0	0	0	0	0	0
PATTERS(	PDCO	0	0	0	0	0	0
PATTERS(	PTEN	0	0	0	0	0	0
PAULA FIN	PFCO	-6.776	0	0	0	0	0
PAULSON	PLCC	0	0	0	0	0	0
PAV REPU	RSBQ	@NA	@NA	@NA	@NA	@NA	0
PAVING S	PVNG	@NA	@NA	-6.209	0	@NA	0
PAXAR CC	PXR	0	0	0	0	0	0
PAXSON C	PAX	0	0	0	0	0	0
PAY-O-MA	PAYO	0	0	0	0	@NA	0
PAYCHEX	PAYX	42.937	48.304	57.364	56.38	58.56	1
PAYLESS	PSS	0	0	0	0	0	0
PAYMENT	3PYDS	0	0	0	0	0	0
PC CONNE	PCCC	0	0	0	0	0	0
PC MALL I	MALL	0	0	0	0	0	0
PCA INTEI	0431B	@NA	0	0	0	0	0
PCCW LTE	PCW	0	0	0	0	0	0
PCD INC	PCDIQ	0	0	0	0	@NA	0
PCTEL INC	PCTI	0	0	0	0	0	0
PDF SOLU	PDFS	0	0	0	0	0	0
PDG ENVI	3PDGE	0	0	0	0	0	0
PDI INC	PDII	0	0	0	0	0	0
PDV AMEI	0276B	@NA	0	0	0	@NA	0
PDVSA FIN	0210B	0	0	0	0	@NA	0
PEABODY	BTU	0	0	53.886	19.772	57.982	0
PEACE AR	PAE	0	0	0	0	0	0
PEAK ENT	3PKEHE	@NA	0	0	0	0	0
PEAK INTE	PEAK	0	0	0	0	0	0
PEAPACK-	PGC	19.514	20.654	20.686	18.507	22.439	1
PEARSON	PSO	46.939	91.62	-45.269	-168.468	349.091	0

PEC SOLU	PECS	7.324	0	0	0	0	0
PECHINEY	PEHYY	38.996	20.767	33.621	-150	@NA	0
PECO ENE	EXC1	32.281	32.914	82.41	71.13	68.803	1
PECO II IN	PIII	0	0	0	0	0	0
PEDIATRI(	PSAI	0	0	0	0	0	0
PEDIATRI)	PDX	0	0	0	0	0	0
PEEBLES	6651A	0	0	0	@NA	@NA	0
PEERLESS	PMFG	39.297	78.303	11.979	0	0	0
PEERLESS	PRLS	0	0	0	0	0	0
PEET'S CO	PEET	0	0	0	0	0	0
PEGASUS	3YYCRC	@NA	245.917	-43.709	-43,968.00	-4,376.12	0
PEGASUS	PGTVE	0	0	0	0	0	0
PEGASUS	PEGS	0	0	0	0	0	0
PEGASYS	PEGA	0	0	0	0	0	0
PELICAN F	PFI	0	0	2.963	7.99	-194.118	0
PEMCO A\	PAGI	0	0	0	0	0	0
PEMSTAR	PMTR	0	0	0	0	0	0
PENFORD	PENX	23.836	15.75	1,618.92	47.93	23.281	1
PENGROV	PGH	255.209	177.203	253.419	396.313	165.568	1
PENHALL	0343B	@NA	0	0	0	0	0
PENINSUL	0277B	@NA	154.056	96.811	-172.131	-12.219	0
PENINSUL	PPRX	@NA	@NA	@NA	@NA	@NA	0
PENN ENC	PNN	24.219	16.239	59.58	122.047	85.767	1
PENN NAT	PENN	0	0	0	0	0	0
PENN OCT	POCC	0	0	0	0	0	0
PENN TRA	PNFTQ	0	0	0	@NA	@NA	0
PENN TRE	PTA	0	0	0	0	0	0
PENN VIR(	PVA	52.179	18.864	23.095	67.66	29.795	1
PENN VIR(	PVR	0	0	0	116.353	161.021	0
PENNEXX	PNNX	@NA	0	0	0	@NA	0
PENNEY (,	JCP	179	-41.431	189.412	46.802	47.493	0
PENNEY (,	JCP1	0	0	@NC	@NC	@NC	0
PENNFED	PFSB	11.809	10.42	10.517	11.493	20.183	1
PENNICHU	PNNW	60.78	46.185	50.194	83.041	161.187	1
PENNROC	PRFS	34.519	43.662	39.703	40.488	40.979	1
PENNS W(	PWOD	44.2	52.178	48.166	46.41	44.756	1
PENNSYL\	COBH	0	0	0	0	0	0
PENNSYL\	GPU2	303.408	140.127	0	56.963	177.892	0
PENNSYL\	FE2	1,055.35	25.597	73.384	64.746	121.23	1
PENNSYL\	PEI	120.744	79.55	150.816	166.997	150.546	1
PENTACO	PTACQ	0	0	0	@NA	@NA	0
PENTAIR I	PNR	27.298	39.134	59.683	28.037	28.065	1
PENTON M	3PTON	44.161	4.788	-1.838	0	0	0
PENWEST	PPCO	0	0	0	0	0	0
PEOPLE'S	PBCT	24.375	28.413	43.137	67.329	63.636	1
PEOPLES	PFDC	34.358	41.469	42.726	39.241	38.824	1
PEOPLES	PEBO	31.778	33.058	33.085	25.466	42.063	1
PEOPLES	PEBK	23.844	23.392	28.131	36.583	62.525	1
PEOPLES	PBTC	33.421	31.23	109.451	46.564	45.86	1
PEOPLES	PCBI	5.614	0	0	0	0	0
PEOPLES	PGL	74.714	81.68	74.023	82.27	73.456	1

PEOPLES	PFBX	18.432	40.384	39.648	42.056	15.524	1
PEOPLES	PGL3	83.763	87.024	79.759	83.238	85.979	1
PEOPLES-	PSFC	@NA	66.352	60.27	68.741	79.904	0
PEOPLESI	PSPT	@NA	@NA	@NA	0	0	0
PEP BOYS	PBY	46.729	-25.952	38.404	31.588	-123.599	0
PEPCO HC	POM	82.536	54.949	77.417	62.043	158.643	1
PEPSI BO	PBG	7.627	5.24	3.607	2.57	2.607	1
PEPSIAME	PAS	20.513	7.692	6.881	4.495	3.68	1
PEPSICO I	PEP	38.244	36.693	37.825	31.49	30.351	1
PER-SE TE	PSTI	0	0	0	0	0	0
PERCEPTI	PRCP	@NA	0	0	0	0	0
PERDIGAC	PDA	0	0	@NA	0	0	0
PEREGRIN	PPHM	0	0	0	0	0	0
PEREGRIN	PRGN	0	0	0	0	0	0
PERFECTI	3PERF	-30.892	0	0	0	0	0
PERFICIEI	PRFT	0	0	0	0	0	0
PERFORM	PFGC	0	0	0	0	0	0
PERFORM	PTIX	0	0	0	0	0	0
PERICOM	PSEM	0	0	0	0	0	0
PERINI CC	PCR	0	0	0	0	0	0
PERKINEL	PKI	89.877	31.99	-4,563.55	-853.18	64.365	0
PERMA-FI	PESI	0	0	0	0	0	0
PERMIAN	PBT	100	100	100	100	100	1
PEROT SY	PER	0	0	0	0	0	0
PERPETU	3PFOH	44.29	48.213	51.404	49.871	@NA	0
PERRIGO	PRGO	0	0	0	0	6.446	0
PERRY-JU	9843B	0	0	0	0	0	0
PERU COI	CUP	@NA	@NA	@NA	@NA	@NA	0
PERVASIV	PVSW	0	0	0	0	0	0
PETAQUIL	3PTQMF	0	0	0	0	0	0
PETCO AN	PETC	0	0	0	0	0	0
PETER KIE	0404B	@NA	@NA	10.857	11.399	14.935	0
PETMED E	PETS	@NA	@NA	0	0	0	0
PETRIE ST	3PSTLS	@NA	@NA	@NA	@NA	@NA	0
PETRO ST	2175B	0	0	0	0	0	0
PETRO-CA	PCZ	39.485	12.206	11.726	10.78	6.351	1
PETROBR	PBR	@NA	@NA	@NA	@NA	@NA	0
PETROBR	PZE	17.16	@NA	62.245	0	0	0
PETROCH	PTR	0	23.573	57.039	37.625	42.632	0
PETROFU	PTF	203.718	152.636	204.947	399.695	175.648	1
PETROGE	3PTGC	@NA	@NA	@NA	@NA	0	0
PETROHA	HAWK	0	0	0	0	0	0
PETROKA	PKZ	0	0	0	0	0	0
PETROL IN	3PTLD	0	0	0	0	0	0
PETROLEI	PEO	@NA	@NA	@NA	@NA	@NA	0
PETROLEI	PETD	0	0	0	0	0	0
PETROLEI	PGS	0	0	0	0	0	0
PETROLEI	PHELK	@NA	0	0	0	0	0
PETROMIN	PTRO	0	0	0	0	0	0
PETROQU	PQUE	0	0	0	0	0	0
PETSMAR	PETM	0	0	0	0	4.11	0

PFEIFFER	PV	18.903	17.438	22.885	28.077	38.465	1
PFF BANC	PFB	8.542	10.478	9.934	12.086	23.412	1
PFIZER IN	PFE	38.199	69.096	37.01	36.085	291.376	1
PFS BANC	PBNC	0	0	0	27.198	54.293	0
PFSWEB I	PFSW	0	0	0	0	0	0
PG&E COI	PCG	3,538.46	-13.057	0	0	0	0
PG&E GAS	PCG3	130.16	0.127	92.843	136.775	0	0
PG&E NAT	PCG2	@NA	147.917	0	0	@NA	0
PGI INC	PGAI	0	0	0	0	0	0
PHAGE GE	3PHGG	@NA	0	0	0	0	0
PHARMAC	3PHFR	0	0	0	0	0	0
PHARMAC	PPH	@NA	@NA	@NA	@NA	@NA	0
PHARMAC	PPDI	0	0	0	0	0	0
PHARMAC	PCOP	@NA	@NA	@NA	@NA	@NA	0
PHARMAC	PCYC	0	0	0	0	0	0
PHARMAN	3PHAR	0	0	0	0	-2.562	0
PHARMIOI	PHRM	@NA	@NA	0	0	0	0
PHARMOS	PARS	0	0	0	0	0	0
PHARSIGH	3PHST	0	0	0	0	0	0
PHASE FC	PFWD	@NA	@NA	@NA	0	0	0
PHASE III	3PHSM	0	0	0	0	0	0
PHAZAR C	ANTP	0	0	0	0	0	0
PHC INC/N	3PIHC	0	0	0	0	0	0
PHELPS D	PD	-50.256	543.103	-21.648	0	0	0
PHH CORI	PHH	636.264	33.854	13.74	35.714	49.296	1
PHILADEL	PHLY	0	0	0	0	0	0
PHILIP MC	MO.F	57.238	53.443	56.526	46.181	58.257	1
PHILIPP B	0278B	@NA	0	0	0	0	0
PHILIPPIN	PHI	34.836	-534.477	87.014	114.192	18.543	0
PHILIPS IN	PHIR	132.965	201.948	602.114	@NC	@NC	0
PHILLIPS-'	PVH	24.252	13.601	38.727	13.668	0	0
PHOENIX	0279B	@NA	0	0	0	0	0
PHOENIX	PNX	0	0	0	-13.656	-368.293	0
PHOENIX	PXG	0	0	0	0	0	0
PHOENIX	PGLD	0	0	0	0	0	0
PHOENIX	PTEC	0	0	0	0	0	0
PHONE 1C	3PHGW	0	0	0	0	0	0
PHOTOME	PHMD	0	0	0	0	0	0
PHOTON I	PHTN	0	0	0	0	0	0
PHOTONIC	3PHOX	0	0	0	0	0	0
PHOTONIC	3PHPG	0	0	0	0	0	0
PHOTOWC	3FOTO	0	0	0	0	0	0
PHOTRON	PLAB	0	0	0	0	0	0
PHYSIOMI	PHYX	0	0	0	0	0	0
PHYTOME	3PYTO	0	0	0	0	0	0
PICCADILI	PICZQ	126.05	104.562	0	0	0	0
PICK UPS	3PUPS	0	0	0	0	0	0
PICO HOL	PICO	0	0	0	0	0	0
PIEDMON	PNY	72.445	71.039	74.687	83.432	73.844	1
PIER 1 IMI	PIR	15.395	15.313	15.102	15.087	22.695	1
PIERRE F(	0602B	0	0	0	0	0	0

PILGRIMS	PPC	2.858	4.73	5.869	17.21	4.403	1
PILLOWTE	PWTXQ	-8.028	0	0	0	@NA	0
PIMCO CA	PCQ	@NA	@NA	@NA	@NA	@NA	0
PIMCO CA	PZC	@NA	@NA	@NA	@NA	@NA	0
PIMCO CA	PCK	@NA	@NA	@NA	@NA	@NA	0
PIMCO CC	PCM	@NA	@NA	@NA	@NA	@NA	0
PIMCO CC	PCN	@NA	@NA	@NA	@NA	@NA	0
PIMCO CC	PTY	@NA	@NA	@NA	@NA	@NA	0
PIMCO FL	PFL	@NA	@NA	@NA	@NA	@NA	0
PIMCO FL	PFN	@NA	@NA	@NA	@NA	@NA	0
PIMCO HI	PHK	@NA	@NA	@NA	@NA	@NA	0
PIMCO MU	PMX	@NA	@NA	@NA	@NA	@NA	0
PIMCO MU	PMF	@NA	@NA	@NA	@NA	@NA	0
PIMCO MU	PML	@NA	@NA	@NA	@NA	@NA	0
PIMCO NY	PNI	@NA	@NA	@NA	@NA	@NA	0
PIMCO NY	PYN	@NA	@NA	@NA	@NA	@NA	0
PIMCO NY	PNF	@NA	@NA	@NA	@NA	@NA	0
PIMCO ST	RCS	@NA	@NA	@NA	@NA	@NA	0
PINGCHU/	3PGCN	@NA	@NA	0	0	0	0
PINNACLE	PNCL	@NA	@NA	0	14.244	614.538	0
PINNACLE	PLE	42.729	41.102	89.76	35.271	26.175	1
PINNACLE	PNS	0	0	0	0	0	0
PINNACLE	PNK	0	0	0	0	0	0
PINNACLE	PNFP	@NA	@NA	0	0	0	0
PINNACLE	PCLE	0	0	0	0	0	0
PINNACLE	PNW	41.632	39.934	39.466	64.011	68.271	1
PIONEER	PIO	1.456	14.745	33.553	19.232	21.539	1
PIONEER	PONR	0	0	0	0	0	0
PIONEER	PDC	0	0	0	0	0	0
PIONEER	PHD	@NA	@NA	@NA	@NA	@NA	0
PIONEER	PHT	@NA	@NA	@NA	@NA	@NA	0
PIONEER	MUO	@NA	@NA	@NA	@NA	@NA	0
PIONEER	MAV	@NA	@NA	@NA	@NA	@NA	0
PIONEER	MHI	@NA	@NA	@NA	@NA	@NA	0
PIONEER	PXD.P	@NA	@NA	@NA	@NA	@NA	0
PIONEER	PXD	0	0	0	0	0	0
PIONEER	PRRR	8.581	15.147	0	10.915	15.789	0
PIONEER	PBF	@NA	@NA	@NA	@NA	@NA	0
PIPER JAF	PJC	@NA	@NA	0	0	0	0
PISMO CC	2638B	0	0	0	0	0	0
PITNEY B(	PBI1	44.638	183.871	60.44	@NA	@NA	0
PITNEY B(	PBI	41.383	51.972	55.434	64.469	56.75	1
PITTSBUR	PW	99.88	99.283	@NA	101.218	100.25	0
PIXAR	PIXR	0	0	0	0	0	0
PIXELWOI	PXLW	0	0	0	0	0	0
PIZZA INN	PZZI	76.017	97.053	50.121	0	0	0
PLACER D	PDG	62.222	-42.667	-24.812	27.419	16.667	0
PLACER S	PLSB	@NA	@NA	@NA	0	0	0
PLAINS AL	PAA	-50.752	64.291	173.866	152.915	204.922	0
PLAINS E>	PXP	@NA	0	0	0	0	0
PLAINTRE	3LANPF	0	0	0	0	0	0

PLANAR S	PLNR	0	0	0	0	0	0
PLANET H	PHWDQ	0	0	@NA	@NA	@NA	0
PLANET T	3PLNT	0	0	0	0	0	0
PLANETOI	LGBT	@NA	@NA	@NA	0	0	0
PLANGRA	PGRA	0	0	0	0	0	0
PLANTROI	PLT	0	0	0	0	0	0
PLASTIC S	3PSUG	0	0	@NA	@NA	@NA	0
PLASTIPA	0280B	@NA	0	0	0	0	0
PLATINUM	PTP	@NA	0	0	0	0	0
PLATO LE	TUTR	0	0	0	0	0	0
PLAY BY F	3PBYPQ	0	0	@NA	@NA	@NA	0
PLAYBOY	PLA	0	0	0	0	0	0
PLAYTEX	PYX	0	0	0	0	0	0
PLC SYST	PLC	0	0	0	0	0	0
PLEXUS C	PLXS	0	0	0	0	0	0
PLIANT CO	0281B	@NA	0	0	0	0	0
PLIANT SY	PLNS	0	0	@NA	@NA	@NA	0
PLM EQUI	GFYPZ	486.617	126.242	3,245.24	0	@NA	0
PLM EQUI	GFWPZ	192.944	227.016	48.99	0	0	0
PLM EQUI	GFXPZ	228.975	139.8	153.06	28.116	@NA	0
PLUG POV	PLUG	0	0	0	0	0	0
PLUM CRE	PCL	73.664	119.629	61.834	118.026	133.854	1
PLUMTRE	PLUM	@NA	0	0	0	0	0
PLX TECH	PLXT	0	0	0	0	0	0
PLYMOUT	PLRBA	0	0	0	0	0	0
PMA CAPI	PMACA	14.598	69.585	0	0	-10.548	0
PMC COM	PCC	117.069	121.377	85.606	116.544	131.689	1
PMC-SIER	PMCS	0	0	0	0	0	0
PMI GROU	PMI	3.215	2.72	2.283	2.412	4.278	1
PNC FINAI	PNC	40.241	44.351	143.014	45.455	53.016	1
PNM RESO	PNM	51.83	31.234	20.889	54.051	62.773	1
PNY TECH	PNYT	@NA	@NA	@NA	@NA	@NA	0
POCAHON	PFSL	151.576	38.47	82.399	29.941	26.426	1
POGO PRO	PPP	21.799	5.45	6.875	6.442	4.243	1
POINDEXT	9101B	0	0	0	0	0	0
POINT THI	POTP	0	0	0	0	0	0
POINT.360	PTSX	0	2.444	0	0	0	0
POINTE FI	PNTE	26.901	24.619	24.4	23.866	21.5	1
POLAR MO	3POMHE	0	0	0	0	0	0
POLARIS I	PII	25.852	24.934	24.992	24.397	24.031	1
POLO RAL	RL	0	0	0	0	0	0
POLYAIR I	PPK	0	0	0	0	0	0
POLYCOM	PLCM	0	0	0	0	0	0
POLYDEX	POLXF	0	0	0	0	0	0
POLYMED	PLMD	0	0	0	7.673	36.631	0
POLYMER	3POLGA	1.914	-50.553	-0.259	0	0	0
POLYMER	PROAQ	0	0	0	0	@NA	0
POLYMER	3PYSU	@NA	0	0	0	@NA	0
POLYMET	3POMGF	@NA	@NA	0	0	0	0
POLYONE	POL	11.111	93.711	-49.675	-343.939	0	0
POLYPOR	PPO	@NA	@NA	@NA	@NA	@NA	0

POMEROY	PMRY	0	0	0	0	108.136	0
PONY EXF	PYXP	0	@CF	0	0	0	0
POORE BF	SNAK	0	0	0	0	0	0
POP N GO	3POPN	@NA	0	0	0	0	0
POPE & T/	POP	48.61	22.975	-35.511	-44.759	-20.176	0
POPE RES	POPEZ	35.728	-28.971	0	13.557	30.726	0
POPULAR	BPOP	32.659	32.482	35.041	30.539	29.085	1
PORT FIN/	PORT	0	6.304	14.123	21.172	@NA	0
PORTA SY	3PYTM	0	0	0	0	0	0
PORTAL S	PRSFE	0	0	0	0	0	0
PORTALPI	PLAY	@NA	@NA	@NA	0	0	0
PORTEC F	PRPX	@NA	@NA	0	0	23.985	0
PORTFOL	PRAA	@NA	0	0	0	0	0
PORTLAN	ENRNQ2	64.286	58.273	190.476	42.188	0	0
PORTOLA	0282B	@NA	0	0	0	0	0
PORTUGA	PT	0	0	0	32.074	83.537	0
POSCO -/	PKX	10.862	10.07	19.458	27.523	16.376	1
POSITRON	3POSC	0	0	0	0	0	0
POSSIS M	POSS	0	0	0	0	0	0
POST PRC	PPS	115.816	100	155.404	388.624	-217.176	0
POTASH C	POT	-12.943	26.212	42.822	97.015	-41.409	0
POTLATCI	PCH	122.993	-149.63	-41.674	-33.517	32.35	0
POTOMAC	POM1	@NA	@NA	@NA	@NA	@NA	0
POTOMAC	AYE2	145	157.572	156.582	56.172	75.06	1
POTOMAC	POM3	@NA	@NA	77.417	368.978	64.067	0
POWDER	3PRVB	@NA	0	@NA	0	0	0
POWELL I	POWL	0	0	0	0	0	0
POWER 3	3PWRME	0	0	0	0	0	0
POWER IN	POWI	0	0	0	0	0	0
POWER TI	3PWTC	@NA	@NA	0	0	0	0
POWER-O	PWER	0	0	0	0	0	0
POWERBF	PWRB	0	0	@NA	@NA	@NA	0
POWERCE	PCRV	0	0	0	0	0	0
POWERCC	3PWCL	0	0	0	0	0	0
POWERDS	PDSN	@NA	@NA	@NA	0	0	0
POWERSH	PWC	@NA	@NA	@NA	@NA	@NA	0
POWERSH	PWO	@NA	@NA	@NA	@NA	@NA	0
POWERSC	PSRE	0	0	0	@NA	@NA	0
POWERW/	PWAV	0	0	0	0	0	0
POZEN IN	POZN	0	0	0	0	0	0
PPG INDU	PPG	46.479	44.516	73.127	-478.333	58.8	0
PPL CORF	PPL	31.381	31.417	91.716	60.894	37.413	1
PPL ELEC	PPL2	42.568	52.8	56.14	161.538	116	1
PPL ENER	PPL1	@NA	@NA	@NA	165.501	164.045	0
PPL MONT	PPL3	@NA	57.001	162.136	0	7.246	0
PPT VISIO	PPTV	0	0	0	0	0	0
PR SPECI/	PRNC	@NA	0	0	@NA	@NA	0
PRA INTEI	PRAI	@NA	@NA	@NA	0	0	0
PRACTICE	3PXPT	@NA	@NA	@NA	@NA	0	0
PRAECIS I	PRCS	0	0	0	0	0	0
PRAIRIE P	3PRPEF	0	0	0	0	0	0

PRANA BI	PRAN	@NA	0	0	0	0	0
PRANDIUI	3PDIMQ	0	0	0	0	@NA	0
PRAXAIR I	PX	20.181	26.997	25.463	22.445	25.47	1
PRB GAS	PRB	@NA	@NA	@NA	@NA	632.911	0
PRECIS IN	PCIS	0	0	0	0	0	0
PRECISIO	3PACI	0	0	0	0	0	0
PRECISIO	PCP	6.917	4.724	14.623	3.952	4.723	1
PRECISIO	PDS	0	0	0	0	0	0
PRECISIO	POCI	0	0	0	0	0	0
PREFERR	PSW	@NA	@NA	@NA	@NA	@NA	0
PREFERR	PSY	@NA	@NA	@NA	@NA	@NA	0
PREFORM	PLPC	35.075	31.382	83.385	-404.825	105.658	0
PREMCOF	PCO	@NA	0	0	0	0	0
PREMCOF	6205A	0	0	0	0	0	0
PREMIER	PREM	16.547	17.964	16.646	15.651	16.724	1
PREMIER	3PXHB	@NA	@NA	0	0	0	0
PREMIER	PFP	57.647	53.262	196	105.843	120.37	1
PREMIER	PFBI	68.41	58.801	0	0	0	0
PREMIERE	PGI	0	0	0	0	0	0
PREMIER\	PRWT	@NA	@NA	0	0	0.067	0
PREMIUM	3PREBF	0	0	-6.364	0	0	0
PREMIUM	0340B	@NA	@NA	@NA	@NA	@NA	0
PRENTISS	PP	87.797	110.36	81.031	146.368	165.328	1
PREPAID I	PPD	0	0	0	0	0	0
PRESCIEN	3PPID	0	0	0	0	0	0
PRESIDEN	3PREZQ	0	0	0	0	0	0
PRESIDEN	PLFE	22.21	28.435	-152.07	-16.935	37.507	0
PRESIDEN	PDL.B	25.603	195.136	90.729	54.193	178.065	1
PRESSTEI	PRST	0	0	0	0	0	0
PRESSUR	PBIO	0	0	0	0	0	0
PRESTIGE	PBH	@NA	@NA	@NA	@NA	0	0
PRG-SCHU	PRGX	0	0	0	0	0	0
PRICE (T.	TROW	17.702	24.396	38.378	41.112	38.047	1
PRICE CO	PR	0	0	0	0	0	0
PRICELINE	PCLN	0	0	0	0	0	0
PRICESM/	PSMT	0	0	0	0	0	0
PRIDE INT	PDE	0	0	0	0	0	0
PRIMACOI	3PCAGY	0	0	0	0	0	0
PRIMAL S	3PSOL	@NA	@NA	0	0	0	0
PRIMARY	PRDCQ	305.747	71.618	@NA	@NA	@NA	0
PRIME GR	PGE	46.629	361.014	-97.641	0	0	0
PRIMEDE)	3PMDX	0	0	0	0	0	0
PRIMEDIA	PRM	0	0	0	0	0	0
PRIMEENE	PNRG	0	0	0	0	0	0
PRIMUS G	PRS	@NA	@NA	@NA	0	0	0
PRIMUS T	PRTL	0	0	0	0	0	0
PRINCETC	PMGIF	0	0	0	0	@NA	0
PRINCETC	PNBC	34.354	16.382	44.997	45.256	42.844	1
PRINCETC	REVU	-7.003	-2.247	0	0	0	0
PRINCIPA	PFG	0	0	0	13.518	19.962	0
PRINTRON	PTNX	0	0	0	0	0	0

PRIORITY	PHCC	0	0	0	0	0	0
PRISM SO	3PSOF	@NA	@NA	0	0	0	0
PRIVATE E	PBIZ	0	0	0	0	0	0
PRIVATE M	PRVT	0	0	0	0	0	0
PRIVATEB	PVTB	13.825	10.441	8.387	6.278	7.394	1
PRN CORI	PRNC.1	@NA	@NA	@NA	@NA	@NA	0
PRO-DEX	PDEX	0	0	0	0	0	0
PRO-FAC	1279B	1.767	6.089	-7.383	-0.407	415.517	0
PRO-PHAI	PRW	@NA	@NA	0	0	0	0
PROASSU	PRA	0	0	0	0	0	0
PROCENT	PROS	@NA	@NA	@NA	0	0	0
PROCTER	PG	41.516	49.052	65.048	46.618	41.909	1
PROCYTE	3PRCY	0	0	0	0	0	0
PRODUCT	3PRAC	0	0	0	0	0	0
PROFILE T	3PRTK	0	0	0	0	0	0
PROGEN I	PGLAF	0	0	0	0	0	0
PROGENI(	PGNX	0	0	0	0	0	0
PROGINE	3PRGF	@NA	@NA	0	0	0	0
PROGRAM	PROG	0	0	0	0	154.037	0
PROGRES	PGN	79.16	71.744	81.519	87.612	66.461	1
PROGRES	PRGS	0	0	0	0	0	0
PROGRES	PGR	6.436	42.95	5.007	3.162	1.729	1
PROLOGI(	3PRLO	0	0	0	0	0	0
PROLOGIS	PLD	169.616	140.845	267.651	87.817	121.576	1
PROLONG	PRL	0	0	0	0	0	0
PROQUES	PQE	0	0	0	0	0	0
PROSOFT	POSO	0	0	0	0	0	0
PROSPEC	PSEC	@NA	@NA	@NA	@NA	@NA	0
PROSPEC	PZZ	@NA	@NA	@NA	@NA	@NA	0
PROSPEC	PHY	@NA	@NA	@NA	@NA	@NA	0
PROSPEC	CNN	@NA	@NA	@NA	@NA	@NA	0
PROSPER	PRSP	16.018	23.521	24.394	18.132	18.288	1
PROTALE	3PRTX	@NA	0	0	0	0	0
PROTECT	3PONN	0	0	0	0	0	0
PROTECT	PL	19.796	21.449	26.363	22.662	19.995	1
PROTEIN I	PDLI	0	0	0	0	0	0
PROTEIN I	3PPTI	0	0	0	0	0	0
PROTOSC	3PSCO	0	0	0	0	0	0
PROVALIS	PVLS	0	0	0	0	0	0
PROVECT	3PVCT	@NC	0	0	0	0	0
PROVENA	PZA	931.579	-41.116	-67.778	0	0	0
PROVIDE	PRVD	@NA	@NA	@NA	0	0	0
PROVIDEI	PWX	21.171	34.392	82.783	3,736.84	107.068	1
PROVIDEI	PRSC	@NA	@NA	0	0	0	0
PROVIDEI	PBCP	9.338	17.864	10.786	20.311	21.518	1
PROVIDEI	PBKS	34.501	45.501	45.853	43.871	44.256	1
PROVIDEI	PVX	0	0	@NA	0	0	0
PROVIDEI	PFS	@NA	0	0	0	45.908	0
PROVIDEI	PROV	0	0	0	0.011	6.122	0
PROVIDIA	PVN	5.156	4.592	18.163	0	0	0
PROVINCE	PRV	0	0	0	0	0	0

PROVISIO	PVNO	0	0	0	@NA	@NA	0
PROVO IN	FNTP	0	0	0	0	0	0
PROXIM C	PROX	0	0	0	0	0	0
PROXYME	PILL	0	0	0	0	0	0
PRUDENT	PBIP	@NA	@NA	@NA	0	0	0
PRUDENT	PRU	0	0	0	31.25	25.509	0
PRUDENT	8802B	0	0	@NA	@NA	@NA	0
PRUDENT	PUK	108.914	70.349	129.563	115.59	153.846	1
PS BUSINI	PSB	62.141	50.422	70.77	76.699	82.988	1
PSB BANC	PSBI	0	0	0	0	0	0
PSB HOLD	PSBH	@NA	@NA	@NA	0	0	0
PSC INC	PSCXQ	0	0	0	@NA	@NA	0
PSEG ENE	PEG2	@NA	@NA	2.597	0	0	0
PSEG POV	PEG3	@NA	@NA	@NA	0	0	0
PSF GROU	0510B	@NA	@NA	@NA	0	0	0
PSI ENERG	CIN3	31.883	41.015	0	52.84	71.56	0
PSI TECHI	PSIT	0	0	0	0	0	0
PSINET IN	3PSIXQ	0	0	@NA	@NA	@NA	0
PSIVIDA L	PSDV	@NA	@NA	@NA	@NA	0	0
PSS INC	PSSS	@NA	@NA	@NA	@NA	@NA	0
PSS WORI	PSSI	0	0	0	0	0	0
PSYCHEM	PMD	149.871	199.765	907.725	100.478	136.289	1
PSYCHIAT	PSYS	-90.692	-67.363	0	0	0	0
PT INDOS/	IIT	28.231	38.208	43.484	172.823	9.638	1
PTS INC	3PTSNE	0	0	0	0	0	0
PUBLIC SE	NCE1	89.799	98.827	79.047	89.931	104.117	1
PUBLIC SE	SCG2	85.129	90.476	100	86.957	54.839	1
PUBLIC SE	PNM1	@NA	@NA	@NA	95.702	83.481	0
PUBLIC SE	CSR2	104.18	102.331	90.78	164.924	55.889	1
PUBLIC SE	NU4	0	78.63	33.545	71.546	36.823	0
PUBLIC SE	PEG1	97.671	138.408	48.696	151.741	82.305	1
PUBLIC SE	PEG	65.56	60.733	58.847	109.615	57.864	1
PUBLIC ST	PSA	101.186	104.424	109.542	130.914	141.162	1
PUBLICAR	3CARD	0	0	0	0	0	0
PUBLICIS	PUB	16.784	11.719	18.543	21.769	29.333	1
PUBLIX SU	3PUSH	10.347	10.9	12.496	10.348	11.416	1
PUGET EN	PSD	89.163	84.901	140.312	96.034	80.75	1
PUGET SC	PSD1	@NA	@NA	@NA	88.43	70.588	0
PULASKI F	PULB	62.353	1,114.21	25.747	21.142	18.62	1
PULITZER	PTZ	44.261	40.107	117.223	42.9	36.496	1
PULTE HC	PHM	3.881	3.014	2.682	2.198	2.205	1
PURADYN	PFT	0	0	0	0	0	0
PURCHAS	3PURCE	0	0	@NA	@NA	@NA	0
PURE BIO	3PURE	0	0	0	0	0	0
PURE WO	PURW	0	0	0	0	0	0
PURECYC	PCYO	0	0	0	0	0	0
PUTNAM (	PCA	@NA	@NA	@NA	@NA	@NA	0
PUTNAM H	PCF	@NA	@NA	@NA	@NA	@NA	0
PUTNAM H	PYM	@NA	@NA	@NA	@NA	@NA	0
PUTNAM I	PGM	@NA	@NA	@NA	@NA	@NA	0
PUTNAM M	PTM	@NA	@NA	@NA	@NA	@NA	0

PUTNAM M	PMM	@NA	@NA	@NA	@NA	@NA	0
PUTNAM M	PMT	@NA	@NA	@NA	@NA	@NA	0
PUTNAM M	PIM	@NA	@NA	@NA	@NA	@NA	0
PUTNAM M	PMO	@NA	@NA	@NA	@NA	@NA	0
PUTNAM M	PMG	@NA	@NA	@NA	@NA	@NA	0
PUTNAM M	PMN	@NA	@NA	@NA	@NA	@NA	0
PUTNAM F	PPT	@NA	@NA	@NA	@NA	@NA	0
PUTNAM T	PMH	@NA	@NA	@NA	@NA	@NA	0
PVC CONT	3PVCC	0	0	0	0	0	0
PVF CAPIT	PVFC	0.013	21.768	20.75	21.414	20.417	1
PW EAGLE	PWEI	0	0	0	0	0	0
PXRE GRO	PXT	-18.411	-26.213	-15.651	5.19	3.504	0
PYR ENEF	PYR	0	0	0	0	0	0
PYRAMID	PMID	-7.584	3,815.15	-89.288	586.111	-125.793	0
PYRAMID	3PYOL	0	0	0	0	0	0
Q COMM I	QMM	@NA	@NA	0	0	0	0
QAD INC	QADI	0	0	0	0	0	0
QC HOLDI	QCCO	@NA	@NA	@NA	0	6.186	0
QCR HOLI	QCRH	0	0	0	0	5.622	0
QEP CO IN	QEPC	0	0	0	0	0	0
QIAGEN N	QGEN	0	0	0	0	0	0
QIAO XINC	XING	0	0	0	0	0	0
QLOGIC C	QLGC	0	0	0	0	0	0
QLT INC	QLTI	0	0	0	0	0	0
QLT INC-P	QLTI.P	@NA	@NA	@NA	@NA	@NA	0
QMED INC	QMED	0	0	0	0	0	0
QORUS.C	3QRUS	0	0	0	0	0	0
QSOUND I	QSND	0	0	0	0	0	0
QUADRAM	QD	0	0	0	0	0	0
QUAKER C	KWR	43.889	41.123	97.482	54.571	53.752	1
QUAKER F	QFAB	0	0	0	0	0	0
QUALCOM	QCOM	0	0	0	0	0	0
QUALITY I	QDIN	0	0	0	0	0	0
QUALITY I	QLTY	@NA	0	0	0	0	0
QUALITY F	QPDC	0	0	0	0	0	0
QUALITY S	QSII	0	0	0	0	0	0
QUALMAR	3QMRK	0	0	0	0	0	0
QUALSTAI	QBAK	0	0	0	0	0	0
QUANEX C	NX	23.216	-88.636	29.53	17.37	25.334	0
QUANTA C	QNTA	@NA	@NA	@NA	@NA	@NA	0
QUANTA S	PWR	0	0	0	0	0	0
QUANTUM	DSS	0	0	0	0	0	0
QUANTUM	QTWW	@NA	0	0	0	0	0
QUARTZ M	3QZMRE	0	0	0	0	0	0
QUEBECO	3QBCRF	6.466	3.937	-10.426	0	0	0
QUEBECO	IQW	50.387	16.998	13,040.00	27.556	-104.713	0
QUEENST	QEE	0	0	0	0	0	0
QUEPASA	3QPSA	0	0	0	0	0	0
QUEST DI	DGX	0	0	0	0	3.523	0
QUEST RE	3QRCP	0	0	0	0	0	0
QUEST SO	QSFT	0	0	0	0	0	0

QUESTAR	STR	55.983	36.851	36.156	34.701	36.015	1
QUESTAR	STR1	119.673	97.256	92.761	75.62	121.856	1
QUESTAR	STR3	@NA	@NA	17.106	17.666	14.285	0
QUESTAR	STR2	-256.227	72.087	75.653	72.068	77.553	0
QUESTCO	QSC	0	0	0	0	0	0
QUICK-ME	3QMDT	@NA	@NA	@NA	@NA	0	0
QUICKLO(	QUIK	0	0	0	0	0	0
QUICKSIL'	KWK	0	0	0	0	0	0
QUIDEL C(	QDEL	0	0	0	0	0	0
QUIGLEY (	QGLY	0	0	0	0	0	0
QUIKSILVI	ZQK	0	0	0	0	0	0
QUILMES	LQU	35.226	44.507	73.903	0	0	0
QUINENC(	LQ	@NA	-851.515	@NA	-8.219	32.217	0
QUINTILE	0573B	1.488	0	0	0	0	0
QUINTON	QUIN	@NA	0	0	0	0	0
QUINTUS (	QNTSQ	0	@NA	@NA	@NA	@NA	0
QUIPP INC	QUIP	359.27	0	0	0	0	0
QUIXOTE (	QUIX	29.648	25.092	20.437	41.869	27.988	1
QUOKKA S	QKKAQ	0	0	@NA	@NA	@NA	0
QUOTESM	QUOT	0	0	0	0	0	0
QUOVADX	QVDX	0	0	0	0	0	0
QWEST C(	Q	107.713	-335.802	-2.097	0	0	0
QWEST C(	Q1	@NA	35.535	0	100	277.497	0
QXL RICAI	QXLRY	0	0	0	0	@NA	0
R & B INC	RBIN	0	0	0	0	0	0
R F INDUS	RFIL	0	0	0	0	0	0
R H DONN	RHD	0	0	0	0	0	0
R&G FINA	RGF	11.33	15.294	14.008	13.519	13.037	1
RAB ENTE	0480B	@NA	@NA	0	0	0	0
RAB HOLD	0479B	@NA	@NA	0	0	0	0
RACI HOL	0393B	0	277.889	0	@NA	@NA	0
RACKABLI	RACK	@NA	@NA	@NA	@NA	@NA	0
RADA ELE	RADI	0	0	0	0	0	0
RADCOM	RDCM	0	0	0	0	0	0
RADIAN G	RDN	4.736	3.172	2.815	2.278	1.941	1
RADIANT S	RADS	0	0	0	0	0	0
RADIATIO	RTSX	@NA	@NA	@NA	@NA	50.656	0
RADICA G	RADA	0	0	0	0	0	0
RADIO ON	ROIAK	0	0	0	0	0	0
RADIO UN	3UNCAQ	0	0	0	0	@NA	0
RADIOLO(	RGX	0	0	0	0	0	0
RADIOSH/	RSH	13.201	11.58	18.727	14.214	13.668	1
RADISYS (	RSYS	0	0	0	0	0	0
RADNOR	RHCX	0	0	0	0	0	0
RADVA C(	3RDVA	0	0	0	9.524	-50	0
RADVIEW	3RDVWF	0	0	0	0	0	0
RADVISIO	RVSN	0	0	0	0	0	0
RADWARE	RDWR	0	0	0	0	0	0
RADYNE (	RADN	0	0	0	0	0	0
RAE SYST	RAE	0	0	0	0	0	0
RAIKE FIN	3RKFG	@NA	0	0	0	0	0

RAILAMEF	RRA	0	0	0	0	0	0
RAINDANC	RNDC	0	0	0	0	0	0
RAINIER F	RPFG	@NA	@NA	0	0	0	0
RAINING [	RDTA	0	0	0	0	0	0
RAINMAKE	RMKR	0	0	0	0	0	0
RAIT INVE	RAS	97.084	105.981	97.298	98.738	111.731	1
RALCORP	RAH	0	0	0	0	0	0
RAM VENT	3RVHC	0	0	0	0	0	0
RAMBUS I	RMBS	0	0	0	0	0	0
RAMCO-G	RPT	143.809	124.783	113.501	185.675	320.521	1
RAMP COI	RCO	0	0	0	0	0	0
RAMTRON	RMTR	0	0	0	0	0	0
RAND CAF	RAND	@NA	@NA	@NA	0	0	0
RANDGOL	RANGY	0	0	0	0	0	0
RANDGOL	GOLD	@NA	@NA	0	0	0	0
RANGE RE	RRC	-8.816	0	0	0	1.872	0
RANK GRC	RANKY	238.296	-20.24	44.824	67.589	97.873	0
RAPTOR II	RAPT	0	@NA	0	0	0	0
RARE HOS	RARE	0	0	0	0	0	0
RAVEN INI	RAVN	42.813	37.42	26.8	22.915	22.225	1
RAVEN MC	3RVNM	0	0	0	0	0	0
RAYMOND	RJF	15.635	11.085	18.078	23.338	20.435	1
RAYONIEF	RYN	51.955	50.117	68.07	0	0	0
RAYTECH	RAY	0	0	0	0	0	0
RAYTHEO	RTN	59.081	54.819	5,840.00	42.781	62.056	1
RBS GLOE	0584B	@NA	@NA	@NA	0	0	0
RC2 CORF	RCRC	0	0	0	0	0	0
RCG COM	RCG	0	0	0	0	0	0
RCM TECH	RCMT	0	0	0	0	0	0
RCN CORI	RCNI	0	0	0	0	0	0
READ-RITI	RDRTQ	0	0	0	0	@NA	0
READERS	RDA	32.083	12.348	15.749	22.247	32.667	1
READING	RDI	0	0	0	0	0	0
READY MI	RMX	@NA	@NA	@NA	@NA	@NA	0
REAL EST	RIT	@NA	@NA	@NA	@NA	@NA	0
REALITY V	3RWLN	0	0	@NA	@NA	@NA	0
REALNETV	RNWK	0	0	0	0	0	0
REALTY IN	O	148.483	150.989	131.223	139.382	135.743	1
REAVES U	UTG	@NA	@NA	@NA	@NA	@NA	0
RECEIVAE	3RCVA	0	0	0	0	0	0
RECKSON	RA	76.189	71.164	-61.315	61.615	997.04	0
RECLAMA	3RCAA	0	0	0	0	0	0
RECONDI	RESY	0	0	0	0	@NA	0
RECOTON	RCOTQ	0	0	0	@NA	@NA	0
RED HAT I	RHAT	0	0	0	0	0	0
RED LAKE	GHVRF	@NA	@NA	0	0	0	0
RED ROBI	RRGB	@NA	0	0	0	0	0
REDBACK	RBAK	0	0	0	0	0	0
REDDI BR	3RDDI	0	0	0	0	0	0
REDDY IC	0526B	@NA	@NA	@NA	0	@NA	0
REDENVE	REDE	@NA	@NA	0	0	0	0

REDHOOK	HOOK	0	0	0	0	0	0
REDIFF.C	REDF	0	0	0	0	0	0
REDOX TE	RDOX	@NA	@NA	0	0	0	0
REDWOOI	REBC	16.656	25.286	18.092	35.084	44.346	1
REDWOOI	RWT	-346.792	87.403	83.087	0	104.08	0
REEBOK I	RBK	0	0	0	0	5.626	0
REED ELS	ENL	-372.917	740.729	218.812	153.473	91.323	0
REED ELS	RUK	-297.436	1,118.15	216.395	160.674	89.941	0
REFAC	REF	0	0	0	0	0	0
REFCO IN	RFX	@NA	@NA	@NA	@NA	@NA	0
REGAL EN	RGC	@NA	@NA	0	21.878	46.548	0
REGAL-BE	RBC	26.44	29.807	51.138	46.953	47.671	1
REGEN BI	3RGBI	0	0	0	0	0	0
REGENCY	3RAFI	0	0	0	0	0	0
REGENCY	REG	@NA	128.64	117.566	150.637	116.642	0
REGENER	RTIX	0	0	0	0	0	0
REGENER	REGN	0	0	0	0	0	0
REGENER	RGN	0	0	0	0	0	0
REGENT (	RGCI	0	0	0	0	0	0
REGI U S I	3RGUS	0	0	0	0	0	0
REGIONAI	RKH	@NA	@NA	@NA	@NA	@NA	0
REGIONS	RF	42.241	45.201	49.173	41.814	42.261	1
REGIONS	RF.P	@NA	@NA	@NA	@NA	@NA	0
REGIS CO	RGS	11.886	10.454	9.296	7.047	6.002	1
REGISTEF	RCOM	0	0	0	0	0	0
REGUS GI	REGSY	@NA	0	0	0	@NA	0
REHABCA	RHB	0	0	0	0	0	0
REINHOLI	RNHDA	0	0	0	0	0	0
REINSURA	RGA	18.816	11.249	29.711	9.228	6.696	1
RELIABILI	REAL	0	0	0	0	0	0
RELIABLE	3RPSIE	0	0	0	@NA	@NA	0
RELIANCE	RS	8.591	9.629	18.747	25.21	22.473	1
RELIANT E	RRI	707.856	0	0	0	0	0
RELIV INT	RELV	-6.929	0	0	0	0	0
RELM WIR	3RELM	0	0	0	0	0	0
REMEC IN	REMC	0	0	0	0	0	0
REMEDYT	REMX	0	0	0	0	0	0
REMINGT(	REM	0	0	0	0	0	0
REMINGT(	9675B	0	0	0	0	@NA	0
REMOTE I	REDI	0	0	0	@NA	0	0
RENAISSA	RENN	@NA	@NA	@NA	@NA	@NA	0
RENAISSA	RLRN	0	0	0	0	0	0
RENAISSA	RNR	27.71	22.973	19.956	10.438	6.968	1
RENAL CA	RCI	0	0	0	0	0	0
RENASAN	RNST	35.244	47.756	38.521	32.971	34.25	1
RENOVIS	RNVS	@NA	@NA	0	0	0	0
RENT WA\	RWY	0	0	0	0	0	0
RENT-A-C	RCII	0	0	0	0	0	0
RENTECH	RTK	0	0	0	0	0	0
RENTRAK	RENT	0	0	0	0	0	0
REPLIGEN	RGEN	0	0	0	0	0	0

REPRO MI	3REPR	0	0	0	0	0	0
REPSOL Y	REP	@NA	9.551	25.073	9.375	12.079	0
REPTRON	3REPTQ	0	0	0	0	0	0
REPUBLIC	RJET	@NA	@NA	@NA	0	0	0
REPUBLIC	RBNC	93.059	34.429	35.823	32.466	35.057	1
REPUBLIC	RBCAA	15.948	19.232	15.903	16.892	30.227	1
REPUBLIC	FRBK	0	0	0	0	0	0
REPUBLIC	3RPGDF	0	0	0	0	0	0
REPUBLIC	RPRS	0	0	0	0	@NA	0
REPUBLIC	RSG	0	0	0	0	8.821	0
RES-CARE	RSCR	0	0	0	0	0	0
RESEARC	REFR	0	0	0	0	0	0
RESEARC	RIMM	0	0	0	0	0	0
RESERVE	8475B	0	0	0	0	@NA	0
RESERVE	3RSRV	51.692	21.649	93.657	-27.066	33.2	0
RESMED I	RMD	0	0	0	0	0	0
RESOLUT	0402B	@NA	@NA	6.667	0	0	0
RESOURC	REXI	10.981	76.933	18.284	27.83	23.543	1
RESOURC	RECN	0	0	0	0	0	0
RESPIRON	RESP	0	0	0	0	0	0
RESTAUR	0286B	@NA	0	0	0	0	0
RESTORA	RSTO	0	0	0	0	0	0
RETAIL HO	RTH	@NA	@NA	@NA	@NA	@NA	0
RETAIL VE	RVI	0	0	0	0	0	0
RETALIX L	RTLX	0	0	0	0	0	0
RETEK IN(	RETK	0	0	0	0	0	0
RETRACT	RVP	0	0	0	0	0	0
REUNION	RUN	0	0	0	0	0	0
REUTERS	RTRSY	48.471	42.105	304.347	-34.406	325.58	0
REV HOLD	9783B	0	0	0	0	0	0
REVCARE	RVCR	0	0	0	0	0	0
REVENUE	RPCFF	730.769	64.721	19.256	14.89	146.329	1
REVLON C	8135A	0	0	0	0	0	0
REVLON II	REV	0	0	0	0	0	0
REWARDS	IRN	0	0	0	0	0	0
REX STOF	RSC	0	0	0	0	0	0
REXAM PL	REXMY	50.794	1,683.51	41.936	-58.73	-0.1	0
REXHALL	REXL	0	0	0	0	0	0
REYNOLD	REY	26.78	38.591	32.799	26.905	25.227	1
REYNOLD	REY.F	26.78	38.591	32.799	26.905	25.227	1
REYNOLD	RAI	427.692	90.057	72.973	79.426	-8.702	0
RF MICRO	RFMD	0	0	0	0	0	0
RF MONO	RFMI	0	0	0	0	0	0
RG AMERI	3RGMIE	@NA	@NA	@NA	0	0	0
RGC RES(	RGCO	68.158	71.677	92.371	89.224	64.286	1
RHODIA -	RHA	20.175	32.407	-39.906	-525.012	-1.607	0
RHYTHMS	RTHMQ	0	0	@NA	@NA	@NA	0
RICA FOO	RCF	0	0	0	0	0	0
RICHARDS	RELLE	14.988	11.751	-19.024	-22.267	36.566	0
RICHMON	RIC	0	0	0	0	0	0
RICKS CA	RICK	0	0	0	0	0	0

RIDGEFIE	3RDGA	0	0	0	0	0	0
RIDGEWO	3RWHTE	0	0	0	0	@NA	0
RIGEL PH	RIGL	0	0	0	0	0	0
RIGGS NA	RIGS	15.567	26.235	-24.357	43.783	583.555	0
RIGHTNO	RNOW	@NA	@NA	@NA	0	0	0
RIMAGE C	RIMG	0	0	0	0	0	0
RINKER G	RIN	@NA	@NA	@NA	0	28.451	0
RIO NARC	RNO	@NA	@NA	@NA	0	0	0
RIO TINTC	RTOLY	58.814	52.422	75.255	126.882	58.488	1
RIO TINTC	RTP	58.833	52.422	75.255	126.882	58.488	1
RISK(GEO	3RISKA	0	0	0	0	0	0
RIT TECH	RITT	0	0	0	0	0	0
RITA MED	RITA	0	0	0	0	0	0
RITCHIE B	RBA	0	0	0	0	13.918	0
RITE AID (	RAD	-7.924	0	0	0	0	0
RIVAL TE(	3RVTIF	@NA	@NA	@NA	0	0	0
RIVER VA	RIVR	26.66	17.329	19.636	24.199	35.97	1
RIVERST(	RSTN	0	0	0	@NA	@NA	0
RIVERVIE	RVSB	47.124	52.291	41.27	49.966	39.869	1
RIVIERA H	RIV	0	0	0	0	0	0
RIVIERA T	RTC	41.77	149.257	0	0	0	0
RLI CORP	RLI	17.567	20.158	20.498	20.32	14.106	1
RMK ADV	RMA	@NA	@NA	@NA	@NA	@NA	0
RMK HIGH	RMH	@NA	@NA	@NA	@NA	@NA	0
RMK STR	RSF	@NA	@NA	@NA	@NA	@NA	0
RMR FIRE	RFR	@NA	@NA	@NA	@NA	@NA	0
RMR HOS	RHR	@NA	@NA	@NA	@NA	@NA	0
RMR REA	RMR	@NA	@NA	@NA	@NA	@NA	0
ROADHO(	3GRLL	0	0	0	0	0	0
ROANOKE	RESC	19.026	31.122	323.739	-63.688	-73.006	0
ROBBINS	RBN	20.373	13.331	12.383	18.893	21.924	1
ROBERT H	RHI	0	0	0	0	0	0
ROBERTS	RPI	570.444	93.276	20.484	0	-81.683	0
ROBO GR	ROBO	0	0	0	0	0	0
ROBOCO	3RIMS	0	0	0	0	0	0
ROBOMA	3RBMXF	0	0	0	0	0	0
ROBOTIC	RVSIQ	0	0	0	0	0	0
ROCHE H	3RHHBY	13.01	11.514	26.535	-27.347	40.046	0
ROCHEST	EAS1	72.556	68.594	89.022	142.675	224.173	1
ROCHEST	ROCM	0	0	0	0	0	0
ROCK EN	RENFF	0	0	0	0	0	0
ROCK OF	ROAC	0	0	0	0	6.492	0
ROCK-TE	RKT	26.324	-65.243	33.095	31.361	37.453	0
ROCKETI	3RKTI	@NA	@NA	0	0	0	0
ROCKFOR	ROFO	0	0	0	0	0	0
ROCKVILL	RCKB	@NA	@NA	@NA	0	0	0
ROCKWEL	ROK	33.333	30.189	136	53.982	43.262	1
ROCKWEL	COL	0	0	12.23	27.966	24.806	0
ROCKWEL	RMTI	0	0	0	0	0	0
ROCKWO(	0723B	@NA	@NA	@NA	@NA	@NA	0
ROCKWO(	0465B	@NA	@NA	@NA	@NA	@NA	0

ROCKY M(	RMCF	0	0	0	0	0	0
ROCKY M(	3RMMI	0	0	0	0	0	0
ROCKY M	RMEC	@NA	@NA	@NA	@NA	@NA	0
ROCKY SI	RCKY	0	0	0	0	0	0
ROFIN SIN	RSTI	0	0	0	0	0	0
ROGERS (	RG	0	0	0	0	0	0
ROGERS (	ROG	0	0	0	0	0	0
ROHM AN	ROH	56.275	47.175	-244.286	83.028	66.319	0
ROLLER B	0288B	0	45.237	0	270.202	@NA	0
ROLLINS I	ROL	84.979	63.152	35.58	22.147	25.195	1
ROMACOI	0289B	-22,633.03	-2,320.44	-1,372.07	-534.07	@NA	0
ROME BA	ROME	0	37.593	36.454	40.765	79.766	0
RONSON (	RONC	0	0	0	220	1.006	0
ROO GRO	3ROOG	0	0	0	0	0	0
ROOMLIN	3RMLXE	0	0	0	0	0	0
ROPER IN	ROP	16.622	17.324	16.533	15.529	24.594	1
ROSE HIL	0299B	@NA	0	0	0	@NA	0
ROSEDAL	ROSD	0	0	0	0	0	0
ROSS STC	ROST	8.051	8.244	8.98	7.73	8.567	1
ROSTELE(	ROS	0	0	5.254	90.065	320.891	0
ROTECH I	ROHI	@NA	@NA	@NA	0	0	0
ROTONIC	RMI	46.078	0	107.806	44.713	53.241	0
ROUGE IN	RGIDQ	-5.555	-2.267	-0.798	0	@NA	0
ROUNDY'	3016B	0	0	0	0	0	0
ROWAN C	RDC	0	0	0	27.25	0	0
ROWE CO	ROW	12.33	20.696	-22.281	0	0	0
ROYAL &	RSA	1,415.08	-1,635.29	-18.212	-10.013	@NA	0
ROYAL BA	RBPAA	64.866	59.698	57.027	60.845	61.109	1
ROYAL BA	RBS.PG	32.732	47.753	58.083	64.282	64.363	1
ROYAL CA	RCL	18.598	20.589	39.282	28.503	36.004	1
ROYAL DU	RD	63.308	24.271	@NA	@NA	@NA	0
ROYAL DU	RDSC.CM	@NA	@NA	@NA	@NA	@NA	0
ROYAL GC	RGLD	0	22.388	78.559	12.655	30.45	0
ROYAL GF	RYG	0	0	0	0	0	0
ROYAL KP	KPN	61.151	4.002	0	0	0	0
ROYAL OL	ROCLF	0	0	0	0	@NA	0
ROYAL ST	3RYSMF	@NA	@NA	0	0	0	0
ROYALE E	ROYL	0	0	0	0	0	0
ROYCE FC	FUND	@NA	@NA	@NA	@NA	@NA	0
ROYCE MI	RMT	@NA	@NA	@NA	@NA	@NA	0
ROYCE VA	RVT	@NA	@NA	@NA	@NA	@NA	0
ROYSTER	0300B	@NA	0	0	-1.348	-0.665	0
RPC INC	RES	49.098	24.518	12.3	-54.506	26.384	0
RPM INTE	RPM	126.613	80.375	51.607	167.405	44.861	1
RPM TECH	3RPMM	@NA	0	0	0	0	0
RS GROU	3RSGC	@NA	@NA	0	0	0	0
RSA SECU	RSAS	0	0	0	0	0	0
RSI HOLD	3RSII	0	@NA	@NA	0	0	0
RTI INTL M	RTI	0	0	0	0	0	0
RTW INC	RTWI	0	0	0	0	0	0
RUBBER T	RTEK	@NA	@NA	0	0	@NA	0

RUBICON	3RMDC	@NA	@NA	0	0	0	0
RUBICON	RBY	@NA	@NA	0	0	0	0
RUBIO'S R	RUBO	0	0	0	0	0	0
RUBY MIN	3RUBM	0	@NA	0	0	0	0
RUBY TUE	RI	7.693	4.759	4.928	3.25	2.679	1
RUDDICK	RDK	30.254	32.642	-2,291.75	32.141	27.866	0
RUDOLPH	RTEC	0	0	0	0	0	0
RURAL CE	RCCC	0	0	0	0	0	0
RURAL/ME	RURL	0	0	0	0	0	0
RURBAN F	RBNF	32.365	31.022	96.183	-8.853	0	0
RUSH ENT	RUSHB	0	0	0	0	0	0
RUSH FIN	3RSHF	0	0	0	0	0	0
RUSS BEF	RUS	46.276	37.054	73.134	46.165	66.434	1
RUSSEL M	RUSMF	0	27.04	119.489	23.958	68.113	0
RUSSELL	RML	226.514	125.153	-26.484	10.947	12.029	0
RWE AG V	RWEOY	@NA	@NA	@NA	53.497	65	0
RXBAZAAI	RXBZ	@NA	@NA	0	0	0	0
RYAN'S RI	RYAN	0	0	0	0	0	0
RYANAIR I	RYAAY	0	0	0	0	0	0
RYDER SY	R	56.061	40.181	194.068	32.992	28.02	1
RYDEX ET	XLG	@NA	@NA	@NA	@NA	@NA	0
RYDEX ET	RSP	@NA	@NA	@NA	@NA	@NA	0
RYERSON	RT	12.827	-19.368	-8.278	-39.683	-34.965	0
RYLAND G	RYL	3.535	2.574	1.56	1.15	1.641	1
S & K FAM	SKFB	0	0	0	0	0	0
S & T BAN	STBA	49.647	50.401	50.196	52.934	52.143	1
S R TELEC	SRXA	@NA	@NA	0	0	0	0
S Y BANC	SYI	22.646	22.326	22.139	22.319	23.327	1
S&P 500 C	BEP	@NA	@NA	@NA	@NA	@NA	0
S&P 500 G	GRE	@NA	@NA	@NA	@NA	@NA	0
S&P 500 P	PEFX	@NA	@NA	@NA	@NA	@NA	0
S&P QUAL	BQY	@NA	@NA	@NA	@NA	@NA	0
S1 CORP	SONE	0	0	0	0	0	0
SABA SOF	SABA	0	0	0	0	0	0
SABINE R	SBR	94.417	100.124	97.433	103.21	99.236	1
SABRE HC	TSG	0	468.581	0	0	0	0
SADIA S A	SDA	0	0	@NA	@NA	@NA	0
SAFARI AS	3SFAR	0	0	0	0	0	0
SAFE AUT	SAIC	@NA	@NA	@NA	@NA	@NA	0
SAFE HAR	CEG2	99.33	99.254	99.134	99.474	185.56	1
SAFE TEC	3SFAD	0	0	0	0	0	0
SAFECO C	SAFC	76.209	164.834	-9.04	32.049	30.189	0
SAFEGUA	SFGH	0	0	0	0	0	0
SAFEGUA	SFE	0	0	0	0	0	0
SAFENET	SFNT	0	0	0	0	0	0
SAFETY C	3SAFY	0	0	0	0	0	0
SAFETY IN	SAFT	@NA	0	0	0	0	0
SAFEWAY	SWY	0	0	0	0	0	0
SAFFRON	SZF	@NA	@NA	@NA	@NA	@NA	0
SAFLINK C	SFLK	0	0	0	0	0	0
SAGA CON	SGA	0	0	0	0	0	0

SAGEMAR	3SKCO	0	0	0	0	0	0
SAGENT T	SGNT	0	0	0	0	@NA	0
SAGIENT I	3SRYS	0	0	0	0	0	0
SAKS INC	SKS	0	0	0	0	0	0
SAL TRUS	PBA	@NA	@NA	@NA	@NA	@NA	0
SALEM CC	SALM	0	0	0	0	0	0
SALESFOI	CRM	@NA	@NA	@NA	0	0	0
SALISBUR	SAL	39.139	39.733	41.331	39.137	34.115	1
SALIX PHA	SLXP	0	0	0	0	0	0
SALMEDIX	SMDX	@NA	@NA	@NA	@NA	@NA	0
SALOMON	IMF	@NA	@NA	@NA	@NA	@NA	0
SALOMON	SBG	@NA	@NA	@NA	@NA	@NA	0
SALOMON	SCD	@NA	@NA	@NA	@NA	@NA	0
SALOMON	ESD	@NA	@NA	@NA	@NA	@NA	0
SALOMON	EDF	@NA	@NA	@NA	@NA	@NA	0
SALOMON	EFL	@NA	@NA	@NA	@NA	@NA	0
SALOMON	EMD	@NA	@NA	@NA	@NA	@NA	0
SALOMON	EHI	@NA	@NA	@NA	@NA	@NA	0
SALOMON	GDF	@NA	@NA	@NA	@NA	@NA	0
SALOMON	HIF	@NA	@NA	@NA	@NA	@NA	0
SALOMON	HIX	@NA	@NA	@NA	@NA	@NA	0
SALOMON	MNP	@NA	@NA	@NA	@NA	@NA	0
SALOMON	MPT	@NA	@NA	@NA	@NA	@NA	0
SALOMON	GFY	@NA	@NA	@NA	@NA	@NA	0
SALOMON	SBW	@NA	@NA	@NA	@NA	@NA	0
SALOMON	SBF	@NA	@NA	@NA	@NA	@NA	0
SALON ME	3SALN	0	0	0	0	0	0
SALTON IN	SFP	0	0	0	0	0	0
SAMARITA	LIV	@NA	@NA	@NA	0	0	0
SAMSONI	3SAMC	0	0	0	0	0	0
SAN DIEG	SRE4	0	275.862	84.746	98.522	59.88	0
SAN JUAN	SJT	100	100	100	100	100	1
SAN PAOL	IMI	62.157	55.375	65.453	86.952	56.584	1
SAND TEC	SNDT	0	0	0	0	0	0
SANDERS	SMHG	0	0	0	0	9.927	0
SANDERS	SAFM	26.617	-51.34	9.793	18.187	5.033	0
SANDISK (	SNDK	0	0	0	0	0	0
SANDS RE	SNDS	0	0	0	0	0	0
SANDSTO	3SDON	0	0	0	0	0	0
SANDY SF	SASR	41.111	41.284	38.369	32.735	33.447	1
SANFILIPI	JBSS	0	0	0	0	0	0
SANGAMC	SGMO	0	0	0	0	0	0
SANGUINE	3SGNC	@NA	0	0	0	0	0
SANITATIC	0237B	@NA	@NA	@NA	@NA	@NA	0
SANMINA-	SANM	1.639	0	0	0	0	0
SANOFI-A'	SNY	@NA	23.452	20	26.89	27.89	0
SANTA FE	SFF	100	100	100	100	100	1
SANTA FE	3SFEF	0	0	0	0	0	0
SANTAND	SBP	22.39	25.731	31.256	108.043	59.036	1
SANTARU	SNTS	@NA	@NA	@NA	0	0	0
SANTOS L	STOSY	52.96	50.103	40.345	67.138	65.132	1

SANYO EL	SANYY	43.383	26.606	386.325	-15.341	@NA	0
SAP AG -/	SAP	27.533	26.135	31.045	36.258	17.301	1
SAPIENS I	SPNS	0	0	0	0	0	0
SAPIENT (	SAPE	0	0	0	0	0	0
SAPPI LTD	SPP	37.38	16.529	43.478	27.273	43.624	1
SARA LEE	SLE	39.355	42.321	29.397	46.7	39.967	1
SASOL LT	SSL	36.91	32.21	23.01	24.484	41.599	1
SATCON T	SATC	0	0	0	0	0	0
SATYAM (	SAY	0	0	24.842	12.142	23.398	0
SAUCONY	SCNYB	0	0	0	0	9.166	0
SAUER-D/	SHS	42.345	42.488	280.655	90.523	118.223	1
SAUL CEN	BFS	154.358	151.833	128.555	119.002	0	0
SAVANNA	SAVB	35.211	35.951	41.946	44.321	45.004	1
SAVANNA	SO5	109.171	105.795	98.453	99.213	100.846	1
SAVIA SA	VAI	0	0	0	0	0	0
SAVIENT F	SVNT	0	0	0	0	0	0
SAVVIS C(	SVVS	0	0	0	0	0	0
SAXON C/	SAX	0	0	0	0	0	0
SBA COMI	SBAC	0	0	0	0	0	0
SBARRO I	0428B	0	86.964	-86.12	65.363	-10.342	0
SBC COMI	SBC	50.388	43.216	47.493	48.053	78.278	1
SBE INC	SBEI	0	0	0	0	0	0
SBS BRO/	SBTV	0	0	0	0	0	0
SBS TECH	SBSE	0	0	0	0	0	0
SCAN OPT	3SOCR	0	0	0	0	0	0
SCANA C(	SCG	76.536	54.299	23.191	156.818	54.255	1
SCANNER	3SCNI	0	0	0	0	0	0
SCANSOF	SSFT	0	0	0	0	0	0
SCANSOU	SCSC	0	0	0	0	0	0
SCANTEK	SKML	0	0	0	0	@NA	0
SCANVEC	SVECF	0	0	0	0	0	0
SCBT FIN/	SCBT	40.139	36.087	32.634	31.95	34.289	1
SCHAWK I	SGK	41.405	26.078	34.497	20.494	16.239	1
SCHEIB (E	ESHB	0	0	0	0	0	0
SCHEID V	SVIN	0	0	0	0	0	0
SCHEIN H	HSIC	0	0	0	0	0	0
SCHERIN(	SHR	33.456	49.107	47.368	18.916	40.632	1
SCHERIN(	SGP	33.934	33.099	46.886	49.797	-902.174	0
SCHICK TI	3SCHK	0	0	0	0	0	0
SCHLOTZ	BUNZQ	0	0	0	0	0	0
SCHLUMB	SLB	125.772	58.227	82.519	-17.955	92.681	0
SCHMITT	SMIT	0	0	0	0	0	0
SCHNITZE	SCHN	58.183	18.763	23.513	27.926	4.241	1
SCHOLAS	SCHL	0	0	0	0	0	0
SCHOOL S	SCHS	0	0	0	0	0	0
SCHUFF II	SHFK	0	0	0	0	0	0
SCHULMA	SHLM	32.684	42.928	125.524	49.759	101.044	1
SCHWAB (	SCH	7.727	8.041	78.205	61.856	14.407	1
SCHWEIT	SWM	30.255	33.094	36.327	27.301	25.797	1
SCICLONE	SCLN	0	0	0	0	0	0
SCIENCE /	1134B	0	0	0	0	0	0

SCIENCE I	3SIDY	0	0	0	0	0	0
SCIENT IN	SCNTQ	0	0	0	@NA	@NA	0
SCIENTIFI	SGMS	0	0	0	0	0	0
SCIENTIFI	3SCND	0	0	0	0	0	0
SCIENTIFI	SCIL	0	0	0	0	0	0
SCIENTIFI	STIZ	40.755	34.328	-71.298	0	0	0
SCIENTIFI	SFA	4.512	3.556	1.935	5.991	6.051	1
SCINTILOI	3SLPFF	0	0	0	@NA	@NA	0
SCITEX C(	SCIX	0	0	0	0	0	0
SCM MICR	SCMM	0	0	0	0	0	0
SCO GRO	SCOX	0	0	0	0	0	0
SCOLR PH	DDD	@NA	@NA	0	0	0	0
SCOR -AD	SCO	57.143	68.83	-13.022	-1.961	0	0
SCORES H	3SCRH	@NA	0	0	0	0	0
SCOTT'S L	3SLGD	0	0	0	0	0	0
SCOTTISH	SSEZY	@NA	@NA	45.283	67.234	72.092	0
SCOTTISH	SPI	36.23	155.219	-95.239	109.718	69.734	0
SCOTTISH	SCT	29.972	19.805	18.168	15.512	12.741	1
SCOTTS M	SMG	0	0	0	0	0	0
SCP POOL	POOL	0	0	0	0	0	0
SCPIE HO	SKP	11.926	21.753	-6.429	-9.752	-29.205	0
SCS TRAN	SCST	@NA	0	0	0	0	0
SCUDDER	KGT	@NA	@NA	@NA	@NA	@NA	0
SCUDDER	GCS	@NA	@NA	@NA	@NA	@NA	0
SCUDDER	LBF	@NA	@NA	@NA	@NA	@NA	0
SCUDDER	KHI	@NA	@NA	@NA	@NA	@NA	0
SCUDDER	KMM	@NA	@NA	@NA	@NA	@NA	0
SCUDDER	KTF	@NA	@NA	@NA	@NA	@NA	0
SCUDDER	SAF	@NA	@NA	@NA	@NA	@NA	0
SCUDDER	SRO	@NA	@NA	@NA	@NA	@NA	0
SCUDDER	SRQ	@NA	@NA	@NA	@NA	@NA	0
SCUDDER	KST	@NA	@NA	@NA	@NA	@NA	0
SCUDDER	KSM	@NA	@NA	@NA	@NA	@NA	0
SE GLOBA	3SEGB	@NA	@NA	0	0	0	0
SEA CONT	SCR.A	32.967	39.832	228.857	10.318	0.937	1
SEABOAR	SEB	-11.102	16.761	2.79	26.238	12.994	0
SEABRIDG	SA	@NA	@NA	@NA	0	0	0
SEABRIGH	SEAB	@NA	@NA	@NA	@NA	@NA	0
SEABULK	SBLK	0	0	0	0	0	0
SEACHAN	SEAC	0	0	0	0	0	0
SEACOAS	SBCF	39.842	41.57	37.558	37.328	50.557	1
SEACOR H	CKH	0	0	0	0	0	0
SEAGATE	STX	@NA	@NA	0	130.719	44.93	0
SEALED A	SEE	0	0	0	0	0	0
SEARS HO	SHLD	0	0	0	0	0	0
SEARS RO	S	24.019	23.529	40.952	18.434	7.595	1
SEARS RO	S1	0	0	0	0	0	0
SEATTLE	SGEN	0	0	0	0	0	0
SECTOR S	XLY	@NA	@NA	@NA	@NA	@NA	0
SECTOR S	XLV	@NA	@NA	@NA	@NA	@NA	0
SECTOR S	XLB	@NA	@NA	@NA	@NA	@NA	0

SECTOR S	XLP	@NA	@NA	@NA	@NA	@NA	0
SECTOR S	XLE	@NA	@NA	@NA	@NA	@NA	0
SECTOR S	XLF	@NA	@NA	@NA	@NA	@NA	0
SECTOR S	XLI	@NA	@NA	@NA	@NA	@NA	0
SECTOR S	XLK	@NA	@NA	@NA	@NA	@NA	0
SECTOR S	XLU	@NA	@NA	@NA	@NA	@NA	0
SECURE C	SCUR	0	0	0	0	0	0
SECURE T	3SCTCE	@NA	@NA		0	0	0
SECURED	3SCRE	@NA	0	0	0	0	0
SECURED	3SDGL	0	0	0	0	0	0
SECURED	3SSVC	0	0	0	0	0	0
SECURITY	SBKC	26.256	26.531	24.09	22.56	21.36	1
SECURITY	SCC	0	0	0	0	0	0
SECURITY	SNFCA	0	0	0	0	0	0
SED INTEI	SECX	0	0	0	0	0	0
SEDONA C	3SDNA	0	0	0	0	0	0
SEEBEYO	SBYN	0	0	0	0	0	0
SEEC INC	SEEC	0	0	0	0	@NA	0
SEGMENT	SZI	@NA	@NA	@NA	0	0	0
SEGUE SC	SEGU	0	0	0	0	0	0
SEI INVES	SEIC	10.541	8.685	8.727	9.226	11.727	1
SEIBELS E	SBBG	0	0	0	0	@NA	0
SEITEL IN	3SELA	0	0	0	0	0	0
SELECT C	SCSS	0	0	0	0	0	0
SELECTIC	SLTC	0	0	0	0	0	0
SELECTIV	SIGI	30.452	57.822	57.656	37.031	25.155	1
SELIGMAN	XSTFX	@NA	@NA	@NA	@NA	@NA	0
SELIGMAN	SQF	@NA	@NA	@NA	@NA	@NA	0
SELIGMAN	SEL	@NA	@NA	@NA	@NA	@NA	0
SELKIRK C	9276A	116.831	119.335	91.814	83.152	81.356	1
SEMCO EI	SEN	86.483	90.056	-6,357.32	120.55	-34.522	0
SEMELE G	SMLE	0	0	0	0	0	0
SEMICONI	SMH	@NA	@NA	@NA	@NA	@NA	0
SEMICONI	SMI	@NA	@NA	@NA	0	0	0
SEMITOOI	SMTL	0	0	0	0	0	0
SEMOTUS	DLK	0	0	0	0	0	0
SEMPRA E	SRE	93.401	46.853	39.575	35.652	30.504	1
SEMTECH	SMTC	0	0	0	0	0	0
SENECA F	SENEB	0	0	0	0	0	0
SENESCO	SNT	@NA	0	0	0	0	0
SENETEK	3SNTKY	0	0	0	0	0	0
SENIOR H	ARK	@NA	@NA	@NA	@NA	@NA	0
SENIOR H	SNH	105.171	79.953	174.01	129.521	154.084	1
SENOMYX	SNMX	@NA	@NA	@NA	0	0	0
SENSE TE	3SNSG	0	0	0	0	-5.609	0
SENSIENT	SXT	33.485	46.137	39.031	31.651	34.001	1
SENSUS N	0592B	@NA	@NA	@NA	@NA	@NA	0
SENTEX S	3SENS	0	0	0	0	0	0
SENTIGEN	SGHL	0	0	0	0	0	0
SENTO CC	SNTO	0	0	0	0	0	0
SENTRY T	3SKVY	0	0	0	0	0	0

SEPRACO	SEPR	0	0	0	0	0	0
SEQUA C(	SQA.A	0	0	0	0	0	0
SEQUENC	SQNM	0	0	0	0	0	0
SERACAR	SRLS	0	0	0	0	0	0
SERENA S	SRNA	0	0	0	0	0	0
SERENA S	SRNA.P	@NA	@NA	@NA	@NA	@NA	0
SEROLOG	SERO	0	0	0	0	0	0
SERONO S	SRA	10.511	5.898	16.974	20.026	21.979	1
SERVICE I	3SERC	@NA	@NA	@NA	@NA	0	0
SERVICE (	SCI	-214.153	0	0	0	0	0
SERVICEM	SVM	64.358	61.799	-69.28	72.431	-56.241	0
SERVICEV	3SVWN	0	0	0	0	0	0
SERVOTR	SVT	0	0	0	0	0	0
SEVEN J S	SVJJ	0	0	0	0	@NA	0
SEVEN NE	SEVN	@NA	@NA	@NA	@NA	@NA	0
SEVEN SE	3SVSSF	0	0	0	@NA	@NA	0
SEVERN E	SVBI	@NA	@NA	0	11.31	12.692	0
SFBC INTE	SFCC	0	0	0	0	0	0
SGI INTER	SGII	0	0	@NA	@NA	@NA	0
SGL CARE	SGG	0	0	@NA	0	0	0
SHAMIR O	SHMR	@NA	@NA	@NA	38.354	81.287	0
SHANDA I	SNDA	@NA	@NA	@NA	0	15.499	0
SHANNON	3SHIR	@NA	@NA	@NA	0	0	0
SHARP C(	SHCAY	@NA	35.087	0	0	@NA	0
SHARP H(	3SHAR	0	0	0	0	0	0
SHARPER	SHRP	0	0	0	0	0	0
SHAW CO	SJR	33.019	9.955	-5.799	-3.489	-13.106	0
SHAW GR	SGR	0	0	0	0	0	0
SHELL CA	3SCUAF	32.449	25.058	21.782	39.394	27.901	1
SHELL TR	SC	65.063	16.265	@NA	@NA	@NA	0
SHELLS S	3SHLL	0	0	0	0	0	0
SHENAND	SHEN	32.716	25.175	16.095	-96.578	30.325	0
SHEP TEC	3STLOF	@NA	0	0	0	0	0
SHERWIN	SHW	26.642	549.881	@NA	@NA	@NA	0
SHERWO(	SHDB	0	0	0	0	0	0
SHILOH IN	SHLO	0	0	0	0	0	0
SHINHAN	SHG	@NA	@NA	0	0	60.276	0
SHIP FINA	SFL	@NA	@NA	@NA	@NA	@NA	0
SHIRE PH	SHPGY	0	0	0	0	0	0
SHOE CAI	SCVL	0	0	0	0	0	0
SHOE PA\	SHOE	0	0	0	0	0	0
SHOLODG	LODG	0	0	0	0	0	0
SHOPKO S	SKO	0	0	0	0	0	0
SHOPPIN(	SHOP	@NA	@NA	@NA	0	0	0
SHOPSMI	3SHPS	0	0	0	0	0	0
SHORE B/	SHBI	45.208	35.001	40.005	36.598	37.363	1
SHORE FI	SHBK	9.513	11.12	14.815	13.375	16.489	1
SHUFFLE	SHFL	0	0	0	0	0	0
SHURGAR	SHU	134.509	136.584	297.982	180.977	339.706	1
SI FINANC	SIFI	@NA	@NA	@NA	0	0	0
SI INTERN	SINT	@NA	0	0	0	0	0

SI TECHN(	SISI	0	0	0	0	0	0
SIBONEY (	3SBON	0	0	0	0	0	0
SIEBEL SY	SEBL	0	0	0	0	0	0
SIEBERT F	SIEB	7.169	1.513	0	0	0	0
SIEM INDU	SEMUF	0	0	0	1.705	11.755	0
SIEMENS .	SI	55.636	41.801	67.625	34.193	37.194	1
SIERRA B/	BSRR	36.119	38.661	24.091	29.302	32.285	1
SIERRA HI	SIE	0	0	0	0	0	0
SIERRA M	3SRMC	0	0	0	0	0	0
SIERRA P/	SRP1	114.733	-1,121.96	330.83	-251.287	-68.188	0
SIERRA P/	SRP	142.056	-159.73	137.856	-6.726	@NA	0
SIERRA W	SWIR	0	0	0	0	0	0
SIFCO IND	SIF	27.485	42.568	0	0	0	0
SIFY LTD	SIFY	0	0	0	0	0	0
SIGA TECI	SIGA	0	0	0	0	0	0
SIGHT RE	VISNQ	0	0	0	@NA	@NA	0
SIGMA DE	SIGM	0	0	0	0	0	0
SIGMA-AL	SIAL	20.012	18.754	17.437	13.49	18.482	1
SIGMATEL	SGTL	@NA	@NA	@NA	0	0	0
SIGMATR(	SGMA	0	0	0	0	0	0
SIGNATUF	SBNY	@NA	@NA	@NA	@NA	@NA	0
SIGNATUF	SEYE	0	0	0	0	0	0
SIGNET G	SIG	0	0	25.48	28.006	31.487	0
SILENT W	SILWF	0	0	0	0	0	0
SILGAN H(	SLGN	0	0	0	0	0	0
SILICOM L	SILCF	0	0	0	0	0	0
SILICON G	SGI	0	0	0	0	0	0
SILICON I	SIMGE	0	0	0	0	0	0
SILICON L	SLAB	0	0	0	0	0	0
SILICON S	SSTI	0	0	0	0	0	0
SILICON V	SIVB	0	0	0	0	0	0
SILICONIX	SILI	0	0	0	0	0	0
SILICONW	SPIL	0	0	0	0	0	0
SILVER S(	3SSSU	0	0	0	@NA	@NA	0
SILVER ST	SSRI	0	0	0	0	0	0
SILVERAD	3SLVO	@NA	@NA	0	0	0	0
SILVERAD	3SLGLF	0	0	0	0	0	0
SILVERLE.	3SVLF	0	0	0	0	0	0
SILVERLI	SLTTY	10.491	10.08	-118.652	@NA	@NA	0
SILVERST	SSTR	0	0	0	0	0	0
SIMCLAR	SIMC	0	0	0	0	0	0
SIMMONS	SFNC	31.256	30.855	37.76	30.75	31.135	1
SIMON PP	SPG.P	@NA	@NA	@NA	@NA	@NA	0
SIMON PR	SPG	@NA	@NA	@NA	@NA	@NA	0
SIMON W(	SWWI	0	0	0	0	0	0
SIMPLETE	STEC	0	126.337	0	0	0	0
SIMPSON	SSD	0	0	0	0	0	0
SIMTEK C(	3SRAM	0	0	0	0	0	0
SIMTROL	3SMRL	0	0	0	0	0	0
SIMULATI(	SLP	0	0	0	0	0	0
SINA COR	SINA	0	0	0	0	0	0

SINCLAIR	SBGI	0	0	0	0	0	0
SINGAPOI	SGF	@NA	@NA	@NA	@NA	@NA	0
SINGER N	SNGR	@NA	@NA	0	0	0	0
SINGING M	SMD	0	0	0	0	0	0
SINOFRES	3SFSH	@NA	@NA	@NA	0	0	0
SINOPEC	BYH	58.438	261.889	-47.628	0	0	0
SINOPEC	SHI	48.793	42.031	372.252	39.285	25.683	1
SINOVAC	SVA	@NA	0	0	@NC	0	0
SIPEX CO	SIPXE	0	0	0	0	0	0
SIRENZA M	SMDI	-17.976	0	0	0	0	0
SIRF TECH	SIRF	@NA	@NA	@NA	0	0	0
SIRICOMM	3SIRC	0	0	0	0	0	0
SIRIUS SA	SIRI	0	0	0	0	0	0
SIRNA THI	RNAI	0	0	0	0	0	0
SIRVA INC	SIR	@NA	@NA	0	0	0	0
SITEL COI	SWW	0	0	0	0	0	0
SITI-SITES	SITN	0	0	@NA	@NA	@NA	0
SIX FLAGS	PKS	0	0	0	0	0	0
SIXX HOLI	3SIXX	0	0	0	0	0	0
SIZELER F	SIZ	295.611	310.739	345.029	395.128	2,979.70	1
SJW CORI	SJW	46.456	70.239	55.889	59.057	47.443	1
SK TELEC	SKM	0	0	3.804	3.851	7.718	0
SKECHER	SKX	148.458	0	0	0	0	0
SKF AB -A	SKFRY	20.522	23.191	27.596	27.697	44.679	1
SKILLED H	9816B	0	0	@NA	@NA	0	0
SKILLSOF	SKIL	0	0	0	0	0	0
SKINVISIB	3SKVI	0	0	0	0	0	0
SKY FINAN	SKYF	78.978	53.664	50.61	50.435	46.59	1
SKYEPHA	SKYE	0	0	0	0	0	0
SKYLINE C	SKY	42.654	54.825	49.306	97.546	98.388	1
SKYLINE M	SKYL	0	0	0	0	0	0
SKYLYNX	3SKYC	0	0	0	0	0	0
SKYTERR	3SKYT	0	0	0	0	0	0
SKYWAY C	3SWYC	@NA	0	0	0	0	0
SKYWEST	SKYW	5.6	7.6	8.007	5.854	6.926	1
SKYWORK	SWKS	0	0	0	0	0	0
SL GREEN	SLG	99.632	46.448	82.545	87.806	93.34	1
SL INDUST	SLI	9.378	16.471	0	0	0	0
SLADE'S F	SFBC	34.362	36.843	52.648	47.505	53.237	1
SLI INC	SLIXQ	0	64.878	-5.255	@NA	@NA	0
SLM CORI	SLM	19.562	23.071	30.848	18.227	19.171	1
SM&A COI	WINS	0	0	0	0	0	0
SMALL TO	STWI	@NA	0	0	0	@NA	0
SMART &	SMF	0	0	0	0	0	0
SMARTBA	SBAR	@NA	@NA	@NA	@NA	@NA	0
SMARTIRE	3SMTR	0	0	0	0	0	0
SMARTPR	PED	@NA	@NA	@NA	@NA	0	0
SMARTSE	3SSRV	0	0	0	0	0	0
SMARTVID	3SMVD	-140.187	0	0	0	0	0
SMEDVIG	SMV.B	24.018	148.566	11.463	-10.113	-174.141	0
SMITH & N	SNN	69.18	20.127	33.102	39.786	31.128	1

SMITH & V	SWB	@NA	0	0	0	0	0
SMITH & V	SWRG	0	0	0	0	0	0
SMITH (A (	AOS	22.224	28.135	84.947	27.808	32.184	1
SMITH INT	SII	0	0	0	0	0	0
SMITH MIC	SMSI	0	0	0	0	0	0
SMITH-MIE	3SMID	0	0	0	0	0	0
SMITHFIEI	SFD	0	0	0	0	0	0
SMITHTOV	SMTB	16.667	15.475	13.258	11.44	11.902	1
SMITHWA'	SMXC	0	0	0	0	0	0
SMTC COI	SMTX	0	0	0	0	0	0
SMUCKER	SJM	65.724	50.839	50.728	42.63	42.048	1
SMURFIT-	SSCC	0	0	0	0	0	0
SNAP-ON	SNA	41.399	44.679	258.605	54.748	73.952	1
SNB BANC	SNBT	@NA	@NA	@NA	0	0	0
SOBIESKI	SOBI	40.369	26.087	33.773	-6.122	-55.98	0
SOC QUIM	SQM	69.429	87.921	38.089	36.924	42.551	1
SOCIETE (	SCGLY	@NA	22.572	39.322	62.348	34.671	0
SOCKET C	SCKT	0	0	0	0	0	0
SODEXHC	SDX	@NA	@NA	61.594	63.367	58.642	0
SOFTECH	3SOFT	0	0	0	0	0	0
SOFTLOCI	DIGSQ	0	0	@NA	@NA	@NA	0
SOFTNET	3STTC	@NA	0	0	0	0	0
SOFTWAR	SWH	@NA	@NA	@NA	@NA	@NA	0
SOHU.COI	SOHU	0	0	0	0	0	0
SOLA INTE	SOL	0	0	0	0	0	0
SOLAR SA	SSCI	0	0	0	@NA	@NA	0
SOLECTR(	SLR	0	0.28	0	0	0	0
SOLEIL FII	SFLM	@NA	0	0	@NA	@NA	0
SOLITARIC	SOLI	@NA	@NA	0	0	0	0
SOLITRON	3SODI	0	0	0	0	0	0
SOLOMON	3SOLM	@NA	@NA	@NA	0	0	0
SOLUTIA I	3SOLUQ	1.942	8.163	-6.78	-50	0	0
SOMANET	SMTS	0	0	0	0	0	0
SOMERA (	SMRA	169.588	0	0	0	0	0
SOMERSE	SOMH	@NA	0	0	0	0	0
SONESTA	SNSTA	10.793	15.018	-38.866	-27.176	-2.877	0
SONEX RE	3SONXE	0	0	0	0	0	0
SONIC AU	SAH	0	0	0	0	9.356	0
SONIC CO	SONC	0	0	0	0	0	0
SONIC FO	SOFO	0	0	0	0	0	0
SONIC INN	SNCI	0	0	0	0	0	0
SONIC SO	SNIC	0	0	0	0	0	0
SONICBLL	SBLUQ	0	0	0	@NA	@NA	0
SONICWA	SNWL	0	0	0	0	0	0
SONO-TEI	3SOTK	0	0	0	0	0	0
SONOCO I	SON	40.699	47.336	83.049	58.949	103.773	1
SONOMA '	3SBNK	0	0	0	0	0	0
SONOMA '	SWHI	0	0	0	0	0	0
SONORAN	3SNRN	@NA	@NA	0	0	0	0
SONOSITE	SONO	0	0	0	0	0	0
SONTRA N	SONT	0	0	0	0	0	0

SONUS C(	3SNHDE	0	0	@NA	@NA	@NA	0
SONUS NE	SONS	0	0	0	0	0	0
SONUS PH	SNUS	0	0	0	0	0	0
SONY COI	SNE	17.755	18.866	245.811	19.938	25.488	1
SORL AUT	3SAUP	@NA	@NC	@NC	0	0	0
SOTHEBY'	BID	72.977	0	0	0	0	0
SOUND FE	SFFS	41.973	21.813	8.96	13.547	40.012	1
SOUND SU	LSV	@NA	@NA	@NA	@NA	@NA	0
SOURCE (	SOR	23.033	34.93	@NA	@NA	@NA	0
SOURCE I	SORC	0	0	0	0	0	0
SOURCEC	SRCP	0	0	0	0	0	0
SOURCIN(	SNET	0	0	0	0	0	0
SOUTH CA	SCG1	67.582	65.625	72.093	72.17	68.075	1
SOUTH FII	TSFG	33.792	245.993	43.003	35.488	30.852	1
SOUTH JE	SJI1	@NA	@NA	81.293	46.077	0	0
SOUTH JE	SJI	71.566	67.492	64.565	61.893	57.063	1
SOUTH ST	SSFC	497.122	156.772	114.902	64.862	88.585	1
SOUTHCC	SOCB	@NA	@NA	0	0	0	0
SOUTHER	SOA	@NA	@NA	@NA	@NA	@NA	0
SOUTHER	3SRNN	58.027	46.44	69.017	50.869	34.676	1
SOUTHER	AWR1	73.675	72.943	68.233	68.944	110.911	1
SOUTHER	EIX1	137.736	-13.588	0	0	108.372	0
SOUTHER	SRE2	139	97.087	91.787	94.34	95.694	1
SOUTHER	SCMF	0	0	0	0.404	0	0
SOUTHER	SO	72.179	87.827	82.395	72.686	68.114	1
SOUTHER	SSE	@NA	@NA	@NA	0	0	0
SOUTHER	SIG1	68.51	71.542	98.022	75.999	106.696	1
SOUTHER	3SISV	0	0	0	0	0	0
SOUTHER	3SOMC	@NA	@NA	43.003	115.682	36.255	0
SOUTHER	SMBC	39.939	48.561	39.703	25.466	23.959	1
SOUTHER	SNT1	36.364	100	0	0	416.667	0
SOUTHER	SPPTQ	0	0	0	@NA	@NA	0
SOUTHER	PCU	41.326	29.273	59.109	41.548	37.552	1
SOUTHER	SO6	@NA	@NA	0	0	49.747	0
SOUTHER	SSLI	0	0	0	0	0	0
SOUTHER	SSTP	@NA	0	0	0	@NA	0
SOUTHER	SUG	0	0	0	0	0	0
SOUTHFIF	SZB	39.462	53.59	-122.038	69.001	366.379	0
SOUTHSIE	SBSI	17.781	16.875	14.853	19.857	23.562	1
SOUTHWA	3SWTX	0	0	0	0	0	0
SOUTHWE	LUV	2.169	1.757	2.76	5.78	3.167	1
SOUTHWE	OKSB	18.058	16.443	15.538	18.876	19.87	1
SOUTHWE	SWX	64.314	67.511	71.278	61.804	72.407	1
SOUTHWE	SGB	33.596	39.923	39.298	35.119	53.589	1
SOUTHWE	SWWC	24.845	32.443	32.079	35.983	35.766	1
SOUTHWE	CSR3	111.064	85.585	83.255	68.737	81.43	1
SOUTHWE	SWN	60.29	-6.559	0	0	0	0
SOUTHWE	NCE2	82.021	89.592	70.776	131.051	117.43	1
SOVEREIC	SOV	9.543	-54.86	20.101	7.62	6.991	0
SOVEREIC	SOV.P	@NA	@NA	@NA	@NA	0	0
SOVEREIC	9694B	0	0	0	0	0	0

SOVRAN S	SSS	120.155	133.397	149.068	167.149	211.007	1
SPACEHA	SPAB	0	0	0	0	0	0
SPAIN FUI	SNF	@NA	@NA	@NA	@NA	@NA	0
SPAN-AME	SPAN	196.97	28.321	23.889	18.275	25.447	1
SPANISH I	SBSA	0	0	0	0	0	0
SPAR GR(	SGRP	0	0	0	0	0	0
SPARTA IN	8097B	0	0	0	0	0	0
SPARTAN	SPAR	-63.048	16.514	12.236	16.065	55.608	0
SPARTAN	SPTN	2.925	0.543	0	0	0	0
SPARTECI	SEH	17.657	18.853	33.92	31.109	34.334	1
SPARTON	SPA	0	0	0	0	0	0
SPATIALIC	HDTV	0	0	0	0	0	0
SPATIALIZ	3SPAZ	0	0	0	0	0	0
SPDR TRU	SPY	@NA	@NA	@NA	@NA	@NA	0
SPECIAL [	0572B	0	0	0	0	0	0
SPECIALIZ	3SHPI	0	0	0	0	0	0
SPECIALT	SP	0	0	0	0	0	0
SPECIALT	SUAI	@NA	@NA	@NA	504.202	0	0
SPECTRA	SPSY.1	@NA	@NA	@NA	@NA	@NA	0
SPECTRAI	DIAGF	0	0	0	0	0	0
SPECTRAI	SLNK	0	0	0	0	23.019	0
SPECTRAI	SPNC	0	0	0	0	0	0
SPECTRAS	SCIE	0	0	0	@NA	@NA	0
SPECTRAS	SSI	0	0	0	0	0	0
SPECTRE	3SGMG	0	0	0	0	0	0
SPECTRU	SPC	0	0	@NA	0	0	0
SPECTRU	SPEC	0	0	0	0	0	0
SPECTRU	3SPTM	0	0	0	0	0	0
SPECTRU	3SPOP	0	0	0	0	0	0
SPECTRU	SPPI	0	0	0	0	0	0
SPECTRU	SSPI	0	0	0	0	0	0
SPECTRX	3SPRX	0	0	0	0	0	0
SPEEDCO	3SPWC	0	0	0	0	0	0
SPEEDUS	SPDE	0	0	0	0	0	0
SPEEDWA	TRK	0	0	0	20.705	22.268	0
SPEIZMAN	SPZN	0	0	0	0	0	0
SPESCOM	3SPCO	0	0	0	0	0	0
SPHERION	SFN	0	0	0	0	0	0
SPHERIX I	SPEX	0	0	0	0	0	0
SPIEGEL I	SPGLQ	0	12.668	-11.173	@NA	@NA	0
SPINNAKE	SKE	0	0	0	0	0	0
SPIRE CO	SPIR	0	0	0	0	0	0
SPIRENT I	SPM	62.299	71.202	@NA	@NA	@NA	0
SPIRIT FIN	SFC	@NA	@NA	@NA	@NA	@NA	0
SPONGET	0739B	@NA	@NA	@NA	@NA	@NA	0
SPORT CH	SPCH	0	0	0	0	0	0
SPORT-HA	SPOR	0	0	0	0	0	0
SPORTEC	SRTKY	0	0	0	0	0	0
SPORTS A	SPAI	0	0	0	0	0	0
SPORTS A	TSA	0	0	0	0	0	0
SPORTS C	SCY	0	0	0	0	0	0

SPORTS F	SPRI	0	0	0	0	0	0
SPORTSM	SGDE	0	0	0	0	0	0
SPORTSN	3SPCI	0	0	0	0	0	0
SPRINT C	FON	@NA	@NA	@NA	42.45	149.007	0
SPSS INC	SPSS	0	0	0	0	0	0
SPX CORI	SPW	0	0	0	0	0	0
SRA INTEI	SRX	@NA	0	0	0	0	0
SRI/SURG	STRC	0	0	0	0	0	0
SRS LABS	SRSL	0	0	0	0	0	0
SS&C TEC	SSNC	0	0	0	0	10.478	0
SSA GLOE	SSAG	@NA	@NA	@NA	@NA	@NA	0
SSI SURG	SGSI	0	0	0	0	0	0
ST JOE C	JOE	2.273	6.794	9.79	4.349	135.598	1
ST JOHN I	3SJKI	9.249	0	0	0	0	0
ST JOSEP	SJOE	@NA	@NA	0	0	0	0
ST JUDE M	STJ	0	0	0	0	0	0
ST LAWRE	3STLS	0	0	0	0	0	0
ST MARY I	SM	2,674.39	4.989	6.908	10.112	3.495	1
ST PAUL T	STA.R	@NA	@NA	@NA	@NA	@NA	0
ST PAUL T	STA	13.84	83.378	49.529	2,437.01	16.881	1
STAAR SU	STAA	0	0	0	0	0	0
STAGE ST	STGS	0	0	0	0	0	0
STAKTEK	STAK	@NA	@NA	@NA	0	0	0
STAMPS.C	STMP	0	0	0	0	0	0
STANADYI	0301B	@NA	0	0	0	0	0
STANCOR	SFG	4.739	9.187	8.679	10.541	13.052	1
STANDAR	SAUC	0	0	@NA	@NA	@NA	0
STANDAR	STW	25.063	13.451	7.358	7.668	13.619	1
STANDAR	3STDE	0	0	0	0	0	0
STANDAR	SMAN	0	0	0	0	0	0
STANDAR	SMSC	0	0	0	0	0	0
STANDAR	SMP	51.307	42.268	1,357.69	70.432	2,506.70	1
STANDAR	SPF	8.766	9.315	8.623	8.569	0	0
STANDAR	STAN	@NA	@NA	@NA	0	0	0
STANDAR	SR	44.394	-64.881	-51.465	79.052	-66.762	0
STANDEX	SXI	31.498	36.148	40.668	49.537	73.318	1
STANLEY	STLY	0	0	0	0	8.323	0
STANLEY	SWK	51.667	40.278	50.853	46.27	89.038	1
STAPLES	SPLS	0	0	0	0	0	0
STAR BUF	STRZ	0	0	0	0	0	0
STAR GAS	SGU	-66.409	2,584.41	-657.215	-567.168	1,755.85	0
STAR SCII	STSI	0	0	0	0	0	0
STARBUC	SBUX	0	0	0	0	0	0
STARCRA	STCR	0	0	0	0	0	0
STARINVE	3STIV	0	0	0	0	0	0
STARRET	SCX	32.714	46.148	63.542	-1,365.00	-102.896	0
STARTEC	STGCQ	0	0	@NA	@NA	@NA	0
STARTECI	3STHK	0	0	0	0	0	0
STARTEK	SRT	0	0	0	0	46.941	0
STARWOC	HOT	-18.196	35.013	107.285	69.106	163.81	0
STATE AU	STFC	3.071	2.928	7.596	4.636	3.082	1

STATE BA	STB	33.43	35.275	38.786	39.052	38.677	1
STATE FIN	SFSW	58.765	125.584	86.892	30.951	28.155	1
STATE ST	STT	15.509	18.824	20.86	15.271	25.9	1
STATER B	9490B	0	0	0	38.171	0	0
STATIA TE	STNV	0	50.558	85.827	@NA	@NA	0
STATION (	STN	0	0	0	0	33.606	0
STATOIL A	STO	49.882	50	146.889	36.62	37.949	1
STATS CH	STTS	0	0	0	0	0	0
STEAK N S	SNS	0.102	0.054	0	0	0	0
STEAKHO	STKP	0	0	0	0	0	0
STEALTH	SMLA	0	0	0	0	@NA	0
STEEL DY	STLD	0	0	0	0	0	0
STEEL TE	STTX	7.963	12.838	161.911	9.985	21.285	1
STEELCAS	SCS	36.536	34.022	5,750.00	-97.79	-85.749	0
STEELCLC	SCLD	0	0	0	0	0	0
STEIN MA	SMRT	0	0	0	0	0	0
STEINER I	STNR	0	0	0	0	0	0
STEINWA	LVB	0	0	0	0	0	0
STELLAR	3SLXCF	@NA	0	0	0	0	0
STELLENT	STEL	0	0	0	0	0	0
STEMCEL	STEM	0	0	0	0	0	0
STEN COF	STEN	0	0	0	0	0	0
STENA AB	0218B	0	0	0	0	0	0
STENTOR	SNTR	@NA	@NA	@NA	@NA	@NA	0
STEPAN C	SCL	27.592	43.606	42.658	32.359	164.899	1
STEPHAN	TSC	17.661	58.199	58.059	70.179	46.447	1
STEREOT	STXS	@NA	@NA	@NA	0	0	0
STERICYC	SRCL	0	0	0	0	0	0
STERIS C	STE	0	0	0	0	0	0
STERLING	STL	28.107	29.722	32.193	34.95	41.991	1
STERLING	SBIB	21.057	19.725	19.437	19.236	28.056	1
STERLING	SPR	@NA	@NA	@NA	@NA	@NA	0
STERLING	3SCHI	@NA	@NA	@NA	@NA	@NA	0
STERLING	STV	0	0	0	0	0	0
STERLING	SLFI	48.047	54.403	48.057	45.043	41.051	1
STERLING	STSA	0	0	0	0	0	0
STERLING	3SSUG	0	0	0	0	0	0
STERLITE	SGDTF	0	0	0	0	0	0
STEVENS	SVEIA	0	0	@NA	@NA	@NA	0
STEWART	SVC	54.536	27.374	21.194	90.421	-18.541	0
STEWART	WPL	90.581	79.113	68.396	99.78	127.654	1
STEWART	STEI	9.453	9.579	0	0	0	0
STEWART	STC	7.593	0	0	0	6.363	0
STIFEL FI	SF	11.905	10.018	45.174	16.655	0	0
STILLWAT	SWC	0	0	0	0	0	0
STM WIRE	STMIQ	0	0	0	@NA	@NA	0
STMICROE	STM	4.175	1.832	13.916	8.392	28.063	1
STOCKER	STKR	0	0	0	0	0	0
STOCKGR	3SWEB	@NA	@NA	0	0	0	0
STOLT OF	SOSA	0	0	0	0	0	0
STOLT-NIE	SNSA	43.666	68.042	58.053	-13.425	-4.369	0

STONE & \	SWBIQ	-148.135	@NA	@NA	@NA	@NA	0
STONE EN	SGY	0	0	0	0	0	0
STONEMC	STON	@NA	@NA	@NA	0	0	0
STONEPA	STG	0	0	0	0	0	0
STONERID	SRI	0	0	0	0	0	0
STORA EN	SEO	35.654	21.178	43.981	-181.638	264.461	0
STORAGE	SOSO	0	0	0	0	0	0
STORAGE	SENGQ	0	0	0	0	@NA	0
STORAGE	STK	0	0	0	0	0	0
STRATAB/	3SBASF	@NA	@NA	0	0	0	0
STRATAGI	STGN	@NA	@NA	@NA	@NA	16.759	0
STRATAS\	SSYS	0	0	0	0	0	0
STRATEGI	SDIX	0	0	0	0	0	0
STRATEGI	STRD	0	0	0	0	0	0
STRATEGI	SGL	@NA	@NA	@NA	@NA	@NA	0
STRATEGI	SLH	@NA	@NA	@NA	@NA	-534.255	0
STRATESI	SFTC	0	-1,050.00	0	0	@NA	0
STRATEX	STXN	0	0	0	0	0	0
STRATFOI	3STFA	0	0	0	0	0	0
STRATOS	STLW	0	0	0	0	0	0
STRATTE(	STRT	0	0	0	0	0	0
STRATUS	STRS	0	0	0	0	0	0
STRATUS	3SSVG	0	0	0	0	0	0
STRAYER	STRA	17.624	17.661	14.81	12.587	9.748	1
STREETTI	FEZ	@NA	@NA	@NA	@NA	@NA	0
STREETTI	DGT	@NA	@NA	@NA	@NA	@NA	0
STREETTI	ELG	@NA	@NA	@NA	@NA	@NA	0
STREETTI	ELV	@NA	@NA	@NA	@NA	@NA	0
STREETTI	DSG	@NA	@NA	@NA	@NA	@NA	0
STREETTI	DSV	@NA	@NA	@NA	@NA	@NA	0
STREETTI	FEU	@NA	@NA	@NA	@NA	@NA	0
STREETTI	FFF	@NA	@NA	@NA	@NA	@NA	0
STREETTI	GLD	@NA	@NA	@NA	@NA	@NA	0
STREETTI	MTK	@NA	@NA	@NA	@NA	@NA	0
STREETTI	MII.2	@NA	@NA	@NA	@NA	@NA	0
STREETTI	OOO	@NA	@NA	@NA	@NA	@NA	0
STREETTI	RWR	@NA	@NA	@NA	@NA	@NA	0
STREICHE	FUEL	0	0	@NA	0	0	0
STRIDE RI	SRR	34.851	33.859	43.996	34.038	30.869	1
STRONGH	3SGHT	@NA	0	0	0	0	0
STRYKER	SYK	65.464	7.104	7.248	6.858	6.174	1
STUDENT	STU	43.596	45.766	41.371	31.91	29.029	1
STURGIS I	STBI	@NA	@NA	28.91	29.713	37.735	0
STURM RU	RGR	63.82	79.619	159.51	317.834	130.597	1
SUBURBA	SPH	198.904	123.1	101.856	106.597	130.022	1
SUEZ -AD	SZE	35.8	41.325	44.137	-116.707	-46.259	0
SUFFOLK	SUBK	38.822	34.019	35.362	36.132	39.328	1
SULPHCO	3SLPH	@NA	0	0	0	0	0
SUMITOM(	SMFJY	@NA	@NA	@NA	-6.862	11.061	0
SUMMA IN	SUMX	0	0	0	0	0	0
SUMMIT B	SBIT	22.251	28.376	31.606	32.049	32.811	1

SUMMIT B	SBGA	32.697	31.476	54.326	36.486	40.647	1
SUMMIT E	3SEVT	0	0	0	0	0	0
SUMMIT F	SUMM	0.083	0.075	0.11	0.116	11.295	1
SUMMIT P	SMT	100.599	72.164	87.974	177.211	1,852.76	1
SUMMUS I	3SMMU	@NA	0	0	0	0	0
SUMTOTA	SUMTE	0	0	0	0	0	0
SUN BANC	SNBC	0	0	0	0	0	0
SUN COMI	SUI	120.351	110.281	112.536	311.2	323.235	1
SUN HEAL	SUNH	0	0	0	0	0	0
SUN HYDF	SNHY	55.762	26.039	107.579	57.874	661.949	1
SUN LIFE	SLF	0	6.359	23.156	28.433	31.551	0
SUN MICR	SUNW	0	0	0	0	0	0
SUN OIL &	3SUOG	@NA	0	0	0	0	0
SUNAIR E	SNR	0	0	0	0	0	0
SUNCOM \	TPC	0	0	0	0	0	0
SUNCOR E	SU	54.495	@NA	19.89	9.946	7.404	0
SUNDAY C	SDAY	0	0	0	0	0	0
SUNESIS I	SNSS	@NA	@NA	@NA	@NA	@NA	0
SUNGARD	SDS	0	0	0	0	0	0
SUNLINK I	SSY	0	0	@NA	0	0	0
SUNOCO I	SUN	92.784	21.168	20.603	-161.702	25.321	0
SUNOCO I	SXL	0	0	0	0	0	0
SUNOPTA	STKL	0	0	0	0	0	0
SUNRISE I	3SRRE	@NA	@NA	@NA	@NA	@NA	0
SUNRISE :	SRZ	0	0	0	0	0	0
SUNRISE '	SRTI	2.038	0	0	0	-51.525	0
SUNSET F	SFO	@NA	@NA	@NA	@NA	@NA	0
SUNSTON	SHO	@NA	@NA	@NA	@NA	-342.837	0
SUNTERR	SNRR	0	0	0	0	0	0
SUNTRON	SUNN	0	0	0	0	0	0
SUNTRUS	STI	39.204	34.264	33.854	36.758	37.934	1
SUNTRUS	STI.R	@NA	@NA	@NA	@NA	@NA	0
SUPER EN	SYIV	0	0	0	0	@NA	0
SUPER VIS	SUPVA	0	0	0	0	0	0
SUPERCLI	3SPCK	@NA	0	0	0	0	0
SUPERCO	SCON	0	0	0	0	0	0
SUPERGE	SUPG	0	0	0	0	0	0
SUPERIOF	SPN	0	0	0	0	0	0
SUPERIOF	SPSX	12.745	0	0	0	0	0
SUPERIOF	3SPGR	-332.068	0	0	0	0	0
SUPERIOF	SUP	13.619	12.604	20.132	16.401	19.47	1
SUPERIOF	SGC	46.029	52.776	59.255	72.242	68.285	1
SUPERME	UNRMY	0.291	1,991.76	8.319	@NA	@NA	0
SUPERTE	SUPX	0	0	0	0	0	0
SUPERVA	SVU	28.529	100.045	37.529	29.604	27.663	1
SUPPORT	SPRT	0	0	0	0	0	0
SUPREME	STS	0	0	0	0	6.42	0
SURE TRA	3SSTYE	0	0	0	0	0	0
SURETY C	SRYP	0	0	0	0	@NA	0
SUREWES	SURW	49.833	11.172	148.706	131.149	2,254.11	1
SURMODI	SRDX	0	0	0	0	0	0

SUSQUEH	SUSQ	52.81	49.292	54.254	51.822	54.779	1
SUSQUEH	0302B	@NA	0	0	0	0	0
SUSSEX B	SBB	22.398	36.767	39.371	35.986	24.705	1
SUTRON (	3STRN	0	0	0	0	0	0
SUTTER H	3SRHI	0	0	0	0	0	0
SVB CAPI	SIVBO	@NA	@NA	@NA	@NA	@NA	0
SVB FINAI	SVBF	0	0	0	0	0	0
SVC FINAI	SVCX	@NA	@NA	0	0	0	0
SVENSKA	3SVCBY	36.202	22.174	32.325	35.763	43.586	1
SVT INC	SVTV	0	0	0	0	@NA	0
SWANK IN	SNKI	0	0	0	0	0	0
SWIFT EN	SFY	0	0	0	0	0	0
SWIFT TR/	SWFT	0.013	0	0	0	0	0
SWISS HE	SWZ	@NA	@NA	@NA	@NA	@NA	0
SWISS RE	SWCEY	0	24.005	-432.119	-852.743	18.214	0
SWISSCOI	SCM	58.371	35.673	16.297	88.35	50.605	1
SWS GRO	SWS	11.431	11.211	25.665	-95.852	279.364	0
SYBARI S(	SYBS	@NA	@NA	@NA	@NA	@NA	0
SYBASE II	SY	0	0	0	0	0	0
SYBRON [	SYD	@NA	@NA	171.329	0	0	0
SYCAMOF	SCMR	0	0	0	0	0	0
SYKES EN	SYKE	0	0	0	0	0	0
SYMANTE	SYMC	0	0	0	0	0	0
SYMBIAT I	SYBA	0	0	0	@NA	@NA	0
SYMBION	SMBI	@NA	@NA	@NA	0	0	0
SYMBOL T	SBL	2.155	-3.976	-6.941	-10.237	140.334	0
SYMBOLL(	3SYMBA	0	0	0	0	0	0
SYMMETR	SYMM	0	0	0	0	0	0
SYMMETR	SMA	@NA	@NA	@NA	0	0	0
SYMPHON	3SMPX	0	0	0	0	@NA	0
SYMS COI	SYM	0	0	0	0	0	0
SYMYX TE	SMMX	0	0	0	0	0	0
SYNAGRC	SYGR	0	0	0	0	0	0
SYNALLO'	SYNL	44.418	-113.943	-281.447	0	0	0
SYNAPTIC	SYNA	@NA	0	0	0	0	0
SYNBIOTI(	SBIO	0	0	0	0	0	0
SYNDICAT	3SYFSE	0	0	0	0	@NA	0
SYNERGX	SYNX	0	0	0	0	0	0
SYNERGY	SYBR	0	0	0	0	0	0
SYNERGY	SYNF	@NA	@NA	0	0	0	0
SYNERON	ELOS	@NA	@NA	@NA	0	0	0
SYNETICS	SYSN	@NA	@NA	@NA	@NA	@NA	0
SYNGENT	SYT	0	0	0	-177.778	24.254	0
SYNIVERS	SVR.P	@NA	@NA	@NA	@NA	@NA	0
SYNIVERS	SVR	@NA	@NA	48.731	-1,639.70	0	0
SYNNEX (	SNX	@NA	@NA	@NA	0	0	0
SYNOPSY	SNPS	0	0	0	0	0	0
SYNOVIS I	SYNO	0	0	0	0	0	0
SYNOVUS	SNV	46.263	47.564	47.671	48.265	51.359	1
SYNPLICI	SYNP	0	0	0	0	0	0
SYNTA PH	SNTA	@NA	@NA	@NA	@NA	@NA	0

SYNTEL IN	SYNT	0	0	0	0	135.622	0
SYNTHEM	3SYMD	0	0	0	0	0	0
SYNTHETI	NZYM	0	0	0	0	0	0
SYNTHETI	3SYBD	@NA	@NA	0	0	0	0
SYNTROL	SYNM	0	0	0	0	0	0
SYPRIS S	SYPR	0	0	0	7.422	21.008	0
SYRATEC	SYRA	0	0	0	0	0	0
SYS	SYS	@NA	0	0	0	0	0
SYSCO C	SYY	34.971	32.057	29.1	33.177	35.186	1
SYSTEM E	ETR6	91.05	97.925	102.359	98.498	99.054	1
SYSTEMA	SYX	0	0	0	0	0	0
SYSTEMO	STEK	0	0	0	0	0	0
T J T INC	AXLE	0	0	0	0	0	0
T-3 ENER	TTES	0	0	0	0	0	0
TAG OIL L	3TAGOF	0	0	@NA	@NA	@NA	0
TAG-IT PA	TAG	0	0	0	0	0	0
TAITRON	TAIT	0	0	0	0	0	0
TAIWAN F	TWN	@NA	@NA	@NA	@NA	@NA	0
TAIWAN G	TFC	@NA	@NA	@NA	@NA	@NA	0
TAIWAN S	TSM	0	0	0	0	0	0
TAKE-TW	TTWO	0	0	0	0	0	0
TALBOTS	TLB	24.612	14.576	15.124	17.069	21.146	1
TALISMAN	TLM	0	0	0	16	9.137	0
TALISMAN	BATTQ	0	@NA	@NA	@NA	@NA	0
TALK AME	TALK	0	0	0	0	0	0
TALX COR	TALX	0	17.502	34.009	13.948	20.612	0
TAMPA EL	TE1	103.175	90.92	97.007	100.714	122.69	1
TANDY BR	TBAC	0	0	0	0	0	0
TANGER F	SKT	136.394	769.225	345.837	294.4	200.771	1
TANKLES	3TSYW	@NA	0	0	0	0	0
TANOX IN	TNOX	0	0	0	0	0	0
TAPESTR	TPPH	0	0	0	0	0	0
TARANTE	3TTLA	0	0	0	0	0	0
TARGACE	TRGT	@NA	@NA	@NA	@NA	@NA	0
TARGET C	TGT	16.367	15.348	14.774	13.18	13.362	1
TARGET L	3TARG	0	0	0	0	0	0
TARGETE	TGEN	0	0	0	0	0	0
TARO PHA	TARO	0	0	0	0	0	0
TARPON C	3TCBA	@NA	@NA	0	0	0	0
TARPON I	TPO	@NA	@NA	@NA	0	0	0
TARRAGO	TARR	60.06	0	0	0	0	0
TARRANT	TAGS	0	0	0	0	0	0
TASEKO M	TGB	0	0	0	0	0	0
TASER IN	TASR	0	0	0	0	0	0
TASKER C	3TKER	@NA	@NA	0	0	0	0
TASTY BA	TBC	76.528	46.169	60.649	-89.288	-68.544	0
TASTY FR	3TFRYE	0	0	0	0	0	0
TAT TECH	TATTF	0	0	0	0	29.264	0
TATA MOT	TTM	@NA	@NA	@NA	@NA	@NA	0
TATE & LY	TATYY	@NA	-10	72.034	65.152	57.217	0
TAUBMAN	TCO	548.292	53.496	-12,491.65	-401.896	-233.972	0

TAYCO DE	3TYCO	0	0	0	0	0	0
TAYLOR C	TAYC	@NA	30.085	11.601	-3.999	14.833	0
TAYLOR D	TAYD	0	0	0	0	0	0
TAYLOR M	TMDN	@NA	0	0	@NC	@NA	0
TB WOOD	TBWC	39.501	32.156	66.69	104.844	-519.722	0
TBC CORP	TBCC	0	0	0	0	0	0
TBS INTL I	TSI	@NA	@NA	@NA	@NA	@NA	0
TC PIPELI	TCLP	@NA	87.731	80.95	82.198	82.083	0
TCF FINAN	TCB	36.591	35.491	37.368	37.105	43.093	1
TCW CON	CVT	@NA	@NA	@NA	@NA	@NA	0
TCW/DW T	TRM.2	@NA	@NA	@NA	@NA	@NA	0
TCW/DW T	TMT	@NA	@NA	@NA	@NA	@NA	0
TD BANKN	BNK	34.124	36.912	29.746	28.762	31.899	1
TDC A/S -	TLD	61.457	24.915	-320.188	52.026	142.222	0
TDK CORP	TDK	17.067	18.159	-30.954	49.696	15.736	0
TE PRODU	DUK4	@NA	@NA	87.29	174.574	215.163	0
TEAM AME	TMOSQ	0	0	0	0	@NA	0
TEAM FIN/	TFIN	23.162	24.366	22.977	19.316	29.088	1
TEAM HEA	0303B	@NA	0	0	0	0	0
TEAM INC	TMI	0	0	0	0	0	0
TEAMSTA	TSTF	0	0	0	0	0	0
TEARDRO	TDRPQ	0	@NA	@NA	@NA	@NA	0
TECH DAT	TECD	0	0	0	0	0	0
TECH FLA	TFF	0	0	0	0	0	0
TECH LAB	3TCHL	0	0	0	0	0	0
TECH OPS	TO	71.68	79.964	203.361	1,640.35	451.807	1
TECHE HC	TSH	38.131	31.995	26.772	18.153	21.019	1
TECHNE C	TECH	0	0	0	0	0	0
TECHNICA	3TCCO	0	0	0	0	0	0
TECHNICA	TOA	0	0	25.128	0	0	0
TECHNICA	TEVT	0	0	0	0	@NA	0
TECHNIP -	TKP	0	0	0	0	0	0
TECHNITR	TNL	9.616	4.485	184.225	0	0	0
TECHNOL	TCGN	0	0	0	0	0	0
TECHNOL	TICC	@NA	@NA	@NA	@NA	@NA	0
TECHNOL	TRCI	27.986	-52.67	108.5	24.138	12.593	0
TECHNOL	TSCC	0	0	0	0	0	0
TECHNOP	3TNOLF	0	0	0	-29.662	0	0
TECHTEA	TEAM	0	0	0	0	0	0
TECNOMA	TCNO	0	0	0	0	0	0
TECO ENE	TE	84.022	66.72	60.652	72.368	-1,123.81	0
TECUMSE	TECUA	17.394	37.065	55.607	43.623	23,600.00	1
TEDA TEC	0361B	@NA	0	0	0	@NA	0
TEEKAY L	TGP	@NA	@NA	@NA	@NA	@NA	0
TEEKAY S	TK	-118.255	12.222	10.134	63.829	20.139	0
TEFRON L	TFR	0	0	0	0	0	0
TEGAL CC	TGAL	0	0	0	0	0	0
TEJAS INC	3TEJS	@NA	0	0	0	0	0
TEJON RA	TRC	53.853	0	0	0	0	0
TEKELEC	TKLC	0	0	0	0	0	0
TEKNI-PLE	3368B	0	0	0	0	0	0

TEKNOWL	TEKC	0	0	0	0	0	0
TEKTRON	TEK	132.972	0	0	0	8.607	0
TEKTRON	TEK.P	@NA	@NA	@NA	@NA	0	0
TEL OFFS	TELOZ	100	100	100	0	100	0
TEL-INSTF	TIK	@NA	@NA	0	0	0	0
TELE CEN	TRO	0	0	0	0	0	0
TELE LES	TBE	0	@NA	-88.127	0	0	0
TELE NOR	TCN	0	51.964	0	0	0	0
TELE NOR	TNE	-78.446	23.353	213.71	@NA	160.718	0
TELE SUD	TSD	172.42	@NA	@NA	@NA	@NA	0
TELE2 AB	TLTOB	0	0	0	0	0	0
TELECOM	TEO	78.492	99.262	453.19	0	111.396	0
TELECOM	NZT	@NA	115.804	47.123	-225	60.367	0
TELECOM	TTH	@NA	@NA	@NA	@NA	@NA	0
TELECOM	TI	@NA	@NA	0	0	0	0
TELECOM	TBH	0	0	0	0	0	0
TELECOM	TSP	13.671	0	0	96.713	170.025	0
TELECOM	TSYS	0	0	0	0	0	0
TELECOM	0304B	@NA	0	48.847	40.247	371.719	0
TELEDIGI	TLDG	0	0	0	0	@NA	0
TELEDYNE	TDY	0	0	0	0	0	0
TELEFLEX	TFX	20.086	20.291	22.781	22.241	28.304	1
TELEFONI	TAR	71.272	87.464	56.391	0	0	0
TELEFONI	TEM	0	@NA	@NA	@NA	26.403	0
TELEFONI	TEF	@NA	@NA	@NA	0	0	0
TELEFON(	TMX	@NA	@NA	28.522	36.197	33.954	0
TELEKOM	TKA	@NA	-49.82	0	0	0	0
TELEKOM	TLK	21.906	42.779	21.455	25.036	54.838	1
TELEMETI	TLXT	0	0	0	0	0	0
TELEMIG (	TMB	70.434	0	27.907	176.635	17.434	0
TELENETI	3TLNTE	0	0	0	0	0	0
TELENOR	TELN	24.57	100	8.772	-18.59	38.947	0
TELEPHOI	TDS	9.038	20.62	-18.78	-3.443	48.062	0
TELEPLUS	3TLPE	@NA	@NA	@NA	0	0	0
TELESIS N	TNCVF	@NA	@NA	0	0	@NA	0
TELESP C	TCP	@NA	25.924	0	0	0	0
TELESYST	TIWI	0	0	0	0	0	0
TELETECH	TTEC	0	1.587	0	0	0	0
TELETOU(	TLL	0	0	0	0	0	0
TELEVIDE	TELV	0	0	0	0	0	0
TELEWES	TLWT	0	0	0	0	0	0
TELEX CO	9721B	0	0	0	0	-7.062	0
TELIASON	TLSNY	@NA	@NA	80.311	-7.438	20.595	0
TELIK INC	TELK	0	0	0	0	0	0
TELKOM S	TKG	@NA	0	0	0	11.077	0
TELKONE	TKO	@NA	@NA	0	0	0	0
TELLABS I	TLAB	0	0	0	0	0	0
TELLABS I	TLAB.P	@NA	@NA	@NA	@NA	@NA	0
TELOS CC	6534C	0	0	0	0	0	0
TELSTRA (	TLS	121.83	62.986	60.251	77.301	97.55	1
TELTRONI	3TELT	0	0	0	0	0	0

TELULAR	WRLS	0	0	0	0	0	0
TELUM IN	TLMIF	0	0	0	@NA	@NA	0
TELUS CC	TU	95.725	76.645	-165.574	-63.563	51.667	0
TELYNX IN	TLYN	0	0	0	@NA	@NA	0
TEMCO SE	TMCO	0	0	0	0	0	0
TEMPLE-IN	TIN	37.173	0	56.757	103.077	75.258	0
TEMPLE-IN	TIN.F	37.173	33.333	56.757	103.077	75.258	1
TEMPLET(	TCH	@NA	@NA	@NA	@NA	@NA	0
TEMPLET(	TDF	@NA	@NA	@NA	@NA	@NA	0
TEMPLET(	EMF	@NA	@NA	@NA	@NA	@NA	0
TEMPLET(	TEI	@NA	@NA	@NA	@NA	@NA	0
TEMPLET(	GIM	@NA	@NA	@NA	@NA	@NA	0
TEMPLET(	TRF	@NA	@NA	@NA	@NA	@NA	0
TEMPORA	3TPFS	@NA	@NA	0	0	0	0
TEMPUR F	TPX	@NA	@NA	0	0	425.815	0
TEMTEX IN	TMTX	0	0	0	0	@NA	0
TENARIS S	TS	@NA	144.406	134.346	41.663	54.683	0
TENDERC	3TCAR	0	0	0	0	0	0
TENET HE	THC	0	0	0	0	0	0
TENET INF	3TISI	0	0	0	0	0	0
TENFOLD	3TENF	0	0	0	0	0	0
TENGASC	TGC	0	0	0	0	0	0
TENGTU II	3TNTU	@NA	0	0	0	0	0
TENNANT	TNC	34.736	25.395	157.205	89.207	53.183	1
TENNECO	TEN	-239.683	-17.073	0	0	0	0
TENNESSI	TEN5	0	0	0	0	0	0
TENNESSI	3015A	0	0	0	0	0	0
TEPPCO F	TPP	85.842	95.076	87.501	121.031	159.143	1
TERADYN	TER	0	0	0	0	0	0
TERAFOR	3TERA	0	0	0	0	0	0
TERAYON	TERN	0	0	0	0	0	0
TERCICA I	TRCA	@NA	@NA	@NA	-0.101	0	0
TEREX CC	TEX	0	0	0	0	0	0
TERRA INI	TRA	-7.534	-21.931	0	0	0	0
TERRA NE	TRRA	0	0	0	0	0	0
TERRA NI	TNH	-100	20.555	-84.591	122.201	-13.383	0
TERREMA	TWW	0	0	0	0	0	0
TESCO CC	TESOF	0	0	0	0	0	0
TESORO (	TSO	0	0	0	0	0	0
TESSCO T	TESS	0	0	0	0	0	0
TESSERA	TSRA	@NA	@NA	@NA	0	0	0
TESSERA(	TSSTQ	0	@NA	@NA	@NA	@NA	0
TETON PE	TPE	@NA	@NA	0	0	0	0
TETRA TE	TTEK	0	0	0	0	0	0
TETRA TE	TTI	0	0	0	0	0	0
TEVA PHA	TEVA	16.937	19.529	12.985	8.53	11.056	1
TEXAS CA	TCBI	@NA	0	0	0	0	0
TEXAS EA	PEL5	0	361.194	0	0	31.381	0
TEXAS GA	4093A	45.851	99.527	55.394	17.826	24.475	1
TEXAS INI	TXI	9.011	23.738	12.255	-26.098	16.933	0
TEXAS INS	TXN	9.531	4.568	-73.134	-42.733	12.27	0

TEXAS NE	TNP1	73.488	75.145	69.053	269.298	116.288	1
TEXAS PA	TPL	36.317	27.515	14.578	19.527	32.233	1
TEXAS RE	TRBS	24.107	24.194	24.608	21.949	22.793	1
TEXAS RC	TXRH	@NA	@NA	@NA	48.752	63.881	0
TEXAS UT	TXUI	@NA	25.42	27.699	23.983	20.645	0
TEXAS VA	3TVOC	0	0	0	0	0	0
TEXEN OI	3TXEOE	@NA	@NA	0	0	0	0
TEXTRON	0123B	45.245	65.669	34.917	70.034	133.181	1
TEXTRON	TXT	31.19	67.509	112.121	49.176	63.701	1
TEXTRON	TXT.F	31.19	67.509	112.121	49.176	63.701	1
TF FINAN	THRD	30.733	29.585	24.839	29.144	-26.02	0
TGC INDU	TGE	0	0	0	0	0	0
TGFIN HO	3TGFN	@NC	@NC	@NC	0	0	0
TGT PIPEL	LTR2	@NA	@NA	@NA	@NA	89.083	0
THACKER.	3THKY	0	0	0	0	0	0
THAI CAPI	TF	@NA	@NA	@NA	@NA	@NA	0
THAI FUNI	TTF	@NA	@NA	@NA	@NA	@NA	0
THANE IN	THAN	@NA	0	0	0	@NA	0
THEGLOB	3TGLO	0	0	0	0	0	0
THERAGE	TGX	0	0	0	0	0	0
THERAVA	THRX	@NA	@NA	@NA	0	0	0
THERMA V	TWAV	0	0	0	0	0	0
THERMAD	3THMD	0	0	0	0	0	0
THERMAL	THES	0	0	0	0	0	0
THERMO E	TMO	0	0	0	0	0	0
THERMOD	3TDYT	0	0	0	0	0	0
THERMOE	3TMEN	@NA	0	0	0	0	0
THERMOC	KOOL	0	0	0	0	0	0
THERMOV	THV	0	0	0	0	0	0
THESTREI	TSCM	0	0	0	0	0	0
THINKPAT	3THTHF	0	0	0	0	0	0
THIRD WA	TWTI	0	0	0	0	0	0
THL BEDD	0560B	@NA	@NA	@NA	@NA	@NA	0
THOMAS &	TNB	43.914	-33.575	-23.419	0	0	0
THOMAS (	3TGIS	0	0	0	0	0	0
THOMAS I	TII	18.119	15.36	18.324	16.83	17.069	1
THOMAS F	TPGI	@NA	@NA	@NA	-1.528	-114.481	0
THOMSON	TMS	0	0	0	0	238.462	0
THOMSON	TOC	99.267	74.781	66.819	76.831	87.85	1
THOR IND	THO	3.169	2.677	3.559	2.132	1.816	1
THORATE	THOR	0	0	0	0	0	0
THORNBU	TMA	104.576	89.932	102.33	95.591	97.81	1
THQ INC	THQI	0	0	0	0	0	0
THREE-FI	TFS	0	0	0	0	0	0
THRESHO	THLD	@NA	@NA	@NA	0	0	0
THRIVENT	9777B	0	0	@NA	@NA	@NA	0
TIAA-CREI	9933B	0	@NA	@NA	@NA	@NA	0
TIB FINAN	TIBB	43.495	41.473	43.426	36.579	38.598	1
TIBCO SO	TIBX	0	0	0	0	0	0
TICKETS.(	TIXX	0	0	0	@NA	@NA	0
TIDELAND	3TIDE	@NA	0	0	0	0	0

TIDELAND	3TIRTZ	95.985	79.178	121.978	75.995	106.137	1
TIDEWATE	TDW	43.57	38.867	24.718	38.226	81.628	1
TIENS BIO	TBV	@NA	@NA	@NA	@NA	@NA	0
TIER TECH	TIER	0	0	0	0	0	0
TIERONE (	TONE	@NA	0	0	0	0	0
TIFFANY &	TIF	11.04	11.449	13.431	12.247	12.853	1
TIGER TEI	TGTL	0	0	0	0	0	0
TII NETWC	TIII	0	0	0	0	0	0
TIKCRO TI	3TKCRF	0	0	0	0	0	0
TIM HELLA	TIMHY	0	0	0	9.795	8.982	0
TIM PARTI	TSU	@NA	60.137	1.494	1.781	15.306	0
TIMBERLA	TSBK	29.13	29.642	35.244	29.212	32.384	1
TIMBERLA	TBL	0	0	0	0	0	0
TIMCO AV	3TMAS	0	0	0	0	0	0
TIME AME	3TMAM	0	0	0	0	0	0
TIME WAR	TWX	0	0	0	0	0	0
TIME WAR	TWX.M	@NA	@NA	@NA	@NA	@NA	0
TIME WAR	TWTC	0	0	0	0	0	0
TIMELINE	3TMLN	0	0	0	0	0	0
TIMKEN C	TKR	71.062	94.931	-96.4	61.637	115.342	0
TIPPERAR	TPY	0	0	0	0	0	0
TIS MORT	TISM	0	0	0	0	0	0
TISSERA I	3TSSR	@NA	@NA	@NA	0	0	0
TITAN COI	TTN	0	0	0	0	0	0
TITAN INT	TWI	-10.86	27.47	-1.776	-1.16	-1.143	0
TITAN PHA	TTP	0	0	0	0	0	0
TITAN TEC	3TITT	@NA	@NA	0	0	0	0
TITANIUM	TIE	-11.991	0	0	0	0	0
TIVO INC	TIVO	0	0	0	0	0	0
TJX COMF	TJX	8.298	8.413	9.122	10.965	10.746	1
TL ADMINI	TLADQ	0	0	0	0	@NA	0
TLC VISIO	TLCV	0	0	0	0	0	0
TM CENTU	TMCI	0	0	0	0	0	0
TMS INC	3TMSS	@NA	@NA	@NA	0	0	0
TNP ENTE	0223B	51.471	-65.891	0	0	0	0
TNR TECH	3TNRK	0	0	0	0	0	0
TNS INC	TNS	@NA	@NA	@NA	0	0	0
TODAYS N	TMANQ	0	0	0	@NA	@NA	0
TODCO	THE	@NA	@NA	@NA	0	0	0
TODD SHI	TOD	0	0	0	0	66.642	0
TOFUTTI E	TOF	0	0	0	0	0	0
TOKHEIM	THMC	0	0	0	@NA	@NA	0
TOLEDO E	CX1	127.051	55.461	31.426	-35.225	79.679	0
TOLERRX	TLRX	@NA	@NA	@NA	@NA	@NA	0
TOLL BRO	TOL	0	0	0	0	0	0
TOLLGRAI	TLGD	0	0	0	0	0	0
TOM'S FO	9890B	0	0	0	0	0	0
TOMKINS	TKS	210.125	325.252	62.483	@NA	64.941	0
TOMMY HI	TOM	0	0	0	0	0	0
TOMPKINS	TMP	40.52	43.998	41.453	37.431	37.567	1
TOO INC	TOO	0	0	0	0	0	0

TOOTSIE I	TR	16.343	17.627	21.345	21.546	22.091	1
TOP IMAG	TISA	0	0	0	0	0	0
TOP TANK	TOPT	@NA	@NA	@NA	419.9	34.945	0
TOPAZ GF	TPZG	0	0	0	0	@NA	0
TOPPS CC	TOPP	0	0	0	0	38.346	0
TOR MINE	TORM	0	0	0	0	0	0
TORCH EN	TRU	100.095	99.953	100.185	100.418	99.415	1
TORCH OI	TORCQ	-2.689	0	0	0	0	0
TORCHMA	TMK	18.437	12.69	11.479	11.237	10.602	1
TOREADO	TRGL	0	1.737	0	0	0	0
TORO CO	TTC	17.502	13.448	12.108	10.055	7.357	1
TOROTEL	TTLO	0	0	0	0	0	0
TORPEDO	3TPDO	@NA	@NA	0	0	0	0
TORRENT	3TREN	0	0	0	0	0	0
TORTOISE	TYG	@NA	@NA	@NA	@NA	@NA	0
TOSHIBA (	TOSBF	-34.486	26.777	-6.336	0	33.499	0
TOTAL EN	TENT	0	0	0	0	0	0
TOTAL SA	TOT	0	23.624	29.747	42.316	36.598	0
TOTAL SY	TSS	11.367	10.803	11.356	10.571	10.82	1
TOTH ALU	TOTH	0	0	0	0	0	0
TOUCH AN	TCAHQ	60.11	86.101	0	@NA	@NA	0
TOUCHST	3TASA	0	0	0	0	0	0
TOUCHST	3TSSW	0	0	0	0	0	0
TOUCHTU	3TTMC	0	0	0	0	0	0
TOWER AI	TWRAQ	0	0	0	0	0	0
TOWER B/	3TOBC	@NA	@NA	49.113	30.043	44.132	0
TOWER FI	TOFC	0	0	0	0	0	0
TOWER G	TWGP	@NA	@NA	@NA	14.818	30.284	0
TOWER PI	3TPOP	0	0	0	0	0	0
TOWER SI	TSEM	0	0	0	0	0	0
TOWN & C	TCT	165.95	120.304	184.902	161.583	243.661	1
TOWN SP(	0305B	@NA	0	0	0	0	0
TOYOTA M	TM	18.26	13.126	17.716	14.759	0.012	1
TOYOTA M	5672A	0	0	0	0	0	0
TOYS R U:	TOY	0	0	0	0	0	0
TPC LIQUI	TPLQ	0	0	0	0	@NA	0
TPG NV -/	TP	@NA	24.525	30.94	31.72	39.667	0
TRACK DA	TRAC	0	0	0	0	17.182	0
TRACK N	TKTL	0	0	@NA	@NA	@NA	0
TRACKER	TRKR	0	0	@NC	@NC	@NA	0
TRACKPO	3TPWR	0	0	0	0	0	0
TRACTOR	TSCO	0	0	0	0	0	0
TRADEQU	3TQSTE	0	0	0	0	0	0
TRADEST/	TRAD	0	0	0	0	0	0
TRAFFIX I	TRFX	0	0	0	0	486.936	0
TRAILER E	TRBR	0	0	0	0	0	0
TRAMFOR	TRFDF	0	0	0	0	0	0
TRAMMEL	TCC	0	0	0	0	0	0
TRANS EN	3TENG	0	0	0	0	0	0
TRANS GL	TGSI	0	0	0	0	@NA	0
TRANS OF	3TOPLF	@NA	@NA	0	0	0	0

TRANS W(	3TWOC	0	0	0	0	0	0
TRANS W(	TWMC	0	0	0	0	0	0
TRANS-IN	TRNI	0	0	0	0	0	0
TRANS-LU	TLX	22.208	-7.799	34.971	41.121	16.698	0
TRANSAC	TACT	0	0	0	0	0	0
TRANSAL	TAC	174.741	94.828	99.351	295.974	78.993	1
TRANSAM	TA2	104.656	288.265	25.773	60.516	@NA	0
TRANSAM	TAI	@NA	@NA	@NA	@NA	@NA	0
TRANSATI	TRH	8.992	8.705	104.965	12.169	7.43	1
TRANSBO	3TNSB	0	0	0	0	0	0
TRANSCA	TRP	116.079	74.168	63.881	64.123	64.919	1
TRANSCA	TRNS	0	0	0	0	0	0
TRANSCE	TRCR	0	0	0	0	0	0
TRANSCO	TRCXY	@NA	0	0	0	@NA	0
TRANSCO	E1	0	11.27	2.623	0	126.088	0
TRANSCO	TCI	9.957	15.662	0	0	0	0
TRANSDIC	0306B	@NA	0	0	0	0	0
TRANSGE	TRGNY	0	0	0	0	0	0
TRANSGE	TBIO	0	0	0	0	0	0
TRANSGL	TGA	0	0	0	0	0	0
TRANSKA	TKTX	0	0	0	0	0	0
TRANSME	TMY	@NA	@NA	@NA	@NA	0	0
TRANSME	TMTA	0	0	0	0	0	0
TRANSMC	TMG	0	0	0	0	0	0
TRANSMC	TLP	@NA	@NA	@NA	@NA	@NA	0
TRANSNA	TFN	0	0	0	0	0	0
TRANSNA	TRSN	0	0	0	0	0	0
TRANSNE	3TRNT	0	0	0	0	0	0
TRANSOC	RIG	0	23.585	14.049	-0.811	0	0
TRANSPO	TCAM	0	0	0	0	0	0
TRANSPO	TTII	0	@NA	@NA	@NA	@NA	0
TRANSPO	3TSFVE	0	0	0	0	0	0
TRANSPO	TGS	109.041	75.339	86.895	0	0	0
TRANSPR	TPR	19.553	-7.039	0	0	0	0
TRANSTE	3TRTI	0	0	0	0	0	0
TRANSTE	TTLG	22.327	-1.642	0	0	0	0
TRANSWI	TXCC	0	0	0	0	0	0
TRAVELCI	0307B	@NA	0	0	0	0	0
TRAVELZ(	TZOO	@NA	0	0	0	0	0
TRAVIS B(	TRVS	0	0	0	0	0	0
TRC COS	TRR	0	0	0	0	0	0
TREDEGA	TG	11.301	5.456	72.978	98.983	31.578	1
TREECON	TCRS	0	0	0	0	0	0
TREND MI	TMIC	0	0	0	0	0	0
TRENWICI	TWKGQ	0	0	0	0	@NA	0
TRESTLE	3TLHO	0	0	0	0	0	0
TREX CO	TWP	106.69	0	0	0	0	0
TRI-CONT	TY	@NA	@NA	@NA	@NA	@NA	0
TRI-S SEC	TRIS	@NA	@NA	@NA	0	0	0
TRI-VALLE	TIV	0	0	0	0	0	0
TRIAD GU	TGIC	0	0	0	0	0	0

TRIAD HO	TRI	0	0	0	0	0	0
TRIARC C	TRY.B	0	0	0	0	0	0
TRIBUNE (	TRB	5.847	37.258	155.726	22.802	15.757	1
TRICO BA	TCBK	43.813	44.997	45.43	39.946	36.357	1
TRICO MA	3TRMA	0	0	0	0	0	0
TRICOM S	TRICY	0	0	0	0	@NA	0
TRICORD	TRCDQ	0	0	0	@NA	@NA	0
TRIDENT I	TRID	0	0	0	0	0	0
TRIDEX C	3TRDXQ	0	0	@NA	@NA	@NA	0
TRIKON TI	TRKN	0	0	0	0	0	0
TRIMAS C	0517B	@NA	@NA	@NA	@NA	@NA	0
TRIMBLE I	TRMB	0	0	0	0	0	0
TRIMEDYN	3TMED	0	0	0	0	0	0
TRIMERIS	TRMS	0	0	0	0	0	0
TRIMOL G	3TMOL	@NA	0	0	0	0	0
TRINITY B	TRIB	0	0	0	0	0	0
TRINITY IN	TRN	16.798	-36.022	-61.383	-57.143	-95.69	0
TRINITY L	3TTYL	@NC	@NC	0	0	0	0
TRINSIC IN	TRIN	0	0	0	0	0	0
TRINTECH	TTPA	0	0	0	0	0	0
TRIO-TEC	TRT	0	0	0	0	0	0
TRIPATH I	TPTH	0	0	0	0	0	0
TRIPATH T	TRPH	0	0	0	0	0	0
TRIPLE P	TPPP	0	0	0	0	0	0
TRIPOS IN	TRPS	0	0	0	0	0	0
TRIQUINT	TQNT	0	0	0	0	0	0
TRIUMPH	TGI	0	0	0	0	0	0
TRIZEC PR	TRZ	55.745	24.336	-12.371	-52.851	83.099	0
TRIZETTO	TZIX	0	0	0	0	0	0
TRM CORI	TRMM	0	0	0	0	0	0
TRNSACTI	TSAI	0	0	0	0	0	0
TROPICAL	TSICQ	0	0	0	0	0	0
TROY GR	TROY	0	0	0	0	0	0
TRUDY C	TRDY	0	0	0	0	0	0
TRUMP A	0308B	@NA	0	0	0	0	0
TRUMP H	3DJTCQ	0	0	0	0	0	0
TRUSERV	2289B	0	101.723	0	0	0	0
TRUST CT	TZE	@NA	@NA	@NA	@NA	@NA	0
TRUSTCO	TRST	79.159	79.78	84.581	88.602	83.975	1
TRUSTMA	TRMK	32.208	33.233	32.351	31.542	34.022	1
TRUSTRE	TSY	@NA	@NA	@NA	@NA	@NA	0
TRW AUT	TRW	@NA	@NA	0	0	0	0
TRW AUT	0335B	@NA	0	0	@NA	@NA	0
TS&W CL	TYW	@NA	@NA	@NA	@NA	@NA	0
TSAKOS E	TNP	@NA	0	0	219.363	20.36	0
TSR INC	TSRI	0	0	0	0	524.294	0
TTI TEAM	TTIL	0	0	0	0	0	0
TTM TECH	TTMI	0	0	0	0	0	0
TUCOWS	3TCOW	0	0	0	0	0	0
TUCSON E	UNS1	66.827	58.629	66.832	65.132	133.072	1
TUDOR C	TDRLF	0	0	0	0	0	0

TUESDAY	TUES	0	0	0	0	0	0
TUFCO TE	TFCO	0	0	0	0	0	0
TUMBLEW	TMWD	0	0	0	0	0	0
TUNEX IN	3TNEX	0	0	0	0	0	0
TUPPERW	TUP	64.177	67.957	83.089	56.937	107.307	1
TURBOCH	TCF	0	0	0	0	0	0
TURBODY	3TRBDE	0	0	0	0	0	0
TURKCELI	TKC	0	0	0	0	0	0
TURKISH I	TKF	@NA	@NA	@NA	@NA	@NA	0
TURNSTO	TSTN	0	0	0	0	@NA	0
TUT SYST	TUTS	0	0	0	0	0	0
TUTOGEN	TTG	0	0	0	0	0	0
TUXIS CO	TUX	@NA	@NA	@NA	@NA	@NA	0
TV AZTEC	TZA	@NA	@NA	@NA	@NA	@NA	0
TVC TELE	TVCE	0	0	0	0	0	0
TVI CORP	TVIN	0	0	0	0	0	0
TVIA INC	TVIA	0	0	0	0	0	0
TWEETER	TWTR	0	0	0	0	0	0
TWENTY S	2323B	0	0	0	0	0	0
TWIN DIS	TWIN	-224.165	52.319	31.869	95.481	-82.981	0
TXU CORP	TXU	65.685	69.137	77.256	348.366	22.378	1
TXU ENER	TXU4	@NA	@NA	0	287.778	152.13	0
TXU GAS (	TXU2	@NA	-23.529	-25	@NA	@NA	0
TXU US H	TXU1	0	0	0	242.181	75.653	0
TYCO INTI	TYC	18.652	1.872	1.98	-3.52	9.626	0
TYCO INTI	TYC.M	@NA	@NA	@NA	@NA	@NA	0
TYLER TE	TYL	0	0	0	0	0	0
TYSON FC	TSN	10.995	23.179	37.5	14.621	16.024	1
U S AGGR	AGATQ	3.927	-7.966	@NA	@NA	@NA	0
U S ANTIM	3UAMY	0	0	0	0	0	0
U S B HOL	UBH	25.861	25.871	27.398	25.276	25.977	1
U S BANC	USB	59.096	48.476	84.764	44.751	44.338	1
U S CAN C	0403B	0	0	0	0	0	0
U S CONC	RMIX	123.968	0	0	0	0	0
U S DIAGN	3USDL	0	0	0	@NA	@NA	0
U S ENER	USEG	0	0	0	0	0	0
U S ENER	USEY	0	0	0	0	0	0
U S GLOB	GROW	0	0	0	0	0	0
U S GOLD	3USGL	0	0	0	0	0	0
U S HOME	USHS	0	0	0	0	0	0
U S LIME &	USLM	15.792	-137.457	32.657	91.667	7.539	0
U S MARIN	0225B	@NA	@NA	@NA	@NA	@NA	0
U S MICR	3BUGS	@NA	@NA	0	0	0	0
U S PHYSI	USPH	0	0	0	0	0	0
U S PLAST	USPL	9.181	0	0	0	@NA	0
U S REST	USV	-438.276	-246.215	-105.151	642.954	505.124	0
U-STORE-	YSI	@NA	@NA	@NA	@NA	225.291	0
UAL CORP	3UALAQ	0	0	-1.956	0	0	0
UAP HOLD	UAPH	@NA	@NA	@NA	@NA	104.388	0
UBIQUITE	UPCS	@NA	0	0	0	0	0
UBS AG	UBS	@NA	50.411	0	0	35.991	0

UCAP INC	UCAP	@NA	0	0	0	@NA	0
UCBH HOI	UCBH	0	7.759	9.728	10.25	7.783	0
UCI MEDI(	3UCIA	0	0	0	0	0	0
UFP TECH	UFPT	0	0	0	0	0	0
UGI CORP	UGI	82.226	92.617	81.923	59.338	48.231	1
UGI UTILI1	UGI1	77.71	89.958	75.684	89.174	56.996	1
UICI	UCI	0	0	0	0	0	0
UIL HOLDI	UIL	77.67	66.703	68.4	93.36	139.354	1
ULTICOM	ULCM	0	0	0	0	0	0
ULTIMATE	ULTEQ	0	0	0	0	0	0
ULTIMATE	3UFSY	0	0	0	0	0	0
ULTIMATE	ULTI	0	0	0	0	0	0
ULTRA CL	UCTT	@NA	@NA	@NA	0	0	0
ULTRA MC	UMCC	0	0	@NA	@NA	@NA	0
ULTRA PE	UPL	0	0	0	0	0	0
ULTRADA	3ULTR	0	0	0	0	0	0
ULTRALIF	ULBI	0	0	0	0	0	0
ULTRAPAI	UGP	39.394	43.221	136.913	29.24	29.22	1
ULTRATE(	UTEK	0	0	0	0	0	0
UMB FINA	UMBF	25.025	26.315	26.062	30.885	29.922	1
UMPQUA I	UMPQ	25.051	39.285	29.532	16.087	13.295	1
UNIBANC(	UBB	@NA	@NA	10.182	@NA	@NA	0
UNICA CO	UNCA	@NA	@NA	@NA	@NA	@NA	0
UNICO AM	UNAM	30.715	215	-2.511	-8.496	0	0
UNIFAB IN	UFAB	0	0	0	0	0	0
UNIFI INC	UFI	0	0	0	0	0	0
UNIFIED W	3089B	0	0	0	0	0	0
UNIFIRST	UNF	10.819	13.298	11.139	9.595	8.79	1
UNIFRAX (	0310B	@NA	0	0	0	@NA	0
UNIFY CO	3UNFY	0	0	0	0	0	0
UNIGENE	3UGNE	0	0	0	0	0	0
UNILENS \	3UVICF	0	0	0	0	0	0
UNILEVER	UNUL.CM	30.684	75.683	85.618	79.492	61.499	1
UNILEVER	UN	40.715	127.258	113.316	57.413	48.948	1
UNILEVER	UL	53.083	142.093	64.838	160.268	92.621	1
UNIMARK	UNMG	0	0	0	0	0	0
UNION BA	UBSH	47.721	39.5	29.634	27.073	27.358	1
UNION BA	UNB	47.239	61.854	66.515	66.622	69.204	1
UNION CA	DOW2	38.585	74.691	-4.006	-50.392	0	0
UNION CM	UCBC	59.036	68.889	65.91	41.435	51.758	1
UNION EL	AEE1	96.545	60.206	76.514	88.988	65.306	1
UNION FIN	UFBS	29.475	26.083	57.036	44.553	42.388	1
UNION LIC	7484B	78.695	39.205	32.588	79.588	33.134	1
UNION PA	UNP	25.287	23.278	20.6	15.66	23.864	1
UNION TA	4168A	70.352	69.349	69.446	69.251	68.813	1
UNIONBAI	UB	30.56	36.651	32.764	31.747	30.46	1
UNIONBAI	UBCD	14.615	35.93	25.59	32.585	74.393	1
UNIROYAL	UTCIQ	0	0	0	@NA	@NA	0
UNISOUR(	UNS	4.58	18.586	21.973	50.506	43.486	1
UNISYS C	UIS	0	0	0	0	0	0
UNIT COR	UNT	0	0	0	0	0	0

UNITED AI	UAL1	24.855	86.517	-7.099	-0.09	0	0
UNITED AI	INDM	@NA	@NA	0	0	0	0
UNITED AI	3UAMA	@NA	0	0	0	0	0
UNITED AI	UAHC	0	0	0	0	0	0
UNITED AI	UAG	0	0	0	0	4.806	0
UNITED B/	UBCP	46.962	59.915	57.874	51.18	47.211	1
UNITED B/	UBOH	29.416	66.869	43.977	61.977	43.511	1
UNITED B/	UBSI	50.346	59.831	47.625	45.414	53.359	1
UNITED BI	UNEWY	-64.909	6.115	-64.256	-10.126	-73.914	0
UNITED C/	AFP	0	0	0	0	83.298	0
UNITED C	UCBI	@NA	24.658	15.633	16.336	18.065	0
UNITED C	UCFC	97.114	87.317	62.44	46.289	41.103	1
UNITED C	3UCPJ	@NA	0	0	0	0	0
UNITED C	0469B	@NA	@NA	@NA	0	137.507	0
UNITED DI	UDI	0	601.162	1,031.10	0	0	0
UNITED D	UDR	199.354	263.557	355.914	525.263	2,245.69	1
UNITED EI	3UNRG	@NA	@NA	0	0	0	0
UNITED FI	UBMT	70.96	85.529	66.4	54.315	56.986	1
UNITED FI	UFM	@NA	0	0	0	0	0
UNITED FI	UFCS	44.54	45.946	29.988	41.293	15.059	1
UNITED HI	UHCP	0	0	0	0	0	0
UNITED IN	UIC	78.222	63.684	32.07	101.242	35.185	1
UNITED IN	0311B	@NA	0	0	0	0	0
UNITED LE	UTDL	0	0	0	0	0	0
UNITED M	3UMCI	0	0	0	0	0	0
UNITED M	UMH	100	100	100	100	87.585	1
UNITED N/	UNFI	0	0	0	0	0	0
UNITED O	UNTD	0	0	0	0	0	0
UNITED O	UOVEY	@NA	@NA	12.896	38.893	0	0
UNITED P/	UPFC	0	0	0	0	0	0
UNITED P/	UPS	76.104	26.789	35.299	26.091	35.783	1
UNITED RI	9802B	0	0	0	-8.54	0	0
UNITED RI	URI	0	0	0	0	0	0
UNITED RI	URGI	0	0	0	0	0	0
UNITED SI	USBI	36.667	48.466	52.394	42.354	37.757	1
UNITED SI	UBFO	31.079	@NA	40.804	38.516	41.383	0
UNITED S	9352B	0	0	0	0	0	0
UNITED S	X	209.524	-306.897	-22.477	0	-0.005	0
UNITED S	USTR	0	0	0	0	0	0
UNITED SI	USPI	0	0	0	0	0	0
UNITED S	3USTI	0	0	0	0	0	0
UNITED TE	UTX	43.688	21.791	22.181	20.943	22.807	1
UNITED TE	FON6	103.282	102.139	115.333	87.904	@NA	0
UNITED TE	UTBI	799.865	51.746	37.354	22.588	20.937	1
UNITED TI	UTHR	0	0	0	0	0	0
UNITED TI	3UTGI	0	0	0	0	0	0
UNITED U	UU	54.323	59.808	98.453	95.32	87.341	1
UNITED-G	UG	28.129	23.673	25.754	34.318	29.826	1
UNITEDGL	UCOMA	0	0	0	0	0	0
UNITEDHE	UNH	1.056	0.679	0.986	0.666	0.493	1
UNITIL CO	UTL	78.849	93.686	137.191	112.185	88.228	1

UNITRIN II	UTR	50.597	113.297	28.354	-1,370.73	90.777	0
UNITRONI	UTRX	0	0	0	0	0	0
UNITY BAI	UNTY	-25.281	0	0	0	7.048	0
UNIVEC IN	3UNVCE	0	0	0	0	0	0
UNIVERCE	3UVCL	0	0	0	0	0	0
UNIVERSA	UAXSQ	0	0	0	0	0	0
UNIVERSA	UHCO	0	0	0	0	0	0
UNIVERSA	UVSL	0	0	0	0	0	0
UNIVERSA	3UCSY	@NA	0	0	0	0	0
UNIVERSA	UCO	0	0	0	0	0	0
UNIVERSA	0312B	0	0	0	0	0	0
UNIVERSA	UVV	30.56	31.788	30.203	33.166	28.798	1
UNIVERSA	3UDTT	0	0	0	0	0	0
UNIVERSA	PANL	0	0	0	0	0	0
UNIVERSA	UEIC	0	0	0	0	0	0
UNIVERSA	3USXP	@NA	@NA	0	0	0	0
UNIVERSA	3UFBV	@NA	0	0	0	0	0
UNIVERSA	UFPI	4.894	5.273	5.078	4.381	4.21	1
UNIVERSA	UHT	116.054	101.679	112.175	103.778	94.002	1
UNIVERSA	UHS	0	0	0	0	0	0
UNIVERSA	3UHMG	@NA	@NA	@NA	0	0	0
UNIVERSA	0574B	0	0	0	0	0	0
UNIVERSA	3UVIH	0	0	0	0	0	0
UNIVERSA	UUU	0	0	0	0	0	0
UNIVERSA	UTI	@NA	@NA	@NA	0	20.586	0
UNIVERSA	UACL	@NA	@NA	@NA	80.958	52.179	0
UNIVERSE	3UTOUE	0	0	0	@NA	@NA	0
UNIVERSI	UNIB	0	0	0	0	0	0
UNIVEST (	UVSP	30.132	31.243	30.416	30.105	29.599	1
UNIVISION	UVN	0	0	0	0	0	0
UNIZAN FI	UNIZ	35.915	33.329	@NA	43.184	50.454	0
UNOCAL (	UCL	171.681	26.833	32.554	60	29.296	1
UNOVA IN	UNA	0	0	0	0	0	0
UNUMPRC	UNM	-75.834	25.186	24.498	34.974	-37.075	0
UNVL STA	USAP	0	0	0	0	0	0
UPM-KYMI	UPM	29.074	40.849	38.848	70.545	105.978	1
UQM TECI	UQM	0	0	0	0	0	0
URALSVY/	UVYZY	0	0	0	12.816	18.401	0
URANIUM	3URIX	0	0	0	0	0	0
URANIUM	URSG	@NA	0	0	0	0	0
URBAN OU	URBN	0	0	0	0	0	0
UROLOGI	ULGX	0	0	0	0	0	0
UROPLAS	3UPST	0	0	0	0	0	0
URS CORI	URS	0	0	0	0	0	0
URSTADT	UBA	123.631	141.713	83.463	92.743	117.774	1
US 1 INDU	3USOO	0	0	0	0	0	0
US AIRWA	3UAIRQ	0	0	0	0	0	0
US CELLU	USM	0	0	0	0	0	0
US DATAV	UDW	0	0	0	0	0	0
US GLOBA	3USGA	0	0	0	0	0	0
US LEC C(	CLEC	0	0	0	0	0	0

US MEDS\	3UMSY	@NA	@NA	@NA	@NA	0	0
US REALT	YYLRA	0	1,875.47	0	0	574.627	0
US SHIPPI	USS	@NA	@NA	@NA	@NA	0	0
US TIMBEI	0309B	@NA	-667.251	-18.1	0	0	0
US UNWIF	UNWR	0	0	0	0	0	0
US WIREL	USWE	0	0	0	0	0	0
US XPRES	XPRSA	0	0	0	0	0	0
USA BIOM	USBCQ	0	@NA	0	0	@NA	0
USA MOBI	USMO	0	0	0	0	0	0
USA TECH	3USTT	@NA	@NA	0	0	0	0
USA TRUC	USAK	0	0	0	0	0	0
USA VIDE(	3USVO	@NA	@NA	0	0	0	0
USANA HE	USNA	0	0	0	0	0	0
USEC INC	USU	744.029	852.809	56.505	275.309	422.43	1
USF CORF	USFC	9.469	10.114	25.641	30.212	23.079	1
USG CORI	USG	0	0	6.25	0	0	0
USHEALTI	3USHE	0	0	0	0	0	0
USI HOLDI	USIH	@NA	@NA	0	0	0	0
USINTERN	USIXQ	0	0	@NA	@NA	@NA	0
USIP COM	3USPO	@NA	@NA	0	0	0	0
USN CORI	USNR	0	0	0	0	@NA	0
UST INC	UST	62.214	64.951	61.692	-119.436	104.453	0
USTMAN T	3USTX	0	@NC	@NC	@NC	@NC	0
USURF AM	3USUR	0	0	0	0	0	0
UTAH MEI	UTMD	0	0	0	0	0	0
UTD ARTIS	8464B	0	0	0	0	0	0
UTD MICR	UMC	0	0	0	0	0	0
UTEK COF	UTK	@NA	@NA	@NA	0	0	0
UTI WORL	UTIW	14.607	12.089	10.053	6.585	6.453	1
UTILITIES	UTH	@NA	@NA	@NA	@NA	@NA	0
UTSTARC(	UTSI	-38.854	0	0	0	0	0
V-ONE CO	VNECQ	0	0	0	0	0	0
V3 SEMIC(	VVVIQ	0	0	@NA	@NA	@NA	0
VA SOFTW	LNUX	0	0	0	0	0	0
VAALCO E	EGY	0	0	0	0	0	0
VAIL BANK	VAIL	0	15.048	17.876	22.733	199.72	0
VAIL RESC	MTN	0	0	0	0	0	0
VALASSIS	VCI	0	0	0	0	0	0
VALEANT	VRX	17.717	24.265	35.331	30.767	-39.909	0
VALENCE	VLNC	0	0	0	0	0	0
VALENTIS	VLTS	0	0	0	0	0	0
VALEO SA	3VLEEY	@NA	33.696	-18.951	42.963	44.751	0
VALERA P	VLRX	@NA	@NA	@NA	@NA	@NA	0
VALERO E	VLO	125.506	4.194	3.673	46.23	7.793	1
VALERO L	VLI	@NA	0	47.023	95.829	94.716	0
VALHI INC	VHI	48.809	31.558	29.85	2,253.19	76.596	1
VALLEY B	VLLY	@NA	@NA	@NA	0	0	0
VALLEY F(	VLFG	0	0	0	0	0	0
VALLEY M	3VMIQE	0	0	@NA	@NA	@NA	0
VALLEY N	VLY	56.449	58.104	59.835	53.396	54.506	1
VALLEY N	VLG	0	0	0	0	0	0

VALMONT	VMI	23.719	19.895	23.913	20.37	29.176	1
VALOR CC	VCG	@NA	@NA	@NA	0	0	0
VALPEY-F	VPF	0	17.856	0	0	0	0
VALSPAR	VAL	24.086	25.657	48.264	23.278	26.883	1
VALUE LIN	VALU	29.613	41.422	49.102	49.927	907.415	1
VALUECLI	VCLK	0	0	0	0	0	0
VALUEVIS	VVTV	0	0	0	0	0	0
VAN DER I	VDM	0.566	0.551	62.8	35.611	-171.701	0
VAN KAMF	VOQ	@NA	@NA	@NA	@NA	@NA	0
VAN KAMF	VPQ	@NA	@NA	@NA	@NA	@NA	0
VAN KAMF	VKI	@NA	@NA	@NA	@NA	@NA	0
VAN KAMF	VKA	@NA	@NA	@NA	@NA	@NA	0
VAN KAMF	VAP	@NA	@NA	@NA	@NA	@NA	0
VAN KAMF	VVR	@NA	@NA	@NA	@NA	@NA	0
VAN KAMF	VTN	@NA	@NA	@NA	@NA	@NA	0
VAN KAMF	VTP	@NA	@NA	@NA	@NA	@NA	0
VAN KAMF	VBF	@NA	@NA	@NA	@NA	@NA	0
VAN KAMF	VKC	@NA	@NA	@NA	@NA	@NA	0
VAN KAMF	VQC	@NA	@NA	@NA	@NA	@NA	0
VAN KAMF	VCV	@NA	@NA	@NA	@NA	@NA	0
VAN KAMF	VFM	@NA	@NA	@NA	@NA	@NA	0
VAN KAMF	VIT	@NA	@NA	@NA	@NA	@NA	0
VAN KAMF	VLT	@NA	@NA	@NA	@NA	@NA	0
VAN KAMF	VIN	@NA	@NA	@NA	@NA	@NA	0
VAN KAMF	VIG	@NA	@NA	@NA	@NA	@NA	0
VAN KAMF	VMV	@NA	@NA	@NA	@NA	@NA	0
VAN KAMF	VMT	@NA	@NA	@NA	@NA	@NA	0
VAN KAMF	VOT	@NA	@NA	@NA	@NA	@NA	0
VAN KAMF	VMO	@NA	@NA	@NA	@NA	@NA	0
VAN KAMF	VKQ	@NA	@NA	@NA	@NA	@NA	0
VAN KAMF	VNM	@NA	@NA	@NA	@NA	@NA	0
VAN KAMF	VNV	@NA	@NA	@NA	@NA	@NA	0
VAN KAMF	VOV	@NA	@NA	@NA	@NA	@NA	0
VAN KAMF	VPV	@NA	@NA	@NA	@NA	@NA	0
VAN KAMF	VKL	@NA	@NA	@NA	@NA	@NA	0
VAN KAMF	VKS	@NA	@NA	@NA	@NA	@NA	0
VAN KAMF	VIM	@NA	@NA	@NA	@NA	@NA	0
VAN KAMF	VTF	@NA	@NA	@NA	@NA	@NA	0
VAN KAMF	VIC	@NA	@NA	@NA	@NA	@NA	0
VAN KAMF	VGM	@NA	@NA	@NA	@NA	@NA	0
VAN KAMF	VTJ	@NA	@NA	@NA	@NA	@NA	0
VAN KAMF	VKV	@NA	@NA	@NA	@NA	@NA	0
VANGUAR	VGDAQ	0	0	0	@NA	@NA	0
VANGUAR	VXF	@NA	@NA	@NA	@NA	@NA	0
VANGUAR	0313B	@NA	@NA	@NA	0	0	0
VANGUAR	VBR	@NA	@NA	@NA	@NA	@NA	0
VANGUAR	VTI	@NA	@NA	@NA	@NA	@NA	0
VANTAGE	3VMDC	0	0	0	0	0	0
VARCO IN	VRC	0	0	0	0	0	0
VARIAN IN	VARI	0	0	0	0	0	0
VARIAN M	VAR	36.396	0	0	0	0	0

VARIAN SI	VSEA	0	0	0	0	0	0
VARSITY (	VSTY	0	0	0	0	0	0
VARTECH	VRTK	0	0	0	0	0	0
VASCO DA	VDSI	0	0	0	0	-3.261	0
VASCULAI	VASC	0	0	0	0	0	0
VASO ACT	VAPH	@NA	@NA	@NA	0	0	0
VASOGEN	VSGN	0	0	0	0	0	0
VASOMED	VASO	0	0	0	0	0	0
VASTERA	VAST	0	0	0	0	0	0
VAXGEN II	VXGN	0	0	0	0	0	0
VCA ANTE	WOOF	0	0	0	0	0	0
VCAMPUS	VCMP	0	0	0	0	0	0
VCG HOLI	PTT	@NA	@NA	@NA	0	0	0
VECTOR (	VGR	5.907	18.139	220.524	-171.344	-384.35	0
VECTREN	VVC	66.837	83.255	103.116	63.421	71.223	1
VECTREN	AVU	@NA	@NA	138.675	71.782	91.121	0
VEECO IN	VECO	0	0	0	0	0	0
VELCRO II	VELCF	19.579	0	33.924	20.258	0	0
VELOCITY	VEXP	0	0	0	0	0	0
VENDINGI	VNX	@NA	@NA	@NA	0	0	0
VENTANA	VMSI	0	0	0	0	0	0
VENTAS IN	VTR	0	0	122.053	124.447	88.143	0
VENTIV HI	VTIV	0	0	0	0	0	0
VENTURE	3VCAT	0	0	0	0	0	0
VENTURE	0328B	@NA	0	0	@NA	@NA	0
VENUS EX	VENX	0	0	0	@NA	@NA	0
VEOLIA EN	VE	0	6.392	@NA	@NA	@NA	0
VERADO H	VRDOQ	0	0	@NA	@NA	@NA	0
VERAMAR	3VERA	0	0	0	0	0	0
VERI-TEK	VCC	@NA	@NA	@NA	2,169.39	117.746	0
VERIDICO	3VRDI	0	0	0	0	0	0
VERIDIUM	3VRDM	0	0	0	0	0	0
VERIFONE	PAY	@NA	@NA	@NA	@NA	0	0
VERILINK	VRLK	0	0	0	0	0	0
VERINT S	VRNT	@NA	0	0	0	0	0
VERISIGN	VRSN	0	0	0	0	0	0
VERISITY	VRST	0	0	0	0	0	0
VERITAS I	VTS	0	0	0	0	0	0
VERITAS S	VRTS	0	0	0	0	0	0
VERITEC I	3VRTC	0	0	0	0	0	0
VERITY IN	VRTY	0	0	0	0	0	0
VERIZON (	VZ	56.82	40.889	707.797	91.798	121.117	1
VERIZON I	VZ12	@NA	@NA	@NA	@NA	@NA	0
VERIZON I	VZ13	@NA	136.795	77.757	129.412	@NA	0
VERIZON I	VZ4	73.904	75.02	108.665	124.674	217.723	1
VERIZON I	VZ1	69.967	77.04	98.457	118.784	519.436	1
VERIZON I	VZ15	@NA	99.494	66.74	25.204	@NA	0
VERIZON I	VZ2	45.345	56.288	130.841	89.93	@NA	0
VERIZON I	VZ5	59.326	84.619	79.886	125.538	329.187	1
VERIZON I	VZ8	137.02	53.443	139.511	206.56	-281.269	0
VERIZON I	VZ18	0	0	0	0	0	0

VERIZON S	VZ17	@NA	@NA	81.081	@NA	@NA	0
VERMONT	VPS	0	0	0	0	0	0
VERMONT	BEAR	0	0	0	0	0	0
VERMONT	3009B	111.065	94.015	102.386	@NA	@NA	0
VERNALIS	VNLS	0	0	0	0	@NA	0
VERSANT	VSNT	0	0	0	0	0	0
VERSAR II	VSR	0	0	0	0	0	0
VERSATA	VATA	0	0	0	0	0	0
VERSO TE	VRSO	0	0	0	0	0	0
VERSUS T	VSTI	0	0	0	0	0	0
VERTEL C	VRTL	0	0	0	0	@NA	0
VERTEX A	VRT	@NA	@NA	@NA	@NA	@NA	0
VERTEX P	VRTX	0	0	0	0	0	0
VERTICAL	3VHSL	@NA	@NA	@NA	0	0	0
VERTICAL	VERT	0	0	0	0	0	0
VERTRUE	VTRU	0	0	0	0	0	0
VESTA INS	VTA	2.777	6.785	-77.199	-39.817	-3.468	0
VESTAUR	VES	@NA	@NA	@NA	@NA	@NA	0
VESTIN GI	VSTN	0	0	0	67.046	-10.472	0
VF CORP	VFC	27.999	38.631	78.429	29.788	27.552	1
VFINANCE	3VFIN	0	0	0	0	0	0
VI GROUP	GVIPY	@NA	@NA	0	0	0	0
VI TECHN	VITX	0	0	0	0	0	0
VIA NET.W	VNWI	0	0	0	0	0	0
VIACELL II	VIAC	@NA	@NA	@NA	0	0	0
VIACOM IN	VIA.B	0	0	0	0	14.56	0
VIAD COR	VVI	@NA	@NA	@NA	@NA	@NA	0
VIALTA IN	3VLTA	@NA	0	0	0	0	0
VIANET TE	VNTK	0	0	0	0	@NA	0
VIASAT IN	VSAT	0	0	0	0	0	0
VIASOUR	VVVVQ	0	0	@NA	@NA	@NA	0
VIASYS HE	VAS	0	0	0	0	0	0
VICAL INC	VICL	0	0	0	0	0	0
VICON FIB	VFOX	0	0	0	0	@NA	0
VICON IND	VII	0	0	0	0	0	0
VICOR CO	VICR	0	0	0	0	0	0
VICTORIA	VIIN	@NA	0	0	0	@NA	0
VICURON	MICU	0	0	0	0	0	0
VIDEO CIT	VDCY	0	0	0	0	@NA	0
VIDEO DIS	VIDE	0	0	0	0	7.741	0
VIDEOLO	3VCTY	0	0	0	0	0	0
VIDESH S	VSL	280.443	4.863	374.139	2,269.43	-4,106.78	0
VIE FINAN	VIFI	0	0	0	0	0	0
VIEWCAST	3VCST	0	0	0	0	0	0
VIEWPOIN	VWPT	0	0	0	0	0	0
VIGNETTE	VIGN	0	0	0	0	0	0
VIISAGE T	VISGE	0	0	0	0	0	0
VILLAGE E	3VEDO	@NA	0	0	0	0	0
VILLAGE S	VLGEA	0	0	0	0	2.901	0
VIMPEL C	VIP	0	0	0	0	0	0
VINA CON	VCO	34.988	37	40.989	13.933	17.724	1

VINEYARD	VNBC	0	0	0	0	2.026	0
VINOBLE I	3VNBL	@NA	0	0	@NA	0	0
VINTAGE I	VPI	0	4.445	6.376	-9.321	-4.334	0
VION PHA	VION	0	0	0	0	0	0
VIOQUEST	3VQPH	0	0	0	0	0	0
VIPER MO	BIK	@NA	@NA	@NA	@NA	@NA	0
VIRAGE L	VIRL	0	0	0	0	0	0
VIRAGEN	VRA	0	0	0	0	0	0
VIRAGEN	3VGNI	0	0	0	0	0	0
VIRAL GE	3VRAL	0	0	0	0	0	0
VIRBAC C	VBAC	0	0	0	0	0	0
VIRCO MA	VIR	7.869	20.079	384.146	359.574	-2.386	0
VIRGIN EX	3VIRGY	0	0	0	0	0	0
VIRGINIA	VCBI	0.139	0.092	0.064	0.078	0	0
VIRGINIA I	D1	85.491	78.161	@NA	@NA	@NA	0
VIRGINIA I	VFGI	46.795	43.689	55.211	42.651	39.809	1
VIROLOGI	VLGC	0	0	0	0	0	0
VIROPHAF	VPHM	0	0	0	0	0	0
VIRTGAME	3VGTI	@NA	0	0	0	0	0
VIRTRA S	3VTSI	0	0	0	0	0	0
VIRYANET	VRYA	0	0	0	0	0	0
VISCOUNT	3VSYS	@NA	0	0	0	0	0
VISEON IN	3VSNI	0	0	0	0	0	0
VISHAY IN	VSH	0	0	0	0	0	0
VISION-SC	VSCI	0	0	0	0	0	0
VISKASE	3VCIC	0	0	0	0	@NA	0
VISTA GO	VGZ	0	0	0	0	0	0
VISTACAR	VSTA	@NA	0	0	0	0	0
VISTEON	VC	@NA	5.926	-26.271	-35.632	-2.473	0
VISUAL BI	3VBIB	@NA	0	0	0	0	0
VISUAL NE	VNWK	0	0	0	0	0	0
VISUALME	3VMCS	@NA	@NA	0	0	0	0
VISX INC/I	EYE	0	0	0	0	0	0
VITA FOO	VSF	0	0	0	0	0	0
VITACUBE	PRH	@NA	@NA	@NA	@NA	0	0
VITAL IMA	VTAL	0	0	0	0	0	0
VITAL LIVI	3VTLV	@NA	@NA	0	0	0	0
VITAL SIG	VITL	11.011	14.291	19.539	7.811	12.955	1
VITALSTA	3VTST	0	0	@CF	0	0	0
VITALSTR	3VSTH	0	0	0	0	0	0
VITECH A	VTCHQ	0	0	@NA	@NA	@NA	0
VITESSE S	VTSS	0	0	0	0	0	0
VITRAN C	VTNC	7.368	7.305	9.337	0	0	0
VITRIA TE	VITR	0	0	0	0	0	0
VITRO DIA	3VODG	0	0	0	0	0	0
VITRO SO	VTO	31,052.83	91.151	227.415	-30.225	-19.474	0
VIVA INTE	3VIVI	@NA	0	0	0	0	0
VIVENDI U	V	36.059	24.606	-8.848	-5.626	0	0
VIVID LEA	0563B	@NA	@NA	@NA	@NA	@NA	0
VIVUS INC	VVUS	0	0	0	0	0	0
VL DISSO	VLDS	0	0	0	0	@NA	0

VNU NV -/	VNUVY	@NA	@NA	@NA	9.456	12.292	0
VNUS MEI	VNUS	@NA	@NA	@NA	0	0	0
VOCALTE(	VOCL	0	0	0	0	0	0
VODAFON	VOD	127.31	-9.085	-6.345	-11.753	-15.286	0
VODAVI TI	VTEK	0	0	0	0	0	0
VOICEFLA	VFNX	0	0	0	0	@NA	0
VOLKSWA	VLKAY	@NA	@NA	15.952	19.698	49.224	0
VOLT INF(	VOL	0	0	0	0	0	0
VOLTERR/	VLTR	@NA	@NA	@NA	0	0	0
VOLUME S	0339B	@NA	0	0	0	@NA	0
VOLVO AE	VOLVY	8.227	65.64	-228.767	240.919	1,126.17	0
VORNADC	VNO	90.621	85.879	87.679	131.082	77	1
VOTORAN	VCP	@NA	25.862	26.25	0	18.261	0
VOXWARE	3VOXW	0	0	0	0	0	0
VOYAGER	3VEII	@NA	@NA	0	0	0	0
VPGI COR	3VPGI	0	0	0	0	0	0
VSE CORF	VSEC	19.817	24.549	40	53.681	17.404	1
VSI LIQUIE	VALE	79.17	-6,976.47	-613.178	-578.659	0	0
VSOURCE	3VSCE	0	0	0	0	0	0
VUBOTICS	VBTC	0	0	0	0	@NA	0
VULCAN II	VUL	56.013	50.568	31.043	38.184	8.131	1
VULCAN M	VMC	32.846	38.548	40.902	50.093	44.564	1
VYREX CC	3VYRX	0	0	0	@CF	0	0
VYYO INC	VYYO	0	0	0	0	0	0
W HOLDIN	WHI	28.171	21.416	19.993	19.456	19.976	1
W P CARE	WPC	125.582	-575.792	164.148	131.461	102.035	0
W&T OFFS	WTI	@NA	@NA	@NA	677.55	31.769	0
W-H ENER	WHQ	0	0	0	0	0	0
W-W CAPI	3WWCLE	0	0	0	0	0	0
W3 GROU	3WWWT	0	0	0	0	@IF	0
WABASH I	WNC	9.531	-42.586	-0.886	0	0	0
WABTEC (	WAB	2.599	6.675	12.04	10.324	7.869	1
WACCAM/	WBNK	@NA	@NA	0	0	0	0
WACHOVI.	WB	56.481	1,613.68	64.219	38.371	39.25	1
WACOAL (	WACLY	28.688	20.895	40.939	69.46	68.158	1
WADDELL	WDR	39.09	21.255	26.641	56.933	85.803	1
WAINWRI(	WAIN	8.811	11.142	11.737	10.312	16.746	1
WAKE FOI	3WAKE	@NA	41.848	48.464	52.178	29.713	0
WAL MAR	3WMMBY	0	0	49.356	23.852	30.728	0
WAL-MAR	WMT	15.964	16.998	18.723	16.519	17.707	1
WALGREE	WAG	20.846	17.518	16.091	14.56	13.575	1
WALKER F	3WLKF	0	0	0	0	0	0
WALTER II	WLT	-4.166	@NA	13.535	0	0	0
WANNIGA	WGAN	@NA	0	0	0	@NA	0
WAREFOF	3WFRC	0	0	@NA	@NA	@NA	0
WARNACC	WRNC	20.708	-3.914	0	0	0	0
WARNER I	WMG	@NA	@NA	@NA	@NA	@NA	0
WARP TE(	3WARP	@NA	@NA	0	@NA	0	0
WARRANT	3WTEC	0	0	0	0	0	0
WARREN I	WRES	@NA	@NA	@NA	0	0	0
WARWICK	WWVYE	43.837	40.146	40.625	38.576	48.141	1

WASHING	WBCO	28.231	29.013	22.689	20.367	21.837	1
WASHING	WFSL	43.058	48.553	47.539	39.862	41.382	1
WASHING	WGL1	@NA	68.923	70.6	129.955	56.638	0
WASHING	WGII	0	0	0	0	0	0
WASHING	WM1	19.865	31.69	71.166	274.296	@NA	0
WASHING	WM	31.403	32.965	28.404	26.24	33.588	1
WASHING	WPO	23.295	37.652	23.236	24.716	23.02	1
WASHING	WRE	93.318	97.377	94.906	113.045	130.561	1
WASHING	WSB	42.913	32.24	13.724	11.019	12.233	1
WASHING	WASH	43.687	50.193	48.871	42.693	43.059	1
WASHTEN	TWH	@NA	@NA	43.401	51.62	54.213	0
WASTE C	WCN	4.981	0	0	0	0	0
WASTE IN	WWIN	0	0	0	0	12.115	0
WASTE M	WMI	-1.568	-6.186	1.193	0.729	0.834	0
WASTE SE	WSII	0	0	0	0	0	0
WASTE TE	3WTEK	0	0	0	0	0	0
WATCHGU	WGRD	0	0	0	0	0	0
WATER CI	3WTER	0	0	0	0	0	0
WATER PI	PIK	0	0	0	0	0	0
WATERFC	9871B	496.336	9,724.48	26.464	142.108	1,229.09	1
WATERFC	WATFZ	@NA	33.776	-55.398	838.889	0	0
WATERLIN	WLKNQ	0	0	0	0	0	0
WATERS (	WAT	0	0	0	0	0	0
WATERS I	WTRS	5.765	7.168	8.324	5.846	14.918	1
WATERSIE	WSCC	@NA	@NA	@NA	@NA	@NA	0
WATSCO I	WSO	9.667	14.319	13.51	8.319	14.913	1
WATSON I	WPI	0	0	0	0	0	0
WATSON \	WW	0	0	0	0	0	0
WATTS W	WTS	32.023	22.8	24.183	19.895	18.806	1
WAUSAU-I	WPP	39.131	2,443.04	196.544	75.958	110.477	1
WAVE SYS	WAVX	0	0	0	0	0	0
WAVECON	WVCM	0	0	0	0	0	0
WAVERIDI	3WAVR	0	0	0	0	0	0
WAXMAN	WXMN	0	0	0	0	0	0
WAYCOOL	0333B	@NA	@NA	@NA	@NA	@NA	0
WAYNE S	WAYN	70.504	72.416	46.736	38.348	66.827	1
WCA WAS	WCAA	@NA	@NA	@NA	@NA	254.566	0
WCI COMI	WCI	@NA	0	0	0	0	0
WD-40 CO	WDFC	90.474	96.298	108.352	63.442	46.339	1
WEATHER	WFT	0	0	0	0	0	0
WEB PRES	WEBP	0	0	0	0	0	0
WEBB INT	3WEBB	0	0	0	0	0	0
WEBCO IN	WEBO	0	0	0	0	0	0
WEBEX C	WEBX	0	0	0	0	0	0
WEBFINAI	WEFN	0	0	0	0	0	0
WEBMD C	HLTH	0	0	0	0	0	0
WEBMETH	WEBM	0	0	0	0	0	0
WEBSENS	WBSN	0	0	0	0	0	0
WEBSIDES	WSSI	@NA	@NA	@NA	0	0	0
WEBSTER	WCFB	60.08	49.039	52.269	50.87	67.481	1
WEBSTER	WBS	18.387	24.216	24.122	22.163	22.923	1

WEBVAN (	WBVNQ	0	0	@NA	@NA	@NA	0
WEGENEF	WGNR	0	0	0	0	0	0
WEIDER N	WNI	350.792	1,844.08	-39.157	0	0	0
WEIGHT W	WTW	0	@NA	0	0	0	0
WEINGAR	WRI	98.797	136.253	116.291	127.02	135.044	1
WEIRTON	WRTLQ	0	0	0	0	0	0
WEIS MAF	WMK	53.36	59.861	74.322	49.666	54.802	1
WELLCAR	WCG	@NA	@NA	@NA	0	0	0
WELLCHO	WC	@NA	@NA	0	0	0	0
WELLCO E	WLC	-27.838	40.928	40.33	69.107	45.1	0
WELLMAN	WLM	-121.862	40.955	136.619	43.439	-10.749	0
WELLPOIN	WLP	0	0	0	0	0	0
WELLPOIN	WLP.R	@NA	@NA	@NA	@NA	@NA	0
WELLS FA	WFC	34.833	39.137	50.161	32.825	40.765	1
WELLS FA	WSF	@NA	@NA	@NA	@NA	@NA	0
WELLS FA	JWF	@NA	@NA	@NA	@NA	@NA	0
WELLS FA	WPK	@NA	@NA	@NA	@NA	@NA	0
WELLS FIN	WEFP	47.812	43.739	21.973	25.299	25.565	1
WELLS-GA	WGA	0	0	0	0	0	0
WELLSFO	WRP	0	0	0	0	0	0
WENDY'S	WEN	17.592	16.219	13.852	12.376	11.577	1
WERNER I	WERN	7.894	9.797	9.938	8.279	9.743	1
WERNER I	0314B	@NA	0	0	0	0	0
WESBANC	WSBC	64.809	62.743	57.296	56.286	53.136	1
WESCAST	WCST	6.853	9.417	9.403	10.453	76.008	1
WESCO FI	WSC	15.516	0.942	17.076	17.559	12.768	1
WESCO IN	WCC	0	0	0	0	0	0
WEST BAN	WTBA	@NA	@NA	@NA	60.802	59.475	0
WEST CO/	WCBO	20.569	35.861	30.251	25.814	24.893	1
WEST COI	WSTC	0	0	0	0	0	0
WEST MAI	WMAR	0	0	0	0	0	0
WEST PEN	AYE3	61.621	0	98.915	43.029	47.744	0
WEST PH/	WST	25.581	618.75	54.082	87.5	37.304	1
WESTAFF	WSTF	0	65.404	0	0	0	0
WESTAIM	WEDX	0	0	0	0	0	0
WESTAME	WABC	33.62	33.835	34.495	34.729	34.645	1
WESTAR E	WR	-34,928.16	108.649	-132.777	-52.324	33.036	0
WESTBAN	WBKC	39.669	44.799	41.591	30.771	34.853	1
WESTCOA	WEH	0	0	0	0	0	0
WESTCON	WCON	@NA	@NA	@NA	@NA	@NA	0
WESTCOF	WES	10.494	12.141	26.943	22.632	17.481	1
WESTELL	WSTL	0	0	0	0	0	0
WESTERN	WIA	@NA	@NA	@NA	@NA	@NA	0
WESTERN	WEA	@NA	@NA	@NA	@NA	@NA	0
WESTERN	WIW	@NA	@NA	@NA	@NA	@NA	0
WESTERN	WDC	0	0	0	0	0	0
WESTERN	WGR	-24.289	13.602	7.723	15.953	7.947	0
WESTERN	NU3	0	36.963	151.057	42.484	135.77	0
WESTERN	3WMGC	@NC	0	0	0	0	0
WESTERN	3WPEC	0	0	0	0	0	0
WESTERN	WSBA	0	4.222	0	0	0	0

WESTERN	3WSRME	0	0	0	0	0	0
WESTERN	WTZ	@NA	@NA	0	0	0	0
WESTERN	3WSZZ	0	0	0	-17.379	56.132	0
WESTERN	WSTD	0	0	0	0	0	0
WESTERN	WTTN	0	0	0	@NC	@NC	0
WESTERN	WWTR	0	0	0	0	0	0
WESTERN	WWCA	0	0	0	0	0	0
WESTFIEL	WFD	0	0	0	39.268	57.875	0
WESTLAK	WLK	@NA	@NA	@NA	0	0	0
WESTLAN	2461B	62.296	34.434	-252.261	27.252	5.813	0
WESTMOF	WLB	0	0	0	0	0	0
WESTPAC	WBK	59.807	60.586	59.719	59.048	63.805	1
WESTPOIN	WSPTQ	3.222	-163.091	-7.368	0	0	0
WESTWO(	TWDG	0	0	0	0	0	0
WESTWO(	WHG	@NA	0	0	4.145	133.456	0
WESTWO(	WON	0	0	0	0	0	0
WET SEAL	WTSLA	0	0	0	0	0	0
WEYCO G	WEYS	15.111	16.532	18.914	14.544	12.6	1
WEYERHA	WY	52.11	43.214	99.153	146.473	123.264	1
WEYERHA	WY.F	52.11	43.214	99.153	146.473	123.264	1
WFS FINA	WFSI	0	0	0	0	0	0
WGL HOLI	WGL	83.518	68.923	72.334	157.348	55.27	1
WGNB CO	WGNB	36.389	33.424	35.602	35.113	38.31	1
WH INTER	HLF1	@NA	@NA	@NA	15.545	0	0
WHEATON	WHT	@NA	0	0	0	0	0
WHEELIN(	0219B	0	0	0	0	77.963	0
WHEELIN(	WPSC	@NA	@NA	0	0	0	0
WHEELIN(	AEP7	74.434	75.442	@NA	@NA	@NA	0
WHEREHC	WHENQ	0	0	0	@NA	@NA	0
WHIRLPO(	WHR	29.683	26.158	264.706	34.733	29.71	1
WHITE EL	WEDC	0	0	0	0	0	0
WHITE HC	WHBK	@NA	@NA	@NA	@NA	@NA	0
WHITE MT	WTM	8.118	2.269	-1.023	13.518	3.592	0
WHITEHAI	JWL	0	0	0	0	0	0
WHITEMA	3WTMK	0	-34.503	0	0	0	0
WHITEWIN	WWLI	0	0	0	0	0	0
WHITING F	WLL	@NA	@NA	0	0	0	0
WHITNEY	WTNY	48.502	49.042	53.544	46.504	50.316	1
WHITNEY	3RUSS	0	0	0	0	0	0
WHOLE F(	WFMI	0	0	0	0	0	0
WHOLE LI	3WLIV	0	0	0	0	0	0
WHX COR	WHXCQ	0	0	0	0	0	0
WI-FI TV IN	WFTV	0	0	0	0	@NA	0
WICKES IN	WIKSQ	0	0	0	0	@NA	0
WIDECOM	WIDE	0	0	0	0	@NA	0
WIDEPOIN	3WDPT	0	0	0	0	0	0
WILBER C	GIW	@NA	@NA	@NA	49.895	47.159	0
WILD OAT	OATS	0	0	0	0	0	0
WILEY (JC	JW.A	16.431	16.508	19.218	14.144	18.314	1
WILLAMET	WVVI	0	0	0	0	0	0
WILLBROS	WG	0	0	0	0	0	0

WILLIAM L	WLS	0	0	0	0	0	0
WILLIAMS	WTU	99.617	100.037	100.041	99.722	100.157	1
WILLIAMS	3WMCO	0	0	0	0	0	0
WILLIAMS	WMB	164.088	30.44	40.819	-36.646	-145.455	0
WILLIAMS	WMSI	0	0	0	0	0	0
WILLIAMS	0315B	@NA	0.341	0.265	0.873	-0.472	0
WILLIAMS	WSM	0	0	0	0	0	0
WILLIS GF	WSH	0	0	0	0	0	0
WILLIS LE	WLFC	0	0	0	0	0	0
WILLOW C	WGBC	@NA	15.755	582.166	25.243	42.022	0
WILMINGT	WL	50.664	47.267	49.602	49.544	52.232	1
WILSHIRE	WIBC	0	0	0	0	0	0
WILSHIRE	WOC	0	0	0	0	0	0
WILSON B	3WLBRE	0	0	0	0	0	0
WILSON G	GB	0	0	0	0	0	0
WILSONS	WLSN	0	0	0	0	0	0
WIMM-BIL	WBD	@NA	@NA	27.409	0	0	0
WINCROF	WINN	0	0	@NC	0	@NA	0
WIND RIVE	WIND	0	0	0	0	0	0
WINDROS	WRS	@NA	580.851	-654.902	-8.951	319.231	0
WINDSOR	0316B	@NA	0	0	0	0	0
WINDSWE	3WEGI	0	0	@NA	0	0	0
WINFIELD	3WCAP	@NA	@NA	@NA	@NA	@NA	0
WINLAND	WEX	0	0	0	0	0	0
WINMARK	WINA	0	0	0	0	0	0
WINMAX T	WMTG	@NA	0	0	0	0	0
WINMILL &	WNMLA	0	0	0	0	0	0
WINN-DIXI	WNDXQ	82.941	-65.08	315.272	26.329	11.767	0
WINNEBA	WGO	10.038	8.936	9.419	7.232	7.595	1
WINSTON	WXH	185.185	215.401	668.001	-225.588	366.543	0
WINTRUS	WTFC	0	7.844	6.842	6.827	7.304	0
WINWIN G	3WNWN	0	0	0	0	0	0
WIPRO LT	WIT	@NA	1.749	2.684	2.742	65.439	0
WIRELESS	WFII	0	0	0	0	0	0
WIRELESS	WMH	@NA	@NA	@NA	@NA	@NA	0
WIRELESS	WTT	0	0	57.847	77.376	86.33	0
WIRELESS	3WIRX	0	0	0	0	0	0
WISCONS	WEC2	84.725	109.235	52.996	69.612	70.294	1
WISCONS	WEC	87.237	107.198	44.988	55.329	38.354	1
WISCONS	WIC1	98.358	138.541	0	0	0	0
WISCONS	LNT1	86.423	0	86.134	76.848	63.264	0
WISCONS	WPS1	131.003	149.211	73.821	77.016	87.452	1
WITNESS	WITS	0	0	0	0	0	0
WITS BAS	3WITM	@NA	@NA	0	0	0	0
WIZZARD	3WIZD	0	0	0	0	0	0
WJ COMM	WJCI	5.599	0	0	0	0	0
WMC RES	WMC	@NA	@NA	@NA	0	0	0
WMS INDU	WMS	0	0	0	0	0	0
WOLSELE	WOS	0	0	0	0	41.253	0
WOLTERS	WTKWY	0	0	0	0	0	0
WOLVERI	WLV	0	0	0	0	0	0

WOLVERII	WWW	15.269	54.228	14.684	15.011	16.606	1
WOMEN F	WFHCQ	0	0	0	0	0	0
WOMENS	GOLF	0	0	0	0	@NA	0
WOODFOI	WOOD	@NA	@NA	@NA	57.761	77.445	0
WOODHE/	WDHD	36.653	31.077	52.783	165.108	73.283	1
WOODWA	WGOV	34.007	22.292	19.835	23.319	86.724	1
WOORI FII	WF	@NA	@NA	0	0	-7.145	0
WORKSTF	WSTM	0	0	0	0	0	0
WORLD A(	WRLD	0	0	0	0	0	0
WORLD AI	WLDA	0	0	0	0	0	0
WORLD AI	3WDAM	@NA	0	0	0	0	0
WORLD FU	INT	-1,383.14	17.987	24.16	24.098	14.776	0
WORLD HI	3WHAI	@NA	@NA	@NA	@NA	0	0
WORLD HI	WHRT	0	0	0	0	0	0
WORLD W	3WDWT	0	0	0	0	0	0
WORLD W	WWE	0	0	0	0	0	0
WORLDBII	3WBID	0	0	0	0	0	0
WORLDCC	WCOM.CM	0	0	10.26	@NA	@NA	0
WORLDCC	MCWEQ	@NA	0	-617.391	@NA	@NA	0
WORLDGA	WGAT	0	0	0	0	0	0
WORLDSF	WINR	@NA	@NA	@NA	@NA	@NA	0
WORLDSF	WS	@NA	@NA	@NA	@NA	@NA	0
WORLDST	3WSTRE	@NA	0	0	0	0	0
WORLDW/	3WWAT	0	0	0	0	0	0
WORLDWI	0317B	@NA	0	0	0	@NA	0
WORLDWI	SZ	0	0	0	0	0	0
WORONO(	WRO	16.726	24.559	25.357	31.715	33.943	1
WORTHIN	WOR	56.708	153.977	840.926	73.072	63.759	1
WPCS INT	WPCS	@NA	0	0	0	0	0
WPP GRO	WPPGY	13.877	15.441	19.003	71.023	36.852	1
WPS RES(	WPS	89.009	80.513	75.773	61.335	66.791	1
WPT ENTE	WPTE	@NA	@NA	@NA	0	0	0
WQN INC	WQNI	0	0	0	0	0	0
WRC MED	0329B	@NA	0	0	0	0	0
WRIGHT E	WXS	@NA	@NA	@NA	@NA	0	0
WRIGHT M	WMGI	0	0	0	0	0	0
WRIGLEY	WWY	55.377	48.195	47.163	45.982	44.398	1
WSFS FIN	WSFS	6.931	9.539	8.069	1.985	7.455	1
WSI INDUS	WSCI	0	0	0	0	27.195	0
WVS FINA	WVFC	53.337	43.161	37.736	39.186	50	1
WYETH	WYE	-96.447	-133.331	52.992	27.414	59.633	0
WYNDHAM	WBR	-3.045	-17.346	-32.797	-5.691	-9.51	0
WYNN RES	WYNN	@NA	0	0	0	0	0
WYOMING	3WYOI	0	0	@NA	0	0	0
X-RITE IN(	XRIT	15.54	17.054	110.76	-112.653	33.844	0
XANSER C	XNR	0	0	0	0	0	0
XATA COF	XATA	0	0	0	0	0	0
XCEL ENE	XEL	101.391	90.885	66.183	-26.243	59.142	0
XCELERA	XLACF	0	0	0	0	@NA	0
XCYTE TH	XCYT	@NA	@NA	@NA	0	0	0
XDOGS IN	3XDGI	0	0	0	0	0	0

XECHEM I	3XKEM	0	0	0	0	0	0
XENOGEN	XGEN	@NA	@NA	@NA	0	0	0
XENONICS	XNN	@NA	@NA	@NA	@NA	@NA	0
XENOPOR	XNPT	@NA	@NA	@NA	@NA	@NA	0
XENOVA C	XNVA	0	0	0	0	0	0
XERIUM T	XRM	@NA	@NA	@NA	@NA	@NA	0
XEROX CO	XRX	38.384	-148.63	-28.099	0	0	0
XEROX CF	XRX1	154.545	0	0	0	0	0
XETA TEC	XETA	0	0	0	0	0	0
XFONE IN	3XFNE	0	0	0	26.166	20.533	0
XILINX INC	XLNX	0	0	0	0	0	0
XL CAPITA	XL	45.198	44.548	-41.245	67.35	81.66	0
XM SATEL	XMSR	0	0	0	0	0	0
XM SATEL	0319B	@NA	0	0	0	0	0
XO COMM	3XOCM	0	0	0	0	0	0
XOMA LTD	XOMA	0	0	0	0	0	0
XPONENT	3XPOI	0	0	0	@NA	0	0
XSTREAM	3XSBV	@NA	@NA	@NA	0	0	0
XTO ENEF	XTO	4.163	2.085	1.541	2.695	2.528	1
XTRANA II	3XTRN	0	0	0	0	0	0
XYBERNA	XYBRE	0	0	0	0	0	0
XYRATEX	XRTX	@NA	@NA	@NA	@NA	0	0
YADKIN V	YAVY	36.375	40.339	48.177	44.88	41.114	1
YAHOO IN	YHOO	0	0	0	0	0	0
YAK COMI	YAKCE	@NA	@NA	0	0	0	0
YAMANA C	AUY	@NA	@NA	0	0	0	0
YAMHILL \	3WINE	@NA	@NA	@NA	@NA	@NA	0
YANKEE C	YCC	0	0	0	0	0	0
YANZHOU	YZC	28.044	29.585	24.238	23.486	21.525	1
YARDVILL	YANB	25.399	27.463	33.353	25.321	46.464	1
YDI WIREL	YDIW	0	0	0	0	-27.778	0
YELLOW F	YELL	0	0	0	0	0	0
YIFAN CO	YIFN	0	0	0	0	@NA	0
YM BIOSC	YMI	@NA	@NA	@NA	0	0	0
YOCREAM	YOCM	0	0	0	0	0	0
YORK INTI	YRK	31.022	21.4	50.495	29.138	210.101	1
YORK WA	YORW	89.537	78.499	78.033	87.678	78.957	1
YOUBET.C	UBET	0	0	0	0	0	0
YOUNG BI	YBTVA	0	0	0	0	0	0
YOUNG IN	YDNT	0	0	0	0	4.144	0
YOUTHST	3YSTM	0	0	0	0	0	0
YP CORP	3YPNT	@NA	0	0	0	0	0
YPF SOCI	YPF	65.199	25.305	192.186	46.92	22.105	1
YTB INTEF	3YTBL	0	0	0	0	0	0
YUM BRA	YUM	0	0	0	0	0	0
YZAPP IN	0489B	@NA	@NA	@NA	@NA	@NA	0
Z AXIS CO	3ZXIS	0	0	0	0	0	0
Z-SEVEN I	ZSEV	@NA	@NA	@NA	@NA	@NA	0
ZALE COR	ZLC	0	0	0	0	0	0
ZANETT IN	ZANE	0	0	0	0	0	0
ZANN COF	3ZNNC	@NA	@NA	0	0	0	0

ZAP	3ZAPZ	0	0	0	0	0	0
ZAPATA C	ZAP	-0.423	0	0	0	0	0
ZARLINK S	ZL	0	0	0	0	0	0
ZEBRA TE	ZBRA	0	0	0	0	0	0
ZENEX IN	3ZENX	0	0	0	0	0	0
ZENITH N	ZNT	31.634	-36.104	-74.681	1,843.70	28.577	0
ZENIX INC	ZIF	@NA	@NA	@NA	@NA	@NA	0
ZEVEX IN	ZVXI	0	0	0	0	0	0
ZHONE TE	ZHNE	@NA	@NA	0	0	0	0
ZI CORP	ZICA	0	0	0	0	0	0
ZIEGLER (	ZCOI	131.077	-26.593	95.434	65.879	51.956	0
ZILA INCO	ZILA	0	0	0	0	0	0
ZILOG INC	ZILG	0	0	0	0	0	0
ZIMMER H	ZMH	0	0	0	0	0	0
ZINDART I	ZNDT	0	0	0	0	0	0
ZIONS BA	ZION	29.336	47.469	25.467	23.097	27.058	1
ZIPREALT	ZIPR	@NA	@NA	@NA	0	0	0
ZIX CORP	ZIXI	0	0	0	0	0	0
ZKID NET	3ZKIDE	@NA	0	0	0	0	0
ZOLL MED	ZOLL	0	2.102	0	0	0	0
ZOLTEK C	ZOLT	0	0	0	0	0	0
ZOMAX IN	ZOMX	0	0	0	0	0	0
ZONAGEN	ZONA	0	0	0	0	0	0
ZONES IN	ZONS	0	0	0	0	0	0
ZOOLINK (	ZLNK	@NA	0	0	@NA	0	0
ZOOM TE	ZOOM	0	0	0	0	0	0
ZORAN C	ZRAN	0	0	0	0	0	0
ZTEST ELI	ZTSTF	0	0	0	0	0	0
ZUMIEZ IN	ZUMZ	@NA	@NA	@NA	@NA	0	0
ZUNICOM	3ZNCM	0	0	0	0	2.865	0
ZWEIG FU	ZF	@NA	@NA	@NA	@NA	@NA	0
ZWEIG TO	ZTR	@NA	@NA	@NA	@NA	@NA	0
ZYGO CO	ZIGO	0	0	0	0	0	0
ZYMOGEN	ZGEN	0	0	0	0	0	0
ZYNEX ME	3ZYNX	0	0	0	0	0	0

Company N	Ticker Sym	Domestic LT ICR/S&P - Mthly
1-800 CON	CTAC	@NA
1-800-FLO	FLWS	@NA
1838 BD-D	BDF	@NA
1MAGE SC	3ISOL	@NA
1ST CENT	3FCEN	@NA
1ST CONS	FCCY	@NA
1ST INDEI	FIFG	@NA
1ST NET T	3FNTT	@NA
1ST SOUR	SRCE	@NA
1ST STATI	FSBC	@NA
2002 TARC	TTR.1	@NA
21ST CEN	TCHC	@NA
21ST CEN	TW	10
21ST CEN	TFCY	@NA
24/7 REAL	TFSM	@NA
2ND SWIN	SSG	@NA
3CI COMP	3TCCC	@NA
3COM COI	COMS	@NA
3D SYSTE	TDSC	@NA
3DFX INTE	TDFXQ	@NA
3DO CO	THDOQ	@NA
3M CO	MMM	5
3SI HOLDI	3TSIH	@NA
40/86 STR.	CFD	@NA
4KIDS ENT	KDE	@NA
4NET SOF	3FNSI	@NA
51JOB INC	JOBS	@NA
7-ELEVEN	SE	11
724 SOLU	SVNX	@NA
800 TRAVI	IFLYQ	@NA
8X8 INC	EGHT	@NA
99 CENTS	NDN	@NA
A B WATLI	3ABWG	@NA
A CONSUL	TACX	@NA
A D A M IN	ADAM	@NA
A NOVO B	ANVB	@NA
A S V INC	ASVI	@NA
A.C. MOOI	ACMR	@NA
AAIPHARM	AAII	27
AAMES IN	AIC	@NA
AAMPRO (	3AAPOE	@NA
AAON INC	AAON	@NA
AAR CORI	AIR	15
AARON RE	RNT	@NA
AASTROM	ASTM	@NA
AAVID THI	0364B	@NA
AB HOLDII	3ABHG	@NA
ABATIX C(	ABIX	@NA
ABAXIS IN	ABAX	@NA

ABB LTD	ABB		13
ABBEY NA	ANB.PC		7
ABBOTT L	ABT		5
ABC BANC	ABCB	@NA	
ABER DIAI	ABER	@NA	
ABERCRO	ANF	@NA	
ABERDEE	FAX	@NA	
ABERDEE	IAF	@NA	
ABERDEE	FCO	@NA	
ABGENIX	ABGX	@NA	
ABIGAIL A	AANB	@NA	
ABINGTON	ABBC	@NA	
ABIOMED	ABMD	@NA	
ABITIBI CC	ABY		15
ABLE ENE	ABLE	@NA	
ABLE LAB	ABRX	@NA	
ABLEAUC	AAC	@NA	
ABLEST IN	AIH	@NA	
ABM INDU	ABM	@NA	
ABN AMRC	ABN	@NA	
ABRAMS I	ABRI	@NA	
ABRAXAS	ABP	@NA	
ABSA GRC	ABSWY	@NA	
ABSOLUTI	ABWS	@NA	
ABX AIR IN	ABXA	@NA	
ACACIA RI	ACTG	@NA	
ACACIA RI	CBMX	@NA	
ACACIA RI	ACRI.CM	@NA	
ACADIA PI	ACAD	@NA	
ACADIA RI	AKR	@NA	
ACAMBIS	ACAM	@NA	
ACCELR8	AXK	@NA	
ACCELRYS	ACCL	@NA	
ACCENT C	AXNT	@NA	
ACCENTIA	ABPI	@NA	
ACCENTU	ACN		7
ACCEPTAI	AICIQ	@NA	
ACCERIS	3ACRS	@NA	
ACCESS A	AABC	@NA	
ACCESS II	AIX	@NA	
ACCESS F	AKC	@NA	
ACCESS V	3AWWC	@NA	
ACCESSIT	ACTY	@NA	
ACCESSP	ASAP	@NA	
ACCLAIM	AKLMQ	@NA	
ACCPAC II	3ACPC.1	@NA	
ACCREDIT	LEND	@NA	
ACCREDC	ACDO		14
ACCRUE S	ACRUQ	@NA	
ACCUFAC	3APES	@NA	
ACCUPOL	3ACUP	@NA	

ACCURIDE	ACW		16
ACE AVIA	ACEBF		17
ACE CASH	AACE	@NA	
ACE COMI	ACEC	@NA	
ACE LTD	ACE		10
ACETO CO	ACET	@NA	
ACF INDU	0536B	@NA	
ACG HOLI	9891B		19
ACI TELEC	ACIT	@NA	
ACIES CO	3ACIE	@NA	
ACM GVT	AOF	@NA	
ACM INCO	ACG	@NA	
ACM MAN	ADF	@NA	
ACM MAN	AMF	@NA	
ACM MUN	AMU	@NA	
ACMAT CO	ACMTA	@NA	
ACME COI	ACME	@NA	
ACME INT	9827B	@NA	
ACME ME	AMIIQ	@NA	
ACME UNI	ACU	@NA	
ACNB COI	3ACNB	@NA	
ACORDA T	ACRD	@NA	
ACORN HO	AVCC	@NA	
ACR GROI	3ACRG	@NA	
ACS-TECH	ACSEF	@NA	
ACT MANU	ACTMQ	@NA	
ACT TELE	ACTT	@NA	
ACTEL CO	ACTL	@NA	
ACTERNA	3ACTRQ	@NA	
ACTION PI	ATN	@NA	
ACTION PI	APII	@NA	
ACTIONVII	3AVWI	@NA	
ACTIVANT	9693B		16
ACTIVCAR	ACTI	@NA	
ACTIVE LI	ACVE	@NA	
ACTIVE NI	ACTN.1	@NA	
ACTIVE PO	ACPW	@NA	
ACTIVEWO	3AWLD	@NA	
ACTIVISIO	ATVI		15
ACTRADE	ACRTQ	@NA	
ACTUANT	ATU		14
ACTUATE	ACTU	@NA	
ACUITY BI	AYI		11
ACURA PH	3ACUR	@NA	
ACUSPHE	ACUS	@NA	
ACXIOM C	ACXM		13
ADA-ES IN	ADES	@NA	
ADAL GRO	3ADGR	@NA	
ADAMS EX	ADX	@NA	
ADAMS GO	3ADGO	@NA	
ADAMS LA	ARXT	@NA	

ADAMS RE	AE	@NA	
ADAPTEC	ADPT		16
ADB SYST	3ADBYF	@NA	
ADC TELE	ADCTD	@NA	
ADDISON-	3ADDI	@NA	
ADDVANT	AEY	@NA	
ADE CORP	ADEX	@NA	
ADECCO S	ADO		12
ADELPHIA	ADELQ	@NA	
ADEPT TE	3ADEO	@NA	
ADESA IN	KAR		14
ADEZA BI	ADZA	@NA	
ADHEREX	ADH	@NA	
ADM TRO	3ADMT	@NA	
ADMINIST	ASF	@NA	
ADOBE SY	ADBE	@NA	
ADOLOR C	ADLR	@NA	
ADSERO C	3ADSO	@NA	
ADSTAR I	ADST	@NA	
ADTRAN I	ADTN	@NA	
ADV NEUR	ANSI	@NA	
ADV SEMI	ASX	@NA	
ADVANCE	AEA	@NA	
ADVANCE	AAP		13
ADVANCE	3ADTI	@NA	
ADVANCE	0211B		13
ADVANCE	AATI	@NA	
ADVANCE	3ABAT	@NA	
ADVANCE	ADIC	@NA	
ADVANCE	AEISE	@NA	
ADVANCE	3AENG	@NA	
ADVANCE	AERTA	@NA	
ADVANCE	3AIDO	@NA	
ADVANCE	AVM	@NA	
ADVANCE	MKTS	@NA	
ADVANCE	ADMG	@NA	
ADVANCE	AVO		15
ADVANCE	AMD		17
ADVANCE	3ANII	@NA	
ADVANCE	3ADOT	@NA	
ADVANCE	3AOXY	@NA	
ADVANCE	API	@NA	
ADVANCE	APTI	@NA	
ADVANCE	ARYC	@NA	
ADVANCE	3AVDIE	@NA	
ADVANCE	3ADVR	@NA	
ADVANCIS	AVNC	@NA	
ADVANST	0147B		17
ADVANTA	ADVNB		17
ADVANTA	XAMSX	@NA	
ADVANTE	ATE		12

ADVENT C	AVK	@NA	
ADVENT S	ADVS	@NA	
ADVENT/C	LCM	@NA	
ADVENTR	ANX	@NA	
ADVERTIS	ADCM	@NA	
ADVISORY	ABCO	@NA	
ADVO INC	AD	@NA	
ADVOCAT	3AVCA	@NA	
AEGIS CO	3AGIS	@NA	
AEGON N\	AEG		7
AEHR TES	AEHR	@NA	
AEOLUS P	3AOLS	@NA	
AEP GENE	AEP10	@NA	
AEP INDU	AEPI		16
AEP TEXA	AEP11	@NA	
AEP TEXA	CSR4		11
AERO SYS	AERS	@NA	
AEROCEN	ACY	@NA	
AEROFLE	ARXX	@NA	
AEROGEN	AEGN	@NA	
AEROPOS	ARO	@NA	
AEROSON	AIM	@NA	
AEROVOX	ARVXQ	@NA	
AES CORP	AES		16
AESP INC	3AESPE	@NA	
AETERNA	AEZS	@NA	
AETHER S	AETH	@NA	
AETHLON	3AEMD	@NA	
AETNA IN(	AET		10
AETRIUM	ATRM	@NA	
AEW REAL	RIF	@NA	
AFC ENTE	AFCE		16
AFFILIATE	ACS		10
AFFILIATE	AMG		12
AFFINITY (	9810B		16
AFFINITY	3AFFI	@NA	
AFFIRMAT	AFFM	@NA	
AFFORDA	ARC	@NA	
AFFYMETI	AFFX	@NA	
AFLAC IN(	AFL		8
AFP IMAG	3AFPC	@NA	
AFP PROV	PVD	@NA	
AFTERMA	ATAC		15
AGCO CO	AG		13
AGERE SY	AGR.B		15
AGILE SO	AGIL	@NA	
AGILENT T	A		13
AGILYSYS	AGYS		15
AGL RESC	ATG		9
AGNICO E	AEM	@NA	
AGREE RE	ADC	@NA	

AGRIUM IN	AGU		11
AGWAY IN	1900B	@NA	
AHPC HOL	GLOV	@NA	
AIM SELE(	RRE	@NA	
AIMGLOB/	AIMG	@NA	
AIMSI TEC	AIMT	@NA	
AIR FRAN(	AKH	@NA	
AIR LIQUI[	AIQUY		7
AIR METH	AIRM	@NA	
AIR PROD	APD		8
AIR T INC	AIRT	@NA	
AIRGAS IN	ARG		13
AIRNET C(	ANCC	@NA	
AIRNET S\	ANS	@NA	
AIRSPAN I	AIRN	@NA	
AIRTRAN I	AAI		18
AIRTRAX I	3AITX	@NA	
AIRXCEL I	0146B		17
AIXTRON /	AIXG	@NA	
AK STEEL	AKS		16
AKAMAI TI	AKAM	@NA	
AKI HOLDI	9872B	@NA	
AKORN IN	AKN	@NA	
AKRION IN	AKRI	@NA	
AKSYS LT	AKSY	@NA	
AKZO NOE	AKZOY		9
ALABAMA	EGN1		9
ALABAMA	ALAB	@NA	
ALABAMA	SO1	@NA	
ALADDIN I	ALDN	@NA	
ALAMO GI	ALG	@NA	
ALAMOGC	3ALMG	@NA	
ALAMOSA	APCS		18
ALANCO T	ALAN	@NA	
ALASKA A	ALK		15
ALASKA A	ALK1	@NA	
ALASKA C	ALSK		16
ALASKA P	3AKPB	@NA	
ALBANY IN	AIN	@NA	
ALBANY M	AMRI	@NA	
ALBEMAR	ALB		12
ALBEMAR	AFBK	@NA	
ALBERTO-	ACV		10
ALBERTS(	ABS		11
ALCAN IN(	AL		9
ALCATEL	ALA		14
ALCOA IN(	AA		9
ALCON IN(	ACL	@NA	
ALDERWC	AWGI		16
ALDILA IN(	ALDA	@NA	
ALERIS IN	ARS		16

ALERIS IN	ARS.P	@NA	
ALEXANDI	ALEX		9
ALEXANDI	ALX	@NA	
ALEXANDI	ARE	@NA	
ALEXION I	ALXN	@NA	
ALFA COR	ALFA	@NA	
ALFA INTE	3TYBR	@NA	
ALFACELL	ACEL	@NA	
ALGOMA S	0236B	@NA	
ALGORX F	AGRX	@NA	
ALIBRIS IN	ALBR	@NA	
ALICO INC	ALCO	@NA	
ALIGN TE(	ALGN	@NA	
ALKERME	ALKS	@NA	
ALL AMER	SEMI	@NA	
ALL AMER	3AASP	@NA	
ALL AMER	3AATTZ	@NA	
ALL STATI	3ATPTZ	@NA	
ALLBRITT(	3609B		16
ALLEGHAI	Y	@NA	
ALLEGHEI	AYE		16
ALLEGHEI	AYE5		16
ALLEGHEI	AYE4		16
ALLEGHEI	ATI		15
ALLEN OR	AORGB	@NA	
ALLERGAI	AGN		8
ALLERGY	3ALRG	@NA	
ALLETE IN	ALE		10
ALLIANCE	AMO	@NA	
ALLIANCE	AACB		14
ALLIANCE	ABVA	@NA	
ALLIANCE	AKP	@NA	
ALLIANCE	AC		7
ALLIANCE	ADS	@NA	
ALLIANCE	3ADTR	@NA	
ALLIANCE	AFOP	@NA	
ALLIANCE	ALNC	@NA	
ALLIANCE	AGI		15
ALLIANCE	AIQ		16
ALLIANCE	0145B		17
ALLIANCE	AFB	@NA	
ALLIANCE	AYN	@NA	
ALLIANCE	3ALLP	@NA	
ALLIANCE	ARLP	@NA	
ALLIANCE	ALSC	@NA	
ALLIANCE	AWG	@NA	
ALLIANCE	AWF	@NA	
ALLIANT E	LNT		10
ALLIANT T	ATK		15
ALLIANZ A	AZ		6
ALLIED CA	ALD	@NA	

ALLIED DE	ADG	@NA	
ALLIED DC	AED		10
ALLIED HE	AHCI	@NA	
ALLIED HE	AHPI	@NA	
ALLIED HC	AHI		17
ALLIED IRI	AIB		8
ALLIED MC	AMOT	@NA	
ALLIED W/	AW		14
ALLIN COF	3ALLN	@NA	
ALLION HE	ALLI	@NA	
ALLIS-CH/	ALY	@NA	
ALLMERIC	AFC		14
ALLMERIC	ALM	@NA	
ALLOS TH	ALTH	@NA	
ALLOU HE	ALUHQ	@NA	
ALLOY INC	ALOY	@NA	
ALLOY ST	AYSI	@NA	
ALLSCRIP	MDRX	@NA	
ALLSTATE	ALL		7
ALLSTATE	9626A		5
ALLTEL C(	AT		8
ALLTEL PE	AT2	@NA	
ALMOST F	AFAM	@NA	
ALNYLAM	ALNY	@NA	
ALPHA NA	ANR	@NA	
ALPHA PR	APT	@NA	
ALPHA TE	ATGI	@NA	
ALPHA WI	3AWBI	@NA	
ALPHARM	ALO		17
ALPHASM.	ALSM	@NA	
ALPHATR/	3APTD	@NA	
ALPINE GI	3APNI	@NA	
ALR TECH	3ALRT	@NA	
ALSTOM -	ALSGY	@NA	
ALTAIR N/	ALTI	@NA	
ALTANA A	AAA	@NA	
ALTEON IN	ALT	@NA	
ALTERA C	ALTR	@NA	
ALTERNA-	3ARGY	@NA	
ALTERNA-	ALTM	@NA	
ALTERRA	ATHCQ	@NA	
ALTEX INI	3ALTX	@NA	
ALTIGEN (	ATGN	@NA	
ALTIRIS IN	ATRS	@NA	
ALTO PAL	APSA	@NA	
ALTRIA GI	MO		10
ALUMINA I	AWC	@NA	
ALUMINUN	ACH	@NA	
ALVARION	ALVR	@NA	
AM-CH INC	3AMHN	@NA	
AMANDA (	AMNA	@NA	

AMARILLC	3AMAR	@NA	
AMARIN C	AMRN	@NA	
AMAZON.(	AMZN		16
AMB FINA	3AMFC	@NA	
AMB PROI	AMB		11
AMBAC FI	ABK		5
AMBASE (	3ABCP	@NA	
AMBASSA	EPAX	@NA	
AMBASSA	AMIE	@NA	
AMBER RE	3AMBE	@NA	
AMBIENT (	3ABTG	@NA	
AMCAST I	AICOQ	@NA	
AMCOL IN	ACO	@NA	
AMCON D	DIT	@NA	
AMCOR L	AMCR		11
AMCORE I	AMFI	@NA	
AMDL INC	ADL	@NA	
AMDOCS I	DOX		12
AMEDIA N	3AANI	@NA	
AMEDISYS	AMED	@NA	
AMEGY B	ABNK	@NA	
AMEN PR(	AMEN	@NA	
AMER BUS	ABFIQ	@NA	
AMER INS	AII	@NA	
AMER INS	AIA	@NA	
AMER INT	AIPN	@NA	
AMER ISR	AIP	@NA	
AMER ITA	PLB	@NA	
AMER STF	BSP	@NA	
AMERADA	AHC		12
AMERALIA	3AALA	@NA	
AMERCO	UHAL		16
AMEREN (	AEE		9
AMERENE	AEE2		9
AMERIAN	ASBI	@NA	
AMERICA	APRO	@NA	
AMERICA	ATAXZ	@NA	
AMERICA	AMX		10
AMERICA	AOLA	@NA	
AMERICA	ASGR	@NA	
AMERICA	AWA		18
AMERICA'	CRMT	@NA	
AMERICAN	AATK	@NA	
AMERICAN	0456B		16
AMERICAN	AMR1		18
AMERICAN	3AAMI	@NA	
AMERICAN	3AAMC	@NA	
AMERICAN	AXL		11
AMERICAN	AMBK	@NA	
AMERICAN	3ABNTQ	@NA	
AMERICAN	ABL	@NA	

AMERICAN	ABMC	@NA	
AMERICAN	3ABHH	@NA	
AMERICAN	ACC	@NA	
AMERICAN	ACAS	@NA	
AMERICAN	0457B		18
AMERICAN	AMCE	@NA	
AMERICAN	ACBA	@NA	
AMERICAN	3AACS	@NA	
AMERICAN	APO	@NA	
AMERICAN	2388B		10
AMERICAN	ADPI	@NA	
AMERICAN	ECOL	@NA	
AMERICAN	3AEDU	@NA	
AMERICAN	AEP		11
AMERICAN	AEL		13
AMERICAN	AXP		7
AMERICAN	AXP1		7
AMERICAN	2551A	@NA	
AMERICAN	9769B	@NA	
AMERICAN	AFG		11
AMERICAN	AFR	@NA	
AMERICAN	AGC1	@NA	
AMERICAN	AGC2	@NA	
AMERICAN	AM		12
AMERICAN	3AMHI	@NA	
AMERICAN	AMHC	@NA	
AMERICAN	AHM	@NA	
AMERICAN	3AHOM	@NA	
AMERICAN	AHMS	@NA	
AMERICAN	3AMHR	@NA	
AMERICAN	MRF	@NA	
AMERICAN	AMIC	@NA	
AMERICAN	AIG		4
AMERICAN	3AMIN	@NA	
AMERICAN	ANL	@NA	
AMERICAN	0152B		18
AMERICAN	3AMLH	@NA	
AMERICAN	ALGIE	@NA	
AMERICAN	AMJ	@NA	
AMERICAN	0539B		16
AMERICAN	AMAC	@NA	
AMERICAN	AMMD	@NA	
AMERICAN	3ADLI	@NA	
AMERICAN	AMC	@NA	
AMERICAN	XAA	@NA	
AMERICAN	3ANML.	@NA	
AMERICAN	CXT	@NA	
AMERICAN	ANAT		5
AMERICAN	AMNB	@NA	
AMERICAN	3ANUCE	@NA	
AMERICAN	AMPB	@NA	

AMERICAN	APFC	@NA	
AMERICAN	3AMPE	@NA	
AMERICAN	APPX	@NA	
AMERICAN	ACAP	@NA	
AMERICAN	AMPH	@NA	
AMERICAN	0151B	@NA	
AMERICAN	APCC	@NA	
AMERICAN	ACP	@NA	
AMERICAN	ARP	@NA	
AMERICAN	8297B	@NA	
AMERICAN	ACR	@NA	
AMERICAN	AMRB	@NA	
AMERICAN	ARL	@NA	
AMERICAN	ASI	@NA	
AMERICAN	ASEI	@NA	
AMERICAN	3ARSC	@NA	
AMERICAN	SLA	@NA	
AMERICAN	AMS	@NA	
AMERICAN	3AESK	@NA	
AMERICAN	AMSWA	@NA	
AMERICAN	3SOYL	@NA	
AMERICAN	AQQ	@NA	
AMERICAN	ASD	@NA	
AMERICAN	AWR		9
AMERICAN	AMRS	@NA	
AMERICAN	AMST	@NA	
AMERICAN	AMSC	@NA	
AMERICAN	AMK	@NA	
AMERICAN	3ATEG	@NA	
AMERICAN	ATCO	@NA	
AMERICAN	0129B		17
AMERICAN	AMT		18
AMERICAN	AUGB	@NA	
AMERICAN	AVD	@NA	
AMERICAN	AVCSE	@NA	
AMERICAN	3BETM	@NA	
AMERICAN	AMW	@NA	
AMERICAN	AMWD	@NA	
AMERICAN	3APBI	@NA	
AMERICAN	AWBC	@NA	
AMERICAF	AMIT	@NA	
AMERICAS	APPN	@NA	
AMERICHC	AMCH	@NA	
AMERICRE	ACF		15
AMERIGAS	APU		13
AMERIGOI	ARGN	@NA	
AMERIGRC	AGP	@NA	
AMERIKIN	3AKGI	@NA	
AMERIRES	3AMRE	@NA	
AMERISEF	ASRV	@NA	
AMERISOL	ABC		13

AMERISTA	ASCA		14
AMERITRA	AMTD	@NA	
AMERITRA	AMTC	@NA	
AMERITYF	3AMTY	@NA	
AMERIVES	AMV	@NA	
AMERN EA	AEOS	@NA	
AMERN ST	ASP	@NA	
AMERN ST	CSP	@NA	
AMERON I	AMN	@NA	
AMERUS (	AMH		10
AMES DEF	AMESQ	@NA	
AMES NAT	ATLO	@NA	
AMETEK II	AME		11
AMEXDRU	3AXRX	@NA	
AMF BOW	AMBWQ	@NA	
AMGEN IN	AMGN		7
AMICAS IN	AMCS	@NA	
AMIS HOL	AMIS	@NA	
AMISTAR (	AMTA	@NA	
AMKOR TE	AMKR		17
AML COMI	3AMLJ	@NA	
AMLI RESI	AML	@NA	
AMN HEAL	AHS	@NA	
AMNET M(	AMNT	@NA	
AMPAL AM	AMPL	@NA	
AMPCO-PI	AP	@NA	
AMPEX C(	3AEXCA	@NA	
AMPHAST	AMPR	@NA	
AMPHENC	APH		13
AMPLIDYN	3AMPD	@NA	
AMR CORI	AMR		18
AMREIT	AMY	@NA	
AMREP C(	AXR	@NA	
AMS HEAL	AMM	@NA	
AMSCAN H	9974B		16
AMSOUTH	ASO		9
AMSTAR F	AMAF	@NA	
AMSURG (	AMSG	@NA	
AMTECH S	ASYS	@NA	
AMTROL II	9726B		19
AMVESCA	AVZ		10
AMX CORI	AMXC	@NA	
AMYLIN PI	AMLN	@NA	
ANACOMF	ANCPA	@NA	
ANADARK	APC		10
ANADIGIC	ANAD	@NA	
ANADYS F	ANDS	@NA	
ANALEX C	NLX	@NA	
ANALOG D	ADI	@NA	
ANALOGIC	ALOG	@NA	
ANALYSTS	ANLY	@NA	

ANALYTIC	ANLT	@NA	
ANAREN II	ANEN	@NA	
ANC RENT	ANCJQ	@NA	
ANCHOR E	ABCW	@NA	
ANCHOR (	AGCC		18
ANCHOR F	APUX	@NA	
ANDERSO	ANDE	@NA	
ANDREA E	3ANDR	@NA	
ANDREW (	ANDW		14
ANDRX CC	ADRX	@NA	
ANDRX CC	ANDX.CM	@NA	
ANGEION	ANGN	@NA	
ANGELCIT	3AGCI	@NA	
ANGELICA	AGL	@NA	
ANGIODYN	ANGO	@NA	
ANGIOTEC	ANPI	@NA	
ANGLO AM	AAUK		9
ANGLO SV	3ASWRF	@NA	
ANGLOGC	AU	@NA	
ANHEUSE	BUD		7
ANIKA THE	ANIK	@NA	
ANIMAL CI	ANML	@NA	
ANIMAS C	PUMP	@NA	
ANIXTER I	AXE		13
ANNALY M	NLY	@NA	
ANNAPOL	ANNB	@NA	
ANNTAYL(	ANN	@NA	
ANNUITY /	3ANNRF	@NA	
ANOORAQ	ANO	@NA	
ANR PIPEI	4267A		18
ANSCOTT	3ASCT	@NA	
ANSELL L	ANSL		13
ANSOFT C	ANST	@NA	
ANSWERT	ANSR	@NA	
ANSYS IN(	ANSS	@NA	
ANTARES	AIS	@NA	
ANTEON II	ANT		14
ANTEX BI(	ANXB	@NA	
ANTHONY	SWIM	@NA	
ANTHRAC	AHR	@NA	
ANTIGENI	AGEN	@NA	
ANTS SOF	3ANTS	@NA	
ANVIL HOI	9688B		19
ANWORTH	ANH	@NA	
AON CORI	AOC		10
AP PHARM	APPA	@NA	
APA ENTE	APAT	@NA	
APAC CUS	APAC	@NA	
APACHE C	APA		9
APARTME	AIV		13
APCO ARC	APAGF	@NA	

APEX MUN	APX	@NA	
APEX SILV	SIL	@NA	
APHTON C	APHT	@NA	
APO HEAL	3APOA	@NA	
APOGEE E	APOG	@NA	
APOGEE T	ATA	@NA	
APOLLO G	AGT	@NA	
APOLLO G	APOL	@NA	
APOLLO IN	AINV	@NA	
APOLLO R	3AOOR	@NA	
APPALACI	AEP1		11
APPLE CO	AAPL	@NA	
APPLEBEE	APPB	@NA	
APPLERA	ABI		9
APPLERA	CRA	@NA	
APPLERA	ABI.CM	@NA	
APPLETON	0209B		14
APPLIANC	3ARCI	@NA	
APPLICA I	APN		18
APPLIED D	ADSX	@NA	
APPLIED E	AETCQ	@NA	
APPLIED F	AFCO	@NA	
APPLIED I	AICX	@NA	
APPLIED I	AIT	@NA	
APPLIED I	AINN	@NA	
APPLIED M	AMAT		9
APPLIED M	3AMDI	@NA	
APPLIED M	AMCC	@NA	
APPLIED M	APMC	@NA	
APPLIED M	3APNS	@NA	
APPLIED S	APSG	@NA	
APPLIEDT	3ATHYQ	@NA	
APPLIX IN	APLX	@NA	
APRIA HE	AHG		12
APROPOS	APRS	@NA	
APT SATE	ATS	@NA	
APTARGR	ATR	@NA	
APTIMUS	APTM	@NA	
APW LTD	3APWLQ	@NA	
AQUA AME	WTR	@NA	
AQUA DYN	3AQDYE	@NA	
AQUACEL	AQA	@NA	
AQUANTIV	AQNT	@NA	
AQUAPRO	AQRO	@NA	
AQUATIC	AQCI	@NA	
AQUILA IN	ILA		18
AQUIS CO	AQIS	@NA	
ARABIAN	ARSD	@NA	
ARACRUZ	ARA		12
ARADIGM	ARDM	@NA	
ARADYME	3ADYE	@NA	

ARAMARK	RMK	@NA	
ARBINET-T	ARBX	@NA	
ARBITRON	ARB	@NA	
ARBOR RE	ABR	@NA	
ARC WIRE	3ARCS	@NA	
ARCADIA I	3ACDI	@NA	
ARCADIS I	ARCAF	@NA	
ARCH CAF	ACGL		12
ARCH CHE	ARJ	@NA	
ARCH COA	ACI		14
ARCHER-D	ADM		7
ARCHIBAL	9862B	@NA	
ARCHIPEL	AX	@NA	
ARCHON (	3ARHN	@NA	
ARCHSTO	ASN		10
ARCSOFT	ARCT	@NA	
ARCTIC CA	ACAT	@NA	
ARDEN GF	ARDNA	@NA	
ARDEN RE	ARI		12
ARDENT C	ARDTQ	@NA	
AREL COM	ARLC	@NA	
ARENA PH	ARNA	@NA	
ARENA RE	ARD	@NA	
ARES CAF	ARCC	@NA	
ARETE INI	3ARET	@NA	
ARGAN IN	3AGAX	@NA	
ARGO-TEC	0140B		16
ARGON ST	STST	@NA	
ARGONAU	AGII		13
ARGONAU	AGNT	@NA	
ARGOSY (	AGY		14
ARI NETW	3ARIS	@NA	
ARIAD PHA	ARIA	@NA	
ARIBA INC	ARBA	@NA	
ARISTOTL	ARTL	@NA	
ARIZONA I	AZL	@NA	
ARIZONA I	PNW1		11
ARK REST	ARKR	@NA	
ARKANSA	ABFS		10
ARLINGTC	HOST	@NA	
ARLINGTC	ATB	@NA	
ARM HOLI	ARMHY	@NA	
ARMANIN(	ARMF	@NA	
ARMOR H(	AH		14
ARMSTRC	3ACKHQ	@NA	
AROTECH	ARTX	@NA	
ARQULE II	ARQL	@NA	
ARRAY BI(	ARRY	@NA	
ARRHYTH	HRT	@NA	
ARRIS GR	ARRS	@NA	
ARROW E	ARW		12

ARROW F	AROW	@NA	
ARROW IN	ARRO	@NA	
ARROWHE	ARWR	@NA	
ART TECH	ARTG	@NA	
ARTEMIS	3AMSI	@NA	
ARTESIAN	ARTNA	@NA	
ARTESYN	ATSN	@NA	
ARTHROC	ARTC	@NA	
ARTHUR J	AJG	@NA	
ARTIFICIA	ALIF	@NA	
ARTISOFT	3ASFT	@NA	
ARTISTDIF	3ARTDE	@NA	
ARTS WA\	ARTW	@NA	
ARVIDA JN	XXAAU	@NA	
ARVINMEF	ARM		13
AS DAMPS	TRMD	@NA	
ASA BERM	ASA	@NA	
ASA INTEF	ASAL	@NA	
ASANTE T	ASNT	@NA	
ASAT HOL	ASTT		17
ASB FINAN	ASBP	@NA	
ASB HOLD	3ASBH	@NA	
ASBURY A	ABG		15
ASCENDA	3ASDS	@NA	
ASCENTIA	ASCL	@NA	
ASCONI C	ACD	@NA	
ASE TEST	ASTSF	@NA	
ASHFORD	AHT	@NA	
ASHLAND	ASH		11
ASHLIN DE	3ASHD	@NA	
ASHWORT	ASHW	@NA	
ASIA FIBE	3AFBRE	@NA	
ASIA PACI	APB	@NA	
ASIA PACI	3AWRCF	@NA	
ASIA PAYN	3APYM	@NA	
ASIA SATE	SAT	@NA	
ASIA TIGE	GRR	@NA	
ASIA-PACI	APQCF	@NA	
ASIAINFO	ASIA	@NA	
ASK JEEV	ASKJ	@NA	
ASM INTEI	ASMI		16
ASML HOL	ASML	@NA	
ASPECT C	ASPT		16
ASPECT M	ASPM	@NA	
ASPEN EX	3ASPN	@NA	
ASPEN GF	ASRPF	@NA	
ASPEN INS	AHL		11
ASPEN TE	AZPN		17
ASPENBIC	3APNB	@NA	
ASPREVA	ASPV	@NA	
ASSET AC	AACC	@NA	

ASSOCIAT	ASBC		10
ASSOCIAT	AEC		16
ASSURAN	AIZ		10
ASSURE E	3ASURF	@NA	
ASSURED	AGO		7
ASTA FUN	ASFI	@NA	
ASTEA INT	ATEA	@NA	
ASTEC INI	ASTE	@NA	
ASTORIA I	AF		12
ASTRALIS	3ASTR	@NA	
ASTRAZEI	AZN		4
ASTREX IN	ASXI	@NA	
ASTRO-MI	ALOT	@NA	
ASTRONIC	ATRO	@NA	
ASTROPO	APWRQ	@NA	
ASYST TE	ASYT	@NA	
AT ROAD I	ARDI	@NA	
AT&T COR	T		13
ATA HOLD	ATAHQ		27
ATARI INC	ATAR	@NA	
ATC HEAL	AHN	@NA	
ATCHISON	AHNCQ	@NA	
ATG INC.	ATGCQ	@NA	
ATHEROG	AGIX	@NA	
ATHEROS	ATHR	@NA	
ATHEY PR	3ATPCQ	@NA	
ATI TECHN	ATYT	@NA	
ATLANTIC	AAME	@NA	
ATLANTIC	ATBC	@NA	
ATLANTIC	ATE1		10
ATLANTIC	ACFC	@NA	
ATLANTIC	ALFC	@NA	
ATLANTIC	3ASNI	@NA	
ATLANTIC	ANK	@NA	
ATLANTIS	ATPL		17
ATLAS AIR	AAWWV		27
ATLAS AM	ATLS	@NA	
ATLAS CO	ATLCY		9
ATLAS MIN	ATMR	@NA	
ATLAS PA	APCFY	@NA	
ATLAS PIP	APL	@NA	
ATLAS RE	ALSI	@NA	
ATMEL CO	ATML	@NA	
ATMI INC	ATMI	@NA	
ATMOS EN	ATO		11
ATMOSPH	3AGWT	@NA	
ATP OIL &	ATPG	@NA	
ATRION C	ATRI	@NA	
ATRIUM C	9957B		17
ATS MEDI	ATSI	@NA	
ATSI COM	3ATSX	@NA	

ATTUNITY	ATTU	@NA	
ATWOOD	ATW	@NA	
ATX COM	COMMQ	@NA	
AU OPTRC	AUO	@NA	
AUBURN N	AUBN	@NA	
AUDIBLE I	ADBL	@NA	
AUDIOCOI	AUDC	@NA	
AUDIOVO	VOXX	@NA	
AUGUST T	AUGT	@NA	
AULT INC	AULT	@NA	
AURA SYS	3AURA	@NA	
AURIZON	AZK	@NA	
AURORA (	3ARXG	@NA	
AUSPEX S	ASPXQ	@NA	
AUSTIN CI	3ACKO	@NA	
AUSTRAL	AEN	@NA	
AUSTRALI	ANZ		6
AUSTRALI	3AUAPE	@NA	
AUSTRALI	3AOGC	@NA	
AUSTRALI	3AUCAF	@NA	
AUSTRIA F	3ATAFZ	@NA	
AUTHENTI	ADAT	@NA	
AUTO DAT	ADNW	@NA	
AUTO GR/	AUGR	@NA	
AUTOBYTI	ABTLE	@NA	
AUTODES	ADSK	@NA	
AUTOIMMI	AIMM	@NA	
AUTOINFC	3AUTO	@NA	
AUTOLIV I	ALV		10
AUTOMAT	ADP		2
AUTONAT	AN		11
AUTONOM	AUTNY	@NA	
AUTOZON	AZO		10
AUXILIUM	AUXL	@NA	
AVADO BF	AVDO	@NA	
AVALON C	CITY	@NA	
AVALON D	AVDS	@NA	
AVALON E	3AVLN	@NA	
AVALON H	AWX	@NA	
AVALONB/	AVB		10
AVANEX C	AVNX	@NA	
AVANI INT	3AVIT	@NA	
AVANIR PI	AVN	@NA	
AVANT IMI	AVAN	@NA	
AVATAR H	AVTR	@NA	
AVATECH	3AVSO	@NA	
AVAX TEC	3AVXTE	@NA	
AVAYA IN(	AV		14
AVENUE E	3PIXG	@NA	
AVERY DE	AVY		9
AVERY SP	AVST	@NA	

AVI BIOPH	AVII	@NA	
AVIALL IN(	AVL		14
AVIATION	AVGE	@NA	
AVIATION	0359B	@NA	
AVICI SYS	AVCI	@NA	
AVID TECH	AVID	@NA	
AVIGEN IN	AVGN	@NA	
AVINO SIL	3ASGMF	@NA	
AVISTA C(	AVA		13
AVISTAR (	AVSR	@NA	
AVITAR IN	AVR	@NA	
AVIX TECH	AVIX	@NA	
AVNET IN(	AVT		12
AVOCA IN	AVOA	@NA	
AVOCENT	AVCT	@NA	
AVON PR(	AVP		8
AVX CORP	AVX	@NA	
AWARE IN	AWRE	@NA	
AXA -ADR	AXA		8
AXCAN PH	AXCA	@NA	
AXCELIS T	ACLS	@NA	
AXCESS IN	3AXSI	@NA	
AXEDA SY	XEDAC	@NA	
AXESSTEI	AFT	@NA	
AXIA GRO	3AXAI	@NA	
AXIS CAPI	AXS		10
AXM PHAR	AXJ	@NA	
AXONYX I	AXYX	@NA	
AXS-ONE	AXO	@NA	
AXSYS TE	AXYS	@NA	
AXT INC	AXTI	@NA	
AXTIVE C(	3AXTC	@NA	
AZCO MIN	AZMN	@NA	
AZTAR CC	AZR		14
AZZ INC	AZZ	@NA	
B & H OCE	BHO	@NA	
B&G FOOI	BGF	@NA	
B&G FOOI	9844B		17
B-FAST C(	BFTC	@NA	
B2B INTEF	BHH	@NA	
BAC CAPI	BAC.PW	@NA	
BAC CAPI	BAC.PV	@NA	
BAC CAPI	BAC.PX	@NA	
BAC CAPI	BAC.PU	@NA	
BACK YAR	BYBI	@NA	
BACKWEB	BWEB	@NA	
BADGER M	BMI	@NA	
BADGER F	BPMI	@NA	
BAIRNCO	BZ	@NA	
BAKER (M	BKR	@NA	
BAKER HU	BHI		9

BAKERS F	BKRS	@NA	
BALCHEM	BCP	@NA	
BALDOR E	BEZ	@NA	
BALDWIN	BWINB	@NA	
BALDWIN	BLD	@NA	
BALL COR	BLL		13
BALLANTY	BTN	@NA	
BALLARD	BLDP	@NA	
BALLISTIC	3BRSI	@NA	
BALLY TO	BFT		19
BALSAM V	3BLSVE	@NA	
BALTIMOF	CEG1		10
BALTIMOF	BALTY	@NA	
BAM ENTE	BFUN	@NA	
BANC COF	TBNC	@NA	
BANCFIRS	BANF	@NA	
BANCINSU	BCIS	@NA	
BANCO BI	BBV	@NA	
BANCO BI	BB		6
BANCO BF	BBD		14
BANCO DE	BCH		9
BANCO IT	ITU		14
BANCO LA	BLX		12
BANCO SA	STD		7
BANCO SA	SAN		8
BANCOLO	CIB	@NA	
BANCORP	TBBK	@NA	
BANCORP	BARI	@NA	
BANCORP	BXS		11
BANCROF	BCV	@NA	
BANCSHA	BOFL	@NA	
BANCTEC	0485B	@NA	
BANCTRU	BTFG	@NA	
BANDAG I	BDG	@NA	
BANGOR I	EMA1.	@NA	
BANK HOL	TBHS	@NA	
BANK KY I	3BKYF	@NA	
BANK MAI	BMRC	@NA	
BANK MUT	BKMU	@NA	
BANK OF A	BAC		6
BANK OF (	BOCH	@NA	
BANK OF (	GRAN	@NA	
BANK OF I	BOH		11
BANK OF I	IRE		7
BANK OF I	BOMK	@NA	
BANK OF I	BK		7
BANK OF (	BKOR	@NA	
BANK OF '	OZRK	@NA	
BANK OF \	BKWW	@NA	
BANK SOU	BKSC	@NA	
BANKATLA	BBX	@NA	

BANKFINA	BFIN	@NA	
BANKRATI	RATE	@NA	
BANKUNIT	BKUNA	@NA	
BANNER C	BANR	@NA	
BANRO CO	BAA	@NA	
BANTA CO	BN	@NA	
BAR HARE	BHB	@NA	
BARBEQU	BBQZ	@NA	
BARCLAYS	BCS	@NA	
BARD (C.F	BCR		10
BARNES &	BKS	@NA	
BARNES C	B	@NA	
BARNWEL	BRN	@NA	
BARR PHA	BRL	@NA	
BARRETT	BBSI	@NA	
BARRICK	ABX		8
BARRIER	BTRX	@NA	
BARRISTE	BRTR	@NA	
BARRY (R	3RGBC	@NA	
BASF AG	BF		6
BASIC EAI	3BSIC	@NA	
BASSETT	BSET	@NA	
BATTERY	BTIOQ	@NA	
BAUSCH &	BOL		11
BAXTER IN	BAX		9
BAY RESC	3BYRE	@NA	
BAY VIEW	BVC	@NA	
BAYCORP	MWH	@NA	
BAYER AG	BAY		8
BAYERISC	HVMGY		6
BAYLAKE	3BYLK	@NA	
BAYOU ST	BYUA	@NA	
BB&T COF	BBT		8
BBMF COI	3BBMF	@NA	
BBVA BAN	BFR		29
BCE INC	BCE		8
BCSB BAN	BCSB	@NA	
BE AEROS	BEAV		16
BE INC	BEOSZ	@NA	
BE SEMIC	BESI	@NA	
BEA SYST	BEAS	@NA	
BEACON F	BCON	@NA	
BEACON F	BECN	@NA	
BEAR ISLA	0240B		18
BEAR STE	BSC		8
BEARD CO	3BRCO	@NA	
BEARINGF	BE		18
BEASLEY	BBGI	@NA	
BEAZER H	BZH		14
BEBE STO	BEBE	@NA	
BECKMAN	BEC		11

BECTON D	BDX		7
BED BATH	BBBY		11
BEDFORD	BED	@NA	
BEI TECHI	BEIQ	@NA	
BEL FUSE	BELFB	@NA	
BELDEN &	9703B		17
BELDEN C	BDC	@NA	
BELDEN C	BDC.P	@NA	
BELK INC	9702B	@NA	
BELL CAN	BCE1	@NA	
BELL CAN	BCICF	@NA	
BELL INDU	BI	@NA	
BELL MICI	BELM	@NA	
BELLSOU	BLS		8
BELMONT	BLMT	@NA	
BELO COI	BLC		12
BEMA GOI	BGO	@NA	
BEMIS CO	BMS		8
BENCHMA	3BMBN	@NA	
BENCHMA	BHE		15
BENETTOI	BNG	@NA	
BENIHANA	BNHNA	@NA	
BENJAMIN	BFBC	@NA	
BENNETT	BEL	@NA	
BENTHOS	BTHS	@NA	
BENTLEY	3BLYC	@NA	
BENTLEY	BNT	@NA	
BERGSTR	3BEMC	@NA	
BERKELE	BKLYY	@NA	
BERKLEY	BER		10
BERKSHIF	BERK	@NA	
BERKSHIF	BRK.A		2
BERKSHIF	BHL	@NA	
BERRY PE	BRY	@NA	
BEST BUY	BBY		11
BESTNET	3BESC	@NA	
BESTWAY	BSTW	@NA	
BEVERLY	BEV		15
BEVERLY	BHBC	@NA	
BEVERLY	BHWW	@NA	
BEVSYSTI	BEVI	@NA	
BEXIL COI	BXL	@NA	
BEYOND.(	BYNDQ	@NA	
BF ENTER	BFEN	@NA	
BFC FINAI	BFCF	@NA	
BG GROUI	BRG		9
BGE CAPI	BGE.PB	@NA	
BGF INDU	0157B		19
BGI INC	BGII	@NA	
BHIT INC	3VHTI	@NA	
BHP BILLI	BHP		7

BHP BILLI	BBL		7
BIACORE	BCOR	@NA	
BICO INC	3BIKOE	@NA	
BIG 5 COR	9687B	@NA	
BIG 5 SPO	BGFVE	@NA	
BIG DOG I	BDOG	@NA	
BIG LOTS	BLI		12
BIG ROCK	BRBMF	@NA	
BILL BARF	BBG	@NA	
BIMINI MO	BMM	@NA	
BINDVIEW	BVEW	@NA	
BINGO.CC	3BNGOF	@NA	
BIO IMAGI	BITI	@NA	
BIO LOK IN	3BLLI	@NA	
BIO REFEI	BRLI	@NA	
BIO-KEY II	3BKYI	@NA	
BIO-LOGIC	BLSC	@NA	
BIO-ONE (	BICO	@NA	
BIO-RAD L	BIO		13
BIOANALY	BASI	@NA	
BIOCORAI	3BCRAE	@NA	
BIOCRYST	BCRX	@NA	
BIODELIVI	BDSI	@NA	
BIOENVISI	BIVN	@NA	
BIOFIELD	3BZETE	@NA	
BIOGEN ID	BIIB		13
BIOGEN ID	BIIB.P	@NA	
BIOJECT N	BJCT	@NA	
BIOLASE T	BLTIE	@NA	
BIOLIFE S	3BLFS	@NA	
BIOMARIN	BMRN	@NA	
BIOMED R	BMR	@NA	
BIOMERIC	3BMRA	@NA	
BIOMET IN	BMET	@NA	
BIOMETRI	3BTOOE	@NA	
BIOMIRA I	BIOM	@NA	
BIONUMEI	BNPI	@NA	
BIOPHAN	3BIPH	@NA	
BIOPROGI	BPRG	@NA	
BIOPURE	BPUR	@NA	
BIOSANTE	BPA	@NA	
BIOSCRIP	BIOS	@NA	
BIOSITE IN	BSTE	@NA	
BIOSOUR(	BIOI	@NA	
BIOSPECII	BSTC	@NA	
BIOSPHEF	BSMD	@NA	
BIOTECH I	BBH	@NA	
BIOTELEM	BTLGF	@NA	
BIOTIME II	BTX	@NA	
BIOTRANS	BTRNQ	@NA	
BIOVAIL C	BVF		13

BIOVERIS	BIOV	@NA	
BIRCH MC	BMD	@NA	
BIRNER D	BDMS	@NA	
BISYS GR	BSG	@NA	
BITSTREA	BITS	@NA	
BIW LTD	BIW	@NA	
BJ SERVIC	BJS		10
BJ'S REST	BJRI	@NA	
BJ'S WHO	BJ	@NA	
BKF CAPI	BKF	@NA	
BLACK &	BDK		11
BLACK BC	BBOX	@NA	
BLACK HIL	BKH		12
BLACK HIL	BKH1		12
BLACK MC	3BMMUF	@NA	
BLACKBA	BLKB	@NA	
BLACKBO	BBBB	@NA	
BLACKRO	BAT	@NA	
BLACKRO	BCT	@NA	
BLACKRO	BCK	@NA	
BLACKRO	BFC	@NA	
BLACKRO	RAA	@NA	
BLACKRO	BCL	@NA	
BLACKRO	BFZ	@NA	
BLACKRO	BJZ	@NA	
BLACKRO	BZA	@NA	
BLACKRO	BHK	@NA	
BLACKRO	BDV	@NA	
BLACKRO	BAF	@NA	
BLACKRO	BBF	@NA	
BLACKRO	BIE	@NA	
BLACKRO	BRF	@NA	
BLACKRO	RFA	@NA	
BLACKRO	BFO	@NA	
BLACKRO	BGR	@NA	
BLACKRO	BGT	@NA	
BLACKRO	BME	@NA	
BLACKRO	HIS	@NA	
BLACKRO	BHY	@NA	
BLACKRO	BLK	@NA	
BLACKRO	BNA	@NA	
BLACKRO	BKT	@NA	
BLACKRO	BRM	@NA	
BLACKRO	BYM	@NA	
BLACKRO	BMT	@NA	
BLACKRO	BQT	@NA	
BLACKRO	BKN	@NA	
BLACKRO	BLW	@NA	
BLACKRO	BZM	@NA	
BLACKRO	BKK	@NA	
BLACKRO	BFK	@NA	

BLACKRO	BMN	@NA	
BLACKRO	BPK	@NA	
BLACKRO	BLE	@NA	
BLACKRO	BBK	@NA	
BLACKRO	BLN	@NA	
BLACKRO	RNJ	@NA	
BLACKRO	BNJ	@NA	
BLACKRO	BLJ	@NA	
BLACKRO	BSE	@NA	
BLACKRO	RNY	@NA	
BLACKRO	BFY	@NA	
BLACKRO	BNY	@NA	
BLACKRO	BLH	@NA	
BLACKRO	BQH	@NA	
BLACKRO	BPS	@NA	
BLACKRO	BPP	@NA	
BLACKRO	BHD	@NA	
BLACKRO	BDT	@NA	
BLACKRO	BSD	@NA	
BLACKRO	3BROKZ	@NA	
BLACKRO	BHV	@NA	
BLAIR COI	BL	@NA	
BLDRS DE	ADRD.	@NA	
BLDRS EM	ADRE.	@NA	
BLDRS EU	ADRU.	@NA	
BLDRS INI	ADRA	@NA	
BLOCK H (	HRB		10
BLOCKBU	BBI		15
BLONDER	BDR	@NA	
BLOUNT II	BLT	@NA	
BLUE CHIP	BLU	@NA	
BLUE COA	BCSI	@NA	
BLUE DOL	BDCO	@NA	
BLUE INDU	3BLII	@NA	
BLUE MAF	BLUE	@NA	
BLUE NILE	NILE	@NA	
BLUE RID(	3BREY	@NA	
BLUE RID(	3BLRGZ	@NA	
BLUE RIVE	BRBI	@NA	
BLUE SQU	BSI	@NA	
BLUEBOO	3BBKH	@NA	
BLUEFLY I	BFLY	@NA	
BLUEGRE	BXG		17
BLUELINX	BXC	@NA	
BLUEPHO	BPHX	@NA	
BLUESTAF	3BLSH	@NA	
BLYTH INC	BTH		12
BMC INDU	BMMI	@NA	
BMC SOFT	BMC	@NA	
BNC BANC	BNCN	@NA	
BNCCORP	BNCC	@NA	

BNP PARII	BNPZY		5
BNP RESII	BNP	@NA	
BNS HOLD	3BNSIA	@NA	
BNY CAPI	BK.PF	@NA	
BOARDWA	BORD	@NA	
BOARDWA	BOWFF	@NA	
BOB EVAN	BOBE	@NA	
BOC GROI	BOX		8
BODISEN	3BBOI	@NA	
BODY ART	0382B	@NA	
BOE FINL	BSXT	@NA	
BOEING C	0122B		8
BOEING C	BA		8
BOFI HOLI	BOFI	@NA	
BOGEN C(	BOGN	@NA	
BOIS D AF	BDE	@NA	
BOISE CA	BCC	@NA	
BOK FINAI	BOKF		11
BOLT TEC	BTJ	@NA	
BOMBAY (	BBA	@NA	
BON-TON	BONT	@NA	
BONE CAF	BCII	@NA	
BONSO EL	BNSO	@NA	
BOOKHAM	BKHM	@NA	
BOOKS-A-	BAMM	@NA	
BOOTH CF	9870B		20
BOOTS GF	BOOYY		10
BOOTS&C	WEL	@NA	
BORDEN (	9441B		16
BORDERS	BGP	@NA	
BORGWAF	BWA		9
BORLAND	BORL	@NA	
BOS BETT	BOSC	@NA	
BOSS HOI	3BSHI	@NA	
BOSTON A	BOSA	@NA	
BOSTON E	SAM	@NA	
BOSTON (	BCGI	@NA	
BOSTON E	BSE1	@NA	
BOSTON (	EFU3	@NA	
BOSTON L	BLSI	@NA	
BOSTON F	BPFH	@NA	
BOSTON F	BXP		10
BOSTON F	3BRAI	@NA	
BOSTON S	BSX		9
BOTTOML	EPAY	@NA	
BOULDER	BIF	@NA	
BOULDER	BTF	@NA	
BOUNDLE	BDLSQ	@NA	
BOVIE ME	BVX	@NA	
BOWATER	BOW		14
BOWATER	BOW1.	@NA	

BOWL AMI	BWL.A	@NA	
BOWLIN T	3BWTL	@NA	
BOWNE &	BNE		16
BOYD GAI	BYD		14
BOYDS CC	FOB		18
BOYKIN LC	BOY	@NA	
BOYSTOY	3GRLZ	@NA	
BP PLC -A	BP		4
BP PRUDH	BPT	@NA	
BPC HOLD	0158B		16
BPK RESC	3BPKRE	@NA	
BPP LIQUI	3BPPNZ	@NA	
BRADLEY	BDY	@NA	
BRADY CC	BRC	@NA	
BRAINTEC	3BRHI	@NA	
BRAND SE	0550B		17
BRANDMA	BMKS	@NA	
BRANDPA	3BPTR	@NA	
BRANDYW	BDN		12
BRANTLE'	BBDCE	@NA	
BRASCAN	BNN		9
BRASIL TE	BRP	@NA	
BRASIL TE	BTM	@NA	
BRASKEM	BAK		14
BRAVO FC	3BRVO	@NA	
BRAZAUR	BZOFF	@NA	
BRAZIL FA	3BOBS	@NA	
BRAZIL FU	BZF	@NA	
BRAZILIAN	BZL	@NA	
BRE PROF	BRE		11
BREAKAW	BWAY	@NA	
BREAKWA	3BWLRF	@NA	
BREK ENE	BREK	@NA	
BRESLER	3BRER	@NA	
BRIAZZ IN	BRZZQ	@NA	
BRIDGE B	3BDGE	@NA	
BRIDGE C	BBNK	@NA	
BRIDGE S	OCNB	@NA	
BRIDGE TI	BRDG	@NA	
BRIDGFOF	BRID	@NA	
BRIGGS &	BGG		12
BRIGHAM	BEXP	@NA	
BRIGHT H	BFAM	@NA	
BRIGHTM/	BRML	@NA	
BRIGHTPC	CELL		16
BRIGHTST	BSTA	@NA	
BRIGHTST	3BTSR	@NA	
BRILLIAN	BRLC	@NA	
BRILLIANC	CBA	@NA	
BRILLIANT	3BDEI	@NA	
BRINKER	EAT		11

BRINKS C	BCO		11
BRISTOL \	BRW		13
BRISTOL-I	BMY		7
BRITESMI	BSML	@NA	
BRITISH A	BAB		13
BRITISH A	BTI		10
BRITISH E	BGYNY	@NA	
BRITISH S	BSY		12
BRITTON (	BKBK	@NA	
BROADBA	BDH	@NA	
BROADCA	3BCST	@NA	
BROADCC	BRCM	@NA	
BROADLE	3BDLFE	@NA	
BROADVIE	3BDVM	@NA	
BROADVIS	BVSN	@NA	
BROADW/	BYFC	@NA	
BROADWI	BWNG	@NA	
BROCADE	BRCD	@NA	
BRONX VE	3BRXVF	@NA	
BROOKE (	BXX	@NA	
BROOKFIE	BHS	@NA	
BROOKFIE	BPO		11
BROOKLIN	BRKL	@NA	
BROOKLIN	BRKL.P	@NA	
BROOKLY	3BCAK	@NA	
BROOKLY	BFSB	@NA	
BROOKS /	BRKS	@NA	
BROOKST	BKST	@NA	
BROOKTR	BRKT	@NA	
BROWN &	BRO	@NA	
BROWN J(	0409B	@NA	
BROWN S	BWS		14
BROWN-F	BF.B		8
BRT REAL	BRT	@NA	
BRUKER E	BRKR	@NA	
BRUNSWI	BRB	@NA	
BRUNSWI	BC		10
BRUSH EN	BW	@NA	
BRYN MA\	BMTC	@NA	
BSB BANC	BSBN	@NA	
BSD MEDI	3BSDM	@NA	
BSD SOFT	3BSDS	@NA	
BSI2000 IN	3BSIO	@NA	
BSQUARE	BSQR	@NA	
BT GROUI	BT		9
BTU INTEI	BTUI	@NA	
BUCA INC	BUCAE	@NA	
BUCKEYE	BPL		10
BUCKEYE	BKI		15
BUCKLE IN	BKE	@NA	
BUCYRUS	BUCY		15

BUDGET (	BDGPA	@NA	
BUDGETH	3BUDH	@NA	
BUFFALO	BWLD	@NA	
BUFFETS	0419B		17
BUHRMAN	BUH		15
BUILD-A-B	BBW	@NA	
BUILDERS	BLDR	@NA	
BUILDING	9438B		15
BUILDING	BMHC		15
BULL RUN	BULL	@NA	
BUNGE LT	BG		11
BUNZL PL	BNL	@NA	
BURKE MI	3BMLS	@NA	
BURLINGT	BCF	@NA	
BURLINGT	BNI1	@NA	
BURLINGT	BNI		10
BURLINGT	BR		10
BURNHAM	BURCA	@NA	
BUSINESS	BOBJ	@NA	
BUTLER IN	BUTLE	@NA	
BUTLER N	3BUKS	@NA	
BUY.COM	BUYY	@NA	
BVR SYST	3BVRSF	@NA	
BWC FINA	BWCF	@NA	
C H ROBIN	CHRW	@NA	
C&D TECH	CHP	@NA	
C&F FINAN	CFFI	@NA	
C-COR INC	CCBL	@NA	
CA NAC TI	VNT	@NA	
CABCO TF	PFH	@NA	
CABELAS	CAB	@NA	
CABELTEL	GBR	@NA	
CABG MEI	CABG	@NA	
CABLE & \	CWP		14
CABLETEL	CCMTF	@NA	
CABLEVIS	CVC		14
CABOT CC	CBT		10
CABOT MI	CCMP	@NA	
CABOT OI	COG	@NA	
CACHE IN	CACH	@NA	
CACI INTL	CAI		14
CADBURY	CSG		11
CADENCE	CDN	@NA	
CADENCE	3CDNR	@NA	
CADIZ INC	3CDZI	@NA	
CADMUS (	CDMS		15
CADUS CC	3KDUS	@NA	
CAE INC	CGT	@NA	
CAESARS	CZR		13
CAGLE'S I	CGL.A	@NA	
CAL DIVE	CDIS	@NA	

CAL-BAY I	3CBYI	@NA	
CAL-MAIN	CALM	@NA	
CALA COF	CCAA	@NA	
CALAMOS	CLMS	@NA	
CALAMOS	CHY	@NA	
CALAMOS	CHI	@NA	
CALAMOS	CSQ	@NA	
CALAMP C	CAMP	@NA	
CALAVO G	CVGW	@NA	
CALBATE(	3CLBEE	@NA	
CALCASIE	CKX	@NA	
CALGON (	CCC	@NA	
CALI HOLI	3CALI	@NA	
CALIBER I	CLBRQ	@NA	
CALICO C	CLIC	@NA	
CALIF FIR	CFNB	@NA	
CALIFORN	CALC	@NA	
CALIFORN	CAEN	@NA	
CALIFORN	CAMD	@NA	
CALIFORN	CPKI	@NA	
CALIFORN	CWT		7
CALIPER I	CALP	@NA	
CALL NOW	3CLNWE	@NA	
CALL-NET	3CNEZF		18
CALLAWA	ELY	@NA	
CALLIDUS	CALD	@NA	
CALLISTO	KAL	@NA	
CALLON P	CPE	@NA	
CALLOWA	CLWY	@NA	
CALLWAV	CALL	@NA	
CALPINE (	CPN		17
CALTON II	3CTON	@NA	
CALYPSO	CLYW	@NA	
CALYPTE	HIV	@NA	
CAM COM	CADA	@NA	
CAMBEX (	3CBEX	@NA	
CAMBIOR	CBJ	@NA	
CAMBR AI	CATG	@NA	
CAMBREX	CBM	@NA	
CAMBRID(	OLED	@NA	
CAMBRID(	CNGG	@NA	
CAMBRID(	3CAMH	@NA	
CAMBRID(	3CDGD	@NA	
CAMCO FI	CAFI	@NA	
CAMDEN I	CAC	@NA	
CAMDEN I	CPT.P	@NA	
CAMDEN I	CPT		11
CAMECO (	CCJ		10
CAMELOT	3CMEG	@NA	
CAMERA I	3CPFR	@NA	
CAMINOS(	3CMSF	@NA	

CAMPBEL	3CBLRF	@NA	
CAMPBEL	CPB		8
CAMTEK L	CAMT	@NA	
CANADA L	CLU		7
CANADA S	CSPLF	@NA	
CANADIAN	CNI		10
CANADIAN	CNQ		10
CANADIAN	CP	@NA	
CANADIAN	SNG	@NA	
CANAL CA	3COWP	@NA	
CANALASI	3CVVLF	@NA	
CANARC F	3CRCUF	@NA	
CANARGC	CNR	@NA	
CANCERV	CNVX	@NA	
CANDELA	CLZR	@NA	
CANDIE'S	CAND	@NA	
CANDLEW	CNDL	@NA	
CANNON E	CEXP	@NA	
CANNOND	BIKEQ	@NA	
CANO PET	CFW	@NA	
CANON IN	CAJ		5
CANTEL M	CMN	@NA	
CANTERB	CITI	@NA	
CANTERB	ECP	@NA	
CANWEST	CWG	@NA	
CANYON F	CAU	@NA	
CAP ROCK	RKE	@NA	
CAPCO EN	3CGYNE	@NA	
CAPE SYS	3CYSG	@NA	
CAPITAL &	CII	@NA	
CAPITAL A	CAA	@NA	
CAPITAL A	CARS		12
CAPITAL E	CBKN	@NA	
CAPITAL E	3CBEV	@NA	
CAPITAL C	CCBG	@NA	
CAPITAL C	CCOWD	@NA	
CAPITAL C	CAPX	@NA	
CAPITAL C	3CGLD	@NA	
CAPITAL L	LSE	@NA	
CAPITAL L	TCL	@NA	
CAPITAL C	COF		12
CAPITAL F	CPHJ	@NA	
CAPITAL F	CPI	@NA	
CAPITAL S	CSU	@NA	
CAPITAL S	CSWC	@NA	
CAPITAL T	CTGI	@NA	
CAPITAL T	CT	@NA	
CAPITALS	CSE	@NA	
CAPITOL E	CBC	@NA	
CAPITOL F	CFFN	@NA	
CAPRIUS I	3CAPS	@NA	

CAPSOUR	3CPSO	@NA	
CAPSTEAI	CMO	@NA	
CAPSTON	CPST	@NA	
CAPTARIS	CAPA	@NA	
CAPTIVA S	CPTV	@NA	
CARACO F	CPD	@NA	
CARAUST.	CSAR		15
CARBO CE	CRR	@NA	
CARDERC	CDY	@NA	
CARDIAC	DFIB	@NA	
CARDIMA	CRDM	@NA	
CARDINAL	CFNL	@NA	
CARDINAL	CAH		11
CARDIOD'	CDIC	@NA	
CARDIOGI	3CGCP	@NA	
CARDIOMI	CRME	@NA	
CARDIOTE	CTE	@NA	
CARDIOV/	3CVBT	@NA	
CARDTRO	0506B	@NA	
CAREADV	3CADV	@NA	
CAREER E	CECO	@NA	
CAREMAR	CMX		11
CARESIDE	CASI	@NA	
CARIBBEA	3CAHR	@NA	
CARIBBEA	0113B		8
CARLISLE	CSL		11
CARLISLE	CLHL	@NA	
CARMAX I	KMX	@NA	
CARMEL C	KMLCF	@NA	
CARMIKE	CKEC		17
CARNIVAL	CCL		9
CARNIVAL	CUK	@NA	
CAROLINA	CLBH	@NA	
CAROLINA	PGN2		11
CARPENT	CRS		12
CARRAME	CRE		11
CARREKE	CANI	@NA	
CARRIAGE	CSV		17
CARRIER	CACSE	@NA	
CARRING'	CARN	@NA	
CARRIZO	CRZO	@NA	
CARROLL	CSBI	@NA	
CARROLL'	CRRB	@NA	
CARROLS	6479A	@NA	
CARTER ('	9833B		14
CARTER'S	CRI	@NA	
CARVER E	CNY	@NA	
CAS MEDI	3CAMY	@NA	
CASCADE	CACB	@NA	
CASCADE	CAE	@NA	
CASCADE	CASB	@NA	

CASCADE	CSCD	@NA	
CASCADE	CGC		10
CASELLA	CWST		15
CASEYS G	CASY	@NA	
CASH AME	CSH	@NA	
CASH SYS	CKN	@NA	
CASH TEC	TQ	@NA	
CASS INF(	CASS	@NA	
CASTELLE	CSTL	@NA	
CASTLE (A	CAS	@NA	
CASTLE C	CVF	@NA	
CASTLE E	CECX	@NA	
CASUAL M	CMRG	@NA	
CATALINA	CALA	@NA	
CATALINA	POS	@NA	
CATALYST	CATS	@NA	
CATALYTI	CESI	@NA	
CATAPULT	CATT	@NA	
CATELLUS	CDX		12
CATERPIL	CAT1	@NA	
CATERPIL	CAT		8
CATERPIL	CAT.F	@NA	
CATHAY G	CATY	@NA	
CATHAY M	CMQ	@NA	
CATO COF	CTR	@NA	
CATTLES/	3CTLE	@NA	
CATUITY I	CTTY	@NA	
CAVALIER	CAV	@NA	
CAVALRY	CAVB	@NA	
CAVCO IN	CVCO	@NA	
CB RICHA	CBG	@NA	
CBD MEDI	0468B	@NA	
CBL & ASS	CBL	@NA	
CBR BREV	CBRAF	@NA	
CBRL GRO	CBRL		12
CCA INDU	CAW	@NA	
CCC GLOE	CCGC	@NA	
CCC INFO	CCCG	@NA	
CCF HOLD	CCFH	@NA	
CCI GROU	3CCIG	@NA	
CCSB FIN/	CCFB	@NA	
CD WARE	CDWI	@NA	
CD&L INC	CDV	@NA	
CDC CORI	CHINA	@NA	
CDI CORP	CDI	@NA	
CDSI HOL	3CDSI	@NA	
CDW COR	CDWC	@NA	
CE FRANK	CFK	@NA	
CEATECH	CEAH	@NA	
CEC ENTE	CEC	@NA	
CECO EN\	CECE	@NA	

CECS COI	CECS	@NA	
CEDAR FA	FUN	@NA	
CEDAR SH	CDR	@NA	
CEDARA S	CDSW	@NA	
CEDRIC K	CKPI	@NA	
CEL-SCI C	CVM	@NA	
CELADON	CLDN	@NA	
CELANESI	CZLNF		16
CELANESI	CE	@NA	
CELEBRA	BDAY	@NA	
CELERITE	CLTK	@NA	
CELERITY	3CLRT	@NA	
CELERITY	3CESY	@NA	
CELESTIC	CLS		15
CELGENE	CELG	@NA	
CELL GEN	CEGE	@NA	
CELL ROB	3CRIIE	@NA	
CELL THE	CTIC	@NA	
CELLCO P	0537B		7
CELLDEX	CDEX	@NA	
CELLEGY	CLGY	@NA	
CELLPOIN	3CLPTQ	@NA	
CELLSTAI	CLSTE	@NA	
CELLULAI	3CTSC	@NA	
CELSION (	CLN	@NA	
CELTRON	3CLTRE	@NA	
CEMEX S	CX		12
CENDANT	CD		11
CENTENE	CNC	@NA	
CENTENN	CYCL		18
CENTENN	CHLE	@NA	
CENTER E	CNBC	@NA	
CENTER F	CLFC	@NA	
CENTERP	CVP	@NA	
CENTERP	CNP		11
CENTERP	CNP3	@NA	
CENTERP	CNP6		11
CENTERP	CNT		11
CENTERS	CSFL	@NA	
CENTEX C	CTX		11
CENTEX C	CTX.F	@NA	
CENTILLIU	CTLM	@NA	
CENTRA F	0227B	@NA	
CENTRA S	CTRA	@NA	
CENTRAL	CEBK	@NA	
CENTRAL	CCBN	@NA	
CENTRAL	CEE	@NA	
CENTRAL	CEDC	@NA	
CENTRAL	GCFC	@NA	
CENTRAL	CENF	@NA	
CENTRAL	CEF	@NA	

CENTRAL	CENT		14
CENTRAL	CHG1		8
CENTRAL	AES2		9
CENTRAL	AES3		9
CENTRAL	CJBK	@NA	
CENTRAL	EAS3		10
CENTRAL	3CENMF	@NA	
CENTRAL	CTNR	@NA	
CENTRAL	CPF	@NA	
CENTRAL	CPC		16
CENTRAL	CET	@NA	
CENTRAL	CSTW	@NA	
CENTRAL	CVCY	@NA	
CENTRAL	CV		12
CENTRAL	CVBK	@NA	
CENTREX	3CNEXE	@NA	
CENTRL E	CETV		15
CENTRUE	TRUE	@NA	
CENTURA	MBNEQ	@NA	
CENTURY	CENX		15
CENTURY	CNBKA	@NA	
CENTURY	CBIZ	@NA	
CENTURY	CNTY	@NA	
CENTURY	3CYPC	@NA	
CENTURY	3CPPC	@NA	
CENTURY	CRLTS	@NA	
CENTURY	CTL		10
CENUCO I	ICU	@NA	
CENVEO I	CVO		16
CEPHALO	CEPH		16
CEPHEID	CPHD	@NA	
CERADYN	CRDN		15
CERAGON	CRNT	@NA	
CERAMIC	3CPSX	@NA	
CERBCO I	3CERB	@NA	
CERES GI	CERG	@NA	
CERIDIAN	CEN		12
CERNER (	CERN	@NA	
CERTEGY	CEY		11
CERTICON	CERTF	@NA	
CERTIFIE	3CSRVE	@NA	
CERTRON	3CRTN	@NA	
CERUS C(	CERS	@NA	
CET SERV	ENV	@NA	
CEVA INC	CEVA	@NA	
CEYONIQ	CCEQQ	@NA	
CFC INTE	CFCI	@NA	
CFS BANC	CITZ	@NA	
CGI GROU	GIB	@NA	
CGI HOLD	THK	@NA	
CH ENER(	CHG	@NA	

CHAD THE	CTU	@NA	
CHAI NA T	3CCCFF	@NA	
CHAMPIOI	CHB		16
CHAMPIOI	CHMP	@NA	
CHAMPIOI	3CREB	@NA	
CHAMPIOI	3CPLY	@NA	
CHAMPNS	CPNT	@NA	
CHAMPPS	CMPP	@NA	
CHANNEL	CHNL	@NA	
CHAPARR	3CHAR	@NA	
CHARLES	CTHR	@NA	
CHARLES	CRAI	@NA	
CHARLES	CRL		13
CHARLES	CRL.P	@NA	
CHARLOT	CHIC	@NA	
CHARMIN	CHRS		15
CHART INI	3CIDI	@NA	
CHARTER	CHTR		19
CHARTER	CHFN	@NA	
CHARTER	CHRT		12
CHARTER	CHC	@NA	
CHARTWE	CWF	@NA	
CHARTWE	3CWII	@NA	
CHASE CC	CCF	@NA	
CHATTEM	CHTT		15
CHAUS (B	3CHBD	@NA	
CHC HELI	FLI		15
CHECK PC	CHKP	@NA	
CHECKER	CHKR	@NA	
CHECKFR	CKFR	@NA	
CHECKPO	CKP	@NA	
CHEESEC	CAKE	@NA	
CHEFS IN	3CHEF	@NA	
CHEMBIO	3CEMI	@NA	
CHEMED (	CHE		15
CHEMICAI	CHFC	@NA	
CHENIERE	LNG		16
CHEROKE	CHKE	@NA	
CHEROKE	CHRK	@NA	
CHESAPE.	CSK		14
CHESAPE.	CHK		15
CHESAPE.	CPK	@NA	
CHESTER	CVAL	@NA	
CHEUNG I	CHEUY		9
CHEVIOT I	CHEV	@NA	
CHEVRON	CVX		5
CHEVRON	0241B		10
CHICAGO	CBI	@NA	
CHICAGO	CME	@NA	
CHICAGO	CVR	@NA	
CHICOS F.	CHS	@NA	

CHILDREN	PLCE	@NA	
CHILE FUN	CH	@NA	
CHILESAT	CSAOY	@NA	
CHINA CO	CHCL	@NA	
CHINA EA	CEA	@NA	
CHINA EN	CESV	@NA	
CHINA EN	3CSHEF	@NA	
CHINA FO	3CHIF	@NA	
CHINA FU	CHN	@NA	
CHINA HO	0729B	@NA	
CHINA LIF	LFC	@NA	
CHINA MC	CHL		10
CHINA MC	3CHMS	@NA	
CHINA NA	CHNR	@NA	
CHINA NE	CN	@NA	
CHINA NE	3CTVH	@NA	
CHINA PE	SNP	@NA	
CHINA PH	3CPICF	@NA	
CHINA PR	3CHPIE	@NA	
CHINA SO	ZNH	@NA	
CHINA TE	CNTF	@NA	
CHINA TE	3CTGLF	@NA	
CHINA TE	CHA	@NA	
CHINA UN	CHU	@NA	
CHINA YU	CYD	@NA	
CHINAWE	3CHWE	@NA	
CHINDEX	CHDX	@NA	
CHIPMOS	IMOS	@NA	
CHIQUITA	CQB		16
CHIRON C	CHIR		9
CHISTE C	3CSTC	@NA	
CHITTEND	CHZ		11
CHOCTAW	0216B		14
CHOICE H	CHH		11
CHOICEP	CPS	@NA	
CHOLEST	CTEC	@NA	
CHORDIA	CHRD	@NA	
CHRISTOF	CBK	@NA	
CHROMCF	CRC	@NA	
CHRONIM	CHMD	@NA	
CHS INC	9919B	@NA	
CHUBB C	CB		8
CHUNGHV	CHT	@NA	
CHURCH &	CHD		14
CHURCH I	1686B	@NA	
CHURCHI	CHDN	@NA	
CHYRON (	3CYRO	@NA	
CIA ENER	CIG	@NA	
CIA PARA	ELP	@NA	
CIBA SPCI	CSB		8
CIBER INC	CBR	@NA	

CIENA CO	CIEN		17
CIGNA CO	CI		11
CIGNA INV	IIS	@NA	
CILCORP I	AES1		9
CIM HIGH	CIM	@NA	
CIMAREX	XEC	@NA	
CIMATROI	CIMT	@NA	
CIMETRIX	3CMXX	@NA	
CIMNET IN	3CIMK	@NA	
CINCINNA	CBB		16
CINCINNA	CINF		8
CINCINNA	CIN1	@NA	
CINEMARI	9136B		16
CINEMAST	LUXYQ	@NA	
CINERGY	CIN		10
CINGULAF	0394B		8
CINRAM IN	CNRMF		14
CINTAS C(	CTAS		8
CINTECH S	3CMGFF	@NA	
CIPHER H	3CIHR	@NA	
CIPHERGE	CIPH	@NA	
CIPRICO II	CPCI	@NA	
CIRCLE GI	CXN	@NA	
CIRCOR IN	CIR	@NA	
CIRCUIT C	CCKM.CM	@NA	
CIRCUIT C	CC	@NA	
CIRCUIT R	3CRLIE	@NA	
CIRILIUM I	3CRLU	@NA	
CIRRUS L(	CRUS		17
CIRTRAN (	3CIRT	@NA	
CISCO SY	CSCO	@NA	
CIT GROU	CIT		8
CITADEL E	CDL	@NA	
CITADEL S	CDSS	@NA	
CITGO PE	9805B		14
CITI TREN	CTRN	@NA	
CITICORP	3614B		6
CITIGROU	C2		6
CITIGROU	C		6
CITIGROU	TLI	@NA	
CITIZENS	CZNC	@NA	
CITIZENS	3CZBS	@NA	
CITIZENS	CBCF		11
CITIZENS	CZN		13
CITIZENS	CNFL	@NA	
CITIZENS	3CZFS	@NA	
CITIZENS	CTZN	@NA	
CITIZENS	3CZFC	@NA	
CITIZENS	CFSB	@NA	
CITIZENS	CIZ	@NA	
CITIZENS	CIA	@NA	

CITIZENS	CSBC	@NA	
CITRIX SY	CTXS	@NA	
CITY BK L	CTBK	@NA	
CITY HOLI	CHCO	@NA	
CITY INVE	CNVLZ	@NA	
CITY NATI	CYN		10
CITY NETV	CSN	@NA	
CITY TELE	CTEL		15
CITYVIEW	3CTVWF	@NA	
CKE REST	CKR		17
CKF BANC	3CKFB	@NA	
CKX INC	CKXE	@NA	
CLAIMSNE	3CLAI	@NA	
CLAIRES S	CLE	@NA	
CLANCY S	3CLSI	@NA	
CLARCOR	CLC	@NA	
CLARIA C(	CLRA	@NA	
CLARIENT	CLRT	@NA	
CLARION	3CLAR	@NA	
CLARK IN(	CLK	@NA	
CLARUS C	CLRS	@NA	
CLASSIC E	CLAS	@NA	
CLAXSON	3XSONF	@NA	
CLAYTON	CWEI	@NA	
CLEAN DIE	3CDTI	@NA	
CLEAN HA	CLHB		15
CLEAN SY	CSTM	@NA	
CLEAR CH	CCU		12
CLEARLY	3CCBEF	@NA	
CLEARST(	3CSYS	@NA	
CLECO C(	CNL		11
CLECO P(	CNL1		11
CLEVELAN	CX2		12
CLEVELAN	CLF	@NA	
CLICK CO	CKCM	@NA	
CLICKABL	3CKEI	@NA	
CLICKNSE	3CLIK	@NA	
CLICKSOF	CKSW	@NA	
CLIFTON S	CSBK	@NA	
CLINICAL	CLDA	@NA	
CLOROX (	CLX		9
CLOSURE	CLSR	@NA	
CLOUGH (	GLV	@NA	
CLOUGH (	GLQ	@NA	
CLOVER L	3CLOV	@NA	
CMGI INC	CMGI	@NA	
CMS ENEF	CMS		14
CNA FINAI	CNA		12
CNA SURE	SUR	@NA	
CNB BANC	3CNBI	@NA	
CNB FINAI	CCNE	@NA	

CNB HOLI	CNBY	@NA	
CNE GROI	CNE	@NA	
CNET NET	CNET		18
CNF INC	CNF		12
CNH GLOE	CNH		15
CNOOC LT	CEO		10
CNS INC	CNXS	@NA	
CNTV ENT	3CEGPE	@NA	
COACH IN	COH	@NA	
COACHME	COA	@NA	
COACTIVE	CMKG	@NA	
COAST DI	CRV	@NA	
COAST FII	CFHI	@NA	
COASTAL	3COCBE	@NA	
COASTAL	CFCP	@NA	
COASTCA	COCA	@NA	
COATES N	0448B	@NA	
COAXIALL	0242B	@NA	
COBIZ INC	COBZ	@NA	
COBRA EL	COBR	@NA	
COCA COI	CCH	@NA	
COCA-COI	COKE		11
COCA-COI	KO		7
COCA-COI	CCE		8
COCA-COI	KOF		11
CODORUS	CVLY	@NA	
COEUR D'	CDE		18
COFFEE H	JVA	@NA	
COFFEYVI	0731B	@NA	
COGENT (	COI	@NA	
COGENT I	COGT	@NA	
COGNEX (	CGNX	@NA	
COGNITR(	CGN	@NA	
COGNIZAN	CTSH	@NA	
COGNOS I	COGN	@NA	
COHEN &	RLF	@NA	
COHEN &	DVM	@NA	
COHEN &	CNS	@NA	
COHEN &	RPF	@NA	
COHEN &	RQI	@NA	
COHEN &	RNP	@NA	
COHEN &	RTU	@NA	
COHEN &	UTF	@NA	
COHEN &	RFI	@NA	
COHEN&S	RWF	@NA	
COHEREN	COHR	@NA	
COHESAN	COHT	@NA	
COHO ENI	CHOHQ	@NA	
COHU INC	COHU	@NA	
COINMACI	0415B		17
COINMACI	DRY		17

COINSTAF	CSTR		15
COLD MET	CMPI	@NA	
COLDWAT	CWTR	@NA	
COLE CON	3COLV	@NA	
COLE KEN	KCP	@NA	
COLES MY	CM		11
COLGATE	CL		6
COLLAGEI	CGPI	@NA	
COLLECTC	CLCT	@NA	
COLLEGE	3CGPA	@NA	
COLLEGIA	CFSI	@NA	
COLLEGIA	BOO	@NA	
COLLEGIS	3CLGS	@NA	
COLLINS &	CKC		19
COLLINS I	COLLE	@NA	
COLONIAL	CNB		12
COLONIAL	CCA	@NA	
COLONIAL	3CCOM	@NA	
COLONIAL	CXE	@NA	
COLONIAL	CFX	@NA	
COLONIAL	CIF	@NA	
COLONIAL	CMK	@NA	
COLONIAL	CXH	@NA	
COLONIAL	CMU	@NA	
COLONIAL	CNM	@NA	
COLONIAL	CLP.P	@NA	
COLONIAL	CLP		12
COLONY E	CBAN	@NA	
COLOR IM	3CIMG	@NA	
COLOR KI	CLRK	@NA	
COLORAD	CGP1		18
COLT TEL	COLT		18
COLUMBIA	CBMD	@NA	
COLUMBIA	CBBO	@NA	
COLUMBIA	COLB	@NA	
COLUMBIA	NI2		11
COLUMBIA	COE	@NA	
COLUMBIA	CBRX	@NA	
COLUMBIA	COLM	@NA	
COLUMBU	CMCO		17
COLUMBU	AEP8	@NA	
COM21 IN	CMTOQ	@NA	
COMARCC	CMRO	@NA	
COMBINA	CRXX	@NA	
COMCAST	CMCSA		11
COMDIAL	3CMDZ	@NA	
COMDISC	3CDCO	@NA	
COMERIC	CMA		8
COMFORC	CFS	@NA	
COMFORT	FIX	@NA	
COMM BA	CCBP	@NA	

COMMANI	3CMMD	@NA	
COMMER(	CBH		10
COMMER(	CBSH	@NA	
COMMER(	CBHJP	@NA	
COMMER(	EGR	@NA	
COMMER(	CGCO	@NA	
COMMER(	CGI		11
COMMER(	CMRCQ	@NA	
COMMER(	3CMOH	@NA	
COMMER(	CLBK	@NA	
COMMER(	CCBI	@NA	
COMMER(	CMEC	@NA	
COMMER(	3ZCCCF	@NA	
COMMER(	CFB		13
COMMER(	CMC		11
COMMER(	CNAF	@NA	
COMMER(	CVGI	@NA	
COMML NI	NNN		12
COMMOD(	3CXII	@NA	
COMMOD(	COES	@NA	
COMMOD(	CXOT	@NA	
COMMON\	CWBS	@NA	
COMMON\	CBTE	@NA	
COMMON\	UCM1		9
COMMON\	CTCO	@NA	
COMMSC(	CTV		14
COMMTO(	CTCHC	@NA	
COMMUN	3CICI	@NA	
COMMUNI	3CMNN	@NA	
COMMUNI	0399B		16
COMMUNI	JCS	@NA	
COMMUNI	CMBC	@NA	
COMMUNI	CBON	@NA	
COMMUNI	CBU	@NA	
COMMUNI	CMTY	@NA	
COMMUNI	SCB	@NA	
COMMUNI	CBNV	@NA	
COMMUNI	CBIN	@NA	
COMMUNI	ALBY	@NA	
COMMUNI	CYL	@NA	
COMMUNI	CCBD	@NA	
COMMUNI	CFFC	@NA	
COMMUNI	CYH		15
COMMUNI	CIBI	@NA	
COMMUNI	CSHB	@NA	
COMMUNI	CTBI	@NA	
COMMUNI	CWBC	@NA	
COMP BEI	ABV	@NA	
COMP SID	SID		14
COMPAGN	GGY		15
COMPANH	SBS		15

COMPANH	RIO	@NA	
COMPANI/	CU		10
COMPANI/	CTC		11
COMPASS	CBSS		6
COMPASS	CKNO	@NA	
COMPASS	CMP	@NA	
COMPETIT	CTT	@NA	
COMPEX T	CMPX	@NA	
COMPLET	CLTLF	@NA	
COMPNIA	BVN	@NA	
COMPOSI	3CPTCQ	@NA	
COMPREH	3CHCR	@NA	
COMPREH	3CMHS	@NA	
COMPUCF	CCRT	@NA	
COMPUDY	CDCYE	@NA	
COMPUGE	CGEN	@NA	
COMPUME	3CMPD	@NA	
COMPUPF	3CPPT	@NA	
COMPUTE	CA		12
COMPUTE	CHRZ	@NA	
COMPUTE	CMNT	@NA	
COMPUTE	CPSI	@NA	
COMPUTE	CSC		8
COMPUTE	CTG	@NA	
COMPUTE	3COIB	@NA	
COMPUW/	CPWR	@NA	
COMPX IN	CIX	@NA	
COMSTOC	CHCI	@NA	
COMSTOC	CRK		15
COMSYS I	CITP	@NA	
COMTECH	COGO	@NA	
COMTECH	CMTL	@NA	
COMTEX N	3CMTX	@NA	
COMVERS	CMVT		15
CONAGRA	CAG		10
CONCENT	0136B		16
CONCENT	CRXN	@NA	
CONCEPT	CPTS	@NA	
CONCERC	CERO	@NA	
CONCORD	LENS	@NA	
CONCORD	CCRD	@NA	
CONCORD	CCDC	@NA	
CONCUR T	CNQR	@NA	
CONCURR	CCUR	@NA	
CONE MIL	CJML	@NA	
CONECTIS	3CNES	@NA	
CONECTIV	POM2		10
CONEXAN	CNXT		18
CONGOLE	CGM		27
CONIAGAS	3COIGE	@NA	
CONMED (	CNMD		15

CONN'S IN	CONN	@NA	
CONNECT	NU1		10
CONNECT	CTWS		8
CONNETIC	CNCT	@NA	
CONOCOF	COP		9
CONOLOG	CNLG	@NA	
CONOR M	CONR	@NA	
CONRAD I	CNRD	@NA	
CONSECC	CNO		15
CONSOL (	0645B	@NA	
CONSOL E	CNX		15
CONSOLID	0243B		18
CONSOLID	ED1		8
CONSOLID	ED		8
CONSOLID	3CEIW	@NA	
CONSOLID	CFWEQ	@NA	
CONSOLID	CGX	@NA	
CONSOLID	3CMMI	@NA	
CONSOLID	CSLMF	@NA	
CONSOLID	D2	@NA	
CONSOLID	CTO	@NA	
CONSOLID	CWCO	@NA	
CONSTAR	CNST		16
CONSTELL	STZ		14
CONSTELL	CEG		10
CONSULIE	CSLR	@NA	
CONSUME	CPSS	@NA	
CONSUME	CMS1		14
CONSYGE	CSGI	@NA	
CONTANG	MCF	@NA	
CONTINEN	CTTAY		10
CONTINEN	CAL		17
CONTINEN	0168B	@NA	
CONTINEN	CUO	@NA	
CONTINEN	0576B	@NA	
CONTINUC	CNU	@NA	
CONTROL	MCM		12
CONVERA	CNVR	@NA	
CONVERG	3CONV	@NA	
CONVERG	CVG		11
CONVERIU	CHR	@NA	
COOLSAV	3CSAV	@NA	
COOPER (	CAM		9
COOPER (	COO		14
COOPER (	COO.P	@NA	
COOPER I	CBE		9
COOPER ˜	CTB		12
COOPERA	COOP	@NA	
COPANO E	CPNO	@NA	
COPART II	CPRT	@NA	
COPPER M	CMTN	@NA	

COPYTELI	3COPY	@NA	
CORAL G(	3CGREF	@NA	
CORAM HI	3CRHEQ	@NA	
CORAUTU	VEGF	@NA	
CORCEPT	CORT	@NA	
CORDIA C	3CORG	@NA	
CORE LAE	CLB	@NA	
CORE MO	CMT	@NA	
CORE-MA	9829B	@NA	
CORGENI	3CONX	@NA	
CORGENT	CGTK	@NA	
CORILLIA	CORI	@NA	
CORIMON	CMNFY	@NA	
CORINTHI	COCO	@NA	
CORIO IN(	CRIO	@NA	
CORIXA C	CRXA	@NA	
CORN PR(	CPO		12
CORNELL	CRN		17
CORNERS	CBN	@NA	
CORNERS	CNRSQ	@NA	
CORNERS	TCR	@NA	
CORNERS	CLM	@NA	
CORNERS	CRF	@NA	
CORNING	GLW		12
CORNING	3CNIG	@NA	
CORONAL	3CDIK	@NA	
CORP OFI	OFC	@NA	
CORPBAN	BCA	@NA	
CORPORA	CDURQ	@NA	
CORPORA	EXBD	@NA	
CORPORA	CYE	@NA	
CORPORA	COY	@NA	
CORPORA	HYT	@NA	
CORPORA	HYV	@NA	
CORRECT	CPV	@NA	
CORRECT	CSCQ	@NA	
CORRECT	CXW		15
CORRPRC	CO	@NA	
CORTECH	CRTQ	@NA	
CORTEX F	COR	@NA	
CORTLAN	3CLDB	@NA	
CORTS TF	HYJ	@NA	
CORTS TF	HYH	@NA	
CORUS B/	CORS	@NA	
CORUS EI	CJR		14
CORUS GI	CGA		15
CORUS PI	CSPH	@NA	
CORVEL C	CRVL	@NA	
CORVU C(	3CRVU	@NA	
COSI INC	COSI	@NA	
COSINE C	COSN	@NA	

COSMO C	CSMO	@NA	
COST PLU	CPWM	@NA	
COST-U-L	CULS	@NA	
COSTAR (	CSGP	@NA	
COSTCO \	COST		8
COTELLIG	3CGZT	@NA	
COTHERI>	CTRX	@NA	
COTT COF	COT		14
COUNSEL	CXSNF	@NA	
COUNTRY	CFC		8
COURIER	CRRC	@NA	
COUSINS	CUZ	@NA	
COVAD C(	3COVD	@NA	
COVALEN	CVGR	@NA	
COVANCE	CVD	@NA	
COVANSY	CVNS	@NA	
COVANTA	CVGYQ		17
COVENAN	CVTI	@NA	
COVENTR	CVH		12
COVENTR	CVH.P	@NA	
COVER-AL	3COVR	@NA	
COVISTA (	CVST	@NA	
COWLITZ	CWLZ	@NA	
COX RADI	CXR		12
COX TECH	COXT	@NA	
CP SHIPS	TEU		12
CPAC INC	CPAK	@NA	
CPC OF A	3CPCF	@NA	
CPFL ENE	CPL	@NA	
CPI AERO	CVU	@NA	
CPI CORP	CPY	@NA	
CRAFTMA	CRFT	@NA	
CRAGAR I	3CRGR	@NA	
CRANE C(	CR		11
CRAWFOF	CRD.B	@NA	
CRAY INC	CRAYE	@NA	
CRAYFISH	CRFH	@NA	
CREATIVE	CAP	@NA	
CREATIVE	CREAF	@NA	
CREATOR	3CTORF	@NA	
CREDENC	CMOS	@NA	
CREDICOF	BAP	@NA	
CREDIT A(	CACCE	@NA	
CREDIT S	CIK	@NA	
CREDIT S	0109B		7
CREDIT S	CSR		8
CREDIT S	DHY	@NA	
CREDITRI	3CRMZ	@NA	
CREDO PE	CRED	@NA	
CREE INC	CREE	@NA	
CREO INC	CREO	@NA	

CRESCEN	CSNT	@NA	
CRESCEN	CRFN	@NA	
CRESCEN	CEI		15
CRESTED	3CBAG	@NA	
CRESUD S	CRESY	@NA	
CRH PLC	CRHCY		10
CRIIMI MA	CMM	@NA	
CRISTALE	CGW	@NA	
CRITICAL	CPTH	@NA	
CRITICAL	CRTX	@NA	
CRITICARI	CMD	@NA	
CROGHAN	3CHBH	@NA	
CROMPTC	CK		15
CRONOS (	CRNS	@NA	
CROSS (A	ATX	@NA	
CROSS C(	CCRN		15
CROSS TI	CRT	@NA	
CROSSMA	CROS	@NA	
CROSSRC	CRDS	@NA	
CROSSTE	XTXI	@NA	
CROSSTE	XTEX	@NA	
CROSSWA	CWCIQ	@NA	
CROWLEY	CWLM	@NA	
CROWN A	CRAN	@NA	
CROWN C	CCI		17
CROWN C	3CRWS	@NA	
CROWN E	CROE	@NA	
CROWN F	CFGI	@NA	
CROWN H	CCK		15
CROWN JI	3CJRSE	@NA	
CROWN M	CRWNE	@NA	
CROWN N	ASET	@NA	
CROWN P	3CRPP	@NA	
CROWN R	3CRCE	@NA	
CROWN V	3CVANQ	@NA	
CRT PROF	CRO	@NA	
CRUCELL	CRXL	@NA	
CRUZAN I	RUM	@NA	
CRYO-CEI	3CCEL	@NA	
CRYOCOF	CRYO	@NA	
CRYOLIFE	CRY	@NA	
CRYPTOL	CRYP	@NA	
CRYSTAL	CRSX	@NA	
CRYSTALI	KRY	@NA	
CSC HOLD	0351B		14
CSG SYST	CSGS	@NA	
CSI TECHI	0412B	@NA	
CSK AUTC	CAO		16
CSK CORI	CSKKY		13
CSP INC	CSPI	@NA	
CSS INDU	CSS	@NA	

CSX CORI	CSX		11
CSX TRAN	CSX3	@NA	
CT COMM	CTCI	@NA	
CT HOLDII	3CITN	@NA	
CTC COMI	CPTLQ	@NA	
CTD HOLI	3CTDH	@NA	
CTI GROU	3CTIG	@NA	
CTI INDUS	CTIBE	@NA	
CTI MOLE	CTMI	@NA	
CTRIP.CO	CTRP	@NA	
CTS CORI	CTS	@NA	
CTS CORI	CTS.P	@NA	
CUBIC CO	CUB	@NA	
CUBIC EN	3QBIK	@NA	
CUBIST PI	CBST	@NA	
CUISINE S	FZN	@NA	
CULLEN/F	CFR		10
CULP INC	CFI	@NA	
CUMBERL	CLG	@NA	
CUMBERL	CUMB	@NA	
CUMMINS	CMI		13
CUMULUS	CMLS		16
CUNO INC	CUNO	@NA	
CURAGEN	CRGN	@NA	
CURATIVE	CURE		18
CURIS INC	CRIS	@NA	
CURON M	CURN	@NA	
CURRENT	3CRTCF	@NA	
CURTISS-'	CW	@NA	
CUSAC G(	3CUSIF	@NA	
CUTERA II	CUTR	@NA	
CUTTER &	CBUK	@NA	
CV THERA	CVTX	@NA	
CVB FINAI	CVBF	@NA	
CVD EQUI	CVV	@NA	
CVF TECH	3CNVT	@NA	
CVS CORI	CVS		9
CYANOTE	CYAN	@NA	
CYBER DE	3CYDF	@NA	
CYBER DI	3CYBD	@NA	
CYBER MI	3CMEE	@NA	
CYBERCA	3CYBR	@NA	
CYBERGU	CGFW	@NA	
CYBERNE	ZNET	@NA	
CYBERON	CYBX	@NA	
CYBEROP	CYBE	@NA	
CYBERSO	CYBS	@NA	
CYBERTEI	3CYBTE	@NA	
CYBEX IN	CYB	@NA	
CYCLE CT	ATC	@NA	
CYGNE DI	3CYDS	@NA	

CYGNUS I	3CYGN	@NA	
CYMER IN	CYMI		16
CYPRESS	CYPB	@NA	
CYPRESS	CY		16
CYTATION	3CYON	@NA	
CYTEC INI	CYT		12
CYTOGEN	CYTO	@NA	
CYTOKINE	CYTK	@NA	
CYTOMED	3CYME	@NA	
CYTRX CC	CYTR	@NA	
CYTYC CC	CYTC	@NA	
D & E CON	DECC		15
D A CONS	DACGQ	@NA	
D G JEWE	DGJLQ	@NA	
D R HORT	DHI		13
D&K HEAL	DKHR	@NA	
DAC TECH	3DAAT	@NA	
DADE BEH	DADE		12
DAG MEDI	DAGM	@NA	
DAILY JOU	DJCO	@NA	
DAIMLERC	DCX		11
DAIR VEN	DAIR	@NA	
DAIRY MA	3DMCSQ	@NA	
DAISYTEK	DZTKQ	@NA	
DAKTRON	DAKT	@NA	
DALE JAR	3DJRT	@NA	
DALECO F	3DLOV	@NA	
DALRADA	3DRDF	@NA	
DANA COF	DCN		12
DANA COF	DCN.F	@NA	
DANAHER	DHR		7
DANIELSC	DHC	@NA	
DANKA BU	DANKY		17
DANSKE E	DNSKY		6
DAOU SYS	3DAOU	@NA	
DARDEN F	DRI		10
DARK DYN	3DDYIE	@NA	
DARLING I	DAR	@NA	
DASSAULT	DASTY	@NA	
DATA I/O (	DAIO	@NA	
DATA SYS	3DSSI	@NA	
DATALEX	3DLEX	@NA	
DATALINK	DTLK	@NA	
DATALOG	3DLGI	@NA	
DATAMIRF	DMCX	@NA	
DATARAM	DRAM	@NA	
DATASCO	DSCP	@NA	
DATASTRI	DSTME	@NA	
DATATEC	DATC	@NA	
DATATRAI	DATA	@NA	
DATAWAT	DWCH	@NA	

DATAWAV	3DWVS	@NA	
DATEC GF	DTGLF	@NA	
DATREK M	3DKMI	@NA	
DAVE & BU	DAB	@NA	
DAVEL CC	3DAVLE	@NA	
DAVEY TR	DVTX	@NA	
DAVITA IN	DVA		15
DAW TECH	DAWKQ	@NA	
DAWSON	DWSN	@NA	
DAXOR CO	DXR	@NA	
DAY INTEI	0588B		17
DAYSTAR	DSTI	@NA	
DAYTON F	DPL1		14
DAYTON S	0380B		18
DBS GROU	DBSDY		7
DCAP GRO	DCAP	@NA	
DCB FINAI	3DCBF	@NA	
DDI CORP	DDIC	@NA	
DE RIGO S	DER	@NA	
DEAN FOO	DF		13
DEARBOR	DEAR	@NA	
DEB SHOF	DEBS	@NA	
DEBT STR	DSU	@NA	
DECISION	3DLNKQ	@NA	
DECKERS	DECK	@NA	
DECODE (	DCGN	@NA	
DECOMA I	DECA	@NA	
DECORAT	DII	@NA	
DECORIZE	DCZ	@NA	
DECTRON	DECT	@NA	
DEEP WEI	DWOG	@NA	
DEERE & (	DE		9
DEERE & (	DE.F	@NA	
DEERE (JO	DE1		9
DEERFIEL	DFR	@NA	
DEFAULT	3DPRS	@NA	
DEFENSE	3DFNS	@NA	
DEFINED S	DSF	@NA	
DEL GLOB	DGTC	@NA	
DEL MONT	DLM		15
DELAWAR	VAZ	@NA	
DELAWAR	VCF	@NA	
DELAWAR	VFL	@NA	
DELAWAR	VYM	@NA	
DELAWAR	VMN	@NA	
DELAWAR	VMM	@NA	
DELAWAR	DDF	@NA	
DELAWAR	DGF	@NA	
DELCATH	DCTH	@NA	
DELCO RE	1571B		17
DELHAIZE	0446B		13

DELHAIZE	DEG	@NA	
DELL INC	DELL		8
DELMARV	POM4		10
DELPHAX	DLPX	@NA	
DELPHI C(	DPH		14
DELPHI FI	DFG		11
DELTA & F	DLP	@NA	
DELTA AIF	DAL		23
DELTA AP	DLA	@NA	
DELTA FIN	DFC	@NA	
DELTA GA	DELT	@NA	
DELTA MII	0169B	@NA	
DELTA NA	DGAS	@NA	
DELTA PE	DPTR		18
DELTA W(	3DLWI	@NA	
DELTAGEI	DGENQ	@NA	
DELTATHI	DDDC	@NA	
DELTIC TI	DEL	@NA	
DELUXE C	DLX		10
DEMARCC	DMES	@NA	
DENBURY	DNR		15
DENDREC	DNDN	@NA	
DENDRITE	DRTE	@NA	
DENISON	DENHY	@NA	
DENNYS (	DENN		17
DENTSPL\	XRAY		10
DEPARTM	DFS	@NA	
DEPOMED	DEPO	@NA	
DERMA S(	3DSCI	@NA	
DESARRO	HXM	@NA	
DESCART	DSGX	@NA	
DESERT C	DCBK	@NA	
DESERT S	DEZ	@NA	
DESIGN W	DWRI	@NA	
DESTINY I	3DSNY	@NA	
DESWELL	DSWL	@NA	
DETREX C	DTRX	@NA	
DETROIT I	DTE1		11
DETWILEF	DMCD	@NA	
DEUTSCH	DB		6
DEUTSCH	DLAKY		11
DEUTSCH	DT		9
DEVCON I	DEVC	@NA	
DEVELOPI	DDR		11
DEVON EN	DVN		11
DEVRY IN(	DV	@NA	
DEWEY EI	3DEWY	@NA	
DEX MEDI	DEX		15
DEXCOM I	DXCM	@NA	
DEXTERIT	DEXTQ	@NA	
DGSE COI	DGSE	@NA	

DHB INDU	DHB	@NA	
DI GIORGI	8295B		17
DIAGEO P	DEO		8
DIAGNOS	DP	@NA	
DIAL THRU	3DTIX	@NA	
DIALOG G	3DLGG	@NA	
DIALOG SI	DLGS	@NA	
DIALYSIS	DCAI	@NA	
DIAMANT	3DIAAF	@NA	
DIAMETRI	3DMED	@NA	
DIAMOND	0171B	@NA	
DIAMOND	3DMEC	@NA	
DIAMOND	DMND	@NA	
DIAMOND	DHIL	@NA	
DIAMOND	3DMOI	@NA	
DIAMOND	DO		9
DIAMOND	3DPWS	@NA	
DIAMOND	0244B		18
DIAMOND	DTPI	@NA	
DIAMOND	3DHCC	@NA	
DIAMOND	DRH	@NA	
DIAMOND	DIA	@NA	
DIANA SH	DSX	@NA	
DIAPULSE	3DIAC	@NA	
DIASYS C	DYX	@NA	
DIATECT I	3DTCT	@NA	
DICE INC	3DICEQ	@NA	
DICKIE W	DWMA	@NA	
DICKS SP	DKS		16
DIEBOLD I	DBD	@NA	
DIEDRICH	DDRX	@NA	
DIGENE C	DIGE	@NA	
DIGI INTE	DGII	@NA	
DIGIMARC	DMRCE	@NA	
DIGIRAD C	DRAD	@NA	
DIGITAL A	DOC	@NA	
DIGITAL D	DDSI	@NA	
DIGITAL F	3DIGF	@NA	
DIGITAL G	DGIT	@NA	
DIGITAL I	3DGIR	@NA	
DIGITAL I	DIGI	@NA	
DIGITAL I	DGIN	@NA	
DIGITAL L	3DLFGE	@NA	
DIGITAL L	3DGLHQ	@NA	
DIGITAL L	DIGL	@NA	
DIGITAL P	DPW	@NA	
DIGITAL R	DLR	@NA	
DIGITAL R	TBUS	@NA	
DIGITAL R	DRIV	@NA	
DIGITAL T	DTSI	@NA	
DIGITAL V	DVID	@NA	

DIGITAS I	DTAS	@NA	
DILLARDS	DDS		14
DIME COM	DCOM	@NA	
DIMECO I	3DIMC	@NA	
DIMENSIO	3DVSO	@NA	
DIMON IN	DMN		14
DIODES I	DIOD	@NA	
DIOMED H	DIO	@NA	
DIONEX C	DNEX	@NA	
DIONICS I	DION	@NA	
DIRECT G	DRCT	@NA	
DIRECT IN	3DIRI	@NA	
DIRECT R	3DRFL	@NA	
DIRECTV (	DTV		14
DISCOVE	DSCO	@NA	
DISCOVE	DPII	@NA	
DISNEY (V	DIS		10
DISPLAYT	LCOS	@NA	
DISTINCTI	3DDVSE	@NA	
DISTRIBC	DYS	@NA	
DISTRIBU	DESC	@NA	
DITECH C	DITC	@NA	
DIVERSA (	DVSA	@NA	
DIVERSIFI	HIRD	@NA	
DIVERSIFI	3DFLR	@NA	
DIVERSIFI	DVF	@NA	
DIVERSIFI	3DPRI	@NA	
DIVERSIFI	DVS	@NA	
DIVERSIFI	3DVTS	@NA	
DIVERSIN	3DVNTF	@NA	
DIVIDEND	DCA	@NA	
DIVINE IN	DVINQ	@NA	
DIXIE GR	DXYN		16
DJ ORTH	DJO		15
DNAPRIN	3DNAP	@NA	
DNB FINA	3DNBF	@NA	
DNP SELE	DNP	@NA	
DOANE P	3602B		17
DOBSON (	DCEL		18
DOCUCO	DOCC	@NA	
DOCUME	DOCX	@NA	
DOCUME	DMC	@NA	
DOE RUN	0161B	@NA	
DOLBY LA	DLB	@NA	
DOLE FO	0491B		15
DOLLAR F	DLLR	@NA	
DOLLAR F	0172B		16
DOLLAR G	DG		13
DOLLAR T	DTG	@NA	
DOLLAR T	DLTR	@NA	
DOMINIO	DHOM	@NA	

DOMINION	DOM	@NA	
DOMINION	D		10
DOMINO'S	0245B		16
DOMINOS	DPZ		16
DOMTAR I	DTC		12
DONALDS	DCI	@NA	
DONEGAL	DGICA	@NA	
DONNELLI	RRD		9
DONNKEN	DNKYQ	@NA	
DOR BIOP	DOR	@NA	
DORAL FI	DRL		13
DORCHES	DMLP	@NA	
DOREL IN	DIIB	@NA	
DOT HILL	HILL	@NA	
DOTRONI	3DOTX	@NA	
DOUBLE E	DBLE	@NA	
DOUBLEC	DCLK		17
DOV PHAI	DOVP	@NA	
DOVEBID	DOVE	@NA	
DOVER C	DOV		7
DOVER D	DDE	@NA	
DOVER M	DVD	@NA	
DOW 30 P	DPD	@NA	
DOW CHE	DOW		9
DOW JON	DJ		9
DOWNEY	DSL		12
DPAC TEC	DPAC	@NA	
DPL INC	DPL		14
DR REDD	RDY	@NA	
DRAGON I	3DRUG	@NA	
DRAXIS H	DRAX	@NA	
DRC RES	DRJ	@NA	
DRDGOLD	DROOY	@NA	
DREAMS I	3DRMS	@NA	
DREAMW	DWA	@NA	
DRECO E	8791B	@NA	
DREMAN/	DCS	@NA	
DRESS B	DBRN	@NA	
DRESSER	DI		15
DREW IN	DW	@NA	
DREYER'S	DRYR	@NA	
DREYFUS	DHF	@NA	
DREYFUS	DMF	@NA	
DREYFUS	DNM	@NA	
DREYFUS	DSM	@NA	
DREYFUS	LEO	@NA	
DRIL-QUI	DRQ	@NA	
DRIVER-H	DRHA	@NA	
DRKOOP.	KOOP	@NA	
DRS TECH	DRS		15
DRUCKER	3DKINE	@NA	

DRUGMAX	DMAX	@NA	
DRUGMAX	DMAX.P	@NA	
DRUGSTC	DSCM	@NA	
DRYCLEA	DCU	@NA	
DRYSHIPS	DRYS	@NA	
DSG INTE	DSGIF	@NA	
DSL.NET I	BIZ	@NA	
DSP GRO	DSPG	@NA	
DST SYST	DST	@NA	
DSW INC -	DSW	@NA	
DT INDUS	DTIIQ	@NA	
DTE ENER	DTE		11
DTF TAX F	DTF	@NA	
DU PONT	DD		6
DUALSTA	DSTR	@NA	
DUCATI M	DMH	@NA	
DUCKWAL	DUCK	@NA	
DUCOMM	DCO	@NA	
DUFF & P	DUC	@NA	
DUKE CA	DUK1		11
DUKE ENE	DUK		11
DUKE ENE	DUK2		11
DUKE REA	DRE		10
DUN & BR	DNB		9
DUNE ENE	DNE	@NA	
DUPONT	DIRX	@NA	
DUPONT	DPMI		16
DUQUESN	DQE1		11
DUQUESN	DQE		11
DURA AU	DRRA		17
DURASWI	DSWT	@NA	
DURATEK	DRTK		15
DURAVES	3DUVT	@NA	
DURECT	DRRX	@NA	
DUSA PH	DUSA	@NA	
DVI INC	DVIXQ	@NA	
DVL INC	3DVLN	@NA	
DWANGO	3DWGN	@NA	
DXP ENTE	DXPE	@NA	
DYADIC I	3DYAD	@NA	
DYAX CO	DYAX	@NA	
DYCOM I	DY	@NA	
DYNA GR	3DGIX	@NA	
DYNABAZ	3FAIM	@NA	
DYNACQ	DYII	@NA	
DYNAMEX	DDMX	@NA	
DYNAMIC	BOOM	@NA	
DYNAMIC	DYOLF	@NA	
DYNAMIC	DRCO	@NA	
DYNAMO	3DYMTF	@NA	
DYNASIL	3DYSL	@NA	

DYNATEC	DYNX	@NA	
DYNATEM	3DYTM	@NA	
DYNATRO	DYNT	@NA	
DYNAVAX	DVAX	@NA	
DYNCORP	6059B	@NA	
DYNEGY I	DYN		17
DYNEX CA	DX	@NA	
DYNTEK IN	3DYTK	@NA	
E COM VE	ECMV	@NA	
E DIGITAL	3EDIG	@NA	
E PRIME A	EPEA	@NA	
E SIM LTD	3ESIMF	@NA	
E SPIRE C	3ESPIQ	@NA	
E TRADE F	ET		16
E-LOAN IN	EELN	@NA	
E-SYNC N	ESNI	@NA	
E-Z-EM IN	EZEM	@NA	
E.ON AG	EON		6
E.PIPHAN	EPNY	@NA	
EACO COR	3EACO	@NA	
EAGLE BA	EGBN	@NA	
EAGLE BR	EAG	@NA	
EAGLE BU	EGBT	@NA	
EAGLE BU	EGLE	@NA	
EAGLE FA	9797B		18
EAGLE FC	EAGLE.1	@NA	
EAGLE HC	EHP	@NA	
EAGLE MA	EXP	@NA	
EAGLE TE	EGLT	@NA	
EAGLE-PI	0726B	@NA	
EAPI ENTE	3EPEI	@NA	
EARTH SC	ESCI	@NA	
EARTHBL	3EBLC	@NA	
EARTHCA	ECCOQ	@NA	
EARTHFIR	3EFTI	@NA	
EARTHLIN	ELNK	@NA	
EARTHSH	3ERTH	@NA	
EARTHWC	3EWKE	@NA	
EAST PEN	EPEN	@NA	
EAST WES	EWBC	@NA	
EASTERN	NGT	@NA	
EASTERN	EML	@NA	
EASTERN	EVBS	@NA	
EASTGRO	EGP	@NA	
EASTMAN	EMN		11
EASTMAN	EK		13
EASY GAF	EZY.PA	@NA	
EASYLINK	EZEE	@NA	
EASYLINK	EASY	@NA	
EAT AT JC	3JOES	@NA	
EATON CC	ETN		9

EATON VA	CEV	@NA	
EATON VA	EV	@NA	
EATON VA	EOI	@NA	
EATON VA	EOS	@NA	
EATON VA	FEV	@NA	
EATON VA	EFT	@NA	
EATON VA	EIA	@NA	
EATON VA	EVM	@NA	
EATON VA	EIF	@NA	
EATON VA	MAB	@NA	
EATON VA	MIW	@NA	
EATON VA	EIM	@NA	
EATON VA	EIV	@NA	
EATON VA	EMJ	@NA	
EATON VA	NYH	@NA	
EATON VA	ENX	@NA	
EATON VA	EIO	@NA	
EATON VA	EIP	@NA	
EATON VA	EVV	@NA	
EATON VA	MMV	@NA	
EATON VA	EMI	@NA	
EATON VA	EVN	@NA	
EATON VA	EVJ	@NA	
EATON VA	EVY	@NA	
EATON VA	EVO	@NA	
EATON VA	EVP	@NA	
EATON VA	EVG	@NA	
EATON VA	EFR	@NA	
EATON VA	EVF	@NA	
EATON VA	ETO	@NA	
EATON VA	EVT	@NA	
EATON VA	ETG	@NA	
EATON VA	ETB	@NA	
EAUTOCL	3EACC	@NA	
EB2B COM	EBTBQ	@NA	
EBAY INC	EBAY	@NA	
EBIX INC	EBIX	@NA	
EBIZ ENTE	3EBIZQ	@NA	
ECB BANC	ECBE	@NA	
ECC CAPI	ECR	@NA	
ECHELON	ELON	@NA	
ECHO RES	3ECHR	@NA	
ECHOSTA	DISH		15
ECHOSTA	0173B		15
ECI TELEC	ECIL	@NA	
ECLIPSYS	ECLP	@NA	
ECOLAB IN	ECL		8
ECOLLEGI	ECLG	@NA	
ECOLOGY	EEI	@NA	
ECOST.CC	ECST	@NA	
ECTEL LTI	ECTX	@NA	

EDAC TEC	3EDAC	@NA	
EDAP TMS	EDAP	@NA	
EDEN BIO	EDEN	@NA	
EDGAR OI	EDGR	@NA	
EDGE PET	EPEX	@NA	
EDGETEC	3EDGH	@NA	
EDGEWAT	EDGW	@NA	
EDIETS.C(	DIET	@NA	
EDISON IN	EIX		11
EDISON M	EIX2		16
EDO CORI	EDO	@NA	
EDP-ENEF	EDP		8
EDUCATE	EEEE	@NA	
EDUCATIC	EDMC	@NA	
EDUCATIC	EDR	@NA	
EDUCATIC	EDUC	@NA	
EDWARDS	AGE	@NA	
EDWARDS	EW	@NA	
EFC BANC	EFC	@NA	
EFJ INC	EFJI	@NA	
EFUNDS C	EFD	@NA	
EG CAPIT/	EGCFF	@NA	
EGAIN CO	3EGAN	@NA	
EGAMES I	3EGAM	@NA	
EGANAGC	EGFLY	@NA	
EGENERA	EGEN	@NA	
EGGHEAD	EGGSQ	@NA	
EGL INC	EAGL	@NA	
EGLOBE II	EGLOQ	@NA	
EIDOS PL(	EIDSY	@NA	
EISAI CO I	ESALY		8
EKSPORT	6120B		4
EL PASO (	EP2		18
EL PASO (	EP		18
EL PASO E	EE		11
EL PASO N	EP1	@NA	
EL PASO F	0434B		18
ELAMEX S	ELAM	@NA	
ELAN COF	ELN		17
ELBIT MEI	EMITF	@NA	
ELBIT SYS	ESLT	@NA	
ELBIT VISI	3EVSNF	@NA	
ELCOM IN	3ELCO	@NA	
ELDORAD	3ELDO	@NA	
ELDORAD	EGO	@NA	
ELEC COM	3ELEC	@NA	
ELECSYS	ASY	@NA	
ELECTR C	ECHO	@NA	
ELECTR T	ETCIA	@NA	
ELECTRIC	3ELGT	@NA	
ELECTRIC	ELC	@NA	

ELECTRO	ELRC	@NA	
ELECTRO	ESIO	@NA	
ELECTRO	ELSE	@NA	
ELECTRO	EGLS	@NA	
ELECTRO	ELUXY		10
ELECTRO	ERTS	@NA	
ELECTRO	3EKCS	@NA	
ELECTRO	EDS		12
ELECTRO	3EGMI	@NA	
ELECTRO	3ELST	@NA	
ELECTRO	ELBO	@NA	
ELECTRO	EFII	@NA	
ELECTRO	ELTP	@NA	
ELEMENT	3EGLF	@NA	
ELEPHAN	3PUBSF	@NA	
ELEPHAN	3ETLK	@NA	
ELGIN NA	0571B		19
ELGRAND	3EGDE	@NA	
ELINEAR I	ELU	@NA	
ELITE FLI	EFLT	@NA	
ELITE PH	ELI	@NA	
ELIZABET	RDEN		16
ELKCORP	ELK	@NA	
ELLIS PER	PERY		16
ELLSWOR	ECF	@NA	
ELMERS F	ELMS	@NA	
ELMIRA S	ESBK	@NA	
ELOYALT	ELOY	@NA	
ELRON EL	ELRN	@NA	
ELSCINT L	ELT	@NA	
ELTEK LT	ELTK	@NA	
ELVA INTE	3EVAI	@NA	
ELXSI CO	ELXS	@NA	
EMAGEON	EMAG	@NA	
EMAGIN C	EMA	@NA	
EMAK WO	EMAK	@NA	
EMBARCA	EMBT	@NA	
EMBOTEL	AKO.A		10
EMBRAER	ERJ	@NA	
EMBRATE	EMT	@NA	
EMBREX I	EMBX	@NA	
EMBRYO	3EMBR	@NA	
EMC COR	EMC		11
EMC INSU	EMCI	@NA	
EMCOR G	EME		13
EMCORE	EMKR	@NA	
EMERGE I	EMRG	@NA	
EMERGEN	3EMFP	@NA	
EMERGEN	EMGS	@NA	
EMERGEN	3EMGP	@NA	
EMERGIN	ETF	@NA	

EMERGIN(	3ISEE	@NA	
EMERITUS	ESC	@NA	
EMERSON	EMR		8
EMERSON	MSN	@NA	
EMISPHEF	EMIS	@NA	
EMMIS CC	EMMS		16
EMPIRE D	EDE		11
EMPIRE F	EFH	@NA	
EMPIRE R	NYNY	@NA	
EMPIRE R	ERS	@NA	
EMPRESA	EOC		12
EMPRESA	ICA		18
EMPS COF	3EPSC	@NA	
EMPYREA	3EPYH	@NA	
EMRISE C	3EMRI	@NA	
EMS TECH	ELMG	@NA	
EMTEC IN	3ETEC	@NA	
EMULEX C	ELX	@NA	
EN POINTI	ENPT	@NA	
ENBC COF	ENBBQ	@NA	
ENBRIDGE	EEQ	@NA	
ENBRIDGE	EEP		11
ENBRIDGE	ENB		9
ENCANA C	ECA		9
ENCISION	ECI	@NA	
ENCORE A	EAC		15
ENCORE C	ECPG	@NA	
ENCORE M	ENMC		17
ENCORE \	WIRE	@NA	
ENCYSIVE	ENCY	@NA	
ENDEAVO	3EDVR	@NA	
ENDEAVO	END	@NA	
ENDESA S	ELE		8
ENDEVCO	3ENDE	@NA	
ENDO NET	3ENDD	@NA	
ENDO PHA	ENDP	@NA	
ENDOCAR	ENDO	@NA	
ENDOLOG	ELGX	@NA	
ENDOVAS	3EVSC	@NA	
ENDURAN	ENH		11
ENDWAVE	ENWV	@NA	
ENEL SPA	EN		7
ENER1 IN(	3ENEI	@NA	
ENERCOR	ENCP	@NA	
ENERGEN	EGN		9
ENERGIZE	ENR	@NA	
ENERGY &	3EENT	@NA	
ENERGY C	ENER	@NA	
ENERGY C	0176B	@NA	
ENERGY E	EAS		10
ENERGY E	3ENXTF	@NA	

ENERGY I	FEN	@NA	
ENERGY F	EPL		16
ENERGY T	ETP	@NA	
ENERGY V	EWST	@NA	
ENERGYS	ENSI	@NA	
ENERGYT	EYTC	@NA	
ENERNOR	ENY	@NA	
ENERPLU	ERF	@NA	
ENERSIS S	ENI		12
ENERSYS	ENS	@NA	
ENESCO (	ENC	@NA	
ENGAGE I	ENGA	@NA	
ENGEL GE	ENGEF	@NA	
ENGELHA	EC		9
ENGENIO	NGE	@NA	
ENGEX IN	EGX	@NA	
ENGINEEF	EASI	@NA	
ENGLISH I	ELLG	@NA	
ENGLOBA	ENG	@NA	
ENHANCE	EEF	@NA	
ENHEREN	3ENHT	@NA	
ENI SPA -	E		5
ENNIS INC	EBF	@NA	
ENODIS P	ENO		14
ENOVA SY	3ENVA	@NA	
ENPATH M	NPTH	@NA	
ENPRO IN	NPO	@NA	
ENRON C(	ENRNQ	@NA	
ENSCO IN	ESV		10
ENSTAR G	ESGR	@NA	
ENSURGE	3ENSGE	@NA	
ENTECH E	3EEVT	@NA	
ENTEGRIS	ENTG	@NA	
ENTERAS	ETS	@NA	
ENTERCO	ETM		14
ENTERGY	ETR1		11
ENTERGY	ETR		11
ENTERGY	ETR7		11
ENTERGY	ETR2		11
ENTERGY	ETR4		11
ENTERGY	ETR3		11
ENTERPR	EBTC	@NA	
ENTERPR	EFSC	@NA	
ENTERPR	EPD		13
ENTERRA	EENC	@NA	
ENTERTAI	3EIUS	@NA	
ENTERTAI	EPR	@NA	
ENTRADA	3ESAN	@NA	
ENTRAVIS	EVC		16
ENTREME	ENMD	@NA	
ENTROPIN	3ETOP	@NA	

ENTRUST	3ENFN	@NA	
ENTRUST	ENTU	@NA	
ENTRX CC	ENTX	@NA	
ENUCLEU	3ENUI	@NA	
ENVIRO E	ENGY	@NA	
ENVIRO V	3EVTN	@NA	
ENVIROKA	3ENVK	@NA	
ENVIRONI	EECP	@NA	
ENVIRONI	EESV	@NA	
ENVIRONI	3EVMT	@NA	
ENVIRONI	EPG	@NA	
ENVIRONI	ELSF	@NA	
ENVIRONI	ETC	@NA	
ENVIRONI	EBSI	@NA	
ENVIRONI	EVOPQ	@NA	
ENVOY CC	ECGI	@NA	
ENZO BIO	ENZ	@NA	
ENZON PH	ENZN	@NA	
EOG RESC	EOG		10
EON COM	EONC	@NA	
EON LABS	ELAB	@NA	
EOS INTEI	EOSI	@NA	
EP MEDSY	EPMD	@NA	
EPCOS AC	EPC		11
EPHRATA	3EPNB	@NA	
EPIC BAN	EPIK	@NA	
EPICEPT (	EPCT	@NA	
EPICOR S	EPIC	@NA	
EPIMMUNI	EPMN	@NA	
EPIQ SYS	EPIQ	@NA	
EPIX PHAI	EPIX	@NA	
EPIXTAR (	3EPXR	@NA	
EPLUS IN	PLUS	@NA	
EPOCH HC	3EPHC	@NA	
EPOLIN IN	3EPLN	@NA	
EPRESEN	EPRE	@NA	
EQUANT N	ENT	@NA	
EQUIFAX I	EFX		9
EQUIFIN II	EQUI	@NA	
EQUINIX II	EQIX	@NA	
EQUISTAF	9995B		15
EQUITABL	EQT		9
EQUITEX I	EQTX	@NA	
EQUITY IN	ENN	@NA	
EQUITY IN	ATF	@NA	
EQUITY LI	ELS	@NA	
EQUITY O	EOP		10
EQUITY O	EQY		12
EQUITY RI	EQR		10
EQUUS GA	EQUUS	@NA	
EQUUS II I	EQS	@NA	

ERESEAR	ERES	@NA	
ERGO SCI	3ERGO	@NA	
ERHC ENE	3ERHE	@NA	
ERICSSON	ERICY		12
ERIE FAMI	3ERIF		8
ERIE INDE	ERIE	@NA	
EROOMSY	3ERMS	@NA	
ESB FINAN	ESBF	@NA	
ESCALADI	ESCA	@NA	
ESCALON	ESMC	@NA	
ESCO TEC	ESE	@NA	
ESG RE L	3ESREF	@NA	
ESPEED IN	ESPD	@NA	
ESPEY MF	ESP	@NA	
ESPIRITO	ESF	@NA	
ESPRIT EN	0607B	@NA	
ESS TECH	ESST	@NA	
ESSENTIA	ETRXQ	@NA	
ESSEX CC	KEYW	@NA	
ESSEX PR	ESS		11
ESSTEC IN	EST	@NA	
ESTERLIN	ESL		14
ETF ADVIS	TFT	@NA	
ETHAN AL	ETH	@NA	
ETZ LAVU	ETZLF	@NA	
EUPA INTE	3EUPA	@NA	
EURAMAX	3632B		15
EURO TEC	CLWT	@NA	
EUROBAN	EUBK	@NA	
EUROGAS	EUGS	@NA	
EURONET	EEFT	@NA	
EUROPE 2	EKH	@NA	
EUROPE F	EF	@NA	
EUROTEC	3EUOT	@NA	
EUROTRU	EURO	@NA	
EUROWEE	EWEB	@NA	
EVANS & S	ESCC	@NA	
EVANS BA	EVBN	@NA	
EVANS SY	3EVSI	@NA	
EVCI CARE	EVCI	@NA	
EVERCOR	EVER	@NA	
EVEREST	RE		9
EVERGRE	0493B	@NA	
EVERGRE	EAD	@NA	
EVERGRE	ERC	@NA	
EVERGRE	ESLR	@NA	
EVERGRE	ERH	@NA	
EVERLAST	EVST	@NA	
EVOLVING	EVOL	@NA	
EW SCRIP	SSP		8
EXABYTE	3EXBT	@NA	

EXACT SC	EXAS	@NA	
EXACTEC	EXAC	@NA	
EXAR COF	EXAR	@NA	
EXCALIBU	3EXCB	@NA	
EXCEL MA	EXM	@NA	
EXCEL TE	XLTC	@NA	
EXCELLIG	LRNS	@NA	
EXCHANG	EXJF	@NA	
EXECUTIV	EHPC	@NA	
EXEGENIC	3EXEG	@NA	
EXELIXIS	EXEL	@NA	
EXELON C	EXC		9
EXELON C	EXC2		9
EXFO ELE	EXFO	@NA	
EXIDE TEC	XIDE		16
EXLSERVI	EXLS	@NA	
EXPEDITC	EXPD	@NA	
EXPLORA	TXCO	@NA	
EXPONEN	EXPO	@NA	
EXPRESS	ESRX		11
EXPRESS	XJT	@NA	
EXTENDE	XTND	@NA	
EXTENDIC	EXE		16
EXTRA SP	EXR	@NA	
EXTREME	EXTR	@NA	
EXX INC -	EXX.A	@NA	
EXXON MC	XOM		2
EYE CARE	0407B		17
EYECITY.C	ICTY	@NA	
EYETECH	EYET	@NA	
EZ AUCTIC	EZAU	@NA	
EZCORP I	EZPW	@NA	
EZENIA IN	3EZEN	@NA	
F N B COF	FNB	@NA	
F N B COF	FNB.P	@NA	
F N B COF	FNBP	@NA	
F5 NETWC	FFIV	@NA	
FAB INDU	FIT	@NA	
FACTORY	FTUSQ	@NA	
FACTORY	FCPO	@NA	
FACTSET	FDS	@NA	
FAIR ISAA	FIC	@NA	
FAIRCHILI	FA	@NA	
FAIRCHILI	FCS		15
FAIRFAX F	FFH		14
FAIRMON	FHR	@NA	
FAIRPOIN	FRP		15
FAIRWOO	6503B	@NA	
FALCON F	FLCN	@NA	
FALCON F	FCPR	@NA	
FALCONB	8824B		12

FALCONS	FALC	@NA	
FAMILY D	FDO	@NA	
FAMILY R	3FMLY	@NA	
FAMOUS I	DAVE	@NA	
FANNIE M	FNM		2
FANSTEEI	FNSTQ	@NA	
FANTOM T	FTMTQ	@NA	
FAO INC	FAOOQ	@NA	
FAR EAST	3FEEC	@NA	
FARGO EI	FRGO	@NA	
FARMER E	FARM	@NA	
FARMERS	3FMCB	@NA	
FARMERS	FFKT	@NA	
FARMERS	3FMNB	@NA	
FARMLAN	1970B	@NA	
FARMSTE	FTG	@NA	
FARNSWC	3FNSW	@NA	
FARO TEC	FARO	@NA	
FARREL C	FARL	@NA	
FASTCLIC	FSTC	@NA	
FASTENAI	FAST	@NA	
FASTNET	FSSTQ	@NA	
FAUQUIEF	FBSS	@NA	
FAVRILLE	FVRL	@NA	
FBL FINL (	FFG		11
FCCC INC	3FCIC	@NA	
FEATHERI	FTHR	@NA	
FEDDERS	FJC		20
FEDERAL	AGM	@NA	
FEDERAL	FDX1		11
FEDERAL	FRE.M	@NA	
FEDERAL	FRE		2
FEDERAL	FRT		11
FEDERAL	FSCR	@NA	
FEDERAL	FSS	@NA	
FEDERAL	FSS.F	@NA	
FEDERAL	FDT	@NA	
FEDERAL-	3FDMLQ	@NA	
FEDERATI	FD		10
FEDERATI	FII	@NA	
FEDERATI	FPT	@NA	
FEDERATI	FMN	@NA	
FEDEX CC	FDX		11
FEI CO	FEIC		16
FELCOR L	FCH		17
FELDMAN	FMP	@NA	
FELLOWS	3FLWE	@NA	
FEMALE H	3FHCO	@NA	
FERRELL(	FGP		16
FERRO C(	FOE		13
FFD FINAI	FFDF	@NA	

FFLC BAN	FFLC	@NA	
FFW CORI	FFWC	@NA	
FIAT SPA	FIA		15
FIBERCOF	FBCE	@NA	
FIBERMAF	3FMKIQ		27
FIBERNET	FTGX	@NA	
FIBERSTA	FBST	@NA	
FIDELITY I	FSBI	@NA	
FIDELITY I	FFFL	@NA	
FIDELITY (	ONEQ	@NA	
FIDELITY I	FDLB	@NA	
FIDELITY I	FNF		12
FIDELITY I	FIS		14
FIDELITY S	LION	@NA	
FIDUCIAR'	HCE	@NA	
FIDUCIAR'	FMO	@NA	
FIELDPOIN	3FPPC	@NA	
FIELDSTO	FICC	@NA	
FIFTH THII	FITB		7
FIFTH THII	FITB.P	@NA	
FILENET C	FILE	@NA	
FILM ROM	ROMN	@NA	
FINANCIAI	FIF	@NA	
FINANCIAI	FNIN	@NA	
FINANCIAI	FISI	@NA	
FINANCIAI	FNPC	@NA	
FINANCIAI	ZZZ1		5
FIND/SVP	3FSVP	@NA	
FINDEX.C(	3FIND	@NA	
FINDWHA'	FWHT	@NA	
FINET.COI	FNCMQ	@NA	
FINISAR C	FNSR	@NA	
FINISH LIN	FINL	@NA	
FINISHMA	FMST	@NA	
FINITY HO	FNTY	@NA	
FINLAY EN	FNLY		15
FINLAY FII	9696B		15
FINOVA G	3FNVG	@NA	
FIREARMS	3FATS	@NA	
FIRST AC(	FAC	@NA	
FIRST AD\	FADV	@NA	
FIRST ALE	FACT	@NA	
FIRST AMI	FAF		11
FIRST AMI	MXN	@NA	
FIRST AMI	3FASC	@NA	
FIRST AVE	3FRNS	@NA	
FIRST AVI.	FAVS	@NA	
FIRST BAN	FBEI	@NA	
FIRST BAN	FBP		12
FIRST BAN	FBNC	@NA	
FIRST BAN	FBSI	@NA	

FIRST BAN	FBTC	@NA	
FIRST BAN	3FBOD	@NA	
FIRST BAN	3FBCI	@NA	
FIRST BUS	BUSE	@NA	
FIRST CAP	FCAP	@NA	
FIRST CAP	3FCAR	@NA	
FIRST CAS	FCFS	@NA	
FIRST CHA	FCTR	@NA	
FIRST CHE	3FCEC	@NA	
FIRST CIT	FCZAE	@NA	
FIRST CIT	FCNCA	@NA	
FIRST CMI	FCBC	@NA	
FIRST CMI	FCFL	@NA	
FIRST COI	FCF	@NA	
FIRST COI	FCBP	@NA	
FIRST COI	FCCO	@NA	
FIRST COI	FCGI	@NA	
FIRST DAT	FDC		7
FIRST DEF	FDEF	@NA	
FIRST FED	FFBI	@NA	
FIRST FED	FFSX	@NA	
FIRST FED	FFNM	@NA	
FIRST FED	FFBH	@NA	
FIRST FED	FFFS	@NA	
FIRST FIN	THFF	@NA	
FIRST FIN	4069B	@NA	
FIRST FIN	FF	@NA	
FIRST FIN	FFCH	@NA	
FIRST FIN	FFKY	@NA	
FIRST FIN	FFBC	@NA	
FIRST FIN	FFIN	@NA	
FIRST FRA	FFHS	@NA	
FIRST HOI	FHN		9
FIRST HOI	FHRX	@NA	
FIRST IND	FINB	@NA	
FIRST IND	FR		11
FIRST INV	3FIFS	@NA	
FIRST ISR	ISL	@NA	
FIRST KEY	3FKYS	@NA	
FIRST KEY	FKFS	@NA	
FIRST LON	FLIC	@NA	
FIRST M&I	FMFC	@NA	
FIRST MAI	FMD	@NA	
FIRST MAI	FMAR	@NA	
FIRST MEI	FRME	@NA	
FIRST MID	FMBI		10
FIRST MO	3FMFK	@NA	
FIRST MUT	FMSB	@NA	
FIRST NAT	FBMT	@NA	
FIRST NAT	3FNCB	@NA	
FIRST NAT	FNLC	@NA	

FIRST NIA	FNFG	@NA	
FIRST NILI	FNFI	@NA	
FIRST NLC	NLCF	@NA	
FIRST NOI	3FNRN	@NA	
FIRST PAC	FPTB	@NA	
FIRST PHI	FPF	@NA	
FIRST PLA	FPFC	@NA	
FIRST PO	FPO	@NA	
FIRST REC	FRGB	@NA	
FIRST REI	FRC		12
FIRST REI	FRPC	@NA	
FIRST ROI	3FRFC	@NA	
FIRST SOU	FSBK	@NA	
FIRST SOU	3FSTH	@NA	
FIRST STA	FSNM	@NA	
FIRST STA	FSTF	@NA	
FIRST TR	FAM	@NA	
FIRST TR	FFA	@NA	
FIRST TR	FVD	@NA	
FIRST TR/	FCT	@NA	
FIRST TRU	FVL	@NA	
FIRST TRU	FCM	@NA	
FIRST TRU	FVI	@NA	
FIRST UNI	FUR	@NA	
FIRST UTI	FUNC	@NA	
FIRST VIR	FVCCQ	@NA	
FIRST WE	FWV	@NA	
FIRSTBAN	FBMI	@NA	
FIRSTBAN	FBNW	@NA	
FIRSTBIN	3FBGO	@NA	
FIRSTCIT	FCFC	@NA	
FIRSTENE	FE		12
FIRSTFED	FFDB	@NA	
FIRSTFED	FED	@NA	
FIRSTMEI	FMER	@NA	
FIRSTSER	FSRV	@NA	
FIRSTWA	FSTW	@NA	
FISCHER I	FIMG	@NA	
FISCHER	3FWGO	@NA	
FISERV IN	FISV		10
FISHER C	FSCI		18
FISHER S	FSH		12
FISHER S	FSH.R	@NA	
FITZGERA	9823B	@NA	
FIVE STAI	3FSPX	@NA	
FIVE STAI	FVE	@NA	
FLAG FIN	FLAG	@NA	
FLAGSTAI	FBC	@NA	
FLAHERT	PFO	@NA	
FLAHERT	PFD	@NA	
FLAHERT	FLC	@NA	

FLAHERT\	FFC	@NA	
FLAMEL T	FLML	@NA	
FLAMEMA	FAMEC	@NA	
FLANDER!	FLDR	@NA	
FLANIGAN	BDL	@NA	
FLEETWO	FLE		15
FLEMING (	FLMIQ	@NA	
FLEXIBLE	FSI	@NA	
FLEXIINTE	FLXI	@NA	
FLEXPOIN	3FLXT	@NA	
FLEXSTEE	FLXS	@NA	
FLEXTROI	FLEX		13
FLIGHT S/	FLT	@NA	
FLIR SYST	FLIR		16
FLOATING	FRB	@NA	
FLOATING	FRA	@NA	
FLORIDA E	FLA	@NA	
FLORIDA (	3FGMG	@NA	
FLORIDA E	FPL1	@NA	
FLORIDA E	FPC1		11
FLORIDA E	PGN3		11
FLORIDA E	FPU	@NA	
FLORIDA E	FRK	@NA	
FLORSHE	FLSCQ	@NA	
FLOW INT	FLOW	@NA	
FLOWERS	FLO		12
FLOWSER	FLS		15
FLUOR C(	FLR		9
FLUSHING	FFIC	@NA	
FLYI INC	FLYI		23
FMC CORI	FMC		12
FMC TECH	FTI		11
FMS FINAI	FMCO	@NA	
FNB CORF	FNBN	@NA	
FNB FINAI	FNBF	@NA	
FNX MININ	FNX	@NA	
FOAMEX	8412B		17
FOAMEX I	FMXI	@NA	
FOCUS EN	FCSE	@NA	
FOG CUTT	FCCG	@NA	
FOMENTC	FMX	@NA	
FONAR C(	FONR	@NA	
FONECAS	3FCSHE	@NA	
FONIX CO	3FNIX	@NA	
FOOD TE(	VIFL	@NA	
FOODARA	FSM	@NA	
FOOT LOC	FL		13
FOOTHILL	FOOT	@NA	
FOOTSTA	FTSTQ	@NA	
FORBES M	FMTI	@NA	
FORD MO	F		12

FORD MO	F.F	@NA	
FORD MO	F1	@NA	
FORDING	FDG	@NA	
FOREST C	FCE.A		13
FOREST L	FRX	@NA	
FOREST C	FST		15
FORGENT	FORG	@NA	
FORMFAC	FORM	@NA	
FORMULA	FORTY	@NA	
FORREST	FORR	@NA	
FORT DEA	FDI	@NA	
FORTEL IN	FRTL	@NA	
FORTUNE	FO		8
FORTUNE	3FDVI	@NA	
FORTUNE	3FEMT	@NA	
FORUM EI	3FRUEF	@NA	
FORWARD	FWRD	@NA	
FORWARD	FORD	@NA	
FOSSIL IN	FOSL	@NA	
FOSTER (I	FSTR	@NA	
FOSTER V	3FWHLF		18
FOSTERS	FBRWY		10
FOUNDAT	FCL	@NA	
FOUNDRY	FDRY	@NA	
FOUNTAIN	FPB	@NA	
FOUR SEA	FS		12
FOURTHS	3FOURQ	@NA	
FOX ENTE	FOX	@NA	
FOXBY CO	FXX	@NA	
FOXHOLL	FOXH	@NA	
FPB BANC	0735B	@NA	
FPIC INSU	FPIC	@NA	
FPL GROU	FPL		8
FRAGRAN	3FRGN	@NA	
FRANCE T	FTE		9
FRANCHIS	3FCCN	@NA	
FRANKFO	FKKY	@NA	
FRANKFO	FFTIQ	@NA	
FRANKLIN	FBTX	@NA	
FRANKLIN	FC	@NA	
FRANKLIN	FELE	@NA	
FRANKLIN	FEP	@NA	
FRANKLIN	3FRAF	@NA	
FRANKLIN	FMNJ	@NA	
FRANKLIN	FMI	@NA	
FRANKLIN	BEN		8
FRANKLIN	FTF	@NA	
FRANKLIN	FT	@NA	
FRANKS N	FNCNQ	@NA	
FRAWLEY	FRWL	@NA	
FREDS IN	FRED	@NA	

FREEPRT	FCX		15
FREESCAI	FSL.B		13
FREESTAI	3FSRT	@NA	
FREIGHTC	RAIL	@NA	
FREMONT	FMT		19
FREQUEN	FEI	@NA	
FRESENIL	FMS		13
FRESH BF	FRSH	@NA	
FRESH CH	SALDQ	@NA	
FRESH DE	FDP		14
FRIEDE G	FGHLQ	@NA	
FRIEDMAN	FRD	@NA	
FRIEDMAN	FRDMQ	@NA	
FRIEDMN	FBR	@NA	
FRIENDLY	FRN		17
FRIENDLY	3FDWY	@NA	
FRISBY TE	FRIZQ	@NA	
FRISCH'S	FRS	@NA	
FRMO COI	3FRMO	@NA	
FRONTIEF	FRNT	@NA	
FRONTIEF	FTBK	@NA	
FRONTIEF	FTO		15
FRONTLIN	FLCGQ	@NA	
FRONTLIN	FRO	@NA	
FROZEN F	FFEX	@NA	
FSI INTL IN	FSII	@NA	
FST OAK E	FOBB	@NA	
FTD GROU	FTD	@NA	
FTD INC	0628B		16
FTI CONSI	FCN	@NA	
FTS GROU	3FLIP	@NA	
FUEL-TEC	FTEK	@NA	
FUELCELL	FCEL	@NA	
FUELNATI	FLNA	@NA	
FUJI HEAV	FUJHY		12
FUJI PHOT	FUJIY		5
FUJITSU L	FJTSY		12
FULL HOU	3FHRI	@NA	
FULLCIRC	3FLCR	@NA	
FULLER (H	FUL		11
FULTON B	3FULB	@NA	
FULTON F	FULT		10
FUNDTEC	FNDT	@NA	
FURNITUF	FBN		11
FUSION TI	FSN	@NA	
FUTURELI	FTRLQ	@NA	
FUTUREM	FMDAY	@NA	
FX ENERG	FXEN	@NA	
G B & T BA	GBTB	@NA	
G WILLI-FO	WILCF	@NA	
G&K SERV	GKSRA	@NA	

G-III APPA	GIII	@NA	
GABELLI A	GBL		11
GABELLI C	GCV	@NA	
GABELLI D	GDV	@NA	
GABELLI E	GAB	@NA	
GABELLI C	GGN	@NA	
GABELLI C	GGT	@NA	
GABELLI C	GLU	@NA	
GABELLI U	GUT	@NA	
GABLES R	GBP		11
GABRIEL T	3GWLK	@NA	
GADZOOK	GADZQ	@NA	
GADZOOX	ZOOXQ	@NA	
GAIAM INC	GAIA	@NA	
GAINSCO	3GNAC	@NA	
GALAXY N	GXY	@NA	
GALEY & L	3GYLDQ	@NA	
GALLAHEI	GLH		11
GALLERY	HIST	@NA	
GALTECH	3GTSME	@NA	
GAMEHAP	0406B	@NA	
GAMESTC	GME.B	@NA	
GAMETEC	GMTC	@NA	
GAMING &	3GMEI	@NA	
GAMING P	GPIC	@NA	
GAMMON	GRS	@NA	
GANDER M	GMTN	@NA	
GANNETT	GCI		8
GAP INC	GPS		12
GARDENB	3GBUR	@NA	
GARDNER	GDI	@NA	
GARMIN L	GRMN	@NA	
GARTNER	IT	@NA	
GARUDA C	3GRUA	@NA	
GASCO EN	GSX	@NA	
GATEWAY	3GNRGE	@NA	
GATEWAY	GBTS	@NA	
GATEWAY	GTW	@NA	
GATX CAP	GMT3	@NA	
GATX COP	GMT		12
GAYLORD	GET		17
GB HOLDI	GBHD	@NA	
GEAC COM	GEAC	@NA	
GEERLINC	GEER	@NA	
GEHL CO	GEHL	@NA	
GELSTAT	3GSAC	@NA	
GEMPLUS	GEMP	@NA	
GEMSTAR	GMST		15
GEN-PROI	GPRO	@NA	
GENAERA	GENR	@NA	
GENAISSA	GNSC	@NA	

GENCOR I	3GNCI	@NA	
GENCORF	GY		15
GENE LOC	GLGC	@NA	
GENELAB	GNLB	@NA	
GENEMAX	3GMXX	@NA	
GENENCC	GCOR	@NA	
GENENTE	DNA		8
GENER8X	3GNXE	@NA	
GENERAL	GAM	@NA	
GENERAL	GNRL	@NA	
GENERAL	GBND		16
GENERAL	BGC		16
GENERAL	GNMP	@NA	
GENERAL	GNCMA	@NA	
GENERAL	GNIZQ	@NA	
GENERAL	GNRD	@NA	
GENERAL	3GNDV	@NA	
GENERAL	GD		8
GENERAL	GE1		2
GENERAL	GE2	@NA	
GENERAL	GE		2
GENERAL	GE.F	@NA	
GENERAL	JOB	@NA	
GENERAL	GGP		12
GENERAL	3GKIN	@NA	
GENERAL	GMR		14
GENERAL	9889B	@NA	
GENERAL	GIS		10
GENERAL	GM1		12
GENERAL	GM		12
GENERAL	GM.F	@NA	
GENEREX	GNBT	@NA	
GENESCC	GCO		15
GENESEE	GWR	@NA	
GENESEE	3GENBB	@NA	
GENESIS	GBI	@NA	
GENESIS	GEL	@NA	
GENESIS	GFNL	@NA	
GENESIS	GHCI		16
GENESIS	GNSS	@NA	
GENESIS	GWOW	@NA	
GENESYS	GNSY	@NA	
GENEVA F	GNVN	@NA	
GENITOPE	GTOP	@NA	
GENLYTE	GLYT	@NA	
GENSYM (	3GNSM	@NA	
GENTA IN	GNTA	@NA	
GENTEK II	GETI		16
GENTEX C	GNTX	@NA	
GENTIVA I	GTIV	@NA	
GENUINE	GPC	@NA	

GENUS IN	GGNS	@NA	
GENVEC I	GNVC	@NA	
GENWOR	GNW		8
GENZYME	GENZ		11
GEO GRO	GGI		16
GEO PETF	3GOPLE	@NA	
GEO SPE(	0249B	@NA	
GEOGLOB	GGR	@NA	
GEOKINET	3GOKN	@NA	
GEOLOGI	GEOL	@NA	
GEOPHAR	GORX	@NA	
GEORESC	GEOI	@NA	
GEORGIA	3GABA	@NA	
GEORGIA	3GBFP	@NA	
GEORGIA	3GECR	@NA	
GEORGIA	GGC		13
GEORGIA	SO2	@NA	
GEORGIA-	GP		13
GEOWORI	GWRX	@NA	
GERBER S	GRB	@NA	
GERDAU A	GNA		15
GERDAU S	GGB	@NA	
GERMAN A	GABC	@NA	
GERMANY	GER	@NA	
GERON C(	GERN	@NA	
GETTY IM	GYI		15
GETTY RE	GTY	@NA	
GEVITY HI	GVHR	@NA	
GEXA COF	GEXA	@NA	
GFI GROU	GFIG	@NA	
GFSB BAN	GUPB	@NA	
GFSI INC	9836B	@NA	
GIANT GR	GGLT	@NA	
GIANT IND	GI		16
GIANT MO	3GMOS	@NA	
GIBRALTA	ROCK	@NA	
GIBRALTA	PACK	@NA	
GIFT LIQU	3GFTL	@NA	
GIGA-TRO	GIGA	@NA	
GIGAMEDI	GIGM	@NA	
GILAT SAT	GILTF	@NA	
GILDAN A(	GIL	@NA	
GILEAD S(	GILD	@NA	
GILLETTE	G		6
GILMAN &	GTAX	@NA	
GIVEMEP(	3GMPW	@NA	
GIVEN IM/	GIVN	@NA	
GL ENERG	3GEEX	@NA	
GLACIER I	GBCI	@NA	
GLACIER \	HOO	@NA	
GLADSTO	GLAD	@NA	

GLADSTO	GOOD	@NA	
GLAMIS G	GLG	@NA	
GLASSMA	3GLMA	@NA	
GLASSTE(	0180B	@NA	
GLATFELT	GLT		13
GLAXOSM	GSK		5
GLEN BUF	GLBZ	@NA	
GLENAYR	GEMS	@NA	
GLENBOR	GLB	@NA	
GLENCAIF	GLE	@NA	
GLIMCHEF	GRT		14
GLOBAL A	3GAXC	@NA	
GLOBAL C	GCA	@NA	
GLOBAL C	3GBCS	@NA	
GLOBAL C	GLBC	@NA	
GLOBAL D	3GDVI	@NA	
GLOBAL E	3GENGE	@NA	
GLOBAL E	3GAMM	@NA	
GLOBAL E	GEPT	@NA	
GLOBAL H	GHI	@NA	
GLOBAL IN	GISX		15
GLOBAL IN	GIF	@NA	
GLOBAL IN	GLBL	@NA	
GLOBAL L	GBTI	@NA	
GLOBAL M	3GBMSE	@NA	
GLOBAL M	3GMTHE	@NA	
GLOBAL M	3GLOB	@NA	
GLOBAL P	GPTX	@NA	
GLOBAL P	GPN	@NA	
GLOBAL P	GBLP	@NA	
GLOBAL P	GEG	@NA	
GLOBAL R	3GRSU	@NA	
GLOBAL S	GSFT	@NA	
GLOBAL S	GSL	@NA	
GLOBAL S	GSOL	@NA	
GLOBAL-T	GAI	@NA	
GLOBALNI	3GLBTE	@NA	
GLOBALS/	GSF		9
GLOBALS(	3GSCP	@NA	
GLOBECO	GCOM	@NA	
GLOBETE(	3GTVCF	@NA	
GLOBETR.	3GBTR	@NA	
GLOBIX C(	GEX	@NA	
GLOWPOI	GLOW	@NA	
GLYCOGE	GLGS	@NA	
GMH COM	GCT	@NA	
GMX RES(	GMXR	@NA	
GNC CORI	GNC	@NA	
GO ONLIN	GONT	@NA	
GOAMERI(	GOAM	@NA	
GOHEALT	3GOMDE	@NA	

GOL INTEI	GOL	@NA	
GOLAR LN	GLNG	@NA	
GOLD BAN	GLDB	@NA	
GOLD FIEI	GFI	@NA	
GOLD KIS	2766B		16
GOLD KIS	GKIS	@NA	
GOLD RES	GRZ	@NA	
GOLD STA	3GSDD	@NA	
GOLDCOR	GG	@NA	
GOLDCOR	GG.P	@NA	
GOLDEN (	GCGC	@NA	
GOLDEN E	3MYNG	@NA	
GOLDEN E	GLDC	@NA	
GOLDEN (	3GGOSF	@NA	
GOLDEN (	0360B	@NA	
GOLDEN F	3GPTC	@NA	
GOLDEN F	3GPXM	@NA	
GOLDEN S	3GSML	@NA	
GOLDEN S	GSS	@NA	
GOLDEN T	GLDN		15
GOLDEN V	GDW		7
GOLDFIEL	GV	@NA	
GOLDMAN	GS		7
GOLDTEC	3GMNC	@NA	
GOLF ROU	3TEEE	@NA	
GOLF TRU	GTA	@NA	
GOLFSMIT	0470B	@NA	
GOOD TIM	GTIM	@NA	
GOODRIC	GR		12
GOODRIC	GDP	@NA	
GOODYEA	GT		16
GOODYS I	GDYS	@NA	
GOOGLE I	GOOG	@NA	
GORAN C/	GNCN	@NA	
GOREMOT	GRIC	@NA	
GORMAN-	GRC	@NA	
GOTTSCH	GOT	@NA	
GOURMET	GOUG	@NA	
GOUVERN	GOV	@NA	
GOVERNM	GPP	@NA	
GP STRAT	GPX	@NA	
GRACE (W	GRA	@NA	
GRACO IN	GGG	@NA	
GRAFTEC	GTI		17
GRAHAM (	GHM	@NA	
GRAHAM I	0250B		17
GRAINGEI	GWW		4
GRAMERC	GKK	@NA	
GRAND TC	GRIN	@NA	
GRANDET	GTTIF	@NA	
GRANITE I	3GBTVK		20

GRANITE (	GCFB	@NA	
GRANITE (	GVA	@NA	
GRANT GE	3542B	@NA	
GRANT PF	GRP		15
GRAPHIC	GPK		17
GRAPHON	3GOJO	@NA	
GRAVITAS	GVTS	@NA	
GRAY TEL	GTN		16
GRAYBAR	1737B	@NA	
GREAT AN	3GTPS	@NA	
GREAT AN	GFR		12
GREAT AT	GAP		18
GREAT BA	GBN	@NA	
GREAT LA	3GLUX	@NA	
GREAT LA	0182B	@NA	
GREAT LA	GLK		10
GREAT LA	0251B		18
GREAT NC	GNI	@NA	
GREAT PE	PEDE	@NA	
GREAT PL	GXP		11
GREAT SC	GSBC	@NA	
GREAT W(	WOLF	@NA	
GREAT-WI	GWL	@NA	
GREAT-WI	GWL.1		5
GREATER	GAFC	@NA	
GREATER	GBBK		12
GREATER	GCH	@NA	
GREATER	GFLS	@NA	
GREATER	ALLB	@NA	
GREEN M(	3GMCI	@NA	
GREEN M(	GMP		11
GREEN M	GMCR	@NA	
GREEN P(	GPEH	@NA	
GREENBR	GBX	@NA	
GREENE (	GCBS	@NA	
GREENE (	GCBC	@NA	
GREENFIE	SRVY	@NA	
GREENHIL	GHL	@NA	
GREENLA	3GRLC	@NA	
GREENMA	GRN	@NA	
GREENS \	3GRWW	@NA	
GREENVIL	GVBK	@NA	
GREIF INC	GEF		13
GREM US/	3GRMU	@NA	
GREY GLC	GREY	@NA	
GREY WO	GW		15
GREYHOL	0447B		19
GRIFFIN L	GRIF	@NA	
GRIFFON	GFF	@NA	
GRILL COI	GRILE	@NA	
GROEN BI	3GNBA	@NA	

GROUP 1	GPI		14
GROUPE I	DA		7
GRUBB &	3GBEL	@NA	
GRUMA S	GMK		12
GRUPO AI	ASR	@NA	
GRUPO C	SAB	@NA	
GRUPO EI	EKT	@NA	
GRUPO FI	GGAL	@NA	
GRUPO IM	IMY		11
GRUPO IN	MSK	@NA	
GRUPO IU	CEL		27
GRUPO R	RC	@NA	
GRUPO SI	SIM	@NA	
GRUPO TI	TV		11
GRUPO TM	TMM		20
GS FINAN	GSLA	@NA	
GSE SYST	GVP	@NA	
GSI COMM	GSIC	@NA	
GSI GROU	0252B	@NA	
GSI LUMO	GSLI	@NA	
GSI TECHI	GSIT	@NA	
GSOCIETY	GSOC	@NA	
GST TELE	3GSTXQ	@NA	
GSV INC	3GSVI	@NA	
GT GROUI	GTTLQ	@NA	
GTC BIOTI	GTCB	@NA	
GTC TELE	3GTCC	@NA	
GTDATA C	3GTDN	@NA	
GTECH HC	GTK		11
GTSI COR	GTSI	@NA	
GTX INC	GTXI	@NA	
GUANGSH	GSH	@NA	
GUARANT	GNTY	@NA	
GUARANT	GFED	@NA	
GUARDIAN	9774B		5
GUARDIAN	3GDTIE	@NA	
GUCCI GR	GUCG	@NA	
GUESS IN	GES		15
GUIDANT	GDT		9
GUILFORD	GLFD	@NA	
GUITAR C	GTRC		14
GULF ISLA	GIFI	@NA	
GULF POV	SO3	@NA	
GULFMAR	GMRK		15
GULFPOR	3GPOR	@NA	
GULFWES	3GULF	@NA	
GUNTHER	SORT	@NA	
GURUNET	GRU	@NA	
GVI SECU	3GVIS	@NA	
GYMBORE	GYMB	@NA	
GYRODYN	GYRO	@NA	

H & Q HEA	HQH	@NA	
H & Q LIFE	HQL	@NA	
H E R C PI	HERC	@NA	
H&E EQUI	0437B		16
HA2003 IN	HMLOQ	@NA	
HABERSH	HABC	@NA	
HAEMONE	HAE	@NA	
HAGGAR (	HGGR	@NA	
HAIN CELE	HAIN	@NA	
HALIFAX (	HX	@NA	
HALLADOI	3HPCO	@NA	
HALLIBUR	HAL		11
HALLMARI	HAF.EC	@NA	
HALLWOC	HWG	@NA	
HALOZYM	HTI	@NA	
HAMMONS	JQH		17
HAMPSHIF	HAMP	@NA	
HAMPTON	HCNP	@NA	
HANAROT	HANA		14
HANCOCK	JHFT	@NA	
HANCOCK	JHS	@NA	
HANCOCK	HKF	@NA	
HANCOCK	HBHC	@NA	
HANCOCK	BTO	@NA	
HANCOCK	PGD	@NA	
HANCOCK	PPF	@NA	
HANCOCK	PDF	@NA	
HANCOCK	PDT	@NA	
HANCOCK	DIV	@NA	
HANCOCK	HPS	@NA	
HANCOCK	HPI	@NA	
HANCOCK	HPF	@NA	
HANCOCK	HTD	@NA	
HANDLEM	HDL	@NA	
HANDY HA	3191B	@NA	
HANGER (	HGR		17
HANMI FIN	HAFC	@NA	
HANOVER	HCM	@NA	
HANOVER	HC		15
HANOVER	HNVD	@NA	
HANOVER	HNFSA	@NA	
HANOVER	HVGO	@NA	
HANSEN N	HANS	@NA	
HANSON F	HAN		10
HARBIN EI	3HRBN	@NA	
HARBOR F	HARB	@NA	
HARBOR (	3HRBGF	@NA	
HARD RO(	9865B		16
HARDINGE	HDNG	@NA	
HARKEN E	HEC	@NA	
HARLAND	JH	@NA	

HARLEY-D	HDI		7
HARLEYS'	HGIC		12
HARLEYS'	HNBC	@NA	
HARLEYS'	HARL	@NA	
HARMAN I	HAR		11
HARMONI	HLIT	@NA	
HARMONY	HMY	@NA	
HAROLDS	HLD	@NA	
HARRAHS	HET		12
HARRELL	HLTLA	@NA	
HARRING	HWFG	@NA	
HARRIS &	TINY	@NA	
HARRIS C	HRS		11
HARRIS IN	HPOL	@NA	
HARSCO (	HSC		9
HARTCOU	3HRCT	@NA	
HARTE HA	HHS	@NA	
HARTFOR	HIG		9
HARTFOR	HSF	@NA	
HARTFOR	9627A		6
HARTMAR	HMX	@NA	
HARVARD	HBIO	@NA	
HARVARD	VGENQ	@NA	
HARVEST	HNR		17
HARVEY E	HRVE	@NA	
HASBRO I	HAS		12
HASTINGS	HAST	@NA	
HASTINGS	HGMG	@NA	
HATTERAS	HAT	@NA	
HAUPPAU	HAUP	@NA	
HAUSER II	HAUSQ	@NA	
HAVAS -A	HAVS	@NA	
HAVERTY	HVT	@NA	
HAWAIIAN	HE1		10
HAWAIIAN	HE		11
HAWAIIAN	HA	@NA	
HAWK CO	HWK		16
HAWKER I	HKRRF	@NA	
HAWKINS	HWKN	@NA	
HAYES LE	HAYZ		15
HAYNES II	HYNI	@NA	
HCA INC	HCA		13
HCC INSU	HCC		8
HDFC BAN	HDB	@NA	
HEAD N V	HED		17
HEADWAT	HW		16
HEADWAY	HWCR	@NA	
HEALTH C	HCP		10
HEALTH C	HCN		12
HEALTH E	3HEXS	@NA	
HEALTH F	3HFIT	@NA	

HEALTH G	3HGRD	@NA	
HEALTH M	HMA		9
HEALTH N	HNT		14
HEALTH C	3HOMI	@NA	
HEALTH S	3HESG	@NA	
HEALTHA	HAXS	@NA	
HEALTHC	HR		12
HEALTHC	HCSG	@NA	
HEALTHC	HCTL	@NA	
HEALTHCI	HCENQ	@NA	
HEALTHE	CARE	@NA	
HEALTHE	HETC	@NA	
HEALTHE	HLEX	@NA	
HEALTHG	3HGAT	@NA	
HEALTHS	3HLSH	@NA	
HEALTHS	HSTM	@NA	
HEALTHTI	HTAC	@NA	
HEALTHTI	HTRN		15
HEARST-A	HTV		12
HEARTLAI	3HRTB	@NA	
HEARTLAI	HTLD	@NA	
HEARTLAI	HTLF	@NA	
HEARTLAI	3HOGC	@NA	
HEARTLAI	HTL	@NA	
HEARTLAI	HPAY	@NA	
HEARTLAI	3HDTC	@NA	
HEARUSA	EAR	@NA	
HECLA MI	HL		18
HECTOR (	HCT	@NA	
HEI INC	HEII	@NA	
HEICO CO	HEI	@NA	
HEIDRICK	HSII	@NA	
HEINZ (H	HNZ		8
HELEN OF	HELE	@NA	
HELIX BIO	3HXBM	@NA	
HELIX TE(	HELX	@NA	
HELLENIC	OTE		10
HELMERI(	HP	@NA	
HEMACAR	3HEMA	@NA	
HEMAGEN	3HMGN	@NA	
HEMISPHI	HEB	@NA	
HEMLOCK	HMKF	@NA	
HEMOSEN	HEMO	@NA	
HEMOSOL	HMSL	@NA	
HENRY (J	JKHY	@NA	
HENRY C(	0253B		18
HERBALIF	HLF		14
HERBALIF	0738B_	@NA	
HERBST (	0215B		16
HERCULE	HPC		14
HERITAGI	3HBKSE	@NA	

HERITAGE	HTBK	@NA	
HERITAGE	3HXLXF	@NA	
HERITAGE	HFWA	@NA	
HERITAGE	HTG		12
HERLEY IN	HRLY	@NA	
HERSHA H	HT	@NA	
HERSHEY	HSY		7
HERTZ CC	0492B		12
HERZFELI	CUBA	@NA	
HESKA CC	HSKA	@NA	
HEWITT A	HEW	@NA	
HEWLETT	HPQ		9
HEXCEL C	HXL		16
HF FINAN	HFFC	@NA	
HI TECH P	HITK	@NA	
HI-RISE RI	HIRI	@NA	
HI-SHEAR	HSR	@NA	
HI/FN INC	HIFN	@NA	
HIA INC	3HIAI	@NA	
HIBBETT S	HIBB	@NA	
HIBERNIA	HIB		10
HIBERNIA	HIBNY	@NA	
HICKOK IN	3HICKA	@NA	
HICKORY	HTCO	@NA	
HIENERG	3HIET	@NA	
HIGH INCN	HIO	@NA	
HIGH SPE	3HSAC	@NA	
HIGH YIEL	HYI	@NA	
HIGH YIEL	HYP	@NA	
HIGHLANI	HIH	@NA	
HIGHVELI	HSVLY	@NA	
HIGHWAY	HIHO	@NA	
HIGHWOC	HIW		12
HILAND P/	HLND	@NA	
HILB ROG.	HRH		14
HILLENBR	HB.F	@NA	
HILLENBR	HB		7
HILTON H	HLT		12
HINES HO	HORT		16
HINGHAM	HIFS	@NA	
HIRSCH IN	HRSH	@NA	
HISPANIC	HTVNQ	@NA	
HITACHI L	HIT		9
HMG COU	HMG	@NA	
HMG WOR	HMGCQ	@NA	
HMI INDUS	HMII	@NA	
HMN FINA	HMNF	@NA	
HMS HOLI	HMSY	@NA	
HNI CORP	HNI	@NA	
HOCKEY C	3THCX	@NA	
HOLIDAY I	RVEE	@NA	

HOLLEY P	0254B		20
HOLLINGE	HLGAF	@NA	
HOLLINGE	HLR	@NA	
HOLLIS-EI	HEPH	@NA	
HOLLY CC	HOC	@NA	
HOLLY EN	HEP		15
HOLLYWC	0255B	@NA	
HOLLYWC	HLYW		16
HOLLYWC	HOLL	@NA	
HOLOBEA	3HOOB	@NA	
HOLOGIC	HOLX	@NA	
HOME CIT	HCFC	@NA	
HOME DEI	HD		5
HOME DIR	HMDR	@NA	
HOME FEI	HOMF	@NA	
HOME FEI	HOME	@NA	
HOME FIN	HWEN	@NA	
HOME INT	9791B		18
HOME LO/	HLFC	@NA	
HOME PR(	HOMZ		19
HOME PR(	HME	@NA	
HOME SOI	HOM	@NA	
HOMEBAN	HMB	@NA	
HOMEFED	3HOFD	@NA	
HOMEGOI	HGFNQ	@NA	
HOMELAN	HSYN	@NA	
HOMESEE	HMSKQ	@NA	
HOMESTC	HOMS	@NA	
HOMETOV	3HCAR	@NA	
HONDA M(	HMC		7
HONEYWE	HON		8
HONGKON	HGKGY		7
HOOKER I	HOFT	@NA	
HOOPER I	HH	@NA	
HOPFED E	HFBC	@NA	
HORACE I	HMN		11
HORIZON	HBNC	@NA	
HORIZON	HRZB	@NA	
HORIZON	3HZFS	@NA	
HORIZON	HGPI	@NA	
HORIZON	HORC	@NA	
HORIZON	HRZ	@NA	
HORIZON	HOFF	@NA	
HORMEL I	HRL		8
HORNBEC	HOS		15
HOSOI GA	HGMI	@NA	
HOSPIRA	HSP		11
HOSPITAL	HPT		12
HOST AME	CAFE	@NA	
HOST MAI	HMT		16
HOSTING	3HSNI	@NA	

HOT TOPI	HOTT	@NA	
HOUSE OI	3HBSL	@NA	
HOUSEHC	HI2	@NA	
HOUSEVA	SOLD	@NA	
HOUSTON	THX		14
HOVNANI/	HOV		14
HPL TECH	3HPLA	@NA	
HRPT PRC	HRP		11
HSBC HOI	HBC		7
HUANENG	HNP		10
HUB GROI	HUBG	@NA	
HUB INTEI	HBG	@NA	
HUBBELL	HUB.B		7
HUDSON (	HCBK	@NA	
HUDSON I	HHGP	@NA	
HUDSON I	0256B	@NA	
HUDSON T	HDSN	@NA	
HUDSON U	HU		12
HUDSON \	3HUVL	@NA	
HUFFY CC	HUFCQ	@NA	
HUGHES S	HUG		12
HUGO INT	HGOI	@NA	
HUGOTON	HGT	@NA	
HUMAN GI	HGSI	@NA	
HUMAN PI	3EROX	@NA	
HUMANA I	HUM		11
HUMMING	HUMC	@NA	
HUMPHRE	HUMP	@NA	
HUNGARI/	HTC	@NA	
HUNT (JB)	JBHT		10
HUNTCO I	3HCOIQ	@NA	
HUNTINGT	HBAN		10
HUNTSMA	HUN		15
HUNTSMA	0257B		15
HUNTSMA	0258B		15
HUNTSMA	0392B	@NA	
HURCO C(	HURC	@NA	
HURON C(	HURN	@NA	
HURRAY I	HRAY	@NA	
HUTCHINS	HTCH	@NA	
HUTCHISC	HTX	@NA	
HUTTIG BI	HBP	@NA	
HYBRID FI	3HYFS	@NA	
HYBRID N	HYBR	@NA	
HYBRIDON	HBY	@NA	
HYDRIL C(	HYDL	@NA	
HYDRO QI	4300A	@NA	
HYDROGE	HYGS	@NA	
HYDROME	3HYDI	@NA	
HYDRON T	3HTEC	@NA	
HYPERCO	HYC	@NA	

HYPERDY	HDY	@NA	
HYPERFE	3HYPR	@NA	
HYPERION	HTB.1	@NA	
HYPERION	HTO	@NA	
HYPERION	HYSL	@NA	
HYPERION	HSM	@NA	
HYPERION	HTR	@NA	
HYPERSP	HCO	@NA	
HYPERTE	3HDII	@NA	
HYTEK MI	3HTEK	@NA	
HYTHIAM	HYTM	@NA	
I D SYSTE	IDSY	@NA	
I-CABLE C	ICAB	@NA	
I-FLOW C	IFLO	@NA	
I-MANY IN	IMNY	@NA	
I-SECTOR	ISR	@NA	
I-TRAX IN	DMX	@NA	
I/O MAGIC	3IOMGE	@NA	
I2 TECHN	ITWH	@NA	
I2TELECO	3ITUI	@NA	
IA GLOBAI	IAO	@NA	
IAC/INTER	IACI		12
IAMGOLD	IAG	@NA	
IAS COMM	3IASCA	@NA	
IBASIS IN	3IBAS	@NA	
IBEAM BR	IBEMQ	@NA	
IBERIABA	IBKC	@NA	
IBIS TECH	IBIS	@NA	
IBT BANC	IRW	@NA	
IBUYDIGIT	IBUY	@NA	
ICAD INC	ICAD	@NA	
ICAGEN IN	ICGN	@NA	
ICH CORP	3ICHP	@NA	
ICICI BAN	IBN	@NA	
ICO INC	ICOC	@NA	
ICON PLC	ICLR	@NA	
ICORIA IN	ICOR	@NA	
ICOS COR	ICOS	@NA	
ICOS VISI	IVIS	@NA	
ICT GROU	ICTG	@NA	
ICT TECH	3ICTTE	@NA	
ICTS INTE	ICTS	@NA	
ICU MEDI	ICUI	@NA	
ICY SPLA	3IFBV	@NA	
ID BIOME	IDBE	@NA	
IDACORP	IDA		10
IDAHO PO	IDA1		10
IDEA SPO	3ISPO	@NA	
IDEAL AC	3IACE	@NA	
IDENIX PH	IDIX	@NA	
IDENTIX I	IDNX	@NA	

IDEX COR	IEX		11
IDEXX LAE	IDXX	@NA	
IDI GLOBA	3IDIB	@NA	
IDT CORP	IDT	@NA	
IDX SYSTE	IDXC	@NA	
IEC ELECT	3IECE	@NA	
IEH CORP	3IEHC	@NA	
IFT CORP	IFT	@NA	
IFX CORP	IFXC	@NA	
IGATE CO	IGTE	@NA	
IGENE BIC	3IGNEE	@NA	
IGI INC	IG	@NA	
IHOP COR	IHP	@NA	
IHS INC -R	IHS	@NA	
II-VI INC	IIVI	@NA	
IIS INTELL	IISLF	@NA	
IKANOS C	IKAN	@NA	
IKON OFFI	IKN		14
IKONICS C	IKNX	@NA	
ILINC COM	ILC	@NA	
ILLINOIS F	ILN1		9
ILLINOIS T	ITW		5
ILLUMINA	ILMN	@NA	
ILOG SA -	ILOG	@NA	
ILX RESOI	ILX	@NA	
IMAGE EN	DISK	@NA	
IMAGE SE	ISNS	@NA	
IMAGEWA	IW	@NA	
IMAGING I	3IMDS	@NA	
IMAGIS TE	3IMTIF	@NA	
IMAGISTIC	IGI	@NA	
IMATION C	IMN	@NA	
IMAX COR	IMAX		18
IMC GLOB	IGL.P	@NA	
IMCLONE	IMCL	@NA	
IMCLONE	IMCL.M	@NA	
IMCOR PH	ICRP	@NA	
IMERGEN	IIG	@NA	
IMI INTL M	IME	@NA	
IMMEDIAT	3ITEK	@NA	
IMMERSIC	IMMR	@NA	
IMMTECH	IMM	@NA	
IMMUCELL	ICCC	@NA	
IMMUCOR	BLUD	@NA	
IMMUNE R	IMNR	@NA	
IMMUNICC	IMMC	@NA	
IMMUNOG	IMGN	@NA	
IMMUNOM	IMMU	@NA	
IMP INC	IMPX	@NA	
IMPAC ME	IMPC	@NA	
IMPAC MC	IMH	@NA	

IMPATH IN	IMPHQ	@NA	
IMPAX LAE	IPXLE	@NA	
IMPCO TE	IMCO	@NA	
IMPERIAL	ICI		11
IMPERIAL	IGPFF	@NA	
IMPERIAL	IPII	@NA	
IMPERIAL	IMO		2
IMPERIAL	IPSU	@NA	
IMPERIAL	ITY		11
IMPLANT S	IMX	@NA	
IMPRESO	ZCOM	@NA	
IMPROVEI	3IMPV	@NA	
IMPSAT FI	3IMFN	@NA	
IMS HEAL	RX	@NA	
INAMCO IN	IICC	@NA	
INAMED C	IMDC		14
INAMERIC	INAO	@NA	
INCENTRA	3ICEN	@NA	
INCO LTD	N		12
INCOME C	IOT	@NA	
INCYTE C	INCY	@NA	
INDEPENI	ICBC		11
INDEPENI	IFSB	@NA	
INDEPENI	IHC	@NA	
INDEPENI	INDB	@NA	
INDEPENI	IBCP	@NA	
INDEVUS	IDEV	@NA	
INDEX DE	IXDP	@NA	
INDIA FUN	IFN	@NA	
INDIA GR	IGF	@NA	
INDIAN VII	3IDVB	@NA	
INDIANA G	VVC1	@NA	
INDIANA M	AEP2		11
INDONESI	IF	@NA	
INDUS INT	IINT	@NA	
INDUSTRI	IDGR	@NA	
INDUSTRI	3IDSM	@NA	
INDUSTRI	IDSA	@NA	
INDUSTRI	IBA	@NA	
INDUSTRI	IDUL	@NA	
INDYMAC	NDE		13
INEI CORP	3INEY	@NA	
INERGY H	NRGP	@NA	
INERGY LI	NRGY		17
INFICON H	IFCN	@NA	
INFINEON	IFX	@NA	
INFINICAL	3INFL	@NA	
INFINITI S	ISLT	@NA	
INFINITY I	IFNY	@NA	
INFINITY F	IPCC		11
INFOCORI	IFCSF	@NA	

INFOCROS	IFOX	@NA	
INFOCUS	INFS	@NA	
INFODATA	3INFD	@NA	
INFONOW	INOW	@NA	
INFORMA	INFA	@NA	
INFORMA	3IAIC	@NA	
INFORMA	IACH	@NA	
INFORTE	INFT	@NA	
INFOSONI	IFO	@NA	
INFOSPAC	INSP	@NA	
INFOSYS	INFY		11
INFOTECH	3IFTH	@NA	
INFOUSA	IUSA		14
INFOVISTA	IVTA	@NA	
INFRACOR	3INFCE	@NA	
INFRASOU	IFS	@NA	
ING CLAR	IGR	@NA	
ING CLAR	IIA	@NA	
ING GLOB	IGD	@NA	
ING GROE	ING		7
ING LIFE I	9625A		5
ING PRIME	PPR	@NA	
ING SENIC	XSIAX	@NA	
INGERSOI	IR		9
INGLES M	IMKTA		15
INGRAM M	IM		13
INHIBITEX	INHX	@NA	
INKINE PH	INKP	@NA	
INLAND RI	IRC	@NA	
INMEDICA	3IMDD	@NA	
INNKEEPE	KPA	@NA	
INNODATA	INOD	@NA	
INNOTRAC	INOC	@NA	
INNOVA H	3IVHG	@NA	
INNOVA/P	3IPUR	@NA	
INNOVATI	IVHN	@NA	
INNOVATI	3INIV	@NA	
INNOVATI	ISSC	@NA	
INNOVEX	INVX	@NA	
INNOVO G	INNO	@NA	
INNSUITE	IHT	@NA	
INOVIO BI	INO	@NA	
INPHONIC	INPC	@NA	
INPUT/OU	IO	@NA	
INSIGHT C	ICCI		18
INSIGHT E	NSIT	@NA	
INSIGHT H	0347B		17
INSIGHT M	0213B		14
INSIGHTFI	IFUL	@NA	
INSIGNIA	INSG	@NA	
INSIGNIA	ISIG	@NA	

INSILCO H	INSLQ	@NA	
INSITE VIS	ISV	@NA	
INSITUFOI	INSU	@NA	
INSMED IN	INSM	@NA	
INSPIRE IN	3NSPRQ	@NA	
INSPIRE P	ISPH	@NA	
INSTEEL II	IIIN	@NA	
INSTINET	INGP	@NA	
INSURANC	IAAI		17
INSURED	PIF	@NA	
INSWEB C	INSW	@NA	
INTAC INT	INTNE	@NA	
INTARCIA	ITCA	@NA	
INTEGRA I	IBNK	@NA	
INTEGRA I	INGA	@NA	
INTEGRA I	IART	@NA	
INTEGRAL	ISYS	@NA	
INTEGRAL	3INVI	@NA	
INTEGRAM	INMD	@NA	
INTEGRAT	IASGE		17
INTEGRAT	INB	@NA	
INTEGRAT	3IBSS	@NA	
INTEGRAT	ICST	@NA	
INTEGRAT	3ITDD	@NA	
INTEGRAT	IDTI	@NA	
INTEGRAT	IES		18
INTEGRAT	IFSI	@NA	
INTEGRAT	3IHSVE	@NA	
INTEGRAT	3IHCH	@NA	
INTEGRAT	IISX	@NA	
INTEGRAT	3IZZI	@NA	
INTEGRAT	ISSI	@NA	
INTEGRAT	RDOC	@NA	
INTEGRIS	IMC	@NA	
INTEGRIT	IFCB	@NA	
INTEGRIT	3IMFD	@NA	
INTEL COI	INTC		7
INTELEFIL	FILM	@NA	
INTELIDAT	INTD	@NA	
INTELLEC	ITTI	@NA	
INTELLI-CI	IDN	@NA	
INTELLIGE	INS	@NA	
INTELLIGF	ITIG	@NA	
INTELLISY	SYNC	@NA	
INTER PAI	IPAR	@NA	
INTER-TEI	INTL	@NA	
INTERACT	IBDI	@NA	
INTERACT	IDC	@NA	
INTERACT	IHTT	@NA	
INTERACT	ININ	@NA	
INTERACT	ISWI	@NA	

INTERCEL	3IICPQ	@NA	
INTERCHA	INCX	@NA	
INTERCHA	IFCJ	@NA	
INTERCHA	ICMI	@NA	
INTERCON	IHG	@NA	
INTERCON	ICE	@NA	
INTERDEN	3DENTQ	@NA	
INTERDIG	IDCC	@NA	
INTERDYN	3ITDN	@NA	
INTEREP I	3IREP		20
INTERFAC	IFSIA		18
INTERFER	IFSC	@NA	
INTERGRA	INGR	@NA	
INTERGRO	INTG	@NA	
INTERLAN	INLD	@NA	
INTERLEU	3ILGNE	@NA	
INTERLIAN	INITQ	@NA	
INTERLINE	IBI		15
INTERLINK	LINK	@NA	
INTERMAG	IMGC	@NA	
INTERMED	SBI	@NA	
INTERMET	INMTQ	@NA	
INTERMIX	MIX	@NA	
INTERMOS	3IMOT	@NA	
INTERMOU	4061B	@NA	
INTERMUN	ITMN	@NA	
INTERNAF	IIP	@NA	
INTERNAT	IAAC	@NA	
INTERNAT	3IBTGF	@NA	
INTERNAT	3IBHVF	@NA	
INTERNAT	3ICTL	@NA	
INTERNAT	3IFUE	@NA	
INTERNAT	3INIS	@NA	
INTERNAT	3INLM	@NA	
INTERNAT	ISG		14
INTERNAT	0259B	@NA	
INTERNET	3GEEK	@NA	
INTERNET	IAH	@NA	
INTERNET	ICGE	@NA	
INTERNET	ICCXQ	@NA	
INTERNET	ICCA	@NA	
INTERNET	IGLD	@NA	
INTERNET	HHH	@NA	
INTERNET	IIH	@NA	
INTERNET	IIJI	@NA	
INTERNET	ISSX	@NA	
INTERNET	3ISTOE	@NA	
INTEROIL	IOC	@NA	
INTERPHA	IPA	@NA	
INTERPHA	INPH	@NA	
INTERPLA	3IPLYE	@NA	

INTERPOC	IPX		14
INTERPUE	IPG		15
INTERSEC	INTX	@NA	
INTERSIL	ISIL	@NA	
INTERSTA	IBCIQ		27
INTERSTA	IGLPA	@NA	
INTERSTA	IHR		17
INTERSTA	LNT2	@NA	
INTERTAP	ITP		16
INTERVES	IBCA	@NA	
INTERVIDI	IVII	@NA	
INTERVOI	INTV	@NA	
INTERWES	IWSM	@NA	
INTERWOI	ITWR	@NA	
INTERWO	IWOV	@NA	
INTEST C	INTT	@NA	
INTEVAC I	IVAC	@NA	
INTIER AU	IAIA	@NA	
INTL ABSC	IAX	@NA	
INTL ALUM	IAL	@NA	
INTL AUTC	3IAUS	@NA	
INTL BANC	IBOC	@NA	
INTL BIOF	IBBO	@NA	
INTL BUSI	IBM		7
INTL COSI	SASN	@NA	
INTL DE C	ICM	@NA	
INTL DEVE	3IDVL	@NA	
INTL DISP	IDWK	@NA	
INTL ELEC	IEIBC	@NA	
INTL FIBEI	IFCIQ	@NA	
INTL FLAV	IFF		10
INTL GAMI	IGT		11
INTL GEMI	6971B	@NA	
INTL LEAS	AIG1		6
INTL LEISU	ILHL	@NA	
INTL LOTT	3ITSI	@NA	
INTL MICR	3IMSI	@NA	
INTL PAPE	IP		11
INTL POW	IPR		15
INTL RECT	IRF		15
INTL SECU	ISE	@NA	
INTL SHIP	ISH		16
INTL SMAI	3ISSG	@NA	
INTL SPEC	0523B	@NA	
INTL SPEE	ISCA		12
INTL THOI	ITGB	@NA	
INTRA ASI	PAK	@NA	
INTRABIO	IBPI	@NA	
INTRADO	TRDO	@NA	
INTRALAS	ILSE	@NA	
INTRAWAI	ITRA	@NA	

INTRAWES	IDR		15
INTREPID	3ITPD	@NA	
INTRICON	IIN	@NA	
INTROGEN	INGN	@NA	
INTRUSIO	INTZ	@NA	
INTUIT INC	INTU	@NA	
INTUITIVE	ISRG	@NA	
INVACARE	IVC	@NA	
INVERNES	IMA		17
INVESTME	PPM	@NA	
INVESTME	ITG	@NA	
INVESTOC	IED	@NA	
INVESTOF	ICH	@NA	
INVESTOF	IFIN	@NA	
INVESTOF	IRETS	@NA	
INVESTOF	ITIC	@NA	
INVISA INC	3INSA	@NA	
INVITROG	IVGN	@NA	
IOMED INC	IOX	@NA	
IOMEGA C	IOM	@NA	
ION NETW	3IONN	@NA	
ION TRAC	3IONT	@NA	
IONA TECH	IONA	@NA	
IONATRON	IOTN	@NA	
IOWA TEL	IWA		15
IPALCO EN	AES4		13
IPARTY C	IPT	@NA	
IPASS INC	IPAS	@NA	
IPAYMENT	IPMT	@NA	
IPC HOLDI	IPCR	@NA	
IPCS INC	3IPCX		19
IPEC HOLI	3IPEC	@NA	
IPIX CORP	IPIX	@NA	
IPMC HOL	IPHC	@NA	
IPRINT TE	IPRT	@NA	
IPSCO INC	IPS		14
IQUNIVER	IQUN	@NA	
IR BIOSCIE	3IRBO	@NA	
IRIDEX CC	IRIX	@NA	
IRIS INTEF	IRIS	@NA	
IRON AGE	0342B	@NA	
IRON MOU	IRM		15
IRONSTON	3IRNS	@NA	
IRSA INVE	IRS	@NA	
IRVINE SE	IRSN	@NA	
IRWIN FIN	IFC	@NA	
ISAACS I C	3ISAC	@NA	
ISCO INTE	ISO	@NA	
ISECURET	3ISRE	@NA	
ISHARES (	ICF	@NA	
ISHARES (	IAU	@NA	

ISHARES I	DVY	@NA
ISHARES (	IGW	@NA
ISHARES (	IGV	@NA
ISHARES (	IGN	@NA
ISHARES I	EWA	@NA
ISHARES I	EWO	@NA
ISHARES I	EWK	@NA
ISHARES I	EWZ	@NA
ISHARES I	EWC	@NA
ISHARES I	EEM	@NA
ISHARES I	EZU	@NA
ISHARES I	EWQ	@NA
ISHARES I	EWG	@NA
ISHARES I	EWH	@NA
ISHARES I	EWI	@NA
ISHARES I	EWJ	@NA
ISHARES I	EWM	@NA
ISHARES I	EWW	@NA
ISHARES I	EWN	@NA
ISHARES I	EWS	@NA
ISHARES I	EZA	@NA
ISHARES I	EWY	@NA
ISHARES I	EWP	@NA
ISHARES I	EWD	@NA
ISHARES I	EWL	@NA
ISHARES I	EWT	@NA
ISHARES I	EWU	@NA
ISHARES I	IBB	@NA
ISHARES I	IWP	@NA
ISHARES I	IWS	@NA
ISHARES I	IWR	@NA
ISHARES S	OEF	@NA
ISHARES S	IOO	@NA
ISHARES S	ITF	@NA
ISHARES ˜	SHY	@NA
ISHARES ˜	TLT	@NA
ISHARES ˜	IEF	@NA
ISHARES ˜	IYT	@NA
ISHARES ˜	IYM	@NA
ISHARES ˜	IYD	@NA
ISHARES ˜	IYK	@NA
ISHARES ˜	IYC	@NA
ISHARES ˜	IYE	@NA
ISHARES ˜	IYF	@NA
ISHARES ˜	IYG	@NA
ISHARES ˜	IYH	@NA
ISHARES ˜	IYJ	@NA
ISHARES ˜	IYV	@NA
ISHARES ˜	IYR	@NA
ISHARES ˜	IYW	@NA
ISHARES ˜	IYZ	@NA

ISHARES ˜	IYY	@NA	
ISHARES ˜	IDU	@NA	
ISHARES ˜	LQD	@NA	
ISHARES ˜	JKF	@NA	
ISHARES ˜	EFA	@NA	
ISHARES ˜	NY	@NA	
ISHARES ˜	NYC	@NA	
ISHARES ˜	IWB	@NA	
ISHARES ˜	IWF	@NA	
ISHARES ˜	IWD	@NA	
ISHARES ˜	IWM	@NA	
ISHARES ˜	IWO	@NA	
ISHARES ˜	IWN	@NA	
ISHARES ˜	IWV	@NA	
ISHARES ˜	IWZ	@NA	
ISHARES ˜	IWW	@NA	
ISHARES ˜	ISI	@NA	
ISHARES ˜	IVV	@NA	
ISHARES ˜	IEV	@NA	
ISHARES ˜	IXC	@NA	
ISHARES ˜	IXG	@NA	
ISHARES ˜	IXJ	@NA	
ISHARES ˜	IXN	@NA	
ISHARES ˜	IXP	@NA	
ISHARES ˜	IJK	@NA	
ISHARES ˜	IJJ	@NA	
ISHARES ˜	IJH	@NA	
ISHARES ˜	IJR	@NA	
ISHARES ˜	IJT	@NA	
ISHARES ˜	IJS	@NA	
ISHARES ˜	IVW	@NA	
ISHARES ˜	IVE	@NA	
ISHARES ˜	IKC	@NA	
ISHARES ˜	TIP	@NA	
ISHARES ˜	IGM	@NA	
ISHARES ˜	AGG	@NA	
ISHARES ˜	ILF	@NA	
ISHARES-(	IGE	@NA	
ISHARES-I	EPP	@NA	
ISIS PHAR	ISIS	@NA	
ISLAND P/	IPI	@NA	
ISLE OF C	ISLE		15
ISOLAGEN	ILE	@NA	
ISOMET C	IOMT	@NA	
ISONICS C	ISON	@NA	
ISPAT INL/	IST1		11
ISRAMCO	ISRL	@NA	
ISTA PHAI	ISTA	@NA	
ISTAR FIN	SFI		12
ITALY FUN	ITA	@NA	
ITC DELTA	ITCD	@NA	

ITC HOLDI	ITC	@NA	
ITEC ATTF	3ITAT	@NA	
ITEC ENVI	3ITEC	@NA	
ITERIS INC	ITI	@NA	
ITEX CORI	3ITEX	@NA	
ITIS HOLD	3ITHH	@NA	
ITLA CAPI	ITLA	@NA	
ITO YOKAI	IYCLY		5
ITRON INC	ITRI		15
ITRONICS	3ITROE	@NA	
ITT EDUC/	ESI	@NA	
ITT INDUS	ITT		10
IVANHOE	IVAN	@NA	
IVANHOE	IVN	@NA	
IVAX COR	IVX	@NA	
IVAX DIAG	IVD	@NA	
IVILLAGE	IVIL	@NA	
IVIVI TECH	IVVI	@NA	
IVOW INC	IVOW	@NA	
IWI HOLDI	3JEWLF	@NA	
IWO HOLD	IWHD		19
IXIA	XXIA	@NA	
IXOS SOF	XOSYY	@NA	
IXYS COR	SYXI	@NA	
J & J SNA(	JJSF	@NA	
J CREW G	2632B		18
J JILL GR(	JILL	@NA	
J. ALEXAN	JAX	@NA	
J2 GLOBA	JCOM	@NA	
JABIL CIR(	JBL		13
JACADA L	JCDA	@NA	
JACK IN T	JBX		14
JACKSON	JTX	@NA	
JACKSON	0262B	@NA	
JACKSON'	JAXB	@NA	
JACKSON'	JXSB	@NA	
JACLYN IN	JLN	@NA	
JACO ELE	JACO	@NA	
JACOBS E	JEC	@NA	
JACOBSO	3JRSEE	@NA	
JACOBSO	JCBSQ	@NA	
JACUZZI E	JJZ		16
JAFRA SA	JFA	@NA	
JAG MEDI/	JAGH	@NA	
JAGGED E	JEMG	@NA	
JAKKS PA	JAKK	@NA	
JAMDAT M	JMDT	@NA	
JAMES CA	0263B	@NA	
JAMES HA	JHX	@NA	
JAMES MC	JMBI	@NA	
JAMESON	JAMS	@NA	

JANUS CA	JNS		10
JAPAN AIF	JALSY		15
JAPAN EQ	JEQ	@NA	
JAPAN SM	JOF	@NA	
JARDEN C	JAH		16
JARDINE M	JMHLY		10
JAZZ SEM	JAZZ	@NA	
JB OXFOR	JBOH	@NA	
JDA SOFT	JDAS	@NA	
JDS UNIPH	JDSU	@NA	
JED OIL IN	JDO	@NA	
JEFFERIES	JEF		11
JEFFERSC	JFBI	@NA	
JEFFERSC	JP		5
JEFFERSC	JFBC	@NA	
JENNIFER	JEN	@NA	
JER INVES	JRT	@NA	
JERSEY C	GPU3		12
JETBLUE /	JBLU		15
JEWETT-C	JCTCF	@NA	
JF CHINA	JFC	@NA	
JILIN CHE	JCC	@NA	
JINPAN IN	JST	@NA	
JL FRENC	0471B		17
JL HALSE	3JLHY	@NA	
JLG INDUS	JLG		15
JLM COUT	JLMC	@NA	
JMAR TEC	JMAR	@NA	
JO-ANN S	JAS		16
JOHN HAN	JHI	@NA	
JOHNSON	JNJ		2
JOHNSON	JCI		8
JOHNSON	JOUT	@NA	
JOHNSON	0561B		15
JOINTLAN	3JLDV	@NA	
JONES AP	JNY		11
JONES FIN	4779B	@NA	
JONES LA	JLL		12
JORDAN II	6536B		19
JORE COF	JOREQ	@NA	
JORGENS	JOR		16
JOS A BAN	JOSB	@NA	
JOURNAL	JRN	@NA	
JOURNAL	JRC		14
JOY GLOB	JOYG		13
JOYSTAR	3JYSR	@NA	
JPM CO	JPMX	@NA	
JPMORGA	JPM		7
JPS INDUS	JPST	@NA	
JPY HOLD	8354B	@NA	
JUNIPER (	3JUNI	@NA	

JUNIPER N	JNPR		16
JUNO LIGH	JUNO		16
JUPITER C	3JPHCE	@NA	
JUPITERM	JUPM	@NA	
K & F INDU	3525B		16
K V PHARI	KV.A	@NA	
K-FED BAI	KFED	@NA	
K-SEA TR/	KSP	@NA	
K-SWISS I	KSWS	@NA	
K-TEL INTI	KTEL	@NA	
K-TRON IN	KTII	@NA	
K2 DIGITA	3KTWO	@NA	
K2 INC	KTO		14
KADANT II	KAI	@NA	
KAIRE HO	3KAIHE	@NA	
KAISER AI	3KLUCQ1	@NA	
KAISER AI	3KLUCQ	@NA	
KAISER GI	KGHI	@NA	
KAMAN C(	KAMNA		11
KANA SOF	KANAE	@NA	
KANBAY II	KBAY	@NA	
KANEB PIP	KPP		11
KANEB SE	KSL	@NA	
KANSAS C	KCLI		7
KANSAS C	GXP1		11
KANSAS C	KSU		15
KANSAS G	WR1		13
KATY INDU	KT	@NA	
KAYDON C	KDN		13
KAYNE AN	KYN	@NA	
KB HOME	KBH		13
KCS ENEF	KCS		17
KEANE IN(	KEA	@NA	
KEARNY F	KRNY	@NA	
KEITH COI	TKCI	@NA	
KEITHLEY	KEI	@NA	
KELLOGG	K		10
KELLSTRC	KELLQ	@NA	
KELLWOO	KWD		12
KELLY SEI	KELYA	@NA	
KEMET C(	KEM	@NA	
KENAN AD	TKAG	@NA	
KENDLE IN	KNDL	@NA	
KENEXA C	KNXA	@NA	
KENNAME	KMT		11
KENNEDY	KWIC	@NA	
KENSEY N	KNSY	@NA	
KENT FIN/	KENT	@NA	
KENTUCK	KFFB	@NA	
KENTUCK	3KINV	@NA	
KENTUCK	AEP4	@NA	

KENTUCK	KU1		10
KERR-MC	KMG		13
KERYX BI	KERX	@NA	
KERZNER	KZL		15
KESTREL	3KEST	@NA	
KEWAUNE	KEQU	@NA	
KEY COMI	0264B	@NA	
KEY ENEF	KEGS		18
KEY TECH	KTEC	@NA	
KEY TRON	KTCC	@NA	
KEYCORP	KEY		9
KEYNOTE	KEYN	@NA	
KEYSPAN	KSE		8
KEYSTON	KEYS	@NA	
KEYSTON	KESNQ	@NA	
KFORCE I	KFRC	@NA	
KFX INC	KFX	@NA	
KIK TECHI	3KKTI	@NA	
KILROY RI	KRC	@NA	
KIMBALL I	KBALB	@NA	
KIMBERLY	KMB		6
KIMCO RE	KIM		9
KINDER M	KMP		10
KINDER M	KMI		11
KINDER M	KMR	@NA	
KINDRED	KND	@NA	
KINETEK I	0265B		18
KINETIC C	KCI		14
KING PHA	KG		14
KINGFISHI	KGFHY		10
KINGS RO	KREN	@NA	
KINGSLEY	3KNGS	@NA	
KINGSPOI	AEP3	@NA	
KINGSWA	KFS		12
KINROSS	KGC	@NA	
KINTERA I	KNTA	@NA	
KIRBY CO	KEX		11
KIRIN BRE	KNBWY		6
KIRKLAND	KIRK	@NA	
KIRLIN HC	KILN	@NA	
KIRSHNEF	3KSRE	@NA	
KITE REAL	KRG	@NA	
KITTY HAV	KHK	@NA	
KLA-TENC	KLAC	@NA	
KLM ROYA	KLMR	@NA	
KMG AMEI	KMA	@NA	
KMG CHEI	KMGB	@NA	
KNAPE & \	KNAP	@NA	
KNBT BAN	KNBT	@NA	
KNIGHT TI	NITE	@NA	
KNIGHT TI	KNX	@NA	

KNIGHT-R	KRI		8
KNIGHTSE	VLCCF	@NA	
KNOLL IN(	KNL		15
KNOLOGY	KNOL	@NA	
KNOT INC	KNOT	@NA	
KNOWLES	0267B		18
KNUSAGA	2387B	@NA	
KOHL'S C(	KSS		9
KOLORFU	3KOLR	@NA	
KOMAG IN	KOMG	@NA	
KOMATSU	KMTUY		11
KONAMI C	KNM	@NA	
KONGZHC	KONG	@NA	
KONINKLI	AHO		14
KONINKLI	PHG		10
KOOKMIN	KB		10
KOOR IND	KOR	@NA	
KOPIN CO	KOPN	@NA	
KOPPERS	0268B		16
KOREA EL	KEP		8
KOREA E(	KEF	@NA	
KOREA FU	KF	@NA	
KOREA TH	KTHUF	@NA	
KORN/FEF	KFY	@NA	
KOS PHAF	KOSP	@NA	
KOSAN BI(	KOSN	@NA	
KOSS COF	KOSS	@NA	
KPNQWES	3KQIPQ	@NA	
KRAFT FO	KFT		9
KRAMONT	KRT	@NA	
KREISLER	KRSL	@NA	
KRISPY KI	KKD	@NA	
KROGER (	KR		11
KRONOS /	3KNOS	@NA	
KRONOS I	KRON	@NA	
KRONOS \	KRO	@NA	
KRYSTAL	KRYS	@NA	
KS BANC(	3KSBI	@NA	
KSL RECR	9790B	@NA	
KSW INC	3KSWW	@NA	
KT CORP	KTC	@NA	
KUBOTA (	KUB		10
KULICKE &	KLIC		17
KUPPER F	3KPCG	@NA	
KVH INDU	KVHI	@NA	
KYOCERA	KYO		8
KYPHON I	KYPH	@NA	
KYZEN CC	KYZN	@NA	
L A M PHA	3LAMP	@NA	
L-3 COMM	LLL		12
LA BARGE	LB	@NA	

LA JOLLA	LJPC	@NA	
LA QUINT/	LQI		15
LA QUINT/	0269B		15
LA-Z-BOY	LZB	@NA	
LABONE II	LABS	@NA	
LABOR RE	LRW	@NA	
LABORAT(	LH		11
LABRANCI	LAB		17
LACLEDE	LG1		8
LACLEDE	LG		8
LACLEDE	3LCLDQ	@NA	
LACROSS	BOOT	@NA	
LADENBUI	LTS	@NA	
LADISH C(	LDSH	@NA	
LAFARGE	LAF		11
LAFARGE	LR		11
LAIDLAW (	LWGB	@NA	
LAIDLAW I	LI		14
LAKELANI	LBAI	@NA	
LAKELANI	LKFN	@NA	
LAKELANI	LAKE	@NA	
LAKES EN	LACOE	@NA	
LAM RESE	LRCX		15
LAMAR AI	LAMR		15
LAMSON &	LMS	@NA	
LAN AIRLI	LFL	@NA	
LANCASTI	LANC	@NA	
LANCE IN(	LNCE	@NA	
LANCER C	LAN	@NA	
LANCER C	LANZ	@NA	
LAND O'LA	0270B		17
LANDAME	LFG		12
LANDAUEI	LDR	@NA	
LANDEC C	LNDC	@NA	
LANDMAR	LARK	@NA	
LANDRYS	LNY		15
LANDSTAI	LSTR	@NA	
LANGER II	GAIT	@NA	
LANNETT	LCI	@NA	
LANOPTIC	LNOP	@NA	
LANTRON	LTRX	@NA	
LANVISIOI	LANV	@NA	
LARGE SC	LSBC	@NA	
LAS VEGA	LVS		15
LAS VEGA	9781B		15
LASALLE I	LHO	@NA	
LASER MA	LMTI	@NA	
LASERCAI	LCRD	@NA	
LASERLO(	3LLTI	@NA	
LASERSC(	LSCP	@NA	
LASERSIG	LRST	@NA	

LASTMINU	LMIN	@NA	
LATIN AME	LAQ	@NA	
LATIN AME	LDF	@NA	
LATTICE S	LSCC	@NA	
LAUDER E	EL		7
LAUREATE	LAUR	@NA	
LAUREL C	LARL	@NA	
LAURION (	LAGFF	@NA	
LAW ENFC	3LENF	@NA	
LAWSON F	LAWS	@NA	
LAWSON S	LWSN	@NA	
LAYNE CH	LAYN	@NA	
LAZARD G	LGI	@NA	
LAZARD L	LAZ	@NA	
LAZARE K	LKI	@NA	
LBP INC	3LBPZE	@NA	
LCA VISIO	LCAV	@NA	
LCC INTEF	LCCI	@NA	
LCNB COF	3LCNB	@NA	
LDM TECH	0290B	@NA	
LEADING I	LBIX	@NA	
LEADIS TE	LDIS	@NA	
LEAP TEC	3LPTC	@NA	
LEAP WIR	3LEAP		18
LEAPFRO(	LF	@NA	
LEAR COF	LEA		12
LEARNING	LCGI	@NA	
LEARNING	LTRE	@NA	
LEATHER	TLF	@NA	
LECG COF	XPRT	@NA	
LECROY C	LCRY	@NA	
LECTEC C	3LECT	@NA	
LEE COUN	0435B	@NA	
LEE ENTE	LEE	@NA	
LEE PHAR	3LPHM	@NA	
LEESPORT	FLPB	@NA	
LEGAL AC	3LGAL	@NA	
LEGAL CL	LEGL	@NA	
LEGALPLA	LPLE	@NA	
LEGG MAS	LM		10
LEGGETT	LEG		7
LEHMAN A	CVI	@NA	
LEHMAN E	LBC	@NA	
LEHMAN E	LEH		8
LEHMAN T	3THLM	@NA	
LEINER HE	9796B		17
LEITCH TE	LVIDF	@NA	
LENNAR C	LEN		12
LENNOX II	LII		14
LERNOUT	3LHSPQ	@NA	
LESCARDI	3LCAR	@NA	

LESCO IN(	LSCO	@NA	
LEUCADIA	LUK		14
LEVCOR II	3LEVC	@NA	
LEVEL 3 C	LVLT		20
LEVEL 8 S	3LVEL	@NA	
LEVI STRA	6206B		18
LEVITT CC	LEV	@NA	
LEVON RE	3LVNVE	@NA	
LEXAR ME	LEXR	@NA	
LEXICON (	LEXG	@NA	
LEXINGTC	LXP	@NA	
LEXINGTC	3LEXP	@NA	
LEXMARK	LXK		11
LG PHILIP	LPL	@NA	
LHC GROU	LHCG	@NA	
LIBBEY IN	LBY	@NA	
LIBERATE	LBRT	@NA	
LIBERMAN	LBIM	@NA	
LIBERTY A	USA	@NA	
LIBERTY A	ASG	@NA	
LIBERTY C	LC	@NA	
LIBERTY C	LZPI	@NA	
LIBERTY H	LIBHA	@NA	
LIBERTY M	L		13
LIBERTY M	LBTYA	@NA	
LIBERTY M	9761B		8
LIBERTY F	LRY		11
LIBERTY S	3LSSI	@NA	
LIFE PART	LPHI	@NA	
LIFE SCIE	3LSRI	@NA	
LIFE TIME	LTM	@NA	
LIFECELL	LIFC	@NA	
LIFECORE	LCBM	@NA	
LIFELINE S	LIFE	@NA	
LIFEPOINT	LPNT		14
LIFEPOINT	LPNT.P	@NA	
LIFEPOINT	LFP	@NA	
LIFESTRE	3LFTC	@NA	
LIFESTYLE	3LFSI	@NA	
LIFETIME	LCUT	@NA	
LIFEWAY I	LWAY	@NA	
LIGAND PI	LGNDE	@NA	
LIGHT MA	LMGR	@NA	
LIGHTBRI	LTBG	@NA	
LIGHTFIRS	BLF	@NA	
LIGHTING	LSGP	@NA	
LIGHTPAT	LPTH	@NA	
LIHIR GOL	LIHRY	@NA	
LILLY (ELI	LLY		5
LIMELIGH	3LMMG	@NA	
LIMITED B	LTD		11

LIN TV CO	TVL		15
LINCARE I	LNCR	@NA	
LINCOLN E	LNCB	@NA	
LINCOLN E	LINC	@NA	
LINCOLN E	LECO	@NA	
LINCOLN I	3LCNIA	@NA	
LINCOLN I	3LLOG	@NA	
LINCOLN N	LNC		9
LINCOLN N	LNV	@NA	
LINCOLN N	LND	@NA	
LINCORP I	3LCPH	@NA	
LINDOWS	LINE	@NA	
LINDSAY M	LNN	@NA	
LINEAR TE	LLTC	@NA	
LINENS N	LIN	@NA	
LINK ENEI	3LNKEE	@NA	
LINK GRO	LNKG	@NA	
LINKTONE	LTON	@NA	
LION BIOS	LEON	@NA	
LION INC	3LINN	@NA	
LION-GRI I	3LGIIE	@NA	
LIONBRID	LIOX	@NA	
LIONORE	3LMGGF	@NA	
LIONS GA	LGF	@NA	
LIPID SCIE	LIPD	@NA	
LIPMAN EI	LPMA	@NA	
LIQUIDATI	LIQWF	@NA	
LIQUIDME	LQMT	@NA	
LITHIA MC	LAD	@NA	
LITTELFUS	LFUS	@NA	
LITTLE SQ	3LITS	@NA	
LITTLEFIE	3LTFD	@NA	
LIVEPERS	LPSN	@NA	
LIZ CLAIB	LIZ		11
LJ INTERN	JADE	@NA	
LKQ CORI	LKQX	@NA	
LL&E ROY	LRT	@NA	
LLOYDS T	LYG	@NA	
LMI AERO	LMIA	@NA	
LML PAYM	LMLP	@NA	
LMS MEDI	LMZ	@NA	
LNB BANC	LNBB	@NA	
LOCATEPI	3LPLHE	@NA	
LOCKHEE	LMT		11
LODGENE	LNET		16
LODGIAN	LGN	@NA	
LOEWS C	LTR		8
LOEWS C	LTCG.CM	@NA	
LOEWS CI	CG	@NA	
LOGANSP	LOGN	@NA	
LOGIC DE	LOGC	@NA	

LOGICVIS	LGVN	@NA	
LOGILITY	LGTY	@NA	
LOGITECH	LOGI	@NA	
LOGIX CO	0186B	@NA	
LOJACK C	LOJN	@NA	
LONE STA	STAR	@NA	
LONE STA	LSS		15
LONG ISL/	LICB	@NA	
LONGPOR	3LPTI	@NA	
LONGS DI	LDG	@NA	
LONGVIEV	LFB		14
LOOKSMA	LOOK	@NA	
LORAL SP	LRLSQ	@NA	
LOREAL C	LORLY	@NA	
LORUS TH	LRP	@NA	
LOTTERY	LWSL	@NA	
LOUD TEC	3LTEC	@NA	
LOUDEYE	LOUD	@NA	
LOUISIAN/	LPX		12
LOUISVILL	LGE1		10
LOWE'S C	LOW		7
LOWRANC	LEIX	@NA	
LOYALTYF	3LYLP	@NA	
LPA HOLD	9901B		20
LQ CORPC	3LQCI	@NA	
LSB BANC	LXBK	@NA	
LSB CORP	LSBX	@NA	
LSB FINAN	LSBI	@NA	
LSB INDUS	LXU	@NA	
LSI INDS I	LYTS	@NA	
LSI LOGIC	LSI		15
LTC PROP	LTC	@NA	
LTV CORP	3LTVCQ	@NA	
LTWC COI	LTWC	@NA	
LTX CORP	LTXX		18
LUBRIZOL	LZ		13
LUBYS INC	LUB	@NA	
LUCENT T	LU		17
LUCILLE F	LUCY	@NA	
LUFKIN IN	LUFK	@NA	
LUIGINOS	0291B		16
LUKOIL -A	LUKOY		14
LUMENIS I	LUME	@NA	
LUMENON	LUMMQ	@NA	
LUMERA C	LMRA	@NA	
LUMINA C	LCC	@NA	
LUMINANT	LUMTQ	@NA	
LUMINENT	LUM	@NA	
LUMINEX (	LMNX	@NA	
LUXOTTIC	LUX	@NA	
LVMH MOI	LVMUY		10

LYDALL IN	LDL	@NA	
LYDIAN TF	LYDN	@NA	
LYNCH CC	LGL	@NA	
LYNCH IN	LIC	@NA	
LYNX THE	LYNXD	@NA	
LYONDELI	LYO		15
LYONDELI	LYO.P	@NA	
M & F WOI	MFW	@NA	
M & T BAN	MTB		9
M-SYSTEM	FLSH	@NA	
M-WAVE II	MWAV	@NA	
M/I HOME	MHO		14
MAC-GRA	TUC	@NA	
MACATAW	MCBC	@NA	
MACC PRI	MACC	@NA	
MACDERM	MRD		13
MACE SEC	MACE	@NA	
MACERICI	MAC	@NA	
MACK-CAI	CLI		11
MACKINAC	MFNC	@NA	
MACQUAF	MIC	@NA	
MACQUAF	MFD	@NA	
MACREPC	3MRPT	@NA	
MACROCI	MCHM	@NA	
MACROME	MACR	@NA	
MACRONI	MXICY		17
MACROVI	MVSN	@NA	
MAD CATZ	MCZ	@NA	
MADDEN	SHOO	@NA	
MADECO	MAD	@NA	
MADISON	MGEE1	@NA	
MADISON	3MMRSF	@NA	
MADISON	0522B	@NA	
MADISON	0637B		15
MADISON	MSP	@NA	
MADISON/	MCN	@NA	
MAF BANC	MAFB	@NA	
MAGAL SE	MAGS	@NA	
MAGELLAI	MGLN		16
MAGELLAI	MMP		11
MAGELLAI	MPET	@NA	
MAGIC LA	GML	@NA	
MAGIC SC	MGIC	@NA	
MAGMA D	LAVA	@NA	
MAGNA EI	MECA	@NA	
MAGNA IN	MGA		8
MAGNA-L/	3MAGLA	@NA	
MAGNETE	MAG	@NA	
MAGNITUI	3MAGY	@NA	
MAGNUM	3MAGR	@NA	
MAGNUM	MHR		15

MAGSTAR	3MGST	@NA	
MAGUIRE	MPG		14
MAGYAR T	MTA		9
MAHANAG	MTE	@NA	
MAI SYSTI	3MAIY	@NA	
MAII HOLD	MAII	@NA	
MAILKEY (	3MAKY	@NA	
MAIN STR	MSBK	@NA	
MAIN STR	MAIN	@NA	
MAIN STR	3MSTI	@NA	
MAINE & M	MAM	@NA	
MAINE YA	3010B	@NA	
MAINSOUI	MSFG	@NA	
MAIR HOL	MAIR	@NA	
MAJESCO	COOL	@NA	
MAJESTIC	9854B		16
MAJOR AU	3MAJR	@NA	
MAKEMUS	MMUS	@NA	
MAKITA C	MKTAY		7
MALAYSIA	MF	@NA	
MAMMA.C	MAMA	@NA	
MAMMATE	3MAMM	@NA	
MAN SANC	3MSHI	@NA	
MANAGED	MHY	@NA	
MANAGED	HYF	@NA	
MANAGED	MMU	@NA	
MANAGEM	TMNG	@NA	
MANATRC	MANA	@NA	
MANCHES	MANC	@NA	
MANDALA	MBG	@NA	
MANGOSC	3MGOF	@NA	
MANHATT	MANH	@NA	
MANHATT	3MHTT	@NA	
MANHATT	3MHTX	@NA	
MANITOW	MTW		15
MANNATE	MTEX	@NA	
MANNING	GMAI	@NA	
MANNKINI	MNKD	@NA	
MANOR C	HCR		11
MANPOWI	MAN		12
MANTECH	MANT	@NA	
MANUGIST	MANU	@NA	
MANULIFE	MFC		6
MAPICS IN	MAPX	@NA	
MAPINFO	MAPS	@NA	
MARATHC	MRO		10
MARCHEX	MCHX	@NA	
MARCONI	MRCIY	@NA	
MARCUS (	MCS	@NA	
MARGO C	MRGO	@NA	
MARINA C	3MRNAE	@NA	

MARINE P	MARPS	@NA	
MARINE P	MPX	@NA	
MARINEM/	HZO	@NA	
MARINER	0293B	@NA	
MARISA C	MRSA	@NA	
MARITRAI	TUG	@NA	
MARKEL C	MKL		12
MARKET 2	MKH	@NA	
MARKET C	3MKTE	@NA	
MARKET H	DUK3	@NA	
MARKETA	MKTX	@NA	
MARKETIN	MKSP	@NA	
MARKWES	MWE		16
MARKWES	MWP	@NA	
MARLIN BI	MRLN	@NA	
MARLTON	MTY	@NA	
MARNETIC	MXBTF	@NA	
MARRIOT	MAR		10
MARSH &	MMC		11
MARSH SU	MARSB		17
MARSHAL	MI		8
MARSHAL	MSHL	@NA	
MARTEK E	MATK	@NA	
MARTEN T	MRTN	@NA	
MARTHA S	MSO	@NA	
MARTIN M	MLM		10
MARTIN M	MMLP	@NA	
MARVEL E	MVL	@NA	
MARVELL	MRVL	@NA	
MARX TO\	3MRXTE	@NA	
MASCO C(	MAS		10
MASISA S	MYS	@NA	
MASONITE	MHM	@NA	
MASS HE/	MHE	@NA	
MASS ME(	3MMGW	@NA	
MASSBAN	MASB	@NA	
MASSEY E	MEE		14
MASSMUT	MCI	@NA	
MASSMUT	MPV	@NA	
MASTEC II	MTZ	@NA	
MATAV-C/	MATV	@NA	
MATERIAL	MSC	@NA	
MATERIAL	3MTNA	@NA	
MATRIA H	MATR		16
MATRITEC	MZT	@NA	
MATRIX B/	MTXC	@NA	
MATRIX SI	MTRX	@NA	
MATRIXON	MONE	@NA	
MATRIXX I	MTXX	@NA	
MATSUSH	MC		7
MATTEL IN	MAT		11

MATTHEW	MATW	@NA	
MATTRES	MFRM	@NA	
MATTSON	MTSN	@NA	
MAUI GEN	3MAUG	@NA	
MAUI LAN	MLP	@NA	
MAVERICI	3MVRME	@NA	
MAVERICI	MVK	@NA	
MAX & ER	MAXE	@NA	
MAX RE C	MXRE	@NA	
MAXCO IN	MAXC	@NA	
MAXCOR I	MAXF	@NA	
MAXICARE	3MAXI	@NA	
MAXIM INT	MXIM	@NA	
MAXIM PH	MAXM	@NA	
MAXIMUM	MXDY	@NA	
MAXIMUS	MMS	@NA	
MAXTOR (	MXO	@NA	
MAXUS RE	MRTI	@NA	
MAXUS TE	3MXUSE	@NA	
MAXWELL	MXWL	@NA	
MAXXAM I	MXM	@NA	
MAXXON I	MXON	@NA	
MAXYGEN	MAXY	@NA	
MAY DEPA	MAY		11
MAYFLOW	MFLR	@NA	
MAYNE GI	3MAYNY		14
MAYORS J	MYR	@NA	
MAYS (J.W	MAYS	@NA	
MAYTAG (	MYG		13
MB FINAN	MBFI	@NA	
MB SOFTW	3MBSB	@NA	
MBC HOLI	3MBRWQ	@NA	
MBIA CAP	MZF	@NA	
MBIA INC	MBI		5
MBNA COI	KRB		11
MBT FINAI	MBTF	@NA	
MC SHIPP	MCX	@NA	
MCAFEE II	MFE	@NA	
MCCLATC	MNI		10
MCCORMI	MKC		8
MCCORMI	MSSR	@NA	
MCDATA (	MCDTA	@NA	
MCDERMC	MDR		18
MCDONAL	MCD		8
MCF CORI	MEM	@NA	
MCG CAPI	MCGC	@NA	
MCGRATH	MGRC	@NA	
MCGRAW-	MHP	@NA	
MCI INC	MCIP		16
MCKESSC	MCK		11
MCLEODU	MCLD	@NA	

MCMORAI	MMR	@NA	
MCRAE IN	MRI.A	@NA	
MCSI INC	MCSIQ	@NA	
MDC HOLI	MDC		12
MDC PART	MDCAE	@NA	
MDI INC	MDII	@NA	
MDS INC	MDZ	@NA	
MDSI MOE	MDSI	@NA	
MDU COM	3MDTV	@NA	
MDU RESO	MDU		9
MEADE IN	MEAD	@NA	
MEADOW	MVCO	@NA	
MEADOWI	MIG	@NA	
MEADWES	MWV		11
MEASURE	MSS	@NA	
MECHANIC	MKTY	@NA	
MECHEL S	MTL	@NA	
MED GEN	3MDGN	@NA	
MED-DESI	MEDC	@NA	
MED-EMEI	3MDER	@NA	
MEDALLIC	TAXI	@NA	
MEDAREX	MEDX	@NA	
MEDCATH	MDTH	@NA	
MEDCO HI	MHS		11
MEDCOM	3EMED	@NA	
MEDEX HO	MDX	@NA	
MEDEX IN	0575B		16
MEDIA 100	MDEA	@NA	
MEDIA GE	MEG		13
MEDIA SC	GFX	@NA	
MEDIABAY	MBAY	@NA	
MEDIACOI	MCCC		15
MEDIALIN	MDLK	@NA	
MEDIANEV	9971B		14
MEDIAONI	UMG.PC	@NA	
MEDIAWO	3MEWXE	@NA	
MEDICAL /	MDCI	@NA	
MEDICAL I	3MLSC	@NA	
MEDICAL I	3MMAM	@NA	
MEDICAL I	3MMTV	@NA	
MEDICAL I	3MDNU	@NA	
MEDICAL I	MPW	@NA	
MEDICAL S	MRN	@NA	
MEDICALC	3MDCV	@NA	
MEDICALC	MDLIZ	@NA	
MEDICINE	MDCO	@NA	
MEDICIS F	MRX	@NA	
MEDICOR	3MDCR	@NA	
MEDICORI	MDKI	@NA	
MEDICSIG	3MSHT	@NA	
MEDICURI	MCU	@NA	

MEDIFAST	MED	@NA	
MEDIMMU	MEDI		11
MEDIS TE	MDTL	@NA	
MEDISCIE	3MDSC	@NA	
MEDIWAR	MEDW	@NA	
MEDJET IN	MDJT	@NA	
MEDQUES	0551B	@NA	
MEDQUIS	MEDQ	@NA	
MEDSTRC	3MSRGE	@NA	
MEDTOX S	TOX	@NA	
MEDTRON	MDT		6
MEDWAVE	MDWV	@NA	
MEGA GR	MGIN	@NA	
MEGADAT	3MDTA	@NA	
MEGATEC	MGTC	@NA	
MEGOLA I	3MGOA	@NA	
MELLON F	MEL		7
MEMC ELE	WFR	@NA	
MEMEC IN	MEC	@NA	
MEMORY	MEMY	@NA	
MEMRY C	MRY	@NA	
MENS WE	MW	@NA	
MENTOR (	MNT	@NA	
MENTOR (	MENT	@NA	
MER TELE	MTSL	@NA	
MERA PH	3MRPI	@NA	
MERCANT	MBR	@NA	
MERCANT	MBWM	@NA	
MERCANT	MRBK		7
MERCER I	MIGP	@NA	
MERCER I	MERCS		17
MERCHAN	3MMBI	@NA	
MERCHAN	MBVT	@NA	
MERCHAN	MGP	@NA	
MERCK &	MRK		6
MERCURY	MAX	@NA	
MERCURY	MRCY	@NA	
MERCURY	MCY		8
MERCURY	MERQ	@NA	
MEREDITH	MDP	@NA	
MEREDITH	MPQ	@NA	
MERGE TE	MRGE	@NA	
MERGENC	MRGN	@NA	
MERIDIAN	0355B		27
MERIDIAN	VIVO	@NA	
MERIDIAN	MDG	@NA	
MERIDIAN	TMR	@NA	
MERISANT	MERI	@NA	
MERISEL I	MSEL	@NA	
MERISTAR	MHX		18
MERIT ME	MMSI	@NA	

MERITAGE	MTH		15
MERITAGE	MHG	@NA	
MERIX CO	MERX	@NA	
MERRILL I	MER		7
MERRILL I	HCH	@NA	
MERRILL I	MER1		7
MERRILL I	MERB	@NA	
MERRIMA	MRM	@NA	
MERRITT	3MVNT	@NA	
MERRY LA	MRYP	@NA	
MESA AIR	MESA	@NA	
MESA LAB	MLAB	@NA	
MESA RO	MTR	@NA	
MESABI TI	MSB	@NA	
MESTEK II	MCC	@NA	
MET-PRO	MPR	@NA	
META FIN	CASH	@NA	
META GR	METG	@NA	
METABAS	MBRX	@NA	
METAL MA	MTLM	@NA	
METAL ST	MTSX	@NA	
METALDY	0410B		17
METALICC	MEA	@NA	
METALINK	MTLK	@NA	
METALLIC	MRB	@NA	
METALLIN	3MMGG	@NA	
METALLUI	3MEAL	@NA	
METALS U	MUSA	@NA	
METASOL	MSLV	@NA	
METATEC	META	@NA	
METHANE	MEOH		12
METHODE	METH	@NA	
METLIFE I	MET		8
METRETE	3MTEK	@NA	
METRICOI	MCOMQ	@NA	
METRIS C	MXT		19
METRO G	MGM.2	@NA	
METRO IN	MTXBF	@NA	
METRO OI	INFO	@NA	
METROCC	MCBI	@NA	
METROGA	MGS		27
METROLO	MTLG	@NA	
METROME	3MTRME	@NA	
METROPC	GPU1		12
METROPC	MDF	@NA	
METROPC	9764B		5
METROPC	3MEMG	@NA	
METSO C	MX		13
METTLER-	MTD		11
METWOOI	3MTWD	@NA	
MEXCO EI	MXC	@NA	

MEXICAN	CASA	@NA	
MEXICO E	MXE	@NA	
MEXICO F	MXF	@NA	
MFA MOR	MFA	@NA	
MFB CORI	MFBC	@NA	
MFC BANC	MXBIF	@NA	
MFIC COR	3MFIC	@NA	
MFRI INC	MFRI	@NA	
MFS CHAI	MCR	@NA	
MFS GVT I	MGF	@NA	
MFS INTEI	MIN	@NA	
MFS MULT	MMT	@NA	
MFS MUNI	MFM	@NA	
MFS SPEC	MFV	@NA	
MGE ENEI	MGEE		5
MGI PHAR	MOGN	@NA	
MGIC INVI	MTG		8
MGM MIRA	MGM		14
MGP INGI	MGPI	@NA	
MHI HOSP	MDH	@NA	
MI DEVEL	MIM	@NA	
MIAD SYS	3MIADF	@NA	
MICHAELS	MIK		13
MICHIGAN	MCN1		11
MICREL IN	MCRL	@NA	
MICRO BI	3MBMWE	@NA	
MICRO CC	3MCTI	@NA	
MICRO LIN	MLIN	@NA	
MICRO TH	MTIX	@NA	
MICROCH	MCHP	@NA	
MICROFIE	3MICGE	@NA	
MICROFIN	MFI	@NA	
MICROHEI	3MHLX	@NA	
MICROISL	MII	@NA	
MICROME	3MMTIF	@NA	
MICROMU	MUSE	@NA	
MICRON T	MU		16
MICRONE	NOIZ	@NA	
MICROPA	3MPAD	@NA	
MICROS S	MCRS	@NA	
MICROSEI	MSCC	@NA	
MICROSO	MSFT	@NA	
MICROSTI	MSTR	@NA	
MICROTEI	MTMD	@NA	
MICROTUI	TUNE	@NA	
MICROVIS	MVIS	@NA	
MICROWA	MFCO	@NA	
MICRUS C	COIL	@NA	
MID PENN	MBP	@NA	
MID-AMER	MAA	@NA	
MID-STATI	MDST	@NA	

MID-STAT	MRWY	@NA	
MIDAMER	MEC1	@NA	
MIDAMER	9953B		12
MIDAS INC	MDS	@NA	
MIDCAP S	MDY	@NA	
MIDDLEBU	MBRG	@NA	
MIDDLEBY	MIDD	@NA	
MIDDLESE	MSEX		8
MIDDLETC	3DOLL	@NA	
MIDLAND	MLAN	@NA	
MIDSOUTH	MSL	@NA	
MIDWAY A	MDWYQ	@NA	
MIDWAY C	MWY	@NA	
MIDWEST	MEH	@NA	
MIDWEST	MBHI	@NA	
MIDWEST	OSKY	@NA	
MIGENIX I	3MGIFF	@NA	
MIGRATE	MIGR	@NA	
MIIX GROU	MIIX	@NA	
MIKOHN G	PGIC		18
MIKRON IN	MIKR	@NA	
MIKROS S	3MKRS	@NA	
MILACRON	MZ		18
MILASTAR	3MILAA	@NA	
MILESTON	MS	@NA	
MILITARY	MYRG	@NA	
MILLEA HC	MLEA	@NA	
MILLENNIU	MBVA	@NA	
MILLENNIU	3MBTG	@NA	
MILLENNIU	MCEL	@NA	
MILLENNIU	MLNM	@NA	
MILLER (H	MLHR		11
MILLER IN	MLLS	@NA	
MILLER IN	MLR	@NA	
MILLICOM	MICC		16
MILLIPORE	MIL		11
MILLS COI	MLS	@NA	
MIND CTI	MNDO	@NA	
MINDSPEE	MSPD	@NA	
MINE SAFE	MSA	@NA	
MINEFIND	MFN	@NA	
MINERALS	MTX	@NA	
MINES MA	MGN	@NA	
MINNESOT	MXA	@NA	
MINNESOT	3MNML	@NA	
MINNESOT	MNB	@NA	
MIPS TECH	MIPS	@NA	
MIRACOR	3MRDG	@NA	
MIRAE CO	MRAE	@NA	
MIRAMAR	MNG	@NA	
MIRANT C	MIRKQ	@NA	

MIRAVANT	3MRVT	@NA	
MIRTRONI	3MNTCE	@NA	
MISONIX I	MSON	@NA	
MISSION F	MSSN		18
MISSION V	MSW	@NA	
MISSISSIP	SO4	@NA	
MITCHAM	MIND	@NA	
MITCHELL	MLB	@NA	
MITEK SYS	3MITK	@NA	
MITOKOR	MITO	@NA	
MITSUBISI	MTF		9
MITSUI & (	MITSY		9
MITTAL ST	MT		10
MITY ENTI	MITY	@NA	
MK RESOU	3MKRR	@NA	
MKS INSTI	MKSI	@NA	
ML MACAI	NUT	@NA	
MM COMP	3MMCO	@NA	
MMI PROD	9701B		18
MMO2 PL(	OOM		11
MOBILE M	MINI		14
MOBILE R	3MBRI	@NA	
MOBILE S	MSGI.1	@NA	
MOBILE TI	MBT		15
MOBILITY	MOBE	@NA	
MOBIUS M	MOBI	@NA	
MOCON IN	MOCO	@NA	
MOD PAC	MPAC	@NA	
MODERN	3MODME	@NA	
MODINE M	MOD	@NA	
MODTECH	MODTE	@NA	
MOHAWK	MHK		10
MOHEGAN	9807B		14
MOLDFLO	MFLO	@NA	
MOLECUL	MDCC	@NA	
MOLECUL	MLRI	@NA	
MOLEX IN	MOLX	@NA	
MOLINA H	MOH	@NA	
MOLSON (	TAP		11
MOLSON (	TAP.P	@NA	
MOMENTA	MNTA	@NA	
MONACO	MNC	@NA	
MONARCH	MCRI	@NA	
MONARCH	3MCEM	@NA	
MONARCH	MCBF	@NA	
MONARCH	MAHI	@NA	
MONEY CI	3MCAM	@NA	
MONEYFL	3MFLW	@NA	
MONEYGF	MGI		11
MONEYGF	MGI.R	@NA	
MONITRO	0461B		16

MONMOU	MONM	@NA	
MONMOU	MNRTA	@NA	
MONOLITH	MPWR	@NA	
MONOLITH	MOSY	@NA	
MONONG/	AYE1		16
MONRO M	MNRO	@NA	
MONROE	MROE	@NA	
MONSANT	MON		9
MONSTER	MNST	@NA	
MONTERE	3MBYI	@NA	
MONTERE	PSTA	@NA	
MONTGOM	MTS	@NA	
MONTPEL	MRH		11
MOODY'S	MCO	@NA	
MOOG INC	MOG.A		14
MOONEY /	3MNYG	@NA	
MOORE C	MCL.P	@NA	
MOORE H	MHCO	@NA	
MORGAN	MFUN	@NA	
MORGAN	MGHL	@NA	
MORGAN	APF	@NA	
MORGAN	RNE	@NA	
MORGAN	MSF	@NA	
MORGAN	MSD	@NA	
MORGAN	MGB	@NA	
MORGAN	MSY	@NA	
MORGAN	IIF	@NA	
MORGAN	MWD		7
MORGAN	MWR	@NA	
MORGAN	MWG	@NA	
MORGAN	XPITX	@NA	
MORGAN	IIC	@NA	
MORGAN	IQC	@NA	
MORGAN	GVT	@NA	
MORGAN	ICB	@NA	
MORGAN	ICS	@NA	
MORGAN	IMB	@NA	
MORGAN	IIM	@NA	
MORGAN	IMS	@NA	
MORGAN	IMT	@NA	
MORGAN	OIB	@NA	
MORGAN	OIA	@NA	
MORGAN	PIA	@NA	
MORGAN	IQN	@NA	
MORGAN	IQI	@NA	
MORGAN	IQT	@NA	
MORGAN	IQM	@NA	
MORGAN	OIC	@NA	
MORGANS	MRFD	@NA	
MORNING	MORN	@NA	
MORO CO	MRCR	@NA	

MORTGAC	MHL	@NA	
MORTON I	3MGRP	@NA	
MOSAIC C	MOS		14
MOSAIC C	MOS.P	@NA	
MOSCOW	MOCC	@NA	
MOSSIMO	MOSS	@NA	
MOTHERS	MWRK		17
MOTIENT	MNCP	@NA	
MOTIVE IN	MOTV	@NA	
MOTO PH(	MOTOQ	@NA	
MOTORCA	MPAA	@NA	
MOTORCA	MAGI	@NA	
MOTOROL	MOT		11
MOUNTAIN	MDM	@NA	
MOVADO	MOV	@NA	
MOVIE GA	MOVI		16
MOVIE ST	MSI	@NA	
MOVING B	3MBYTF	@NA	
MPHASE T	3XDSL	@NA	
MPM TECH	3MPMLE	@NA	
MPOWER	MPE	@NA	
MPS GROI	MPS	@NA	
MPSI SYS	MPSM	@NA	
MPW INDL	MPWG	@NA	
MQ ASSO(	0552B		17
MRO SOF	MROI	@NA	
MRV COM	MRVC	@NA	
MSC INDU	MSM	@NA	
MSC SOFT	MNSC	@NA	
MSGI SEC	MSGI	@NA	
MSX INTE	9698B		17
MT ULTIM	3MTHCE	@NA	
MTC TECH	MTCT	@NA	
MTI TECHI	MTIC	@NA	
MTM TECH	MTMC	@NA	
MTONE W	MTWI	@NA	
MTR CORI	MTRJY		6
MTR GAMI	MNTG		16
MTS INC	0296B	@NA	
MTS MEDI	MPP	@NA	
MTS SYST	MTSC	@NA	
MUELLER	MUEL	@NA	
MUELLER	MLI	@NA	
MULTI-CO	LABL	@NA	
MULTI-FIN	MFLX	@NA	
MULTI-ME	3MMTS	@NA	
MULTIBAN	MBND	@NA	
MULTIMEI	MGAM	@NA	
MUNI HIGH	MHF	@NA	
MUNI INTE	MUI	@NA	
MUNI N Y	MNE	@NA	

MUNIASSE	MUA	@NA	
MUNICIPA	MAF	@NA	
MUNICIPA	MMA	@NA	
MUNIENH/	MEN	@NA	
MUNIHOLI	MUC	@NA	
MUNIHOLI	MFL	@NA	
MUNIHOLI	MUH	@NA	
MUNIHOLI	MHD	@NA	
MUNIHOLI	MUE	@NA	
MUNIHOLI	MUS	@NA	
MUNIHOLI	MUJ	@NA	
MUNIHOLI	MHN	@NA	
MUNIVEST	MVT	@NA	
MUNIVEST	MVF	@NA	
MUNIYIELI	MZA	@NA	
MUNIYIELI	MYC	@NA	
MUNIYIELI	MCA	@NA	
MUNIYIELI	MYD	@NA	
MUNIYIELI	MYF	@NA	
MUNIYIELI	MFT	@NA	
MUNIYIELI	MYI	@NA	
MUNIYIELI	MYM	@NA	
MUNIYIELI	MIY	@NA	
MUNIYIELI	MYJ	@NA	
MUNIYIELI	MYN	@NA	
MUNIYIELI	MJI	@NA	
MUNIYIELI	MPA	@NA	
MUNIYIELI	MQT	@NA	
MUNIYIELI	MQY	@NA	
MURPHY (	MUR		9
MUTUALF	MFSF	@NA	
MUZAK LL	0297B		19
MVB FINA	MVBF	@NA	
MVC CAPI	MVC	@NA	
MYERS IN	MYE	@NA	
MYKROLIS	MYK	@NA	
MYLAN LA	MYL	@NA	
MYMETICS	3MYMX	@NA	
MYOGEN I	MYOG	@NA	
MYRIAD G	MYGN	@NA	
N B T BAN	NBTB	@NA	
N-VIRO IN	3NVIC	@NA	
NABI BIOP	NABI		17
NABORS I	NBR		9
NACCO IN	NC	@NA	
NAIC GRO	3GRTH	@NA	
NALCO HC	NLC	@NA	
NAM TAI E	NTE	@NA	
NANO-PR(	3NNPP	@NA	
NANOBAC	3NNBP	@NA	
NANOGEN	NGEN	@NA	

NANOMET	NANO	@NA	
NANOPHA	NANX	@NA	
NANOPIEF	3NPCT	@NA	
NANOSYS	NNSY	@NA	
NAPCO SE	NSSC	@NA	
NAPSTER	NAPS	@NA	
NARA BAN	NARAE	@NA	
NASB FIN/	NASB	@NA	
NASDAQ 1	QQQQ	@NA	
NASDAQ S	NDAQ	@NA	
NASH FIN(	NAFC		16
NASHUA C	NSH	@NA	
NASPERS	NPSN	@NA	
NASSDA C	NSDA	@NA	
NASTECH	NSTK	@NA	
NATCO GF	NTG	@NA	
NATHAN'S	NATH	@NA	
NATIONAL	NAHC	@NA	
NATIONAL	NAB		6
NATIONAL	3NAKD	@NA	
NATIONAL	3NBOH	@NA	
NATIONAL	NKSH	@NA	
NATIONAL	FIZ	@NA	
NATIONAL	NCC		8
NATIONAL	3IDCP	@NA	
NATIONAL	NADXE	@NA	
NATIONAL	3NEGI	@NA	
NATIONAL	NFP	@NA	
NATIONAL	NFG		10
NATIONAL	NGG		8
NATIONAL	NHI		15
NATIONAL	NHR	@NA	
NATIONAL	NHC	@NA	
NATIONAL	NHHC	@NA	
NATIONAL	NATI	@NA	
NATIONAL	NATL	@NA	
NATIONAL	3NLPN	@NA	
NATIONAL	NMHC	@NA	
NATIONAL	NOV		10
NATIONAL	NPBC	@NA	
NATIONAL	NPK	@NA	
NATIONAL	3NAPE	@NA	
NATIONAL	NQCI	@NA	
NATIONAL	NVH	@NA	
NATIONAL	NRCI	@NA	
NATIONAL	2381A		8
NATIONAL	3NSCT	@NA	
NATIONAL	NSEC	@NA	
NATIONAL	NSM	@NA	
NATIONAL	3NSTLQ	@NA	
NATIONAL	NTSC	@NA	

NATIONAL	NVI	@NA	
NATIONAL	0547B		16
NATIONAL	NWLIA		7
NATIONAL	0462B		18
NATIONS (	NGF	@NA	
NATIONS (	NGI	@NA	
NATIONWI	3NCCN	@NA	
NATIONWI	NFS		9
NATIONWI	NHP		12
NATIONWI	9801B	@NA	
NATL BAN	NBG	@NA	
NATL MEF	MBLA	@NA	
NATROL II	NTOL	@NA	
NATURAD	3NRDC	@NA	
NATURAL	NAII	@NA	
NATURAL	NGS	@NA	
NATURAL	3NGSY	@NA	
NATURAL	NAX	@NA	
NATURAL	BHIP	@NA	
NATURAL	NRP	@NA	
NATURAL	ICEB	@NA	
NATURE V	NRVN	@NA	
NATURES	NATR	@NA	
NATUREW	3NAWL	@NA	
NATUS ME	BABY	@NA	
NATUZZI	NTZ	@NA	
NAUGATU	NVSL	@NA	
NAUTILUS	NLS	@NA	
NAVARRE	NAVR		15
NAVIDEC	3NVDC	@NA	
NAVIGANT	NCI	@NA	
NAVIGANT	FLYRE	@NA	
NAVIGATC	NAVG	@NA	
NAVISITE	NAVI	@NA	
NAVISTAR	NAV1		15
NAVISTAR	NAV		15
NAVISTAR	NAV.F	@NA	
NAVTECH	3NAVH	@NA	
NAVTEQ C	NVT	@NA	
NB & T FIN	NBTF	@NA	
NB CAPITA	NBD	@NA	
NBC ACQU	0395B		17
NBC CAPI	NBY	@NA	
NBS TECH	NBSFF	@NA	
NBTY INC	NTY		14
NCI BUILD	NCS		14
NCO GRO	NCOG	@NA	
NCR CORI	NCR		12
NCRIC GR	NCRI	@NA	
NCT GROU	3NCTI	@NA	
NDCHEAL	NDC		17

NDS GROI	NNDS	@NA	
NEBRASK.	0298B		17
NEC CORI	NIPNY		11
NEENAH F	0271B		17
NEENAH F	NP		16
NEFF COF	NFFCA		16
NEIGHBOI	NCRX		14
NEIMAN-M	NMG.A		11
NEKTAR T	NKTR	@NA	
NELNET IN	NNI		10
NELSON ('	TNM	@NA	
NEOFORM	NEOF	@NA	
NEOGEN (	NEOG	@NA	
NEOGENC	3NGNM	@NA	
NEOMAGI	NMGC	@NA	
NEOMEDI/	3NEOM	@NA	
NEON SYS	NEON	@NA	
NEOPHAR	NEOL	@NA	
NEOPROB	3NEOP	@NA	
NEORX C(	NERX	@NA	
NEOSE TE	NTEC	@NA	
NEOWARE	NWRE	@NA	
NEPHROS	NEP	@NA	
NEPTUNE	3NPTI	@NA	
NERA AS	NERAY	@NA	
NES RENT	NLEQ		16
NESCO IN	NESCQ	@NA	
NESCO IN	3NESK	@NA	
NESS ENE	3NESS	@NA	
NESS TEC	NSTC	@NA	
NESTLE S	3NSRGY		2
NESTOR I	3NESO	@NA	
NET PERC	NETP	@NA	
NET SERV	NETC		16
NET2PHOI	NTOP	@NA	
NETBANK	NTBK	@NA	
NETCENTI	NCNTQ	@NA	
NETEASE.	NTES	@NA	
NETFLIX I	NFLX	@NA	
NETGEAR	NTGR	@NA	
NETGURU	NGRU	@NA	
NETIQ CO	NTIQ	@NA	
NETLOGIC	NETL	@NA	
NETMANA	NETM	@NA	
NETOPIA I	NTPA	@NA	
NETRATIN	NTRT	@NA	
NETSCOU	NTCT	@NA	
NETSMAR	NTST	@NA	
NETSOL T	NTWK	@NA	
NETWOLV	WOLV	@NA	
NETWORK	NASC	@NA	

NETWORK	NTAP	@NA	
NETWORK	NWKC	@NA	
NETWORK	TNCXQ	@NA	
NETWORK	NENG	@NA	
NETWORK	NWK	@NA	
NETWORK	NPLSQ	@NA	
NETWORK	3NSSI	@NA	
NETWORK	NET.N	@NA	
NEUBERG	NBW	@NA	
NEUBERG	NDD	@NA	
NEUBERG	NOX	@NA	
NEUBERG	NBH	@NA	
NEUBERG	NBO	@NA	
NEUBERG	NRL	@NA	
NEUBERG	NRO	@NA	
NEUBERG	NRI	@NA	
NEUROBI	NTII	@NA	
NEUROCR	NBIX	@NA	
NEUROGE	NRGN	@NA	
NEUROME	NURO	@NA	
NEUSTAR	NSTR	@NA	
NEUTRON	3NTRN	@NA	
NEVADA C	NCEM	@NA	
NEVADA C	UWN	@NA	
NEVADA F	SRP2		16
NEVADA S	3NVSRF	@NA	
NEVSUN F	NSU	@NA	
NEW AME	HYB	@NA	
NEW BRU	NBSC	@NA	
NEW CEN	3NCNC	@NA	
NEW CEN	3NCEY	@NA	
NEW CEN	3NCEH	@NA	
NEW CEN	NEW		14
NEW DRA	NWD	@NA	
NEW ENG	NES3	@NA	
NEW ENG	NEN	@NA	
NEW FRO	NOOF	@NA	
NEW GEN	NGPX	@NA	
NEW GER	GF	@NA	
NEW HAM	NHTB	@NA	
NEW HOR	NEWHE	@NA	
NEW IREL	IRL	@NA	
NEW JERS	NJR	@NA	
NEW PLAN	NXL	@NA	
NEW RIVE	NRPH	@NA	
NEW SKIE	0717B	@NA	
NEW ULM	3NULM	@NA	
NEW VALL	NVAL	@NA	
NEW VISU	3NVEI	@NA	
NEW WOR	3NWBD	@NA	
NEW WOR	0272B	@NA	

NEW WOF	NWRG		19
NEW YOR	NWY	@NA	
NEW YOR	NYB		12
NEW YOR	NYB.PU	@NA	
NEW YOR	NYFM	@NA	
NEW YOR	BBAL	@NA	
NEW YOR	9845B		4
NEW YOR	NTR	@NA	
NEW YOR	3NYRRE	@NA	
NEW YOR	EAS2		10
NEW YOR	NYT		7
NEWALLIA	NAL	@NA	
NEWBRID	NBGC	@NA	
NEWCAST	NCT	@NA	
NEWELL F	NWL		10
NEWFIELD	NFX		13
NEWMARI	3NWMV	@NA	
NEWMARI	NEU		15
NEWMARI	3NMKT	@NA	
NEWMIL B	NMIL	@NA	
NEWMON	NEM		10
NEWPARK	NR		15
NEWPORT	NEWP	@NA	
NEWPOWI	NWPWQ	@NA	
NEWS CO	NCOM	@NA	
NEWS CO	NWS.A		12
NEWTEK E	NKBS	@NA	
NEXEN IN	NXY		12
NEXIQ TE	NEXQQ	@NA	
NEXMED I	NEXM	@NA	
NEXPRISE	NXPS	@NA	
NEXSTAR	NXST		16
NEXT GEN	3NGMC	@NA	
NEXT GEN	NGTHQ	@NA	
NEXTCAR	NXCDQ	@NA	
NEXTEL C	NXTL		13
NEXTEL P	NXTP		16
NEXTERA	NXRA	@NA	
NEXTEST	NEXT	@NA	
NEXTMED	0336B		16
NEXUS TE	3NXUSF	@NA	
NFJ DIVID	NFJ	@NA	
NGAS RES	NGAS	@NA	
NGP CAPI	NGPC	@NA	
NIAGARA	NGCD	@NA	
NIAGARA	NMK1	@NA	
NIC INC	EGOV	@NA	
NICE SYS	NICE	@NA	
NICHOLAS	NICK	@NA	
NICHOLAS	NCV	@NA	
NICHOLAS	NCZ	@NA	

NICHOLAS	NAI	@NA	
NICOR INC	GAS		5
NIDEC CO	NJ		11
NIGHTHAV	3NIHK	@NA	
NII HOLDIN	NIHD	@NA	
NIKE INC	NKE		8
NIKU COR	NIKU	@NA	
NINTENDO	NTDOY		6
NIPPON TI	NTT		6
NISOURCE	NI		11
NISSAN M	NSANY		10
NISSIN CO	NIS		13
NITCHES I	NICH	@NA	
NITROMED	NTMD	@NA	
NL INDUST	NL	@NA	
NMHG HO	0548B		15
NMS COM	NMSS	@NA	
NMT MEDI	NMTI	@NA	
NMXS.COI	3NMXS	@NA	
NN INC	NNBR	@NA	
NO EUROI	NRT	@NA	
NOBEL LE	NLCI	@NA	
NOBILITY	NOBH	@NA	
NOBLE CO	NE		9
NOBLE EN	NBL		11
NOBLE IN	NOBL	@NA	
NOBLE RO	3NROM	@NA	
NOCOPI T	3NNUP	@NA	
NOFIRE TI	3NFTI	@NA	
NOGA ELE	NOGAQ	@NA	
NOKIA CO	NOK		8
NOLAND C	NOLD	@NA	
NOMOS C	NMOS	@NA	
NOMURA I	NMR		10
NON INVA	3NIMU	@NA	
NORAMPA	0383B		13
NORANDA	NRD		12
NORBORD	NBDFF		11
NORCROS	0570B	@NA	
NORDIC A	NAT	@NA	
NORDSON	NDSN	@NA	
NORDSTR	JWN		9
NORFOLK	NSC		11
NORFOLK	NSC1	@NA	
NORMEXS	3NXSIE	@NA	
NORSAT II	3NSATF	@NA	
NORSK HY	NHY		8
NORTECH	NSYS	@NA	
NORTEL IN	NTL	@NA	
NORTEL N	NT.US	@NA	
NORTEL N	NT		17

NORTEM	MTCH	@NA	
NORTH AM	NGA	@NA	
NORTH AM	3NAGM	@NA	
NORTH AM	NATKC	@NA	
NORTH AM	0337B		14
NORTH AM	PAL	@NA	
NORTH AM	NASI	@NA	
NORTH AT	0199B		19
NORTH BA	NBAN	@NA	
NORTH CE	FFFD	@NA	
NORTH FC	NFB		10
NORTH PI	NPSI	@NA	
NORTH PC	NPTE	@NA	
NORTH SH	PGL2	@NA	
NORTH VA	NOVB	@NA	
NORTHEA	NBN	@NA	
NORTHEA	NEIB	@NA	
NORTHEA	0345B	@NA	
NORTHEA	NEPF	@NA	
NORTHEA	NU		10
NORTHER	NBP		10
NORTHER	NBP1		10
NORTHER	NAK	@NA	
NORTHER	3NREB	@NA	
NORTHER	3HSDME	@NA	
NORTHER	GAS1	@NA	
NORTHER	NI1		11
NORTHER	NTO	@NA	
NORTHER	XEL2	@NA	
NORTHER	XEL1		10
NORTHER	NSFC	@NA	
NORTHER	NTI	@NA	
NORTHER	NTRS		6
NORTHFIE	NFLD	@NA	
NORTHGA	NXG	@NA	
NORTHLA	0273B		20
NORTHLA	3NRCNA	@NA	
NORTHRIN	NRIM	@NA	
NORTHRC	NOC		11
NORTHST	NRF	@NA	
NORTHWA	NWFI	@NA	
NORTHWE	NWAC		17
NORTHWE	NWSB	@NA	
NORTHWE	3NWBT	@NA	
NORTHWE	NWN		7
NORTHWE	NWPX	@NA	
NORTHWE	WMB2		16
NORTHWE	NWEC		15
NORTHWE	9745B		2
NORWOOI	NWFL	@NA	
NOTIFY TE	3NTFY	@NA	

NOVA BIO	3NVBG	@NA	
NOVA CHE	NCX		13
NOVA ME/	NVMI	@NA	
NOVA NAT	3NVNUE	@NA	
NOVACEP	NVCT	@NA	
NOVADEL	NVD	@NA	
NOVAGOL	NG	@NA	
NOVAMED	NOVA	@NA	
NOVAMER	TONS	@NA	
NOVARTIS	NVS		2
NOVASTA	NFI	@NA	
NOVATEL	NGPS	@NA	
NOVATEL	NVTL	@NA	
NOVAVAX	NVAX	@NA	
NOVEL DE	NVLD	@NA	
NOVELIS I	NVL		15
NOVELL IN	NOVL	@NA	
NOVELLUS	NVLS	@NA	
NOVEN PH	NOVN	@NA	
NOVEON I	NOV.1	@NA	
NOVO NE	3NVNW	@NA	
NOVO-NO	NVO		9
NOVOGEN	NVGN	@NA	
NOVOSTE	NOVT	@NA	
NPS PHAR	NPSP	@NA	
NQL DRILL	3NQDRF	@NA	
NQL INC	NQLIQ	@NA	
NRG ENER	NRG		16
NRG INC	3NRGD	@NA	
NS GROUI	NSS	@NA	
NS8 CORP	3NSEO	@NA	
NSTAR	NST		8
NSTOR TE	NSO	@NA	
NT HOLDII	3NTHH	@NA	
NTELOS IN	3NTLOQ	@NA	
NTL INC	NTLI		16
NTN COMI	NTN	@NA	
NTT DOCC	DCM		6
NU HORIZ	NUHC	@NA	
NU SKIN E	NUS	@NA	
NUANCE (	NUAN	@NA	
NUCENTR	NCNXQ	@NA	
NUCLEAR	3NSOLE	@NA	
NUCO2 IN	NUCO	@NA	
NUCOR C(	NUE		7
NUMATICS	0274B	@NA	
NUMEREX	NMRX	@NA	
NUR MACI	NURMC	@NA	
NUTRA PH	3NPHC	@NA	
NUTRACE	NUTR	@NA	
NUTRI SYS	NSI	@NA	

NUTRITIO	NXXI	@NA
NUTRITIO	NMSCA	@NA
NUTRITIO	9448B	@NA
NUVASIVE	NUVA	@NA
NUVEEN A	NFZ	@NA
NUVEEN A	NAZ	@NA
NUVEEN A	NXE	@NA
NUVEEN A	NKR	@NA
NUVEEN C	NVX	@NA
NUVEEN C	NZH	@NA
NUVEEN C	NAC	@NA
NUVEEN C	NQC	@NA
NUVEEN C	NCO	@NA
NUVEEN C	NCU	@NA
NUVEEN C	NUC	@NA
NUVEEN C	NXC	@NA
NUVEEN C	NVC	@NA
NUVEEN C	NCA	@NA
NUVEEN C	NCP	@NA
NUVEEN C	NTC	@NA
NUVEEN C	NGO	@NA
NUVEEN C	NFC	@NA
NUVEEN C	NGK	@NA
NUVEEN D	NXZ	@NA
NUVEEN D	NZF	@NA
NUVEEN D	JDD	@NA
NUVEEN D	NAD	@NA
NUVEEN E	JPZ	@NA
NUVEEN E	JSN	@NA
NUVEEN F	NUF	@NA
NUVEEN F	NQF	@NA
NUVEEN F	JRO	@NA
NUVEEN F	JFR	@NA
NUVEEN C	NKG	@NA
NUVEEN C	NZX	@NA
NUVEEN C	NPG	@NA
NUVEEN I	NKX	@NA
NUVEEN I	NWF	@NA
NUVEEN I	NGX	@NA
NUVEEN I	NRK	@NA
NUVEEN I	NKL	@NA
NUVEEN I	NCL	@NA
NUVEEN I	NPC	@NA
NUVEEN I	NVG	@NA
NUVEEN I	NFL	@NA
NUVEEN I	NIO	@NA
NUVEEN I	NNF	@NA
NUVEEN I	NKO	@NA
NUVEEN I	NPX	@NA
NUVEEN I	NQI	@NA
NUVEEN I	JNC	@NA

NUVEEN I	NQM	@NA
NUVEEN N	NMB	@NA
NUVEEN N	NMT	@NA
NUVEEN N	NWI	@NA
NUVEEN N	NZR	@NA
NUVEEN N	NFM	@NA
NUVEEN N	NMY	@NA
NUVEEN N	NZW	@NA
NUVEEN N	NMP	@NA
NUVEEN N	NUM	@NA
NUVEEN N	NOM	@NA
NUVEEN N	NMA	@NA
NUVEEN N	NMZ	@NA
NUVEEN N	NMO	@NA
NUVEEN N	NUV	@NA
NUVEEN N	NMI	@NA
NUVEEN N	NNO	@NA
NUVEEN N	NNC	@NA
NUVEEN N	NQJ	@NA
NUVEEN N	NNJ	@NA
NUVEEN N	NNY	@NA
NUVEEN N	NNP	@NA
NUVEEN N	NVN	@NA
NUVEEN N	NII	@NA
NUVEEN N	NRB	@NA
NUVEEN N	NXJ	@NA
NUVEEN N	NUJ	@NA
NUVEEN N	NXK	@NA
NUVEEN N	NAN	@NA
NUVEEN N	NQN	@NA
NUVEEN N	NUN	@NA
NUVEEN N	NXN	@NA
NUVEEN C	NBJ	@NA
NUVEEN C	NXI	@NA
NUVEEN C	NVJ	@NA
NUVEEN C	NUO	@NA
NUVEEN F	NXM	@NA
NUVEEN F	NVY	@NA
NUVEEN F	NQP	@NA
NUVEEN F	NPY	@NA
NUVEEN F	NPP	@NA
NUVEEN F	JPC	@NA
NUVEEN F	JQC	@NA
NUVEEN F	NPM	@NA
NUVEEN F	NPT	@NA
NUVEEN F	NPI	@NA
NUVEEN F	NIF	@NA
NUVEEN F	NPF	@NA
NUVEEN C	NQU	@NA
NUVEEN C	JPS	@NA
NUVEEN C	JHP	@NA

NUVEEN (	JTP	@NA	
NUVEEN F	JRS	@NA	
NUVEEN S	NIM	@NA	
NUVEEN S	NQS	@NA	
NUVEEN S	NXP	@NA	
NUVEEN S	NXQ	@NA	
NUVEEN S	NXR	@NA	
NUVEEN S	NSL	@NA	
NUVEEN T	NEA	@NA	
NUVEEN T	JTA	@NA	
NUVEEN T	JFP	@NA	
NUVEEN T	NTX	@NA	
NUVEEN \	NNB	@NA	
NUVEEN \	NGB	@NA	
NUVEEN \	NPV	@NA	
NUVELO II	NUVO	@NA	
NUVIM INC	NUVM	@NA	
NUWAVE T	3NUWV	@NA	
NUWAY M	NMED	@NA	
NVE CORP	NVEC	@NA	
NVIDIA CC	NVDA		16
NVR INC	NVR		13
NWH INC	NWIR	@NA	
NX NETW(	NXWXQ	@NA	
NYER MEI	NYER	@NA	
NYFIX INC	NYFXE	@NA	
NYMAGIC	NYM	@NA	
NYMOX PH	NYMX	@NA	
O & Y PRC	9887B	@NA	
O C G TEC	3OCGT	@NA	
O I CORP	OICO	@NA	
O'CHARLE	CHUX		15
O'REILLY /	ORLY	@NA	
O2DIESEL	OTD	@NA	
O2MICRO	OIIM	@NA	
OAK HILL	OAKF	@NA	
OAK STRE	OAKS	@NA	
OAKLEY IN	OO	@NA	
OAKRIDGE	3OAKR	@NA	
OAKWOOI	OKWHQ	@NA	
OAO TATN	TNT		18
OASIS SEI	OASI	@NA	
OBJECTS(	OSFT	@NA	
OBN HOLI	3OBNH	@NA	
OBSIDIAN	3OBDE	@NA	
OCA INC	OCA	@NA	
OCCAM NI	3OCCM	@NA	
OCCIDENT	OXY		10
OCCULOG	RHEO	@NA	
OCCUPAT	3OHRI	@NA	
OCE NV -/	OCENY	@NA	

OCEAN BI	OBCI	@NA	
OCEAN SH	OSHC	@NA	
OCEAN W	3OWHC	@NA	
OCEANEE	OII	@NA	
OCEANFIF	OCFC	@NA	
OCEANIC	3OCEX	@NA	
OCTEL CC	OTL		14
OCWEN FI	OCN		18
ODIMO IN	ODMO	@NA	
ODYSSEY	ODSY	@NA	
ODYSSEY	OMR	@NA	
ODYSSEY	OPIX	@NA	
ODYSSEY	ORH		12
OFFICE DI	ODP		12
OFFICEMA	OMX		14
OFFSHOR	OLG		14
OFFSHOR	3OFSYF	@NA	
OGE ENEI	OGE		10
OGLEBAY	3OGBY	@NA	
OGLETHO	5685B		8
OHIO ART	OART	@NA	
OHIO CAS	OCAS		14
OHIO EDIS	FE1		12
OHIO LEG	OLCB	@NA	
OHIO POW	AEP5	@NA	
OHIO VALI	OVBC	@NA	
OIL DRI C	ODC	@NA	
OIL SERVI	OIH	@NA	
OIL STATE	OIS	@NA	
OILGEAR	OLGR	@NA	
OKLAHOM	OGE1		10
OLD DOMI	9840B		8
OLD DOMI	ODFL	@NA	
OLD LINE	OLBK	@NA	
OLD NATI	ONB		11
OLD POIN	OPOF	@NA	
OLD REPU	ORI		7
OLD SECC	OSBC	@NA	
OLICOM A	OLCMF	@NA	
OLIN COR	OLN		12
OLYMPIC	3OLYD	@NA	
OLYMPIC	ZEUS	@NA	
OM GROU	OMG		16
OMEGA C	0275B	@NA	
OMEGA FI	OMEF	@NA	
OMEGA HI	OHI		15
OMEGA PI	OME	@NA	
OMEGA VI	3OMGV	@NA	
OMEGA VI	0358B	@NA	
OMI CORP	OMM		14
OMNI ENE	OMNI	@NA	

OMNI USA	3OUSA	@NA	
OMNICARI	OCR		12
OMNICELL	OMCL	@NA	
OMNICOM	OMC		9
OMNISKY	OMNY	@NA	
OMNIVISIC	OVTI	@NA	
OMNOVA :	OMN		17
OMTOOL I	OMTL	@NA	
ON ASSIG	ASGN	@NA	
ON SEMIC	ONNN		17
ON THE G	3OGHC	@NA	
ON TRACK	OTIV	@NA	
ON2 TECH	ONT	@NA	
ONCOLYT	ONCY	@NA	
ONCOR EI	TXU3		11
ONE LIBEI	OLP	@NA	
ONE LINK	3OLKT	@NA	
ONE PRIC	ONPRQ	@NA	
ONE VOIC	3ONEV	@NA	
ONECAP	3ONEA	@NA	
ONEIDA FI	ONFC	@NA	
ONEIDA L	3ONEI	@NA	
ONEOK IN	OKE		10
ONLINE P	OPWR	@NA	
ONLINE PI	3OLPC	@NA	
ONLINE RI	ORCC	@NA	
ONSPAN N	3ONSP	@NA	
ONSTREA	ONSM	@NA	
ONTRO IN	ONTR	@NA	
ONVIA INC	ONVI	@NA	
ONYX PHA	ONXX	@NA	
ONYX SOF	ONXS	@NA	
OPEN SOL	OPEN	@NA	
OPEN TEX	OTEX	@NA	
OPENTV C	OPTV	@NA	
OPENWAV	OPWV	@NA	
OPHTHALI	3OISI	@NA	
OPINION F	ORCI	@NA	
OPLINK C	OPLK	@NA	
OPNET TE	OPNT	@NA	
OPPENHE	OPY	@NA	
OPPENHE	OMS	@NA	
OPSWARE	OPSW	@NA	
OPT-SCIEI	OPST	@NA	
OPTELEC	OPTC	@NA	
OPTI INC	3OPTI	@NA	
OPTIBASE	OBAS	@NA	
OPTICAL (	OCCF	@NA	
OPTICAL (	OCPI	@NA	
OPTICAL S	3OPTL	@NA	
OPTICARE	OPT	@NA	

OPTICON	OPMI	@NA	
OPTIMAL (	OPMR	@NA	
OPTIMUMI	OPHC	@NA	
OPTIO SO	3OPTO	@NA	
OPTION C	OPTN	@NA	
OPTIONS>	OXPS	@NA	
ORACLE C	ORCL		9
ORAGENI(	ONI	@NA	
ORALABS	OLAB	@NA	
ORANGE &	ED2	@NA	
ORANGE 2	ORNG	@NA	
ORASURE	OSUR	@NA	
ORBIT E-C	3OECI	@NA	
ORBIT INT	ORBT	@NA	
ORBIT/FR	3ORFR	@NA	
ORBITAL (	3OBTLY	@NA	
ORBITAL S	ORB		15
ORBOTEC	ORBK	@NA	
ORCHID B	ORCH	@NA	
ORCKIT C	ORCT	@NA	
OREGON S	OS		17
ORETECH	ORTE	@NA	
OREZONE	OZN	@NA	
ORGANITE	ORGT	@NA	
ORGANOC	3ORGG	@NA	
ORIENT-E	OEH	@NA	
ORIENTAL	OFG	@NA	
ORIGEN F	ORGN	@NA	
ORION HE	ONH	@NA	
ORIX COR	IX		10
ORLEANS	OHB	@NA	
ORMAT TE	ORA	@NA	
ORPHAN M	ORPH	@NA	
ORRSTOW	3ORRF	@NA	
ORTEC IN	3ORTN	@NA	
ORTHODC	3OTIX	@NA	
ORTHOFIX	OFIX		15
ORTHOLO	OLGC	@NA	
ORTHOME	3OMRX	@NA	
ORTHOVIT	VITA	@NA	
ORYX TEC	3ORYX	@NA	
OSCIENT I	OSCI	@NA	
OSE USA I	3OSEE	@NA	
OSHKOSH	GOSHA	@NA	
OSHKOSH	OSK	@NA	
OSI PHAR	OSIP	@NA	
OSI SYSTE	OSIS	@NA	
OSTEOTE	OSTE	@NA	
OTELCO II	OTT	@NA	
OTTER TA	OTTR		10
OURPETS	3OPCO	@NA	

OUT-TAKE	OUTT	@NA	
OUTBACK	OSI	@NA	
OUTDOOF	OUTD	@NA	
OUTLOOK	OUTL	@NA	
OVERHILL	OFI	@NA	
OVERLAN	OVRL	@NA	
OVERNITE	OVNT		11
OVERSEA	OSG		13
OVERSTO	OSTK	@NA	
OWENS &	OMI		13
OWENS C	3OWENQ	@NA	
OWENS-IL	OI		15
OWNERTE	OTEL	@NA	
OXFORD I	OXM		15
OXIGENE	OXGN	@NA	
OXIS INTE	3OXIS	@NA	
OYO GEO	OYOG	@NA	
P & F INDU	PFIN	@NA	
P F CHAN	PFCB	@NA	
P-COM IN	3PCMC	@NA	
P.A.M. TR	PTSI	@NA	
PAB BANK	PAB	@NA	
PAC-WES	PACW	@NA	
PACCAR F	PCAR1	@NA	
PACCAR I	PCAR		6
PACCAR I	PCAR.F	@NA	
PACE HEA	3PCES	@NA	
PACE MEI	3PMDLE	@NA	
PACEL CC	3PCLL	@NA	
PACER HE	3PHLH	@NA	
PACER IN	PACR		15
PACHOLD	PHF	@NA	
PACIFIC A	PAI	@NA	
PACIFIC B	3PBME	@NA	
PACIFIC C	PCBC	@NA	
PACIFIC C	PAM	@NA	
PACIFIC C	PCBK	@NA	
PACIFIC E	PPX		14
PACIFIC E	SRE1	@NA	
PACIFIC G	PCG1	@NA	
PACIFIC I	PCNTF	@NA	
PACIFIC L	9762B		5
PACIFIC M	3PMIC	@NA	
PACIFIC M	PMBC	@NA	
PACIFIC P	PPBI	@NA	
PACIFIC R	PMU	@NA	
PACIFIC S	PSUN	@NA	
PACIFICA	3PFEH	@NA	
PACIFICA	PHS		12
PACIFICHI	3PHLI	@NA	
PACIFICNI	PACT	@NA	

PACIFICO	9989B		9
PACKAGIN	PKG		11
PACKAGIN	PKDY	@NA	
PACKETEI	PKTR	@NA	
PACKETP(	3PKPT	@NA	
PACTIV C(	PTV		11
PAID INC	3PAYD	@NA	
PAIN THEI	PTIE	@NA	
PAINCARE	PRZ	@NA	
PALATIN T	PTN	@NA	
PALIGENT	3PGNT	@NA	
PALL COR	PLL		9
PALM HAF	PHHM	@NA	
PALMETT(	PTTTS	@NA	
PALMONE	PLMO	@NA	
PALMSOU	PSRC	@NA	
PALOMAR	PMTI	@NA	
PAMRAPC	PBCI	@NA	
PAN AMEF	PAAS	@NA	
PAN PAC I	PNP		11
PAN-OCE/	PNYBF	@NA	
PANACO I	PNOIQ	@NA	
PANAMER	PNB	@NA	
PANAMSA	PA	@NA	
PANAVISI(	3PVIS		19
PANERA E	PNRA	@NA	
PANHAND	PEL1		11
PANHAND	PHX	@NA	
PANTRY II	PTRY		16
PAO DE A(	CBD	@NA	
PAPA JOH	PZZA	@NA	
PAPER W/	PWHSQ	@NA	
PAPERCLI	3PCLP	@NA	
PAR PHAF	PRX	@NA	
PAR TECH	PTC	@NA	
PARADIGN	3PMED	@NA	
PARADISE	3PARF	@NA	
PARADYN	PDYN	@NA	
PARAGON	3PGNF	@NA	
PARAGON	PRG	@NA	
PARAGON	PTG	@NA	
PARALLEL	PLLL	@NA	
PARAMET	PMTC	@NA	
PAREXEL	PRXL	@NA	
PARK BAN	PFED	@NA	
PARK CIT\	3PKCY	@NA	
PARK ELE	PKE	@NA	
PARK NAT	PRK	@NA	
PARK OHI	PKOH	@NA	
PARKE BA	PKBK	@NA	
PARKER D	PKD		17

PARKER-H	PH		8
PARKERV	PRKR	@NA	
PARKVALI	PVSA	@NA	
PARKWAY	PKY	@NA	
PARLAY E	PRYNF	@NA	
PARLEX C	PRLX	@NA	
PARLUX F	PARL	@NA	
PARTNER	PTNR		13
PARTNER	PRE		8
PARTNER	PRTR	@NA	
PARTY CI	PCTY	@NA	
PASW INC	3PASW	@NA	
PATH 1 NE	PNO	@NA	
PATHFIND	PBHC	@NA	
PATHMAR	PTMK		17
PATIENT I	3PATY	@NA	
PATIENT S	PST	@NA	
PATINA OI	POG	@NA	
PATRICK I	PATK	@NA	
PATRIOT I	PNBK	@NA	
PATRIOT S	3PTSC	@NA	
PATRIOT T	PATR	@NA	
PATTERS(	PDCO	@NA	
PATTERS(	PTEN	@NA	
PAULA FIN	PFCO	@NA	
PAULSON	PLCC	@NA	
PAV REPL	RSBQ	@NA	
PAVING S	PVNG	@NA	
PAXAR CC	PXR	@NA	
PAXSON (	PAX		19
PAY-O-MA	PAYO	@NA	
PAYCHEX	PAYX	@NA	
PAYLESS	PSS		15
PAYMENT	3PYDS	@NA	
PC CONNE	PCCC	@NA	
PC MALL I	MALL	@NA	
PCA INTEI	0431B	@NA	
PCCW LTI	PCW	@NA	
PCD INC	PCDIQ	@NA	
PCTEL INC	PCTI	@NA	
PDF SOLU	PDFS	@NA	
PDG ENVI	3PDGE	@NA	
PDI INC	PDII	@NA	
PDV AMEI	0276B	@NA	
PDVSA FIN	0210B	@NA	
PEABODY	BTU		14
PEACE AR	PAE	@NA	
PEAK ENT	3PKEHE	@NA	
PEAK INTE	PEAK	@NA	
PEAPACK-	PGC	@NA	
PEARSON	PSO		10

PEC SOLU	PECS	@NA	
PECHINEY	PEHYY	@NA	
PECO ENE	EXC1		9
PECO II IN	PIII	@NA	
PEDIATRIC	PSAI	@NA	
PEDIATRIX	PDX	@NA	
PEEBLES	6651A	@NA	
PEERLESS	PMFG	@NA	
PEERLESS	PRLS	@NA	
PEET'S CO	PEET	@NA	
PEGASUS	3YYCRC	@NA	
PEGASUS	PGTVE	@NA	
PEGASUS	PEGS	@NA	
PEGASYS	PEGA	@NA	
PELICAN F	PFI	@NA	
PEMCO A\	PAGI	@NA	
PEMSTAR	PMTR	@NA	
PENFORD	PENX	@NA	
PENGROV	PGH	@NA	
PENHALL	0343B		17
PENINSUL	0277B		17
PENINSUL	PPRX	@NA	
PENN ENC	PNN		17
PENN NAT	PENN		15
PENN OCT	POCC	@NA	
PENN TRA	PNFTQ	@NA	
PENN TRE	PTA		21
PENN VIR	PVA	@NA	
PENN VIR	PVR	@NA	
PENNEXX	PNNX	@NA	
PENNEY (.	JCP		13
PENNEY (.	JCP1		13
PENNFED	PFSB	@NA	
PENNICHU	PNNW	@NA	
PENNROC	PRFS	@NA	
PENNS W	PWOD	@NA	
PENNSYL\	COBH	@NA	
PENNSYL\	GPU2		12
PENNSYL\	FE2		12
PENNSYL\	PEI	@NA	
PENTACO	PTACQ	@NA	
PENTAIR I	PNR		11
PENTON M	3PTON		20
PENWEST	PPCO	@NA	
PEOPLE'S	PBCT		11
PEOPLES	PFDC	@NA	
PEOPLES	PEBO	@NA	
PEOPLES	PEBK	@NA	
PEOPLES	PBTC	@NA	
PEOPLES	PCBI	@NA	
PEOPLES	PGL		9

PEOPLES	PFBX	@NA	
PEOPLES	PGL3		9
PEOPLES-	PSFC	@NA	
PEOPLESI	PSPT	@NA	
PEP BOYS	PBY		15
PEPCO HC	POM		10
PEPSI BO	PBG		8
PEPSIAME	PAS		8
PEPSICO I	PEP		7
PER-SE TE	PSTI		16
PERCEPTI	PRCP	@NA	
PERDIGAC	PDA	@NA	
PEREGRIN	PPHM	@NA	
PEREGRIN	PRGN	@NA	
PERFECTI	3PERF	@NA	
PERFICIEI	PRFT	@NA	
PERFORM	PFGC	@NA	
PERFORM	PTIX	@NA	
PERICOM	PSEM	@NA	
PERINI CC	PCR	@NA	
PERKINEL	PKI		13
PERMA-FI	PESI	@NA	
PERMIAN	PBT	@NA	
PEROT SY	PER	@NA	
PERPETU	3PFOH	@NA	
PERRIGO	PRGO	@NA	
PERRY-JU	9843B	@NA	
PERU COI	CUP	@NA	
PERVASIV	PVSW	@NA	
PETAQUIL	3PTQMF	@NA	
PETCO AN	PETC		14
PETER KIE	0404B	@NA	
PETMED E	PETS	@NA	
PETRIE ST	3PSTLS	@NA	
PETRO ST	2175B		17
PETRO-CA	PCZ		11
PETROBR	PBR	@NA	
PETROBR	PZE	@NA	
PETROCH	PTR	@NA	
PETROFU	PTF	@NA	
PETROGE	3PTGC	@NA	
PETROHA	HAWK	@NA	
PETROKA	PKZ		16
PETROL IN	3PTLD	@NA	
PETROLEI	PEO	@NA	
PETROLEI	PETD	@NA	
PETROLEI	PGS	@NA	
PETROLEI	PHELK		15
PETROMIN	PTRO	@NA	
PETROQU	PQUE		19
PETSMAR	PETM		15

PFEIFFER	PV	@NA	
PFF BANC	PFB	@NA	
PFIZER IN	PFE		2
PFS BANC	PBNC	@NA	
PFSWEB I	PFSW	@NA	
PG&E COI	PCG	@NA	
PG&E GAS	PCG3		9
PG&E NAT	PCG2	@NA	
PGI INC	PGAI	@NA	
PHAGE GE	3PHGG	@NA	
PHARMAC	3PHFR	@NA	
PHARMAC	PPH	@NA	
PHARMAC	PPDI	@NA	
PHARMAC	PCOP	@NA	
PHARMAC	PCYC	@NA	
PHARMAN	3PHAR	@NA	
PHARMIOI	PHRM	@NA	
PHARMOS	PARS	@NA	
PHARSIGH	3PHST	@NA	
PHASE FC	PFWD	@NA	
PHASE III	3PHSM	@NA	
PHAZAR C	ANTP	@NA	
PHC INC/N	3PIHC	@NA	
PHELPS D	PD		11
PHH CORI	PHH		11
PHILADEL	PHLY	@NA	
PHILIP MC	MO.F	@NA	
PHILIPP B	0278B		18
PHILIPPIN	PHI	@NA	
PHILIPS IN	PHIR	@NA	
PHILLIPS-'	PVH		14
PHOENIX	0279B		17
PHOENIX	PNX		11
PHOENIX	PXG	@NA	
PHOENIX	PGLD	@NA	
PHOENIX	PTEC	@NA	
PHONE 1C	3PHGW	@NA	
PHOTOME	PHMD	@NA	
PHOTON I	PHTN	@NA	
PHOTONIC	3PHOX	@NA	
PHOTONIC	3PHPG	@NA	
PHOTOWC	3FOTO	@NA	
PHOTRON	PLAB		15
PHYSIOMI	PHYX	@NA	
PHYTOME	3PYTO	@NA	
PICCADILI	PICZQ	@NA	
PICK UPS	3PUPS	@NA	
PICO HOL	PICO	@NA	
PIEDMON	PNY		8
PIER 1 IMI	PIR		12
PIERRE F(	0602B		16

PILGRIMS	PPC		14
PILLOWTE	PWTXQ	@NA	
PIMCO CA	PCQ	@NA	
PIMCO CA	PZC	@NA	
PIMCO CA	PCK	@NA	
PIMCO CC	PCM	@NA	
PIMCO CC	PCN	@NA	
PIMCO CC	PTY	@NA	
PIMCO FL	PFL	@NA	
PIMCO FL	PFN	@NA	
PIMCO HI	PHK	@NA	
PIMCO MU	PMX	@NA	
PIMCO MU	PMF	@NA	
PIMCO MU	PML	@NA	
PIMCO NY	PNI	@NA	
PIMCO NY	PYN	@NA	
PIMCO NY	PNF	@NA	
PIMCO ST	RCS	@NA	
PINGCHU/	3PGCN	@NA	
PINNACLE	PNCL	@NA	
PINNACLE	PLE	@NA	
PINNACLE	PNS	@NA	
PINNACLE	PNK		16
PINNACLE	PNFP	@NA	
PINNACLE	PCLE	@NA	
PINNACLE	PNW		11
PIONEER	PIO		11
PIONEER	PONR	@NA	
PIONEER	PDC	@NA	
PIONEER	PHD	@NA	
PIONEER	PHT	@NA	
PIONEER	MUO	@NA	
PIONEER	MAV	@NA	
PIONEER	MHI	@NA	
PIONEER	PXD.P	@NA	
PIONEER	PXD		12
PIONEER	PRRR	@NA	
PIONEER	PBF	@NA	
PIPER JAF	PJC	@NA	
PISMO CC	2638B	@NA	
PITNEY BO	PBI1	@NA	
PITNEY BO	PBI		7
PITTSBUR	PW	@NA	
PIXAR	PIXR	@NA	
PIXELWOF	PXLW	@NA	
PIZZA INN	PZZI	@NA	
PLACER D	PDG		10
PLACER S	PLSB	@NA	
PLAINS AL	PAA		12
PLAINS EX	PXP		14
PLAINTRE	3LANPF	@NA	

PLANAR S	PLNR	@NA	
PLANET H	PHWDQ	@NA	
PLANET T	3PLNT	@NA	
PLANETOI	LGBT	@NA	
PLANGRA	PGRA	@NA	
PLANTROI	PLT	@NA	
PLASTIC S	3PSUG	@NA	
PLASTIPA	0280B		15
PLATINUM	PTP	@NA	
PLATO LE.	TUTR	@NA	
PLAY BY F	3PBYPQ	@NA	
PLAYBOY	PLA	@NA	
PLAYTEX	PYX		17
PLC SYST	PLC	@NA	
PLEXUS C	PLXS	@NA	
PLIANT C(	0281B		17
PLIANT SY	PLNS	@NA	
PLM EQUI	GFYPZ	@NA	
PLM EQUI	GFWPZ	@NA	
PLM EQUI	GFXPZ	@NA	
PLUG POV	PLUG	@NA	
PLUM CRE	PCL		12
PLUMTRE	PLUM	@NA	
PLX TECH	PLXT	@NA	
PLYMOUT	PLRBA	@NA	
PMA CAPI	PMACA		17
PMC COM	PCC	@NA	
PMC-SIER	PMCS	@NA	
PMI GROU	PMI		8
PNC FINAI	PNC		9
PNM RES(	PNM		11
PNY TECH	PNYT	@NA	
POCAHON	PFSL	@NA	
POGO PR(	PPP		13
POINDEXT	9101B		17
POINT THI	POTP	@NA	
POINT.36(	PTSX	@NA	
POINTE FI	PNTE	@NA	
POLAR M(	3POMHE	@NA	
POLARIS I	PII	@NA	
POLO RAL	RL		11
POLYAIR I	PPK	@NA	
POLYCOM	PLCM	@NA	
POLYDEX	POLXF	@NA	
POLYMED	PLMD	@NA	
POLYMER	3POLGA		16
POLYMER	PROAQ	@NA	
POLYMER	3PYSU	@NA	
POLYMET	3POMGF	@NA	
POLYONE	POL		16
POLYPOR	PPO		17

POMEROY	PMRY	@NA	
PONY EXP	PYXP	@NA	
POORE BF	SNAK	@NA	
POP N GO	3POPN	@NA	
POPE & TA	POP		14
POPE RES	POPEZ	@NA	
POPULAR	BPOP		10
PORT FIN/	PORT	@NA	
PORTA SY	3PYTM	@NA	
PORTAL S	PRSFE	@NA	
PORTALPI	PLAY	@NA	
PORTEC F	PRPX	@NA	
PORTFOL	PRAA	@NA	
PORTLAN	ENRNQ2		10
PORTOLA	0282B		18
PORTUGA	PT		9
POSCO -A	PKX		9
POSITRON	3POSC	@NA	
POSSIS M	POSS	@NA	
POST PRC	PPS		11
POTASH C	POT		10
POTLATCH	PCH		13
POTOMAC	POM1	@NA	
POTOMAC	AYE2		16
POTOMAC	POM3		10
POWDER	3PRVB	@NA	
POWELL I	POWL	@NA	
POWER 3	3PWRME	@NA	
POWER IN	POWI	@NA	
POWER TI	3PWTC	@NA	
POWER-O	PWER	@NA	
POWERBF	PWRB	@NA	
POWERCE	PCRV	@NA	
POWERCC	3PWCL	@NA	
POWERDS	PDSN	@NA	
POWERSH	PWC	@NA	
POWERSH	PWO	@NA	
POWERSC	PSRE	@NA	
POWERW/	PWAV	@NA	
POZEN IN	POZN	@NA	
PPG INDU	PPG		8
PPL CORP	PPL		11
PPL ELEC	PPL2		9
PPL ENER	PPL1		11
PPL MONT	PPL3	@NA	
PPT VISIO	PPTV	@NA	
PR SPECI/	PRNC	@NA	
PRA INTEI	PRAI	@NA	
PRACTICE	3PXPT	@NA	
PRAECIS I	PRCS	@NA	
PRAIRIE P	3PRPEF	@NA	

PRANA BI	PRAN	@NA	
PRANDIUI	3PDIMQ	@NA	
PRAXAIR I	PX		9
PRB GAS '	PRB	@NA	
PRECIS IN	PCIS	@NA	
PRECISIO	3PACI	@NA	
PRECISIO	PCP		12
PRECISIO	PDS		10
PRECISIO	POCI	@NA	
PREFERR	PSW	@NA	
PREFERR	PSY	@NA	
PREFORM	PLPC	@NA	
PREMCOF	PCO	@NA	
PREMCOF	6205A		15
PREMIER	PREM	@NA	
PREMIER	3PXHB	@NA	
PREMIER	PFP	@NA	
PREMIER	PFBI	@NA	
PREMIERE	PGI	@NA	
PREMIER\	PRWT	@NA	
PREMIUM	3PREBF	@NA	
PREMIUM	0340B		14
PRENTISS	PP	@NA	
PREPAID I	PPD	@NA	
PRESCIEN	3PPID	@NA	
PRESIDEN	3PREZQ	@NA	
PRESIDEN	PLFE		16
PRESIDEN	PDL.B	@NA	
PRESSTEI	PRST	@NA	
PRESSUR	PBIO	@NA	
PRESTIGE	PBH	@NA	
PRG-SCHU	PRGX	@NA	
PRICE (T.	TROW	@NA	
PRICE CO	PR	@NA	
PRICELINE	PCLN		17
PRICESM/	PSMT	@NA	
PRIDE INT	PDE		14
PRIMACOI	3PCAGY	@NA	
PRIMAL S(	3PSOL	@NA	
PRIMARY	PRDCQ	@NA	
PRIME GR	PGE	@NA	
PRIMEDE)	3PMDX	@NA	
PRIMEDIA	PRM		17
PRIMEENE	PNRG	@NA	
PRIMUS G	PRS	@NA	
PRIMUS T	PRTL		18
PRINCETC	PMGIF	@NA	
PRINCETC	PNBC	@NA	
PRINCETC	REVU	@NA	
PRINCIPA	PFG		8
PRINTRON	PTNX	@NA	

PRIORITY	PHCC	@NA	
PRISM SO	3PSOF	@NA	
PRIVATE E	PBIZ	@NA	
PRIVATE M	PRVT	@NA	
PRIVATEB	PVTB	@NA	
PRN CORI	PRNC.1	@NA	
PRO-DEX	PDEX	@NA	
PRO-FAC	1279B	@NA	
PRO-PHAI	PRW	@NA	
PROASSU	PRA		12
PROCENT	PROS	@NA	
PROCTER	PG		6
PROCYTE	3PRCY	@NA	
PRODUCT	3PRAC	@NA	
PROFILE T	3PRTK	@NA	
PROGEN I	PGLAF	@NA	
PROGENIC	PGNX	@NA	
PROGINET	3PRGF	@NA	
PROGRAM	PROG	@NA	
PROGRES	PGN		11
PROGRES	PRGS	@NA	
PROGRES	PGR		7
PROLOGIC	3PRLO	@NA	
PROLOGIS	PLD		10
PROLONG	PRL	@NA	
PROQUES	PQE	@NA	
PROSOFT	POSO	@NA	
PROSPEC	PSEC	@NA	
PROSPEC	PZZ	@NA	
PROSPEC	PHY	@NA	
PROSPEC	CNN	@NA	
PROSPER	PRSP	@NA	
PROTALEX	3PRTX	@NA	
PROTECT	3PONN		16
PROTECT	PL		8
PROTEIN I	PDLI	@NA	
PROTEIN I	3PPTI	@NA	
PROTOSC	3PSCO	@NA	
PROVALIS	PVLS	@NA	
PROVECT	3PVCT	@NA	
PROVENA	PZA	@NA	
PROVIDE	PRVD	@NA	
PROVIDEN	PWX	@NA	
PROVIDEN	PRSC	@NA	
PROVIDEN	PBCP	@NA	
PROVIDEN	PBKS	@NA	
PROVIDEN	PVX	@NA	
PROVIDEN	PFS	@NA	
PROVIDEN	PROV	@NA	
PROVIDIA	PVN		17
PROVINCE	PRV		16

PROVISIO	PVNO	@NA	
PROVO IN	FNTP	@NA	
PROXIM C	PROX	@NA	
PROXYME	PILL	@NA	
PRUDENT	PBIP	@NA	
PRUDENT	PRU		9
PRUDENT	8802B		6
PRUDENT	PUK		6
PS BUSINI	PSB		11
PSB BANC	PSBI	@NA	
PSB HOLD	PSBH	@NA	
PSC INC	PSCXQ	@NA	
PSEG ENE	PEG2		15
PSEG POV	PEG3		11
PSF GROU	0510B	@NA	
PSI ENERG	CIN3	@NA	
PSI TECHI	PSIT	@NA	
PSINET IN	3PSIXQ	@NA	
PSIVIDA L	PSDV	@NA	
PSS INC	PSSS	@NA	
PSS WORI	PSSI		15
PSYCHEM	PMD	@NA	
PSYCHIAT	PSYS		16
PT INDOS/	IIT		14
PTS INC	3PTSNE	@NA	
PUBLIC SE	NCE1	@NA	
PUBLIC SE	SCG2		9
PUBLIC SE	PNM1		11
PUBLIC SE	CSR2	@NA	
PUBLIC SE	NU4		10
PUBLIC SE	PEG1	@NA	
PUBLIC SE	PEG		11
PUBLIC ST	PSA		9
PUBLICAR	3CARD	@NA	
PUBLICIS	PUB	@NA	
PUBLIX SU	3PUSH	@NA	
PUGET EN	PSD		12
PUGET SC	PSD1		12
PULASKI F	PULB	@NA	
PULITZER	PTZ	@NA	
PULTE HC	PHM		12
PURADYN	PFT	@NA	
PURCHAS	3PURCE	@NA	
PURE BIO	3PURE	@NA	
PURE WO	PURW	@NA	
PURECYC	PCYO	@NA	
PUTNAM (	PCA	@NA	
PUTNAM H	PCF	@NA	
PUTNAM H	PYM	@NA	
PUTNAM I	PGM	@NA	
PUTNAM M	PTM	@NA	

PUTNAM M	PMM	@NA	
PUTNAM M	PMT	@NA	
PUTNAM M	PIM	@NA	
PUTNAM M	PMO	@NA	
PUTNAM M	PMG	@NA	
PUTNAM M	PMN	@NA	
PUTNAM F	PPT	@NA	
PUTNAM T	PMH	@NA	
PVC CONT	3PVCC	@NA	
PVF CAPIT	PVFC	@NA	
PW EAGLE	PWEI	@NA	
PXRE GRO	PXT		11
PYR ENEF	PYR	@NA	
PYRAMID	PMID	@NA	
PYRAMID	3PYOL	@NA	
Q COMM I	QMM	@NA	
QAD INC	QADI	@NA	
QC HOLDI	QCCO	@NA	
QCR HOLI	QCRH	@NA	
QEP CO IN	QEPC	@NA	
QIAGEN N	QGEN	@NA	
QIAO XING	XING	@NA	
QLOGIC C	QLGC	@NA	
QLT INC	QLTI	@NA	
QLT INC-P	QLTI.P	@NA	
QMED INC	QMED	@NA	
QORUS.CO	3QRUS	@NA	
QSOUND I	QSND	@NA	
QUADRAM	QD	@NA	
QUAKER C	KWR	@NA	
QUAKER F	QFAB	@NA	
QUALCOM	QCOM	@NA	
QUALITY D	QDIN	@NA	
QUALITY D	QLTY		18
QUALITY F	QPDC	@NA	
QUALITY S	QSII	@NA	
QUALMAR	3QMRK	@NA	
QUALSTAI	QBAK	@NA	
QUANEX C	NX		12
QUANTA C	QNTA	@NA	
QUANTA S	PWR		15
QUANTUM	DSS		15
QUANTUM	QTWW	@NA	
QUARTZ M	3QZMRE	@NA	
QUEBECO	3QBCRF	@NA	
QUEBECO	IQW		12
QUEENST	QEE	@NA	
QUEPASA	3QPSA	@NA	
QUEST DI	DGX		11
QUEST RE	3QRCP	@NA	
QUEST SO	QSFT	@NA	

QUESTAR STR		@NA	
QUESTAR STR1			9
QUESTAR STR3			10
QUESTAR STR2			9
QUESTCO	QSC	@NA	
QUICK-ME	3QMDT	@NA	
QUICKLO(	QUIK	@NA	
QUICKSIL'	KWK	@NA	
QUIDEL C(	QDEL	@NA	
QUIGLEY (	QGLY	@NA	
QUIKSILVE	ZQK	@NA	
QUILMES	LQU	@NA	
QUINENC(	LQ	@NA	
QUINTILE!	0573B		15
QUINTON	QUIN	@NA	
QUINTUS (	QNTSQ	@NA	
QUIPP INC	QUIP	@NA	
QUIXOTE (	QUIX	@NA	
QUOKKA !	QKKAQ	@NA	
QUOTESM	QUOT	@NA	
QUOVADX	QVDX	@NA	
QWEST C(	Q		15
QWEST C(	Q1	@NA	
QXL RICAI	QXLRY	@NA	
R & B INC	RBIN	@NA	
R F INDUS	RFIL	@NA	
R H DONN	RHD		14
R&G FINA	RGF	@NA	
RAB ENTE	0480B	@NA	
RAB HOLD	0479B	@NA	
RACI HOL	0393B		17
RACKABLI	RACK	@NA	
RADA ELE	RADI	@NA	
RADCOM	RDCM	@NA	
RADIAN G	RDN		8
RADIANT !	RADS	@NA	
RADIATIO	RTSX	@NA	
RADICA G	RADA	@NA	
RADIO ON	ROIAK		16
RADIO UN	3UNCAQ	@NA	
RADIOLO(	RGX		16
RADIOSH/	RSH		9
RADISYS (	RSYS	@NA	
RADNOR	RHCX		19
RADVA C(	3RDVA	@NA	
RADVIEW	3RDVWF	@NA	
RADVISIO	RVSN	@NA	
RADWARE	RDWR	@NA	
RADYNE (	RADN	@NA	
RAE SYST	RAE	@NA	
RAIKE FIN	3RKFG	@NA	

RAILAMEF	RRA		15
RAINDANC	RNDC	@NA	
RAINIER F	RPFG	@NA	
RAINING [	RDTA	@NA	
RAINMAKE	RMKR	@NA	
RAIT INVE	RAS	@NA	
RALCORP	RAH	@NA	
RAM VENT	3RVHC	@NA	
RAMBUS I	RMBS	@NA	
RAMCO-G	RPT	@NA	
RAMP COI	RCO	@NA	
RAMTRON	RMTR	@NA	
RAND CAF	RAND	@NA	
RANDGOL	RANGY	@NA	
RANDGOL	GOLD	@NA	
RANGE RE	RRC		15
RANK GRC	RANKY		12
RAPTOR II	RAPT	@NA	
RARE HOS	RARE	@NA	
RAVEN INI	RAVN	@NA	
RAVEN MC	3RVNM	@NA	
RAYMOND	RJF		11
RAYONIEF	RYN		12
RAYTECH	RAY	@NA	
RAYTHEO	RTN		12
RBS GLOE	0584B	@NA	
RC2 CORF	RCRC	@NA	
RCG COM	RCG	@NA	
RCM TECH	RCMT	@NA	
RCN CORI	RCNI	@NA	
READ-RITI	RDRTQ	@NA	
READERS	RDA		14
READING	RDI	@NA	
READY MI	RMX	@NA	
REAL EST	RIT	@NA	
REALITY V	3RWLN	@NA	
REALNETV	RNWK	@NA	
REALTY IN	O		11
REAVES U	UTG	@NA	
RECEIVAE	3RCVA	@NA	
RECKSON	RA		12
RECLAMA	3RCAA	@NA	
RECONDI	RESY	@NA	
RECOTON	RCOTQ	@NA	
RED HAT I	RHAT		17
RED LAKE	GHVRF	@NA	
RED ROBI	RRGB	@NA	
REDBACK	RBAK	@NA	
REDDI BR	3RDDI	@NA	
REDDY IC	0526B		16
REDENVE	REDE	@NA	

REDHOOK	HOOK	@NA	
REDIFF.C(	REDF	@NA	
REDOX TE	RDOX	@NA	
REDWOOI	REBC	@NA	
REDWOOI	RWT	@NA	
REEBOK II	RBK		11
REED ELS	ENL		9
REED ELS	RUK		9
REFAC	REF	@NA	
REFCO IN	RFX	@NA	
REGAL EN	RGC		15
REGAL-BE	RBC	@NA	
REGEN BI	3RGBI	@NA	
REGENCY	3RAFI	@NA	
REGENCY	REG		11
REGENER	RTIX	@NA	
REGENER	REGN	@NA	
REGENER	RGN	@NA	
REGENT (	RGCI	@NA	
REGI U S I	3RGUS	@NA	
REGIONAI	RKH	@NA	
REGIONS	RF		8
REGIONS	RF.P	@NA	
REGIS CO	RGS	@NA	
REGISTEF	RCOM	@NA	
REGUS GI	REGSY	@NA	
REHABCA	RHB	@NA	
REINHOLI	RNHDA	@NA	
REINSURA	RGA		9
RELIABILI	REAL	@NA	
RELIABLE	3RPSIE	@NA	
RELIANCE	RS	@NA	
RELIANT E	RRI		16
RELIV INT	RELV	@NA	
RELM WIR	3RELM	@NA	
REMEC IN	REMC	@NA	
REMEDYT	REMX	@NA	
REMINGT(	REM	@NA	
REMINGT(	9675B	@NA	
REMOTE I	REDI	@NA	
RENAISSA	RENN	@NA	
RENAISSA	RLRN	@NA	
RENAISSA	RNR		8
RENAL CA	RCI		15
RENASAN	RNST	@NA	
RENOVIS	RNVS	@NA	
RENT WA\	RWY		16
RENT-A-C	RCII		13
RENTECH	RTK	@NA	
RENTRAK	RENT	@NA	
REPLIGEN	RGEN	@NA	

REPRO MI	3REPR	@NA	
REPSOL Y	REP		10
REPTRON	3REPTQ	@NA	
REPUBLIC	RJET	@NA	
REPUBLIC	RBNC	@NA	
REPUBLIC	RBCAA	@NA	
REPUBLIC	FRBK	@NA	
REPUBLIC	3RPGDF	@NA	
REPUBLIC	RPRS	@NA	
REPUBLIC	RSG		10
RES-CARE	RSCR		16
RESEARC	REFR	@NA	
RESEARC	RIMM	@NA	
RESERVE	8475B	@NA	
RESERVE	3RSRV	@NA	
RESMED I	RMD		15
RESOLUTI	0402B		18
RESOURC	REXI	@NA	
RESOURC	RECN	@NA	
RESPIRON	RESP	@NA	
RESTAUR	0286B		16
RESTORA	RSTO	@NA	
RETAIL HC	RTH	@NA	
RETAIL VE	RVI	@NA	
RETALIX L	RTLX	@NA	
RETEK INC	RETK	@NA	
RETRACT	RVP	@NA	
REUNION	RUN	@NA	
REUTERS	RTRSY		8
REV HOLD	9783B	@NA	
REVCARE	RVCR	@NA	
REVENUE	RPCFF	@NA	
REVLON C	8135A		18
REVLON II	REV	@NA	
REWARDS	IRN	@NA	
REX STOF	RSC	@NA	
REXAM PL	REXMY		11
REXHALL	REXL	@NA	
REYNOLD	REY		11
REYNOLD	REY.F	@NA	
REYNOLD	RAI		13
RF MICRO	RFMD		16
RF MONOI	RFMI	@NA	
RG AMERI	3RGMIE	@NA	
RGC RESC	RGCO	@NA	
RHODIA -.	RHA		17
RHYTHMS	RTHMQ	@NA	
RICA FOO	RCF	@NA	
RICHARDS	RELLE	@NA	
RICHMON	RIC	@NA	
RICKS CAI	RICK	@NA	

RIDGEFIE	3RDGA	@NA	
RIDGEWO	3RWHTE	@NA	
RIGEL PH	RIGL	@NA	
RIGGS NA	RIGS		18
RIGHTNO	RNOW	@NA	
RIMAGE C	RIMG	@NA	
RINKER G	RIN		10
RIO NARC	RNO	@NA	
RIO TINTC	RTOLY		7
RIO TINTC	RTP		7
RISK(GEO	3RISKA	@NA	
RIT TECH	RITT	@NA	
RITA MED	RITA	@NA	
RITCHIE B	RBA	@NA	
RITE AID (	RAD		16
RIVAL TE(	3RVTIF	@NA	
RIVER VA	RIVR	@NA	
RIVERST(	RSTN	@NA	
RIVERVIE	RVSB	@NA	
RIVIERA H	RIV		17
RIVIERA T	RTC	@NA	
RLI CORP	RLI		10
RMK ADV	RMA	@NA	
RMK HIGH	RMH	@NA	
RMK STR	RSF	@NA	
RMR FIRE	RFR	@NA	
RMR HOS	RHR	@NA	
RMR REA	RMR	@NA	
ROADHO(	3GRLL	@NA	
ROANOKE	RESC	@NA	
ROBBINS	RBN	@NA	
ROBERT H	RHI	@NA	
ROBERTS	RPI	@NA	
ROBO GR(	ROBO	@NA	
ROBOCO	3RIMS	@NA	
ROBOMA	3RBMXF	@NA	
ROBOTIC	RVSIQ	@NA	
ROCHE H(	3RHHBY	@NA	
ROCHEST	EAS1		10
ROCHEST	ROCM	@NA	
ROCK EN	RENFF	@NA	
ROCK OF	ROAC	@NA	
ROCK-TE	RKT		14
ROCKETI	3RKTI	@NA	
ROCKFOR	ROFO	@NA	
ROCKVILL	RCKB	@NA	
ROCKWEL	ROK		8
ROCKWEL	COL		8
ROCKWEL	RMTI	@NA	
ROCKWO(	0723B	@NA	
ROCKWO(	0465B		16

ROCKY M(	RMCF	@NA	
ROCKY M(	3RMMI	@NA	
ROCKY M	RMEC	@NA	
ROCKY SI	RCKY	@NA	
ROFIN SIN	RSTI	@NA	
ROGERS (	RG		14
ROGERS (	ROG	@NA	
ROHM AN	ROH		10
ROLLER B	0288B	@NA	
ROLLINS I	ROL	@NA	
ROMACOI	0289B	@NA	
ROME BA	ROME	@NA	
RONSON (	RONC	@NA	
ROO GRO	3ROOG	@NA	
ROOMLIN	3RMLXE	@NA	
ROPER IN	ROP		13
ROSE HILI	0299B	@NA	
ROSEDAL	ROSD	@NA	
ROSS STC	ROST		11
ROSTELE(	ROS		16
ROTECH I	ROHI		14
ROTONIC	RMI	@NA	
ROUGE IN	RGIDQ	@NA	
ROUNDY'S	3016B		15
ROWAN C	RDC	@NA	
ROWE CO	ROW	@NA	
ROYAL &	RSA		9
ROYAL BA	RBPAA	@NA	
ROYAL BA	RBS.PG		6
ROYAL CA	RCL		13
ROYAL DU	RD	@NA	
ROYAL DU	RDSC.CM		5
ROYAL GC	RGLD	@NA	
ROYAL GF	RYG		12
ROYAL KP	KPN	@NA	
ROYAL OL	ROCLF	@NA	
ROYAL ST	3RYSMF	@NA	
ROYALE E	ROYL	@NA	
ROYCE FC	FUND	@NA	
ROYCE MI	RMT	@NA	
ROYCE VA	RVT	@NA	
ROYSTER	0300B		17
RPC INC	RES	@NA	
RPM INTE	RPM		11
RPM TECH	3RPMM	@NA	
RS GROUI	3RSGC	@NA	
RSA SECU	RSAS	@NA	
RSI HOLDI	3RSII	@NA	
RTI INTL M	RTI	@NA	
RTW INC	RTWI	@NA	
RUBBER T	RTEK	@NA	

RUBICON	3RMDC	@NA	
RUBICON	RBY	@NA	
RUBIO'S R	RUBO	@NA	
RUBY MIN	3RUBM	@NA	
RUBY TUE	RI	@NA	
RUDDICK	RDK	@NA	
RUDOLPH	RTEC	@NA	
RURAL CE	RCCC		18
RURAL/ME	RURL		17
RURBAN F	RBNF	@NA	
RUSH ENT	RUSHB	@NA	
RUSH FIN	3RSHF	@NA	
RUSS BEF	RUS	@NA	
RUSSEL M	RUSMF		14
RUSSELL	RML		15
RWE AG V	RWEOY		7
RXBAZAAI	RXBZ	@NA	
RYAN'S RE	RYAN	@NA	
RYANAIR	RYAAY	@NA	
RYDER SY	R		10
RYDEX ET	XLG	@NA	
RYDEX ET	RSP	@NA	
RYERSON	RT	@NA	
RYLAND G	RYL		12
S & K FAM	SKFB	@NA	
S & T BAN	STBA	@NA	
S R TELEC	SRXA		27
S Y BANC	SYI	@NA	
S&P 500 C	BEP	@NA	
S&P 500 G	GRE	@NA	
S&P 500 P	PEFX	@NA	
S&P QUAL	BQY	@NA	
S1 CORP	SONE	@NA	
SABA SOF	SABA	@NA	
SABINE R	SBR	@NA	
SABRE HC	TSG		10
SADIA S A	SDA		14
SAFARI AS	3SFAR	@NA	
SAFE AUT	SAIC	@NA	
SAFE HAR	CEG2	@NA	
SAFE TEC	3SFAD	@NA	
SAFECO C	SAFC		10
SAFEGUA	SFGH	@NA	
SAFEGUA	SFE	@NA	
SAFENET	SFNT	@NA	
SAFETY C	3SAFY	@NA	
SAFETY IN	SAFT	@NA	
SAFEWAY	SWY		11
SAFFRON	SZF	@NA	
SAFLINK C	SFLK	@NA	
SAGA CON	SGA	@NA	

SAGEMAR	3SKCO	@NA	
SAGENT T	SGNT	@NA	
SAGIENT I	3SRYS	@NA	
SAKS INC	SKS		16
SAL TRUS	PBA	@NA	
SALEM CC	SALM		16
SALESFOI	CRM	@NA	
SALISBUR	SAL	@NA	
SALIX PHA	SLXP	@NA	
SALMEDIX	SMDX	@NA	
SALOMON	IMF	@NA	
SALOMON	SBG	@NA	
SALOMON	SCD	@NA	
SALOMON	ESD	@NA	
SALOMON	EDF	@NA	
SALOMON	EFL	@NA	
SALOMON	EMD	@NA	
SALOMON	EHI	@NA	
SALOMON	GDF	@NA	
SALOMON	HIF	@NA	
SALOMON	HIX	@NA	
SALOMON	MNP	@NA	
SALOMON	MPT	@NA	
SALOMON	GFY	@NA	
SALOMON	SBW	@NA	
SALOMON	SBF	@NA	
SALON ME	3SALN	@NA	
SALTON IN	SFP		20
SAMARITA	LIV	@NA	
SAMSONI	3SAMC		16
SAN DIEG	SRE4		8
SAN JUAN	SJT	@NA	
SAN PAOL	IMI	@NA	
SAND TEC	SNDT	@NA	
SANDERS	SMHG	@NA	
SANDERS	SAFM	@NA	
SANDISK (	SNDK	@NA	
SANDS RE	SNDS	@NA	
SANDSTO	3SDON	@NA	
SANDY SF	SASR	@NA	
SANFILIPI	JBSS	@NA	
SANGAMC	SGMO	@NA	
SANGUINE	3SGNC	@NA	
SANITATIC	0237B	@NA	
SANMINA-	SANM		15
SANOFI-A'	SNY		6
SANTA FE	SFF	@NA	
SANTA FE	3SFEF	@NA	
SANTAND	SBP		8
SANTARU	SNTS	@NA	
SANTOS L	STOSY		10

SANYO EL	SANYY		11
SAP AG -/	SAP	@NA	
SAPIENS I	SPNS	@NA	
SAPIENT (	SAPE	@NA	
SAPPI LTD	SPP		12
SARA LEE	SLE		8
SASOL LT	SSL	@NA	
SATCON T	SATC	@NA	
SATYAM C	SAY	@NA	
SAUCONY	SCNYB	@NA	
SAUER-DA	SHS	@NA	
SAUL CEN	BFS	@NA	
SAVANNA	SAVB	@NA	
SAVANNA	SO5		8
SAVIA SA	VAI	@NA	
SAVIENT F	SVNT	@NA	
SAVVIS C(	SVVS	@NA	
SAXON CA	SAX	@NA	
SBA COMI	SBAC		19
SBARRO I	0428B		20
SBC COMI	SBC		8
SBE INC	SBEI	@NA	
SBS BROA	SBTV		13
SBS TECH	SBSE	@NA	
SCAN OPT	3SOCR	@NA	
SCANA C(	SCG		9
SCANNER	3SCNI	@NA	
SCANSOF	SSFT	@NA	
SCANSOU	SCSC	@NA	
SCANTEK	SKML	@NA	
SCANVEC	SVECF	@NA	
SCBT FIN/	SCBT	@NA	
SCHAWK I	SGK	@NA	
SCHEIB (E	ESHB	@NA	
SCHEID VI	SVIN	@NA	
SCHEIN H	HSIC	@NA	
SCHERIN(	SHR		8
SCHERIN(	SGP		9
SCHICK TI	3SCHK	@NA	
SCHLOTZ:	BUNZQ	@NA	
SCHLUMB	SLB		7
SCHMITT I	SMIT	@NA	
SCHNITZE	SCHN	@NA	
SCHOLAS	SCHL		12
SCHOOL S	SCHS		14
SCHUFF II	SHFK		20
SCHULMA	SHLM	@NA	
SCHWAB (	SCH		9
SCHWEITZ	SWM	@NA	
SCICLONE	SCLN	@NA	
SCIENCE /	1134B		9

SCIENCE I	3SIDY	@NA	
SCIENT IN	SCNTQ	@NA	
SCIENTIFI	SGMS		14
SCIENTIFI	3SCND	@NA	
SCIENTIFI	SCIL	@NA	
SCIENTIFI	STIZ	@NA	
SCIENTIFI	SFA	@NA	
SCINTILOI	3SLPFF	@NA	
SCITEX C(	SCIX	@NA	
SCM MICR	SCMM	@NA	
SCO GROI	SCOX	@NA	
SCOLR PH	DDD	@NA	
SCOR -AD	SCO		10
SCORES H	3SCRH	@NA	
SCOTT'S L	3SLGD	@NA	
SCOTTISH	SSEZY		6
SCOTTISH	SPI		9
SCOTTISH	SCT		12
SCOTTS M	SMG		14
SCP POOL	POOL	@NA	
SCPIE HO	SKP	@NA	
SCS TRAN	SCST	@NA	
SCUDDER	KGT	@NA	
SCUDDER	GCS	@NA	
SCUDDER	LBF	@NA	
SCUDDER	KHI	@NA	
SCUDDER	KMM	@NA	
SCUDDER	KTF	@NA	
SCUDDER	SAF	@NA	
SCUDDER	SRO	@NA	
SCUDDER	SRQ	@NA	
SCUDDER	KST	@NA	
SCUDDER	KSM	@NA	
SE GLOBA	3SEGB	@NA	
SEA CONT	SCR.A		15
SEABOAR	SEB	@NA	
SEABRIDG	SA	@NA	
SEABRIGH	SEAB	@NA	
SEABULK	SBLK		16
SEACHAN	SEAC	@NA	
SEACOAS	SBCF	@NA	
SEACOR H	CKH		11
SEAGATE	STX		13
SEALED A	SEE		11
SEARS HO	SHLD		13
SEARS RO	S		13
SEARS RO	S1	@NA	
SEATTLE (	SGEN	@NA	
SECTOR S	XLY	@NA	
SECTOR S	XLV	@NA	
SECTOR S	XLB	@NA	

SECTOR S	XLP	@NA	
SECTOR S	XLE	@NA	
SECTOR S	XLF	@NA	
SECTOR S	XLI	@NA	
SECTOR S	XLK	@NA	
SECTOR S	XLU	@NA	
SECURE C	SCUR	@NA	
SECURE T	3SCTCE	@NA	
SECURED	3SCRE	@NA	
SECURED	3SDGL	@NA	
SECURED	3SSVC	@NA	
SECURITY	SBKC	@NA	
SECURITY	SCC	@NA	
SECURITY	SNFCA	@NA	
SED INTEI	SECX	@NA	
SEDONA C	3SDNA	@NA	
SEEBEYO	SBYN	@NA	
SEEC INC	SEEC	@NA	
SEGMENT	SZI	@NA	
SEGUE SC	SEGU	@NA	
SEI INVES	SEIC	@NA	
SEIBELS E	SBBG	@NA	
SEITEL IN	3SELA		17
SELECT C	SCSS	@NA	
SELECTIC	SLTC	@NA	
SELECTIV	SIGI		11
SELIGMAN	XSTFX	@NA	
SELIGMAN	SQF	@NA	
SELIGMAN	SEL	@NA	
SELKIRK C	9276A	@NA	
SEMCO EI	SEN		15
SEMELE G	SMLE	@NA	
SEMICONI	SMH	@NA	
SEMICONI	SMI	@NA	
SEMITOOI	SMTL	@NA	
SEMOTUS	DLK	@NA	
SEMPRA E	SRE		10
SEMTECH	SMTC	@NA	
SENECA F	SENEB	@NA	
SENESCO	SNT	@NA	
SENETEK	3SNTKY	@NA	
SENIOR H	ARK	@NA	
SENIOR H	SNH		13
SENOMYX	SNMX	@NA	
SENSE TE	3SNSG	@NA	
SENSIENT	SXT		12
SENSUS M	0592B		16
SENTEX S	3SENS	@NA	
SENTIGEN	SGHL	@NA	
SENTO CC	SNTO	@NA	
SENTRY T	3SKVY	@NA	

SEPRACO	SEPR		17
SEQUA C(	SQA.A		15
SEQUENC	SQNM	@NA	
SERACAR	SRLS	@NA	
SERENA S	SRNA	@NA	
SERENA S	SRNA.P	@NA	
SEROLOG	SERO		16
SERONO S	SRA	@NA	
SERVICE I	3SERC	@NA	
SERVICE (	SCI		14
SERVICEM	SVM		12
SERVICEV	3SVWN	@NA	
SERVOTR	SVT	@NA	
SEVEN J S	SVJJ	@NA	
SEVEN NE	SEVN	@NA	
SEVEN SE	3SVSSF	@NA	
SEVERN E	SVBI	@NA	
SFBC INTE	SFCC		16
SGI INTER	SGII	@NA	
SGL CARE	SGG		17
SHAMIR O	SHMR	@NA	
SHANDA II	SNDA	@NA	
SHANNON	3SHIR	@NA	
SHARP C(	SHCAY		8
SHARP H(	3SHAR	@NA	
SHARPER	SHRP	@NA	
SHAW CO	SJR		13
SHAW GR	SGR		15
SHELL CA	3SCUAF		6
SHELL TR	SC	@NA	
SHELLS S	3SHLL	@NA	
SHENAND	SHEN	@NA	
SHEP TEC	3STLOF	@NA	
SHERWIN	SHW		8
SHERWO(	SHDB	@NA	
SHILOH IN	SHLO		15
SHINHAN	SHG	@NA	
SHIP FINA	SFL	@NA	
SHIRE PH	SHPGY	@NA	
SHOE CAF	SCVL	@NA	
SHOE PA\	SHOE	@NA	
SHOLODG	LODG	@NA	
SHOPKO S	SKO		15
SHOPPIN(	SHOP	@NA	
SHOPSMI	3SHPS	@NA	
SHORE B/	SHBI	@NA	
SHORE FI	SHBK	@NA	
SHUFFLE	SHFL	@NA	
SHURGAR	SHU		11
SI FINANC	SIFI	@NA	
SI INTERN	SINT		16

SI TECHN(	SISI	@NA	
SIBONEY (	3SBON	@NA	
SIEBEL SY	SEBL	@NA	
SIEBERT F	SIEB	@NA	
SIEM INDU	SEMUF	@NA	
SIEMENS .	SI		6
SIERRA B/	BSRR	@NA	
SIERRA HI	SIE		16
SIERRA M	3SRMC	@NA	
SIERRA P/	SRP1		16
SIERRA P/	SRP		16
SIERRA W	SWIR	@NA	
SIFCO IND	SIF	@NA	
SIFY LTD	SIFY	@NA	
SIGA TECI	SIGA	@NA	
SIGHT RE!	VISNQ	@NA	
SIGMA DE	SIGM	@NA	
SIGMA-AL	SIAL		8
SIGMATEL	SGTL	@NA	
SIGMATR(	SGMA	@NA	
SIGNATUF	SBNY	@NA	
SIGNATUF	SEYE	@NA	
SIGNET G	SIG		12
SILENT WI	SILWF	@NA	
SILGAN H(	SLGN		14
SILICOM L	SILCF	@NA	
SILICON G	SGI		19
SILICON IN	SIMGE	@NA	
SILICON L	SLAB	@NA	
SILICON S	SSTI	@NA	
SILICON V	SIVB		12
SILICONIX	SILI	@NA	
SILICONW	SPIL		14
SILVER S(	3SSSU	@NA	
SILVER ST	SSRI	@NA	
SILVERAD	3SLVO	@NA	
SILVERAD	3SLGLF	@NA	
SILVERLE.	3SVLF	@NA	
SILVERLIN	SLTTY	@NA	
SILVERST	SSTR	@NA	
SIMCLAR I	SIMC	@NA	
SIMMONS	SFNC	@NA	
SIMON PP	SPG.P	@NA	
SIMON PR	SPG		10
SIMON W(	SWWI	@NA	
SIMPLETE	STEC	@NA	
SIMPSON	SSD	@NA	
SIMTEK C(	3SRAM	@NA	
SIMTROL I	3SMRL	@NA	
SIMULATI(	SLP	@NA	
SINA COR	SINA	@NA	

SINCLAIR	SBGI		15
SINGAPOI	SGF	@NA	
SINGER N	SNGR	@NA	
SINGING M	SMD	@NA	
SINOFRES	3SFSH	@NA	
SINOPEC	BYH	@NA	
SINOPEC	SHI	@NA	
SINOVAC	SVA	@NA	
SIPEX COI	SIPXE	@NA	
SIRENZA M	SMDI	@NA	
SIRF TECH	SIRF	@NA	
SIRICOMM	3SIRC	@NA	
SIRIUS SA	SIRI		20
SIRNA THI	RNAI	@NA	
SIRVA INC	SIR		14
SITEL COI	SWW	@NA	
SITI-SITES	SITN	@NA	
SIX FLAGS	PKS		18
SIXX HOLI	3SIXX	@NA	
SIZELER F	SIZ	@NA	
SJW CORI	SJW	@NA	
SK TELEC	SKM		8
SKECHER	SKX	@NA	
SKF AB -A	SKFRY		9
SKILLED H	9816B		17
SKILLSOF	SKIL	@NA	
SKINVISIB	3SKVI	@NA	
SKY FINAN	SKYF		11
SKYEPHAI	SKYE	@NA	
SKYLINE C	SKY	@NA	
SKYLINE M	SKYL	@NA	
SKYLYNX	3SKYC	@NA	
SKYTERR	3SKYT	@NA	
SKYWAY C	3SWYC	@NA	
SKYWEST	SKYW	@NA	
SKYWORK	SWKS	@NA	
SL GREEN	SLG	@NA	
SL INDUST	SLI	@NA	
SLADE'S F	SFBC	@NA	
SLI INC	SLIXQ	@NA	
SLM CORI	SLM		8
SM&A COI	WINS	@NA	
SMALL TO	STWI	@NA	
SMART &	SMF	@NA	
SMARTBA	SBAR	@NA	
SMARTIRE	3SMTR	@NA	
SMARTPR	PED	@NA	
SMARTSE	3SSRV	@NA	
SMARTVID	3SMVD	@NA	
SMEDVIG	SMV.B	@NA	
SMITH & N	SNN	@NA	

SMITH & V	SWB	@NA	
SMITH & V	SWRG	@NA	
SMITH (A (	AOS	@NA	
SMITH INT	SII		10
SMITH MIC	SMSI	@NA	
SMITH-MIE	3SMID	@NA	
SMITHFIEI	SFD		13
SMITHTOV	SMTB	@NA	
SMITHWA'	SMXC	@NA	
SMTC COI	SMTX	@NA	
SMUCKER	SJM	@NA	
SMURFIT-	SSCC		16
SNAP-ON	SNA		8
SNB BANC	SNBT	@NA	
SOBIESKI	SOBI	@NA	
SOC QUIM	SQM		10
SOCIETE (	SCGLY	@NA	
SOCKET C	SCKT	@NA	
SODEXHC	SDX		10
SOFTECH	3SOFT	@NA	
SOFTLOCI	DIGSQ	@NA	
SOFTNET	3STTC	@NA	
SOFTWAR	SWH	@NA	
SOHU.COI	SOHU	@NA	
SOLA INTE	SOL	@NA	
SOLAR SA	SSCI	@NA	
SOLECTR(	SLR		16
SOLEIL FII	SFLM	@NA	
SOLITARIC	SOLI	@NA	
SOLITRON	3SODI	@NA	
SOLOMON	3SOLM	@NA	
SOLUTIA I	3SOLUQ	@NA	
SOMANET	SMTS	@NA	
SOMERA (	SMRA	@NA	
SOMERSE	SOMH	@NA	
SONESTA	SNSTA	@NA	
SONEX RE	3SONXE	@NA	
SONIC AU	SAH		14
SONIC CO	SONC	@NA	
SONIC FO	SOFO	@NA	
SONIC INN	SNCI	@NA	
SONIC SO	SNIC	@NA	
SONICBLU	SBLUQ	@NA	
SONICWA	SNWL	@NA	
SONO-TEI	3SOTK	@NA	
SONOCO I	SON		9
SONOMA '	3SBNK	@NA	
SONOMA '	SWHI	@NA	
SONORAN	3SNRN	@NA	
SONOSITE	SONO	@NA	
SONTRA N	SONT	@NA	

SONUS C(	3SNHDE	@NA	
SONUS NE	SONS	@NA	
SONUS PH	SNUS	@NA	
SONY COI	SNE		8
SORL AUT	3SAUP	@NA	
SOTHEBY'	BID		15
SOUND FE	SFFS	@NA	
SOUND SU	LSV	@NA	
SOURCE (	SOR	@NA	
SOURCE I	SORC	@NA	
SOURCEC	SRCP	@NA	
SOURCIN(	SNET	@NA	
SOUTH CA	SCG1	@NA	
SOUTH FII	TSFG	@NA	
SOUTH JE	SJI1		10
SOUTH JE	SJI	@NA	
SOUTH ST	SSFC	@NA	
SOUTHCC	SOCB	@NA	
SOUTHER	SOA	@NA	
SOUTHER	3SRNN	@NA	
SOUTHER	AWR1		9
SOUTHER	EIX1		10
SOUTHER	SRE2		8
SOUTHER	SCMF	@NA	
SOUTHER	SO		8
SOUTHER	SSE	@NA	
SOUTHER	SIG1	@NA	
SOUTHER	3SISV	@NA	
SOUTHER	3SOMC	@NA	
SOUTHER	SMBC	@NA	
SOUTHER	SNT1		18
SOUTHER	SPPTQ	@NA	
SOUTHER	PCU		15
SOUTHER	SO6		10
SOUTHER	SSLI	@NA	
SOUTHER	SSTP	@NA	
SOUTHER	SUG		11
SOUTHFIF	SZB	@NA	
SOUTHSIE	SBSI	@NA	
SOUTHWA	3SWTX	@NA	
SOUTHWE	LUV		8
SOUTHWE	OKSB	@NA	
SOUTHWE	SWX		12
SOUTHWE	SGB	@NA	
SOUTHWE	SWWC	@NA	
SOUTHWE	CSR3	@NA	
SOUTHWE	SWN		12
SOUTHWE	NCE2		11
SOVEREIC	SOV		12
SOVEREIC	SOV.P	@NA	
SOVEREIC	9694B		9

SOVRAN S	SSS		12
SPACEHA	SPAB	@NA	
SPAIN FUI	SNF	@NA	
SPAN-AME	SPAN	@NA	
SPANISH I	SBSA		17
SPAR GR(	SGRP	@NA	
SPARTA IN	8097B	@NA	
SPARTAN	SPAR	@NA	
SPARTAN	SPTN	@NA	
SPARTECI	SEH	@NA	
SPARTON	SPA	@NA	
SPATIALIC	HDTV	@NA	
SPATIALIZ	3SPAZ	@NA	
SPDR TRU	SPY	@NA	
SPECIAL [	0572B		20
SPECIALIZ	3SHPI	@NA	
SPECIALT	SP	@NA	
SPECIALT	SUAI	@NA	
SPECTRA	SPSY.1	@NA	
SPECTRAI	DIAGF	@NA	
SPECTRAI	SLNK	@NA	
SPECTRAI	SPNC	@NA	
SPECTRAS	SCIE	@NA	
SPECTRAS	SSI		16
SPECTRE	3SGMG	@NA	
SPECTRU	SPC		16
SPECTRU	SPEC	@NA	
SPECTRU	3SPTM	@NA	
SPECTRU	3SPOP	@NA	
SPECTRU	SPPI	@NA	
SPECTRU	SSPI	@NA	
SPECTRX	3SPRX	@NA	
SPEEDCO	3SPWC	@NA	
SPEEDUS	SPDE	@NA	
SPEEDWA	TRK		14
SPEIZMAN	SPZN	@NA	
SPESCOM	3SPCO	@NA	
SPHERION	SFN	@NA	
SPHERIX I	SPEX	@NA	
SPIEGEL I	SPGLQ	@NA	
SPINNAKE	SKE	@NA	
SPIRE CO	SPIR	@NA	
SPIRENT I	SPM	@NA	
SPIRIT FIN	SFC	@NA	
SPONGET	0739B	@NA	
SPORT CH	SPCH	@NA	
SPORT-HA	SPOR	@NA	
SPORTEC	SRTKY	@NA	
SPORTS A	SPAI	@NA	
SPORTS A	TSA	@NA	
SPORTS C	SCY		20

SPORTS F	SPRI	@NA	
SPORTSM	SGDE	@NA	
SPORTSN	3SPCI	@NA	
SPRINT C(	FON		12
SPSS INC	SPSS	@NA	
SPX CORF	SPW		13
SRA INTEI	SRX	@NA	
SRI/SURG	STRC	@NA	
SRS LABS	SRSL	@NA	
SS&C TEC	SSNC	@NA	
SSA GLOE	SSAG	@NA	
SSI SURG	SGSI	@NA	
ST JOE C(	JOE	@NA	
ST JOHN I	3SJKI		16
ST JOSEP	SJOE	@NA	
ST JUDE M	STJ		10
ST LAWRE	3STLS	@NA	
ST MARY I	SM	@NA	
ST PAUL T	STA.R	@NA	
ST PAUL T	STA		10
STAAR SU	STAA	@NA	
STAGE ST	STGS	@NA	
STAKTEK	STAK	@NA	
STAMPS.C	STMP	@NA	
STANADYI	0301B		16
STANCOR	SFG		10
STANDAR	SAUC	@NA	
STANDAR	STW		13
STANDAR	3STDE	@NA	
STANDAR	SMAN	@NA	
STANDAR	SMSC	@NA	
STANDAR	SMP		16
STANDAR	SPF		14
STANDAR	STAN	@NA	
STANDAR	SR	@NA	
STANDEX	SXI	@NA	
STANLEY	STLY	@NA	
STANLEY	SWK		8
STAPLES	SPLS		11
STAR BUF	STRZ	@NA	
STAR GAS	SGU		19
STAR SCII	STSI	@NA	
STARBUC	SBUX	@NA	
STARCRA	STCR	@NA	
STARINVE	3STIV	@NA	
STARRET	SCX	@NA	
STARTEC	STGCQ	@NA	
STARTECI	3STHK	@NA	
STARTEK	SRT	@NA	
STARWOC	HOT		13
STATE AU	STFC		11

STATE BA	STB	@NA	
STATE FIN	SFSW	@NA	
STATE ST	STT		6
STATER B	9490B		15
STATIA TE	STNV	@NA	
STATION (	STN		14
STATOIL A	STO		8
STATS CH	STTS	@NA	
STEAK N S	SNS	@NA	
STEAKHO	STKP	@NA	
STEALTH	SMLA	@NA	
STEEL DY	STLD		14
STEEL TE	STTX	@NA	
STEELCAS	SCS		12
STEELCLC	SCLD	@NA	
STEIN MA	SMRT	@NA	
STEINER I	STNR	@NA	
STEINWA	LVB		15
STELLAR	3SLXCF	@NA	
STELLENT	STEL	@NA	
STEMCELL	STEM	@NA	
STEN COF	STEN	@NA	
STENA AB	0218B		13
STENTOR	SNTR	@NA	
STEPAN C	SCL	@NA	
STEPHAN	TSC	@NA	
STEREOT	STXS	@NA	
STERICYC	SRCL		13
STERIS C	STE	@NA	
STERLING	STL	@NA	
STERLING	SBIB	@NA	
STERLING	SPR	@NA	
STERLING	3SCHI	@NA	
STERLING	STV	@NA	
STERLING	SLFI	@NA	
STERLING	STSA	@NA	
STERLING	3SSUG	@NA	
STERLITE	SGDTF	@NA	
STEVENS	SVEIA	@NA	
STEWART	SVC	@NA	
STEWART	WPL	@NA	
STEWART	STEI		14
STEWART	STC	@NA	
STIFEL FI	SF	@NA	
STILLWAT	SWC		15
STM WIRE	STMIQ	@NA	
STMICROE	STM		9
STOCKER	STKR	@NA	
STOCKGR	3SWEB	@NA	
STOLT OF	SOSA	@NA	
STOLT-NIE	SNSA	@NA	

STONE & \	SWBIQ	@NA	
STONE EN	SGY		14
STONEMC	STON	@NA	
STONEPA	STG	@NA	
STONERID	SRI		15
STORA EN	SEO		10
STORAGE	SOSO	@NA	
STORAGE	SENGQ	@NA	
STORAGE	STK	@NA	
STRATAB/	3SBASF	@NA	
STRATAGI	STGN	@NA	
STRATAS\	SSYS	@NA	
STRATEGI	SDIX	@NA	
STRATEGI	STRD	@NA	
STRATEGI	SGL	@NA	
STRATEGI	SLH	@NA	
STRATESI	SFTC	@NA	
STRATEX	STXN	@NA	
STRATFOI	3STFA	@NA	
STRATOS	STLW	@NA	
STRATTEC	STRT	@NA	
STRATUS	STRS	@NA	
STRATUS	3SSVG	@NA	
STRAYER	STRA	@NA	
STREETTI	FEZ	@NA	
STREETTI	DGT	@NA	
STREETTI	ELG	@NA	
STREETTI	ELV	@NA	
STREETTI	DSG	@NA	
STREETTI	DSV	@NA	
STREETTI	FEU	@NA	
STREETTI	FFF	@NA	
STREETTI	GLD	@NA	
STREETTI	MTK	@NA	
STREETTI	MII.2	@NA	
STREETTI	OOO	@NA	
STREETTI	RWR	@NA	
STREICHE	FUEL	@NA	
STRIDE RI	SRR	@NA	
STRONGH	3SGHT	@NA	
STRYKER	SYK		8
STUDENT	STU	@NA	
STURGIS I	STBI	@NA	
STURM RU	RGR	@NA	
SUBURBA	SPH		15
SUEZ -AD	SZE		9
SUFFOLK	SUBK	@NA	
SULPHCO	3SLPH	@NA	
SUMITOM	SMFJY		9
SUMMA IN	SUMX	@NA	
SUMMIT B	SBIT	@NA	

SUMMIT B	SBGA	@NA	
SUMMIT E	3SEVT	@NA	
SUMMIT F	SUMM	@NA	
SUMMIT P	SMT	@NA	
SUMMUS I	3SMMU	@NA	
SUMTOTA	SUMTE	@NA	
SUN BANC	SNBC	@NA	
SUN COMI	SUI	@NA	
SUN HEAL	SUNH	@NA	
SUN HYDF	SNHY	@NA	
SUN LIFE	SLF		7
SUN MICR	SUNW		13
SUN OIL &	3SUOG	@NA	
SUNAIR EI	SNR	@NA	
SUNCOM \	TPC	@NA	
SUNCOR E	SU		9
SUNDAY C	SDAY	@NA	
SUNESIS I	SNSS	@NA	
SUNGARD	SDS		10
SUNLINK I	SSY	@NA	
SUNOCO I	SUN		11
SUNOCO I	SXL		11
SUNOPTA	STKL	@NA	
SUNRISE I	3SRRE	@NA	
SUNRISE :	SRZ		15
SUNRISE '	SRTI	@NA	
SUNSET F	SFO	@NA	
SUNSTON	SHO	@NA	
SUNTERR	SNRR	@NA	
SUNTRON	SUNN	@NA	
SUNTRUS	STI		7
SUNTRUS	STI.R	@NA	
SUPER EN	SYIV	@NA	
SUPER VIS	SUPVA	@NA	
SUPERCLI	3SPCK	@NA	
SUPERCO	SCON	@NA	
SUPERGE	SUPG	@NA	
SUPERIOF	SPN		14
SUPERIOF	SPSX		16
SUPERIOF	3SPGR	@NA	
SUPERIOF	SUP	@NA	
SUPERIOF	SGC	@NA	
SUPERME	UNRMY	@NA	
SUPERTE:	SUPX	@NA	
SUPERVA	SVU		11
SUPPORT	SPRT	@NA	
SUPREME	STS	@NA	
SURE TRA	3SSTYE	@NA	
SURETY C	SRYP	@NA	
SUREWES	SURW	@NA	
SURMODI	SRDX	@NA	

SUSQUEH	SUSQ		11
SUSQUEH	0302B		15
SUSSEX B	SBB	@NA	
SUTRON (	3STRN	@NA	
SUTTER H	3SRHI	@NA	
SVB CAPI	SIVBO	@NA	
SVB FINAI	SVBF	@NA	
SVC FINAI	SVCX	@NA	
SVENSKA	3SVCBY		9
SVT INC	SVTV	@NA	
SWANK IN	SNKI	@NA	
SWIFT EN	SFY		15
SWIFT TR/	SWFT	@NA	
SWISS HE	SWZ	@NA	
SWISS RE	SWCEY		5
SWISSCOI	SCM	@NA	
SWS GRO	SWS	@NA	
SYBARI S(	SYBS	@NA	
SYBASE II	SY	@NA	
SYBRON I	SYD		13
SYCAMOF	SCMR	@NA	
SYKES EN	SYKE	@NA	
SYMANTE	SYMC	@NA	
SYMBIAT I	SYBA	@NA	
SYMBION	SMBI	@NA	
SYMBOL T	SBL	@NA	
SYMBOLL(	3SYMBA	@NA	
SYMMETR	SYMM	@NA	
SYMMETR	SMA	@NA	
SYMPHON	3SMPX	@NA	
SYMS COI	SYM	@NA	
SYMYX TE	SMMX	@NA	
SYNAGRC	SYGR		15
SYNALLO'	SYNL	@NA	
SYNAPTIC	SYNA	@NA	
SYNBIOTI(	SBIO	@NA	
SYNDICAT	3SYFSE	@NA	
SYNERGX	SYNX	@NA	
SYNERGY	SYBR	@NA	
SYNERGY	SYNF	@NA	
SYNERON	ELOS	@NA	
SYNETICS	SYSN	@NA	
SYNGENT	SYT		9
SYNIVERS	SVR.P	@NA	
SYNIVERS	SVR	@NA	
SYNNEX C	SNX	@NA	
SYNOPSY	SNPS	@NA	
SYNOVIS I	SYNO	@NA	
SYNOVUS	SNV		8
SYNPLICIT	SYNP	@NA	
SYNTA PH	SNTA	@NA	

SYNTEL IN	SYNT	@NA	
SYNTHEM	3SYMD	@NA	
SYNTHETI	NZYM	@NA	
SYNTHETI	3SYBD	@NA	
SYNTROLI	SYNM	@NA	
SYPRIS S(	SYPR	@NA	
SYRATECI	SYRA	@NA	
SYS	SYS	@NA	
SYSCO C(	SYY		6
SYSTEM E	ETR6		12
SYSTEMA	SYX	@NA	
SYSTEMO	STEK	@NA	
T J T INC	AXLE	@NA	
T-3 ENER(	TTES	@NA	
TAG OIL L	3TAGOF	@NA	
TAG-IT PA	TAG	@NA	
TAITRON (	TAIT	@NA	
TAIWAN F	TWN	@NA	
TAIWAN G	TFC	@NA	
TAIWAN S	TSM	@NA	
TAKE-TW(	TTWO	@NA	
TALBOTS	TLB	@NA	
TALISMAN	TLM		10
TALISMAN	BATTQ	@NA	
TALK AME	TALK	@NA	
TALX COR	TALX	@NA	
TAMPA EL	TE1		12
TANDY BR	TBAC	@NA	
TANGER F	SKT		12
TANKLESS	3TSYW	@NA	
TANOX IN(	TNOX	@NA	
TAPESTR\	TPPH	@NA	
TARANTEI	3TTLA	@NA	
TARGACE	TRGT	@NA	
TARGET C	TGT		7
TARGET L	3TARG	@NA	
TARGETEI	TGEN	@NA	
TARO PHA	TARO	@NA	
TARPON (	3TCBA	@NA	
TARPON I	TPO	@NA	
TARRAGO	TARR	@NA	
TARRANT	TAGS	@NA	
TASEKO M	TGB	@NA	
TASER IN	TASR	@NA	
TASKER C	3TKER	@NA	
TASTY BA	TBC	@NA	
TASTY FR	3TFRYE	@NA	
TAT TECH	TATTF	@NA	
TATA MOT	TTM	@NA	
TATE & LY	TATYY		11
TAUBMAN	TCO		13

TAYCO DE	3TYCO	@NA	
TAYLOR C	TAYC	@NA	
TAYLOR D	TAYD	@NA	
TAYLOR M	TMDN	@NA	
TB WOOD	TBWC	@NA	
TBC CORF	TBCC	@NA	
TBS INTL I	TSI	@NA	
TC PIPELI	TCLP	@NA	
TCF FINAN	TCB		10
TCW CON	CVT	@NA	
TCW/DW T	TRM.2	@NA	
TCW/DW T	TMT	@NA	
TD BANKN	BNK		11
TDC A/S -	TLD		10
TDK CORF	TDK		6
TE PRODU	DUK4		11
TEAM AME	TMOSQ	@NA	
TEAM FIN/	TFIN	@NA	
TEAM HEA	0303B		16
TEAM INC	TMI	@NA	
TEAMSTA	TSTF	@NA	
TEARDRO	TDRPQ	@NA	
TECH DAT	TECD		12
TECH FLA	TFF	@NA	
TECH LAB	3TCHL	@NA	
TECH OPS	TO	@NA	
TECHE HC	TSH	@NA	
TECHNE C	TECH	@NA	
TECHNICA	3TCCO	@NA	
TECHNICA	TOA		16
TECHNICA	TEVT	@NA	
TECHNIP -	TKP		10
TECHNITR	TNL	@NA	
TECHNOL	TCGN	@NA	
TECHNOL	TICC	@NA	
TECHNOL	TRCI	@NA	
TECHNOL	TSCC	@NA	
TECHNOP	3TNOLF	@NA	
TECHTEA	TEAM	@NA	
TECNOMA	TCNO	@NA	
TECO ENE	TE		14
TECUMSE	TECUA	@NA	
TEDA TEC	0361B	@NA	
TEEKAY L	TGP	@NA	
TEEKAY S	TK		13
TEFRON L	TFR	@NA	
TEGAL CC	TGAL	@NA	
TEJAS INC	3TEJS	@NA	
TEJON RA	TRC	@NA	
TEKELEC	TKLC	@NA	
TEKNI-PLE	3368B		19

TEKNOWL	TEKC	@NA	
TEKTRON	TEK		13
TEKTRON	TEK.P	@NA	
TEL OFFS	TELOZ	@NA	
TEL-INSTF	TIK	@NA	
TELE CEN	TRO	@NA	
TELE LES	TBE	@NA	
TELE NOR	TCN	@NA	
TELE NOR	TNE		14
TELE SUD	TSD	@NA	
TELE2 AB	TLTOB	@NA	
TELECOM	TEO		27
TELECOM	NZT		8
TELECOM	TTH	@NA	
TELECOM	TI		10
TELECOM	TBH	@NA	
TELECOM	TSP	@NA	
TELECOM	TSYS	@NA	
TELECOM	0304B		10
TELEDIGI	TLDG	@NA	
TELEDYNE	TDY	@NA	
TELEFLEX	TFX	@NA	
TELEFONI	TAR	@NA	
TELEFONI	TEM	@NA	
TELEFONI	TEF		8
TELEFON(	TMX		10
TELEKOM	TKA		11
TELEKOM	TLK		14
TELEMETI	TLXT	@NA	
TELEMIG (	TMB	@NA	
TELENETI	3TLNTE	@NA	
TELENOR	TELN		9
TELEPHOI	TDS		9
TELEPLUS	3TLPE	@NA	
TELESIS N	TNCVF	@NA	
TELESP C	TCP	@NA	
TELESYST	TIWI		15
TELETECH	TTEC	@NA	
TELETOU(	TLL	@NA	
TELEVIDE	TELV	@NA	
TELEWES	TLWT	@NA	
TELEX CO	9721B		17
TELIASON	TLSNY		8
TELIK INC	TELK	@NA	
TELKOM S	TKG	@NA	
TELKONE	TKO	@NA	
TELLABS I	TLAB	@NA	
TELLABS I	TLAB.P	@NA	
TELOS CC	6534C	@NA	
TELSTRA	TLS		7
TELTRONI	3TELT	@NA	

TELULAR	WRLS	@NA	
TELUM IN	TLMIF	@NA	
TELUS CO	TU		11
TELYNX IN	TLYN	@NA	
TEMCO SE	TMCO	@NA	
TEMPLE-IN	TIN		11
TEMPLE-IN	TIN.F	@NA	
TEMPLETO	TCH	@NA	
TEMPLETO	TDF	@NA	
TEMPLETO	EMF	@NA	
TEMPLETO	TEI	@NA	
TEMPLETO	GIM	@NA	
TEMPLETO	TRF	@NA	
TEMPORA	3TPFS	@NA	
TEMPUR F	TPX		15
TEMTEX IN	TMTX	@NA	
TENARIS S	TS	@NA	
TENDERC	3TCAR	@NA	
TENET HE	THC		17
TENET INF	3TISI	@NA	
TENFOLD	3TENF	@NA	
TENGASC	TGC	@NA	
TENGTU II	3TNTU	@NA	
TENNANT	TNC	@NA	
TENNECO	TEN		16
TENNESSI	TEN5		18
TENNESSI	3015A		2
TEPPCO F	TPP		11
TERADYN	TER	@NA	
TERAFOR	3TERA	@NA	
TERAYON	TERN		18
TERCICA I	TRCA	@NA	
TEREX CO	TEX		15
TERRA INI	TRA		16
TERRA NE	TRRA	@NA	
TERRA NI	TNH	@NA	
TERREMA	TWW	@NA	
TESCO CO	TESOF	@NA	
TESORO C	TSO		13
TESSCO T	TESS	@NA	
TESSERA	TSRA	@NA	
TESSERA	TSSTQ	@NA	
TETON PE	TPE	@NA	
TETRA TE	TTEK	@NA	
TETRA TE	TTI	@NA	
TEVA PHA	TEVA		11
TEXAS CA	TCBI	@NA	
TEXAS EA	PEL5	@NA	
TEXAS GA	4093A		10
TEXAS INI	TXI		15
TEXAS INS	TXN		8

TEXAS NE	TNP1		13
TEXAS PA	TPL	@NA	
TEXAS RE	TRBS	@NA	
TEXAS RC	TXRH	@NA	
TEXAS UT	TXUI	@NA	
TEXAS VA	3TVOC	@NA	
TEXEN OII	3TXEOE	@NA	
TEXTRON	0123B		9
TEXTRON	TXT		9
TEXTRON	TXT.F	@NA	
TF FINANC	THRD	@NA	
TGC INDU	TGE	@NA	
TGFIN HO	3TGFN	@NA	
TGT PIPEL	LTR2	@NA	
THACKER.	3THKY	@NA	
THAI CAPI	TF	@NA	
THAI FUNI	TTF	@NA	
THANE IN	THAN	@NA	
THEGLOB	3TGLO	@NA	
THERAGE	TGX	@NA	
THERAVA	THRX	@NA	
THERMA \	TWAV	@NA	
THERMAD	3THMD		18
THERMAL	THES	@NA	
THERMO E	TMO		10
THERMOD	3TDYT	@NA	
THERMOE	3TMEN	@NA	
THERMOC	KOOL	@NA	
THERMOV	THV	@NA	
THESTREI	TSCM	@NA	
THINKPAT	3THTHF	@NA	
THIRD WA	TWTI	@NA	
THL BEDD	0560B	@NA	
THOMAS &	TNB		12
THOMAS (	3TGIS	@NA	
THOMAS I	TII	@NA	
THOMAS F	TPGI	@NA	
THOMSON	TMS		10
THOMSON	TOC		9
THOR IND	THO	@NA	
THORATE	THOR	@NA	
THORNBU	TMA		14
THQ INC	THQI	@NA	
THREE-FI\	TFS	@NA	
THRESHO	THLD	@NA	
THRIVENT	9777B	@NA	
TIAA-CREI	9933B		2
TIB FINAN	TIBB	@NA	
TIBCO SO	TIBX	@NA	
TICKETS.C	TIXX	@NA	
TIDELAND	3TIDE	@NA	

TIDELAND	3TIRTZ	@NA	
TIDEWATE	TDW	@NA	
TIENS BIO	TBV	@NA	
TIER TECH	TIER	@NA	
TIERONE (	TONE	@NA	
TIFFANY &	TIF	@NA	
TIGER TEI	TGTL	@NA	
TII NETWC	TIII	@NA	
TIKCRO TI	3TKCRF	@NA	
TIM HELLA	TIMHY	@NA	
TIM PARTI	TSU	@NA	
TIMBERLA	TSBK	@NA	
TIMBERLA	TBL	@NA	
TIMCO AV	3TMAS	@NA	
TIME AME	3TMAM	@NA	
TIME WAR	TWX		10
TIME WAR	TWX.M	@NA	
TIME WAR	TWTC		17
TIMELINE	3TMLN	@NA	
TIMKEN C	TKR		12
TIPPERAR	TPY	@NA	
TIS MORT	TISM	@NA	
TISSERA I	3TSSR	@NA	
TITAN COI	TTN		15
TITAN INT	TWI	@NA	
TITAN PHA	TTP	@NA	
TITAN TEC	3TITT	@NA	
TITANIUM	TIE		16
TIVO INC	TIVO	@NA	
TJX COMF	TJX		8
TL ADMINI	TLADQ	@NA	
TLC VISIO	TLCV	@NA	
TM CENTU	TMCI	@NA	
TMS INC	3TMSS	@NA	
TNP ENTE	0223B		13
TNR TECH	3TNRK	@NA	
TNS INC	TNS	@NA	
TODAYS M	TMANQ	@NA	
TODCO	THE	@NA	
TODD SHI	TOD	@NA	
TOFUTTI E	TOF	@NA	
TOKHEIM	THMC	@NA	
TOLEDO E	CX1		12
TOLERRX	TLRX	@NA	
TOLL BRO	TOL		12
TOLLGRAI	TLGD	@NA	
TOM'S FO	9890B		27
TOMKINS	TKS	@NA	
TOMMY HI	TOM		15
TOMPKINS	TMP	@NA	
TOO INC	TOO	@NA	

TOOTSIE I	TR	@NA	
TOP IMAG	TISA	@NA	
TOP TANK	TOPT	@NA	
TOPAZ GF	TPZG	@NA	
TOPPS CC	TOPP	@NA	
TOR MINE	TORM	@NA	
TORCH EN	TRU	@NA	
TORCH OI	TORCQ	@NA	
TORCHMA	TMK		7
TOREADO	TRGL	@NA	
TORO CO	TTC		12
TOROTEL	TTLO	@NA	
TORPEDO	3TPDO	@NA	
TORRENT	3TREN	@NA	
TORTOISE	TYG	@NA	
TOSHIBA (	TOSBF		11
TOTAL EN	TENT	@NA	
TOTAL SA	TOT		5
TOTAL SY	TSS	@NA	
TOTH ALU	TOTH	@NA	
TOUCH AN	TCAHQ	@NA	
TOUCHST	3TASA	@NA	
TOUCHST	3TSSW	@NA	
TOUCHTU	3TTMC	@NA	
TOWER AI	TWRAQ	@NA	
TOWER B/	3TOBC	@NA	
TOWER FI	TOFC	@NA	
TOWER G	TWGP	@NA	
TOWER PI	3TPOP	@NA	
TOWER SI	TSEM	@NA	
TOWN & C	TCT	@NA	
TOWN SP(	0305B		17
TOYOTA M	TM		2
TOYOTA M	5672A		2
TOYS R U!	TOY		14
TPC LIQUI	TPLQ	@NA	
TPG NV -/	TP		8
TRACK DA	TRAC	@NA	
TRACK N	TKTL	@NA	
TRACKER	TRKR	@NA	
TRACKPO	3TPWR	@NA	
TRACTOR	TSCO	@NA	
TRADEQU	3TQSTE	@NA	
TRADEST/	TRAD	@NA	
TRAFFIX II	TRFX	@NA	
TRAILER E	TRBR		18
TRAMFOR	TRFDF	@NA	
TRAMMEL	TCC	@NA	
TRANS EN	3TENG	@NA	
TRANS GL	TGSI	@NA	
TRANS OF	3TOPLF	@NA	

TRANS W(	3TWOC	@NA	
TRANS W(	TWMC	@NA	
TRANS-IN	TRNI	@NA	
TRANS-LU	TLX	@NA	
TRANSAC	TACT	@NA	
TRANSAL	TAC		12
TRANSAM	TA2	@NA	
TRANSAM	TAI	@NA	
TRANSATI	TRH	@NA	
TRANSBO	3TNSB	@NA	
TRANSCA	TRP		9
TRANSCA	TRNS	@NA	
TRANSCE	TRCR	@NA	
TRANSCO	TRCXY	@NA	
TRANSCO	E1		16
TRANSCO	TCI	@NA	
TRANSDIC	0306B	@NA	
TRANSGE	TRGNY	@NA	
TRANSGE	TBIO	@NA	
TRANSGL	TGA	@NA	
TRANSKA	TKTX	@NA	
TRANSME	TMY	@NA	
TRANSME	TMTA	@NA	
TRANSMC	TMG		15
TRANSMC	TLP	@NA	
TRANSNA	TFN	@NA	
TRANSNA	TRSN	@NA	
TRANSNE	3TRNT		9
TRANSOC	RIG		9
TRANSPO	TCAM	@NA	
TRANSPO	TTII	@NA	
TRANSPO	3TSFVE	@NA	
TRANSPO	TGS		18
TRANSPR	TPR	@NA	
TRANSTE	3TRTI	@NA	
TRANSTE	TTLG	@NA	
TRANSWI	TXCC	@NA	
TRAVELCI	0307B		15
TRAVELZ(	TZOO	@NA	
TRAVIS B(	TRVS	@NA	
TRC COS	TRR	@NA	
TREDEGA	TG	@NA	
TREECON	TCRS	@NA	
TREND MI	TMIC		14
TRENWICI	TWKGQ		27
TRESTLE	3TLHO	@NA	
TREX CO	TWP	@NA	
TRI-CONT	TY	@NA	
TRI-S SEC	TRIS	@NA	
TRI-VALLE	TIV	@NA	
TRIAD GU	TGIC		8

TRIAD HO	TRI		15
TRIARC C	TRY.B	@NA	
TRIBUNE (	TRB		8
TRICO BA	TCBK	@NA	
TRICO MA	3TRMA	@NA	
TRICOM S	TRICY	@NA	
TRICORD	TRCDQ	@NA	
TRIDENT I	TRID	@NA	
TRIDEX C	3TRDXQ	@NA	
TRIKON TI	TRKN	@NA	
TRIMAS C	0517B		16
TRIMBLE I	TRMB	@NA	
TRIMEDYN	3TMED	@NA	
TRIMERIS	TRMS	@NA	
TRIMOL G	3TMOL	@NA	
TRINITY B	TRIB	@NA	
TRINITY IN	TRN		14
TRINITY L	3TTYL	@NA	
TRINSIC IN	TRIN	@NA	
TRINTECH	TTPA	@NA	
TRIO-TEC	TRT	@NA	
TRIPATH I	TPTH	@NA	
TRIPATH T	TRPH	@NA	
TRIPLE P	TPPP	@NA	
TRIPOS IN	TRPS	@NA	
TRIQUINT	TQNT	@NA	
TRIUMPH	TGI	@NA	
TRIZEC PR	TRZ	@NA	
TRIZETTO	TZIX	@NA	
TRM CORI	TRMM		16
TRNSACT	TSAI	@NA	
TROPICAL	TSICQ	@NA	
TROY GR	TROY	@NA	
TRUDY C	TRDY	@NA	
TRUMP AT	0308B	@NA	
TRUMP H	3DJTCQ	@NA	
TRUSERV	2289B	@NA	
TRUST CT	TZE	@NA	
TRUSTCO	TRST	@NA	
TRUSTMA	TRMK		10
TRUSTRE	TSY	@NA	
TRW AUT	TRW	@NA	
TRW AUT	0335B		13
TS&W CLA	TYW	@NA	
TSAKOS E	TNP	@NA	
TSR INC	TSRI	@NA	
TTI TEAM	TTIL	@NA	
TTM TECH	TTMI	@NA	
TUCOWS	3TCOW	@NA	
TUCSON E	UNS1		14
TUDOR C	TDRLF	@NA	

TUESDAY	TUES	@NA	
TUFCO TE	TFCO	@NA	
TUMBLEW	TMWD	@NA	
TUNEX IN	3TNEX	@NA	
TUPPERW	TUP		13
TURBOCH	TCF	@NA	
TURBODY	3TRBDE	@NA	
TURKCELI	TKC	@NA	
TURKISH I	TKF	@NA	
TURNSTO	TSTN	@NA	
TUT SYST	TUTS	@NA	
TUTOGEN	TTG	@NA	
TUXIS CO	TUX	@NA	
TV AZTEC	TZA	@NA	
TVC TELE	TVCE	@NA	
TVI CORP	TVIN	@NA	
TVIA INC	TVIA	@NA	
TWEETER	TWTR	@NA	
TWENTY S	2323B	@NA	
TWIN DIS	TWIN	@NA	
TXU CORP	TXU		11
TXU ENER	TXU4		11
TXU GAS	TXU2	@NA	
TXU US H	TXU1		11
TYCO INTI	TYC		11
TYCO INTI	TYC.M	@NA	
TYLER TE	TYL	@NA	
TYSON FC	TSN		11
U S AGGR	AGATQ	@NA	
U S ANTIM	3UAMY	@NA	
U S B HOL	UBH	@NA	
U S BANC	USB		7
U S CAN C	0403B		17
U S CONC	RMIX		16
U S DIAGN	3USDL	@NA	
U S ENER	USEG	@NA	
U S ENER	USEY	@NA	
U S GLOB	GROW	@NA	
U S GOLD	3USGL	@NA	
U S HOME	USHS	@NA	
U S LIME &	USLM	@NA	
U S MARIN	0225B	@NA	
U S MICR	3BUGS	@NA	
U S PHYSI	USPH	@NA	
U S PLAST	USPL	@NA	
U S REST	USV	@NA	
U-STORE-	YSI	@NA	
UAL CORP	3UALAQ		27
UAP HOLD	UAPH	@NA	
UBIQUITE	UPCS		19
UBS AG	UBS		4

UCAP INC	UCAP	@NA	
UCBH HOI	UCBH	@NA	
UCI MEDIC	3UCIA	@NA	
UFP TECH	UFPT	@NA	
UGI CORP	UGI	@NA	
UGI UTILIT	UGI1	@NA	
UICI	UCI		12
UIL HOLDI	UIL	@NA	
ULTICOM	ULCM	@NA	
ULTIMATE	ULTEQ	@NA	
ULTIMATE	3UFSY	@NA	
ULTIMATE	ULTI	@NA	
ULTRA CL	UCTT	@NA	
ULTRA MC	UMCC	@NA	
ULTRA PE	UPL	@NA	
ULTRADA	3ULTR	@NA	
ULTRALIFI	ULBI	@NA	
ULTRAPAI	UGP	@NA	
ULTRATEC	UTEK	@NA	
UMB FINA	UMBF		9
UMPQUA I	UMPQ	@NA	
UNIBANCC	UBB		14
UNICA CO	UNCA	@NA	
UNICO AM	UNAM	@NA	
UNIFAB IN	UFAB	@NA	
UNIFI INC	UFI		18
UNIFIED W	3089B	@NA	
UNIFIRST	UNF	@NA	
UNIFRAX (	0310B		16
UNIFY CO	3UNFY	@NA	
UNIGENE	3UGNE	@NA	
UNILENS \	3UVICF	@NA	
UNILEVER	UNUL.CM	@NA	
UNILEVER	UN		7
UNILEVER	UL		7
UNIMARK	UNMG	@NA	
UNION BA	UBSH	@NA	
UNION BA	UNB	@NA	
UNION CA	DOW2		12
UNION CM	UCBC	@NA	
UNION ELI	AEE1		9
UNION FIN	UFBS	@NA	
UNION LIC	7484B		10
UNION PA	UNP		11
UNION TA	4168A		7
UNIONBAN	UB		9
UNIONBAN	UBCD	@NA	
UNIROYAL	UTCIQ	@NA	
UNISOURC	UNS	@NA	
UNISYS C	UIS		13
UNIT COR	UNT	@NA	

UNITED AI	UAL1		27
UNITED AI	INDM	@NA	
UNITED AI	3UAMA	@NA	
UNITED AI	UAHC	@NA	
UNITED AI	UAG		15
UNITED B/	UBCP	@NA	
UNITED B/	UBOH	@NA	
UNITED B/	UBSI	@NA	
UNITED BI	UNEWY		12
UNITED C/	AFP	@NA	
UNITED C	UCBI	@NA	
UNITED C	UCFC	@NA	
UNITED C	3UCPJ	@NA	
UNITED C	0469B		15
UNITED DI	UDI		13
UNITED D	UDR		11
UNITED EI	3UNRG	@NA	
UNITED FI	UBMT	@NA	
UNITED FI	UFM	@NA	
UNITED FI	UFCS		8
UNITED HI	UHCP	@NA	
UNITED IN	UIC	@NA	
UNITED IN	0311B		16
UNITED LE	UTDL	@NA	
UNITED M	3UMCI	@NA	
UNITED M	UMH	@NA	
UNITED N/	UNFI	@NA	
UNITED O	UNTD		17
UNITED O	UOVEY		7
UNITED P/	UPFC	@NA	
UNITED P/	UPS		2
UNITED RI	9802B		18
UNITED RI	URI		14
UNITED RI	URGI	@NA	
UNITED SI	USBI	@NA	
UNITED SI	UBFO	@NA	
UNITED S	9352B	@NA	
UNITED S	X		14
UNITED S	USTR		14
UNITED SI	USPI		15
UNITED S	3USTI	@NA	
UNITED TE	UTX		8
UNITED TE	FON6	@NA	
UNITED TE	UTBI	@NA	
UNITED TI	UTHR	@NA	
UNITED TI	3UTGI	@NA	
UNITED U	UU		9
UNITED-G	UG	@NA	
UNITEDGL	UCOMA		17
UNITEDHE	UNH		8
UNITIL CO	UTL	@NA	

UNITRIN II	UTR		10
UNITRONI	UTRX	@NA	
UNITY BAI	UNTY	@NA	
UNIVEC IN	3UNVCE	@NA	
UNIVERCE	3UVCL	@NA	
UNIVERSA	UAXSQ	@NA	
UNIVERSA	UHCO		12
UNIVERSA	UVSL	@NA	
UNIVERSA	3UCSY	@NA	
UNIVERSA	UCO		15
UNIVERSA	0312B		15
UNIVERSA	UVV		10
UNIVERSA	3UDTT	@NA	
UNIVERSA	PANL	@NA	
UNIVERSA	UEIC	@NA	
UNIVERSA	3USXP	@NA	
UNIVERSA	3UFBV	@NA	
UNIVERSA	UFPI	@NA	
UNIVERSA	UHT	@NA	
UNIVERSA	UHS		11
UNIVERSA	3UHMG	@NA	
UNIVERSA	0574B		16
UNIVERSA	3UVIH	@NA	
UNIVERSA	UUU	@NA	
UNIVERSA	UTI	@NA	
UNIVERSA	UACL	@NA	
UNIVERSE	3UTOUE	@NA	
UNIVERSI	UNIB	@NA	
UNIVEST (	UVSP	@NA	
UNIVISION	UVN		12
UNIZAN FI	UNIZ	@NA	
UNOCAL (	UCL		10
UNOVA IN	UNA		16
UNUMPRC	UNM		13
UNVL STA	USAP	@NA	
UPM-KYMI	UPM		11
UQM TECH	UQM	@NA	
URALSVY/	UVYZY		16
URANIUM	3URIX	@NA	
URANIUM	URSG	@NA	
URBAN OU	URBN	@NA	
UROLOGI	ULGX	@NA	
UROPLAS	3UPST	@NA	
URS CORI	URS		14
URSTADT	UBA	@NA	
US 1 INDU	3USOO	@NA	
US AIRWA	3UAIRQ		27
US CELLU	USM		9
US DATAV	UDW	@NA	
US GLOBA	3USGA	@NA	
US LEC C(	CLEC		18

US MEDS\	3UMSY	@NA	
US REALT	YYLRA	@NA	
US SHIPPI	USS	@NA	
US TIMBEI	0309B	@NA	
US UNWIF	UNWR		19
US WIREL	USWE	@NA	
US XPRES	XPRSA	@NA	
USA BIOM	USBCQ	@NA	
USA MOBI	USMO	@NA	
USA TECH	3USTT	@NA	
USA TRUC	USAK	@NA	
USA VIDE(	3USVO	@NA	
USANA HE	USNA	@NA	
USEC INC	USU		15
USF CORF	USFC		10
USG CORI	USG	@NA	
USHEALTI	3USHE	@NA	
USI HOLDI	USIH		15
USINTERN	USIXQ	@NA	
USIP COM	3USPO	@NA	
USN CORI	USNR	@NA	
UST INC	UST		8
USTMAN T	3USTX	@NA	
USURF AM	3USUR	@NA	
UTAH MEI	UTMD	@NA	
UTD ARTIS	8464B	@NA	
UTD MICR	UMC		10
UTEK COF	UTK	@NA	
UTI WORL	UTIW	@NA	
UTILITIES	UTH	@NA	
UTSTARC(	UTSI	@NA	
V-ONE CO	VNECQ	@NA	
V3 SEMIC(	VVVIQ	@NA	
VA SOFTW	LNUX	@NA	
VAALCO E	EGY	@NA	
VAIL BANK	VAIL	@NA	
VAIL RESC	MTN		15
VALASSIS	VCI		12
VALEANT	VRX		15
VALENCE	VLNC	@NA	
VALENTIS	VLTS	@NA	
VALEO SA	3VLEEY	@NA	
VALERA P	VLRX	@NA	
VALERO E	VLO		12
VALERO L	VLI		11
VALHI INC	VHI		14
VALLEY B/	VLLY	@NA	
VALLEY F(	VLFG	@NA	
VALLEY M	3VMIQE	@NA	
VALLEY N.	VLY		9
VALLEY N.	VLG	@NA	

VALMONT	VMI		14
VALOR CC	VCG		15
VALPEY-F	VPF	@NA	
VALSPAR	VAL		11
VALUE LIN	VALU	@NA	
VALUECLI	VCLK	@NA	
VALUEVIS	VVTV	@NA	
VAN DER I	VDM	@NA	
VAN KAMF	VOQ	@NA	
VAN KAMF	VPQ	@NA	
VAN KAMF	VKI	@NA	
VAN KAMF	VKA	@NA	
VAN KAMF	VAP	@NA	
VAN KAMF	VVR	@NA	
VAN KAMF	VTN	@NA	
VAN KAMF	VTP	@NA	
VAN KAMF	VBF	@NA	
VAN KAMF	VKC	@NA	
VAN KAMF	VQC	@NA	
VAN KAMF	VCV	@NA	
VAN KAMF	VFM	@NA	
VAN KAMF	VIT	@NA	
VAN KAMF	VLT	@NA	
VAN KAMF	VIN	@NA	
VAN KAMF	VIG	@NA	
VAN KAMF	VMV	@NA	
VAN KAMF	VMT	@NA	
VAN KAMF	VOT	@NA	
VAN KAMF	VMO	@NA	
VAN KAMF	VKQ	@NA	
VAN KAMF	VNM	@NA	
VAN KAMF	VNV	@NA	
VAN KAMF	VOV	@NA	
VAN KAMF	VPV	@NA	
VAN KAMF	VKL	@NA	
VAN KAMF	VKS	@NA	
VAN KAMF	VIM	@NA	
VAN KAMF	VTF	@NA	
VAN KAMF	VIC	@NA	
VAN KAMF	VGM	@NA	
VAN KAMF	VTJ	@NA	
VAN KAMF	VKV	@NA	
VANGUAR	VGDAQ	@NA	
VANGUAR	VXF	@NA	
VANGUAR	0313B		17
VANGUAR	VBR	@NA	
VANGUAR	VTI	@NA	
VANTAGE	3VMDC	@NA	
VARCO IN	VRC		10
VARIAN IN	VARI	@NA	
VARIAN M	VAR	@NA	

VARIAN SI	VSEA	@NA	
VARSITY (	VSTY	@NA	
VARTECH	VRTK	@NA	
VASCO DA	VDSI	@NA	
VASCULAI	VASC	@NA	
VASO ACT	VAPH	@NA	
VASOGEN	VSGN	@NA	
VASOMED	VASO	@NA	
VASTERA	VAST	@NA	
VAXGEN II	VXGN	@NA	
VCA ANTE	WOOF		15
VCAMPUS	VCMP	@NA	
VCG HOLI	PTT	@NA	
VECTOR (	VGR	@NA	
VECTREN	VVC		9
VECTREN	AVU		9
VEECO IN	VECO	@NA	
VELCRO II	VELCF	@NA	
VELOCITY	VEXP	@NA	
VENDINGI	VNX	@NA	
VENTANA	VMSI	@NA	
VENTAS IN	VTR		14
VENTIV HI	VTIV	@NA	
VENTURE	3VCAT	@NA	
VENTURE	0328B	@NA	
VENUS EX	VENX	@NA	
VEOLIA EN	VE		10
VERADO H	VRDOQ	@NA	
VERAMAR	3VERA	@NA	
VERI-TEK	VCC	@NA	
VERIDICO	3VRDI	@NA	
VERIDIUM	3VRDM	@NA	
VERIFONE	PAY	@NA	
VERILINK	VRLK	@NA	
VERINT S'	VRNT	@NA	
VERISIGN	VRSN	@NA	
VERISITY	VRST	@NA	
VERITAS I	VTS		13
VERITAS S	VRTS		13
VERITEC I	3VRTC	@NA	
VERITY IN	VRTY	@NA	
VERIZON (	VZ		7
VERIZON I	VZ12	@NA	
VERIZON I	VZ13	@NA	
VERIZON I	VZ4	@NA	
VERIZON I	VZ1	@NA	
VERIZON I	VZ15	@NA	
VERIZON I	VZ2	@NA	
VERIZON I	VZ5	@NA	
VERIZON I	VZ8	@NA	
VERIZON I	VZ18		7

VERIZON S	VZ17		7
VERMONT	VPS	@NA	
VERMONT	BEAR	@NA	
VERMONT	3009B	@NA	
VERNALIS	VNLS	@NA	
VERSANT	VSNT	@NA	
VERSAR II	VSR	@NA	
VERSATA	VATA	@NA	
VERSO TE	VRSO	@NA	
VERSUS T	VSTI	@NA	
VERTEL C	VRTL	@NA	
VERTEX A	VRT	@NA	
VERTEX P	VRTX	@NA	
VERTICAL	3VHSL	@NA	
VERTICAL	VERT	@NA	
VERTRUE	VTRU		16
VESTA INS	VTA	@NA	
VESTAUR	VES	@NA	
VESTIN GI	VSTN	@NA	
VF CORP	VFC		9
VFINANCE	3VFIN	@NA	
VI GROUP	GVIPY	@NA	
VI TECHN	VITX	@NA	
VIA NET.W	VNWI	@NA	
VIACELL II	VIAC	@NA	
VIACOM IN	VIA.B		9
VIAD COR	VVI	@NA	
VIALTA IN	3VLTA	@NA	
VIANET TE	VNTK	@NA	
VIASAT IN	VSAT	@NA	
VIASOUR	VVVVQ	@NA	
VIASYS HE	VAS	@NA	
VICAL INC	VICL	@NA	
VICON FIB	VFOX	@NA	
VICON IND	VII	@NA	
VICOR CO	VICR	@NA	
VICTORIA	VIIN	@NA	
VICURON	MICU	@NA	
VIDEO CIT	VDCY	@NA	
VIDEO DIS	VIDE	@NA	
VIDEOLO	3VCTY	@NA	
VIDESH S	VSL	@NA	
VIE FINAN	VIFI	@NA	
VIEWCAST	3VCST	@NA	
VIEWPOIN	VWPT	@NA	
VIGNETTE	VIGN	@NA	
VIISAGE T	VISGE	@NA	
VILLAGE E	3VEDO	@NA	
VILLAGE S	VLGEA	@NA	
VIMPEL C	VIP		15
VINA CON	VCO	@NA	

VINEYARD	VNBC	@NA	
VINOBLE I	3VNBL	@NA	
VINTAGE I	VPI		15
VION PHA	VION	@NA	
VIOQUEST	3VQPH	@NA	
VIPER MO	BIK	@NA	
VIRAGE L(	VIRL	@NA	
VIRAGEN	VRA	@NA	
VIRAGEN	3VGNI	@NA	
VIRAL GEI	3VRAL	@NA	
VIRBAC C(	VBAC	@NA	
VIRCO MA	VIR	@NA	
VIRGIN EX	3VIRGY	@NA	
VIRGINIA (	VCBI	@NA	
VIRGINIA I	D1	@NA	
VIRGINIA I	VFGI	@NA	
VIROLOGI	VLGC	@NA	
VIROPHAF	VPHM	@NA	
VIRTGAME	3VGTI	@NA	
VIRTRA S\	3VTSI	@NA	
VIRYANET	VRYA	@NA	
VISCOUNT	3VSYS	@NA	
VISEON IN	3VSNI	@NA	
VISHAY IN	VSH		14
VISION-SC	VSCI	@NA	
VISKASE (	3VCIC		18
VISTA GOI	VGZ	@NA	
VISTACAR	VSTA	@NA	
VISTEON (	VC		16
VISUAL BI	3VBIB	@NA	
VISUAL NE	VNWK	@NA	
VISUALME	3VMCS	@NA	
VISX INC/I	EYE	@NA	
VITA FOOI	VSF	@NA	
VITACUBE	PRH	@NA	
VITAL IMA	VTAL	@NA	
VITAL LIVI	3VTLV	@NA	
VITAL SIG	VITL	@NA	
VITALSTA	3VTST	@NA	
VITALSTR	3VSTH	@NA	
VITECH AI	VTCHQ	@NA	
VITESSE S	VTSS	@NA	
VITRAN C(	VTNC	@NA	
VITRIA TE	VITR	@NA	
VITRO DIA	3VODG	@NA	
VITRO SO	VTO		17
VIVA INTE	3VIVI	@NA	
VIVENDI U	V		12
VIVID LEA	0563B	@NA	
VIVUS INC	VVUS	@NA	
VL DISSOI	VLDS	@NA	

VNU NV -/	VNUVY		11
VNUS MEI	VNUS	@NA	
VOCALTE(	VOCL	@NA	
VODAFON	VOD		8
VODAVI TI	VTEK	@NA	
VOICEFLA	VFNX	@NA	
VOLKSWA	VLKAY		9
VOLT INF(	VOL	@NA	
VOLTERR/	VLTR	@NA	
VOLUME S	0339B	@NA	
VOLVO AE	VOLVY	@NA	
VORNADC	VNO		10
VOTORAN	VCP	@NA	
VOXWARE	3VOXW	@NA	
VOYAGER	3VEII	@NA	
VPGI COR	3VPGI	@NA	
VSE CORF	VSEC	@NA	
VSI LIQUIE	VALE	@NA	
VSOURCE	3VSCE	@NA	
VUBOTICS	VBTC	@NA	
VULCAN II	VUL	@NA	
VULCAN M	VMC		7
VYREX CC	3VYRX	@NA	
VYYO INC	VYYO	@NA	
W HOLDIN	WHI	@NA	
W P CARE	WPC	@NA	
W&T OFFS	WTI	@NA	
W-H ENER	WHQ	@NA	
W-W CAPI	3WWCLE	@NA	
W3 GROU	3WWWT	@NA	
WABASH I	WNC	@NA	
WABTEC (	WAB		14
WACCAM/	WBNK	@NA	
WACHOVI.	WB		7
WACOAL (	WACLY	@NA	
WADDELL	WDR		11
WAINWRI(	WAIN	@NA	
WAKE FOI	3WAKE	@NA	
WAL MAR	3WMMBY	@NA	
WAL-MAR	WMT		5
WALGREE	WAG		7
WALKER F	3WLKF	@NA	
WALTER II	WLT		14
WANNIGA	WGAN	@NA	
WAREFOI	3WFRC	@NA	
WARNACC	WRNC		16
WARNER I	WMG	@NA	
WARP TE(	3WARP	@NA	
WARRANT	3WTEC	@NA	
WARREN I	WRES	@NA	
WARWICK	WWVYE	@NA	

WASHING	WBCO	@NA	
WASHING	WFSL	@NA	
WASHING	WGL1	@NA	
WASHING	WGII	@NA	
WASHING	WM1	@NA	
WASHING	WM		9
WASHING	WPO		7
WASHING	WRE		9
WASHING	WSB	@NA	
WASHING	WASH	@NA	
WASHTEN	TWH	@NA	
WASTE C(	WCN		13
WASTE IN	WWIN	@NA	
WASTE M/	WMI		11
WASTE SE	WSII		18
WASTE TE	3WTEK	@NA	
WATCHGU	WGRD	@NA	
WATER CI	3WTER	@NA	
WATER PI	PIK	@NA	
WATERFC	9871B		16
WATERFC	WATFZ		19
WATERLIN	WLKNQ	@NA	
WATERS (	WAT	@NA	
WATERS I	WTRS	@NA	
WATERSIE	WSCC	@NA	
WATSCO I	WSO	@NA	
WATSON I	WPI		12
WATSON \	WW	@NA	
WATTS W/	WTS		11
WAUSAU-I	WPP	@NA	
WAVE SYS	WAVX	@NA	
WAVECON	WVCM	@NA	
WAVERIDI	3WAVR	@NA	
WAXMAN	WXMN	@NA	
WAYCOOL	0333B	@NA	
WAYNE S/	WAYN	@NA	
WCA WAS	WCAA	@NA	
WCI COMI	WCI		14
WD-40 CO	WDFC	@NA	
WEATHER	WFT		10
WEB PRES	WEBP	@NA	
WEBB INT	3WEBB	@NA	
WEBCO IN	WEBO	@NA	
WEBEX C(	WEBX	@NA	
WEBFINAI	WEFN	@NA	
WEBMD C	HLTH	@NA	
WEBMETH	WEBM	@NA	
WEBSENS	WBSN	@NA	
WEBSIDES	WSSI	@NA	
WEBSTER	WCFB	@NA	
WEBSTER	WBS		12

WEBVAN (	WBVNQ	@NA	
WEGENEF	WGNR	@NA	
WEIDER N	WNI	@NA	
WEIGHT W	WTW		14
WEINGAR	WRI		8
WEIRTON	WRTLQ	@NA	
WEIS MAF	WMK	@NA	
WELLCAR	WCG	@NA	
WELLCHO	WC	@NA	
WELLCO E	WLC	@NA	
WELLMAN	WLM		16
WELLPOIN	WLP		10
WELLPOIN	WLP.R	@NA	
WELLS FA	WFC		6
WELLS FA	WSF	@NA	
WELLS FA	JWF	@NA	
WELLS FA	WPK	@NA	
WELLS FIN	WEFP	@NA	
WELLS-GA	WGA	@NA	
WELLSFO	WRP	@NA	
WENDY'S	WEN		10
WERNER I	WERN	@NA	
WERNER I	0314B		19
WESBANC	WSBC	@NA	
WESCAST	WCST	@NA	
WESCO FI	WSC	@NA	
WESCO IN	WCC	@NA	
WEST BAN	WTBA	@NA	
WEST CO/	WCBO	@NA	
WEST COI	WSTC	@NA	
WEST MAI	WMAR	@NA	
WEST PEN	AYE3	@NA	
WEST PH/	WST	@NA	
WESTAFF	WSTF	@NA	
WESTAIM	WEDX	@NA	
WESTAME	WABC	@NA	
WESTAR E	WR		13
WESTBAN	WBKC	@NA	
WESTCOA	WEH	@NA	
WESTCON	WCON	@NA	
WESTCOF	WES	@NA	
WESTELL	WSTL	@NA	
WESTERN	WIA	@NA	
WESTERN	WEA	@NA	
WESTERN	WIW	@NA	
WESTERN	WDC	@NA	
WESTERN	WGR		13
WESTERN	NU3		10
WESTERN	3WMGC	@NA	
WESTERN	3WPEC	@NA	
WESTERN	WSBA	@NA	

WESTERN	3WSRME	@NA	
WESTERN	WTZ	@NA	
WESTERN	3WSZZ	@NA	
WESTERN	WSTD	@NA	
WESTERN	WTTN	@NA	
WESTERN	WWTR	@NA	
WESTERN	WWCA		18
WESTFIEL	WFD	@NA	
WESTLAK	WLK	@NA	
WESTLAN	2461B	@NA	
WESTMOF	WLB	@NA	
WESTPAC	WBK		6
WESTPOIN	WSPTQ	@NA	
WESTWO(	TWDG	@NA	
WESTWO(	WHG	@NA	
WESTWO(	WON	@NA	
WET SEAL	WTSLA	@NA	
WEYCO G	WEYS	@NA	
WEYERHA	WY		11
WEYERHA	WY.F	@NA	
WFS FINA	WFSI	@NA	
WGL HOLI	WGL		6
WGNB CO	WGNB	@NA	
WH INTER	HLF1		14
WHEATON	WHT	@NA	
WHEELIN(	0219B		16
WHEELIN(	WPSC	@NA	
WHEELIN(	AEP7	@NA	
WHEREHC	WHENQ	@NA	
WHIRLPO(	WHR		10
WHITE ELI	WEDC	@NA	
WHITE HC	WHBK	@NA	
WHITE MT	WTM		12
WHITEHAI	JWL	@NA	
WHITEMAI	3WTMK	@NA	
WHITEWIN	WWLI	@NA	
WHITING F	WLL		16
WHITNEY	WTNY	@NA	
WHITNEY	3RUSS	@NA	
WHOLE F(	WFMI		12
WHOLE LI	3WLIV	@NA	
WHX COR	WHXCQ	@NA	
WI-FI TV IN	WFTV	@NA	
WICKES IN	WIKSQ	@NA	
WIDECOM	WIDE	@NA	
WIDEPOIN	3WDPT	@NA	
WILBER C	GIW	@NA	
WILD OAT	OATS	@NA	
WILEY (JC	JW.A	@NA	
WILLAMET	WVVI	@NA	
WILLBROS	WG	@NA	

WILLIAM L	WLS		16
WILLIAMS	WTU	@NA	
WILLIAMS	3WMCO	@NA	
WILLIAMS	WMB		16
WILLIAMS	WMSI	@NA	
WILLIAMS	0315B		17
WILLIAMS	WSM	@NA	
WILLIS GF	WSH		12
WILLIS LE	WLFC	@NA	
WILLOW C	WGBC	@NA	
WILMINGT	WL		9
WILSHIRE	WIBC	@NA	
WILSHIRE	WOC	@NA	
WILSON B	3WLBRE	@NA	
WILSON G	GB	@NA	
WILSONS	WLSN	@NA	
WIMM-BIL	WBD		16
WINCROF	WINN	@NA	
WIND RIVE	WIND	@NA	
WINDROS	WRS	@NA	
WINDSOR	0316B	@NA	
WINDSWE	3WEGI	@NA	
WINFIELD	3WCAP	@NA	
WINLAND	WEX	@NA	
WINMARK	WINA	@NA	
WINMAX T	WMTG	@NA	
WINMILL &	WNMLA	@NA	
WINN-DIXI	WNDXQ	@NA	
WINNEBA(	WGO	@NA	
WINSTON	WXH	@NA	
WINTRUST	WTFC	@NA	
WINWIN G	3WNWN	@NA	
WIPRO LT	WIT	@NA	
WIRELESS	WFII	@NA	
WIRELESS	WMH	@NA	
WIRELESS	WTT	@NA	
WIRELESS	3WIRX	@NA	
WISCONS	WEC2		9
WISCONS	WEC		10
WISCONS	WIC1		9
WISCONS	LNT1	@NA	
WISCONS	WPS1	@NA	
WITNESS	WITS	@NA	
WITS BAS	3WITM	@NA	
WIZZARD	3WIZD	@NA	
WJ COMM	WJCI	@NA	
WMC RES	WMC		11
WMS INDU	WMS	@NA	
WOLSELE	WOS	@NA	
WOLTERS	WTKWY		10
WOLVERI	WLV		17

WOLVERII	WWW	@NA	
WOMEN F	WFHCQ	@NA	
WOMENS	GOLF	@NA	
WOODFOI	WOOD	@NA	
WOODHE/	WDHD	@NA	
WOODWA	WGOV	@NA	
WOORI FII	WF		12
WORKSTF	WSTM	@NA	
WORLD A(	WRLD	@NA	
WORLD AI	WLDA	@NA	
WORLD AI	3WDAM	@NA	
WORLD FU	INT	@NA	
WORLD HI	3WHAI	@NA	
WORLD HI	WHRT	@NA	
WORLD W	3WDWT	@NA	
WORLD W	WWE	@NA	
WORLDBII	3WBID	@NA	
WORLDCC	WCOM.CM	@NA	
WORLDCC	MCWEQ	@NA	
WORLDGA	WGAT	@NA	
WORLDSF	WINR	@NA	
WORLDSF	WS	@NA	
WORLDST	3WSTRE	@NA	
WORLDW/	3WWAT	@NA	
WORLDWI	0317B	@NA	
WORLDWI	SZ	@NA	
WORONO(	WRO	@NA	
WORTHIN	WOR		11
WPCS INT	WPCS	@NA	
WPP GRO	WPPGY		10
WPS RES(	WPS		8
WPT ENTE	WPTE	@NA	
WQN INC	WQNI	@NA	
WRC MED	0329B		18
WRIGHT E	WXS	@NA	
WRIGHT M	WMGI	@NA	
WRIGLEY	WWY		7
WSFS FIN	WSFS	@NA	
WSI INDUS	WSCI	@NA	
WVS FINA	WVFC	@NA	
WYETH	WYE		8
WYNDHAM	WBR		17
WYNN RE	WYNN		16
WYOMING	3WYOI	@NA	
X-RITE IN(	XRIT	@NA	
XANSER C	XNR	@NA	
XATA COF	XATA	@NA	
XCEL ENE	XEL		11
XCELERA	XLACF	@NA	
XCYTE TH	XCYT	@NA	
XDOGS IN	3XDGI	@NA	

XECHEM I	3XKEM	@NA	
XENOGEN	XGEN	@NA	
XENONICS	XNN	@NA	
XENOPOR	XNPT	@NA	
XENOVA C	XNVA	@NA	
XERIUM T	XRM		15
XEROX CO	XRX		15
XEROX CF	XRX1	@NA	
XETA TEC	XETA	@NA	
XFONE IN	3XFNE	@NA	
XILINX INC	XLNX		12
XL CAPITA	XL		8
XM SATEL	XMSR		19
XM SATEL	0319B		19
XO COMM	3XOCM	@NA	
XOMA LTD	XOMA	@NA	
XPONENT	3XPOI	@NA	
XSTREAM	3XSBV	@NA	
XTO ENEF	XTO		12
XTRANA IN	3XTRN	@NA	
XYBERNA	XYBRE	@NA	
XYRATEX	XRTX	@NA	
YADKIN V	YAVY	@NA	
YAHOO IN	YHOO		12
YAK COMI	YAKCE	@NA	
YAMANA C	AUY	@NA	
YAMHILL \	3WINE	@NA	
YANKEE C	YCC	@NA	
YANZHOU	YZC	@NA	
YARDVILL	YANB	@NA	
YDI WIREL	YDIW	@NA	
YELLOW F	YELL		12
YIFAN CO	YIFN	@NA	
YM BIOSC	YMI	@NA	
YOCREAM	YOCM	@NA	
YORK INTI	YRK		12
YORK WA	YORW		9
YOUBET.C	UBET	@NA	
YOUNG BI	YBTVA		18
YOUNG IN	YDNT	@NA	
YOUTHST	3YSTM	@NA	
YP CORP	3YPNT	@NA	
YPF SOCI	YPF		13
YTB INTEF	3YTBL	@NA	
YUM BRAI	YUM		12
YZAPP INT	0489B	@NA	
Z AXIS CO	3ZXIS	@NA	
Z-SEVEN I	ZSEV	@NA	
ZALE COR	ZLC	@NA	
ZANETT IN	ZANE	@NA	
ZANN COF	3ZNNC	@NA	

ZAP	3ZAPZ	@NA	
ZAPATA C	ZAP	@NA	
ZARLINK S	ZL	@NA	
ZEBRA TE	ZBRA	@NA	
ZENEX IN	3ZENX	@NA	
ZENITH N	ZNT		13
ZENIX INC	ZIF	@NA	
ZEVEX INT	ZVXI	@NA	
ZHONE TE	ZHNE	@NA	
ZI CORP	ZICA	@NA	
ZIEGLER (	ZCOI	@NA	
ZILA INCO	ZILA	@NA	
ZILOG INC	ZILG	@NA	
ZIMMER H	ZMH		10
ZINDART I	ZNDT	@NA	
ZIONS BAI	ZION		11
ZIPREALT	ZIPR	@NA	
ZIX CORP	ZIXI	@NA	
ZKID NETV	3ZKIDE	@NA	
ZOLL MED	ZOLL	@NA	
ZOLTEK C	ZOLT	@NA	
ZOMAX IN	ZOMX	@NA	
ZONAGEN	ZONA	@NA	
ZONES IN(	ZONS	@NA	
ZOOLINK (	ZLNK	@NA	
ZOOM TE(	ZOOM	@NA	
ZORAN C(	ZRAN	@NA	
ZTEST ELI	ZTSTF	@NA	
ZUMIEZ IN	ZUMZ	@NA	
ZUNICOM	3ZNCM	@NA	
ZWEIG FU	ZF	@NA	
ZWEIG TO	ZTR	@NA	
ZYGO COI	ZIGO	@NA	
ZYMOGEN	ZGEN	@NA	
ZYNEX ME	3ZYNX	@NA	

1	Unassigne	1
2	AAA	2
3	Unassigne	3
4	AA+	4
5	AA	5
6	AA-	6
7	A+	7
8	A	8
9	A-	9
10	BBB+	10
11	BBB	11
12	BBB-	12

Company Name	Ticker Symbol	201 GICS Economic Sector	1993-2003 ROE	ROE Screen
3M CO	MMM	20	25.42982	1
AARON RENTS INC	RNT	25	13.35127	1
ABM INDUSTRIES INC	ABM	20	14.13818	1
ACETO CORP	ACET	20	9.786182	1
ALAMO GROUP INC	ALG	20	11.23055	1
ALBERTO-CULVER CO	ACV	30	16.05609	1
ALBERTSONS INC	ABS	30	17.95582	1
ALEXANDER & BALDWIN INC	ALEX	20	10.313	1
ALICO INC	ALCO	30	9.767091	1
AMERON INTERNATIONAL CORP	AMN	20	9.502727	1
ANDERSONS INC	ANDE	25	12.88118	1
APOGEE ENTERPRISES INC	APOG	20	7.168182	1
APPLEBEES INTL INC	APPB	25	19.30573	1
APPLIED INDUSTRIAL TECH INC	AIT	20	9.363182	1
ARCHER-DANIELS-MIDLAND CO	ADM	30	8.16	1
ARCTIC CAT INC	ACAT	25	15.92545	1
AVERY DENNISON CORP	AVY	20	23.11618	1
BADGER METER INC	BMI	20	14.37509	1
BALDOR ELECTRIC CO	BEZ	20	14.35636	1
BANDAG INC	BDG	25	16.82464	1
BANTA CORP	BN	20	12.16764	1
BARNES GROUP INC	B	20	16.666	1
BLAIR CORP	BL	25	9.660545	1
BLOCK H & R INC	HRB	25	25.34164	1
BOB EVANS FARMS	BOBE	25	11.89527	1
BOEING CO	BA	20	13.09055	1
BRADY CORP	BRC	20	13.43436	1
BRIDGFORD FOODS CORP	BRID	30	14.37864	1
BRIGGS & STRATTON	BGG	20	21.33073	1
BRINKS CO	BCO	20	9.177727	1
BROWN-FORMAN -CL B	BF.B	30	24.24218	1
BRUNSWICK CORP	BC	25	9.014727	1
BURLINGTON NORTHERN SANTA FE	BNI	20	13.459	1
CASEYS GENERAL STORES INC	CASY	30	11.94918	1
CATO CORP -CL A	CTR	25	15.07218	1
CBRL GROUP INC	CBRL	25	11.91873	1
CHURCH & DWIGHT INC	CHD	30	15.27927	1
CHURCHILL DOWNS INC	CHDN	25	14.07764	1
CLARCOR INC	CLC	20	17.23791	1
CLOROX CO/DE	CLX	30	23.63073	1
CONAGRA FOODS INC	CAG	30	17.95745	1
COURIER CORP	CRRC	25	14.50255	1
CPI CORP	CPY	25	9.177909	1
CSX CORP	CSX	20	10.40518	1
CUBIC CORP	CUB	20	7.594091	1
CURTISS-WRIGHT CORP	CW	20	12.08545	1
CVS CORP	CVS	30	8.729455	1

DANAHER CORP	DHR	20	18.36745	1
DEB SHOPS INC	DEBS	25	9.074545	1
DELTA & PINE LAND CO	DLP	30	23.06445	1
DONALDSON CO INC	DCI	20	21.78845	1
DONNELLEY (R R) & SONS CO	RRD	20	12.98736	1
EASTMAN KODAK CO	EK	25	21.84082	1
EATON CORP	ETN	20	17.84491	1
ELKCORP	ELK	20	15.08891	1
EMERSON ELECTRIC CO	EMR	20	19.99936	1
ENGINEERED SUPPORT SYSTEMS	EASI	20	17.14355	1
ENNIS INC	EBF	20	19.71273	1
EW SCRIPPS -CL A	SSP	25	13.62391	1
EXPEDITORS INTL WASH INC	EXPD	20	20.87109	1
FAMILY DOLLAR STORES	FDO	25	19.18127	1
FARMER BROS CO	FARM	30	9.710545	1
FASTENAL CO	FAST	20	25.348	1
FEDERAL SCREW WORKS	FSCR	25	12.61382	1
FEDERAL SIGNAL CORP	FSS	20	17.89955	1
FLEXSTEEL INDS	FLXS	25	8.936	1
FLUOR CORP	FLR	20	13.16482	1
FRANKLIN ELECTRIC CO INC	FELE	20	25.735	1
FREDS INC	FRED	25	8.261	1
FRISCH'S RESTAURANTS INC	FRS	25	9.210455	1
G&K SERVICES INC -CL A	GKSRA	20	14.89473	1
GANNETT CO	GCI	25	24.09745	1
GATX CORP	GMT	20	10.91873	1
GENERAL DYNAMICS CORP	GD	20	24.43564	1
GENUINE PARTS CO	GPC	25	17.76627	1
GORMAN-RUPP CO	GRC	20	13.56664	1
GRAINGER (W W) INC	GWW	20	14.65691	1
GRANITE CONSTRUCTION INC	GVA	20	12.49691	1
HANCOCK FABRICS INC	HKF	25	11.41955	1
HARLAND (JOHN H.) CO	JH	20	15.74036	1
HARSCO CORP	HSC	20	14.50364	1
HARTE HANKS INC	HHS	25	15.96036	1
HAVERTY FURNITURE	HVT	25	11.122	1
HEICO CORP	HEI	20	11.99827	1
HILTON HOTELS CORP	HLT	25	12.13036	1
HNI CORP	HNI	20	21.51818	1
HORMEL FOODS CORP	HRL	30	17.02518	1
HUBBELL INC -CL B	HUB.B	20	16.02291	1
IDEX CORP	IEX	20	22.83027	1
ILLINOIS TOOL WORKS	ITW	20	18.85255	1
INGLES MARKETS INC -CL A	IMKTA	30	8.435545	1
INTERPOOL INC	IPX	20	12.52482	1
INTL SPEEDWAY CORP -CL A	ISCA	25	16.15055	1
JLG INDUSTRIES INC	JLG	20	21.67418	1
JOHNSON CONTROLS INC	JCI	25	16.82191	1
KAYDON CORP	KDN	20	16.65282	1
KB HOME	KBH	25	16.12964	1
KELLWOOD CO	KWD	25	9.051091	1

KELLY SERVICES INC -CL A	KELYA	20	11.22036	1
KIMBALL INTERNATIONAL -CL B	KBALB	25	9.648091	1
KIMBERLY-CLARK CORP	KMB	30	25.60645	1
KNIGHT-RIDDER INC	KRI	25	18.65745	1
LANCASTER COLONY CORP	LANC	30	24.13873	1
LANCE INC	LNCE	30	11.35827	1
LAWSON PRODUCTS	LAWS	20	13.43909	1
LA-Z-BOY INC	LZB	25	11.71655	1
LEE ENTERPRISES INC	LEE	25	21.67927	1
LEGGETT & PLATT INC	LEG	25	16.54064	1
LENNAR CORP	LEN	25	20.02891	1
LIBERTY CORP	LC	25	7.410273	1
LIFETIME HOAN CORP	LCUT	25	10.20682	1
LINCOLN ELECTRIC HLDGS INC	LECO	20	15.16036	1
LINDSAY MANUFACTURING CO	LNN	20	17.92164	1
LONGS DRUG STORES CORP	LDG	30	8.375455	1
LSI INDS INC	LYTS	20	14.35682	1
M/I HOMES INC	MHO	25	18.88918	1
MARCUS CORP	MCS	25	9.337182	1
MASCO CORP	MAS	20	11.31436	1
MAY DEPARTMENT STORES CO	MAY	25	18.402	1
MCCLATCHY CO -CL A	MNI	25	9.965455	1
MCCORMICK & COMPANY INC	MKC	30	25.41282	1
MCDONALD'S CORP	MCD	25	17.63464	1
MCGRATH RENTCORP	MGRC	20	19.27936	1
MCGRAW-HILL COMPANIES	MHP	25	24.12464	1
MDC HOLDINGS INC	MDC	25	17.59636	1
MEDIA GENERAL -CL A	MEG	25	20.77609	1
MEREDITH CORP	MDP	25	18.97055	1
MET-PRO CORP	MPR	20	13.84991	1
MINE SAFETY APPLIANCES CO	MSA	20	9.906818	1
MODINE MANUFACTURING CO	MOD	25	14.13973	1
MOVADO GROUP INC	MOV	25	11.63227	1
NATURES SUNSHINE PRODS INC	NATR	30	23.69545	1
NEW YORK TIMES CO -CL A	NYT	25	17.74145	1
NIKE INC -CL B	NKE	25	19.39764	1
NORDSON CORP	NDSN	20	17.91182	1
NORFOLK SOUTHERN CORP	NSC	20	10.09109	1
NORTHROP GRUMMAN CORP	NOC	20	10.52209	1
OSHKOSH TRUCK CORP	OSK	20	12.032	1
PALL CORP	PLL	20	14.04609	1
PARKER-HANNIFIN CORP	PH	20	13.84209	1
PENN ENGR & MFG CORP	PNN	20	11.36718	1
PENTAIR INC	PNR	20	12.38273	1
PEPSIAMERICAS INC	PAS	30	11.45855	1
PIER 1 IMPORTS INC/DE	PIR	25	15.67736	1
PILGRIMS PRIDE CORP	PPC	30	13.68864	1
PULITZER INC	PTZ	25	15.21064	1
PULTE HOMES INC	PHM	25	16.25918	1
QUIXOTE CORP	QUIX	20	10.97364	1
RAVEN INDUSTRIES INC	RAVN	20	15.24418	1

RAYTHEON CO	RTN	20	7.686	1
REGIS CORP/MN	RGS	25	15.47345	1
ROBBINS & MYERS INC	RBN	20	14.32655	1
ROCKWELL AUTOMATION	ROK	20	15.64627	1
ROLLINS INC	ROL	20	18.23264	1
RUBY TUESDAY INC	RI	25	17.54409	1
RUSS BERRIE & CO INC	RUS	25	11.712	1
RYDER SYSTEM INC	R	20	10.80582	1
RYLAND GROUP INC	RYL	25	13.97264	1
SCHAWK INC -CL A	SGK	20	11.69255	1
SKYLINE CORP	SKY	25	8.271818	1
SMITH (A O) CORP	AOS	20	14.50164	1
SMUCKER (JM) CO	SJM	30	11.71173	1
SOUTHWEST AIRLINES	LUV	20	14.79982	1
STANDEX INTERNATIONAL CORP	SXI	20	18.199	1
STANLEY WORKS	SWK	25	15.218	1
STRIDE RITE CORP	SRR	25	8.130364	1
STURM RUGER & CO INC	RGR	25	18.23936	1
SUPERIOR INDUSTRIES INTL	SUP	25	20.51336	1
SUPERIOR UNIFORM GROUP INC	SGC	25	9.739364	1
SUPERVALU INC	SVU	30	12.48309	1
SYSCO CORP	SYY	30	24.74973	1
TECUMSEH PRODUCTS CO -CL A	TECUA	20	9.421455	1
TELEFLEX INC	TFX	20	14.95527	1
TENNANT CO	TNC	20	13.93073	1
THOMAS INDUSTRIES INC	TII	20	11.00555	1
THOR INDUSTRIES INC	THO	25	16.55164	1
TOOTSIE ROLL INDUSTRIES INC	TR	30	15.98927	1
TORO CO	TTC	20	14.63136	1
TREDEGAR CORP	TG	20	13.727	1
TRIBUNE CO	TRB	25	19.11645	1
TYSON FOODS INC -CL A	TSN	30	8.296909	1
UNIFIRST CORP	UNF	25	11.46582	1
UNION PACIFIC CORP	UNP	20	9.780727	1
UNITED PARCEL SERVICE INC	UPS	20	21.46455	1
UNIVERSAL CORP/VA	UVV	30	18.83673	1
UNIVERSAL FOREST PRODS INC	UFPI	20	16.08609	1
VALMONT INDUSTRIES	VMI	20	14.16382	1
VF CORP	VFC	25	15.72718	1
WALGREEN CO	WAG	30	19.14282	1
WAL-MART STORES	WMT	30	21.57082	1
WASHINGTON POST -CL B	WPO	25	16.38355	1
WATSCO INC	WSO	20	10.94845	1
WATTS WATER TECHNOLOGIES INC	WTS	20	9.035818	1
WEIS MARKETS INC	WMK	30	9.423545	1
WENDY'S INTERNATIONAL INC	WEN	25	14.95691	1
WEYCO GROUP INC	WEYS	25	13.82627	1
WILEY (JOHN) & SONS -CL A	JW.A	25	23.72464	1
WINNEBAGO INDUSTRIES	WGO	25	23.34036	1
WOLVERINE WORLD WIDE	WWW	25	12.33164	1
WOODWARD GOVERNOR CO	WGOV	20	9.688273	1

YORK INTERNATIONAL CORP	YRK	20	9.971364		1
ALTRIA GROUP INC	MO	30	44.01227	too high	
AMETEK INC	AME	20	30.06782	too high	
ANHEUSER-BUSCH COS INC	BUD	30	34.54173	too high	
CEDAR FAIR -LP	FUN	25	36.01609	too high	
COCA-COLA BTLNG CONS	COKE	30	58.91091	too high	
COCA-COLA CO	KO	30	43.93445	too high	
COLGATE-PALMOLIVE CO	CL	30	73.02655	too high	
EQUIFAX INC	EFX	20	52.25555	too high	
GILLETTE CO	G	30	36.40918	too high	
GRACO INC	GGG	20	49.931	too high	
HEINZ (H J) CO	HNZ	30	34.68164	too high	
HERSHEY CO	HSY	30	27.91009	too high	
ITT INDUSTRIES INC	ITT	20	33.80782	too high	
KELLOGG CO	K	30	50.70018	too high	
OSHKOSH B'GOSH INC -CL A	GOSHA	25	28.01064	too high	
PEPSICO INC	PEP	30	29.14127	too high	
PITNEY BOWES INC	PBI	20	35.05709	too high	
POLARIS INDS INC	PII	25	47.01327	too high	
ROSS STORES INC	ROST	25	27.25009	too high	
SARA LEE CORP	SLE	30	51.89764	too high	
TJX COMPANIES INC	TJX	25	34.26618	too high	
WD-40 CO	WDFC	30	38.674	too high	
WRIGLEY (WM) JR CO	WWY	30	29.54073	too high	
ANGELICA CORP	AGL	20	1.884364	too low	
BROWN SHOE CO INC	BWS	25	7.013273	too low	
DILLARDS INC -CL A	DDS	25	6.526182	too low	
EDO CORP	EDO	20	-1.505364	too low	
IKON OFFICE SOLUTIONS	IKN	20	4.813909	too low	
INTL ALUMINUM	IAL	20	5.512	too low	
MARSH SUPERMARKETS -CL B	MARSB	30	6.733	too low	
NASH FINCH CO	NAFC	30	5.820545	too low	
NATIONAL PRESTO INDS INC	NPK	25	6.591909	too low	
NOLAND COMPANY	NOLD	25	5.533	too low	
PROVIDENCE AND WORCESTER RR	PWX	20	3.483636	too low	
STANDARD COMMERCIAL CORP	STW	30	2.383273	too low	
STANDARD MOTOR PRODS	SMP	25	3.128909	too low	
			16.88484		
			9.82886		
			26.7137		
			7.055977		

APPENDIX 90.2

Response to BCUC
IR No. 1, 90.2 Canadian Financial

Return on Average Common Equity for Canadian Financials Included in S&P/TSX Composite

1993	1994	1995	1996	1997	1998	1999	2000	2001	2002	2003	2004	Average 1993-2004	Beta	CE Ratio 2004
14.0	14.4	15.5	17.0	17.0	15.2	14.1	17.9	14.0	13.4	16.3	19.6	15.7	0.05	23.2%
14.3	7.9	14.2	15.7	19.7	15.3	15.5	17.5	17.2	12.9	17.6	20.3	15.7	0.27	28.3%
5.4	6.3	16.3	8.5	21.5	11.0	10.5	15.3	6.4	1.4	11.2	18.6	11.0	0.20	23.7%
-72.4	-29.4	-13.0	-3.1	5.2	7.2	8.4	8.7	12.1	12.6	11.3	9.8	-3.5	0.12	26.2%
10.6	11.7	12.9	16.7	17.7	10.5	10.0	20.8	16.4	5.2	19.1	19.1	14.2	0.53	20.4%
14.3	15.3	15.9	17.2	10.3	15.4	17.0	18.6	13.7	22.9	20.4	20.5	16.8	0.03	68.4%
15.1	16.5	17.2	18.6	20.9	23.6	25.9	27.5	15.2	20.0	19.8	19.9	20.0	0.25	66.5%
8.8	2.2	8.1	11.3	12.2	13.3	9.7	14.4	13.8	4.7	12.0	4.6	9.6	0.20	24.2%
9.9	10.8	11.0	14.3	14.0	12.1	14.7	15.2	15.2	11.3	16.4	18.6	13.6	0.46	13.8%
6.4	7.6	8.2	11.4	13.0	14.5	16.4	18.3	15.2	13.7	24.1	16.0	13.7	0.15	51.5%
10.7	12.8	12.8	14.6	21.5	19.8	21.3	18.1	17.8	17.3	30.8	20.4	18.2	0.17	61.0%
2.5	16.7	16.4	17.5	19.0	18.3	15.7	19.4	16.5	16.0	16.9	15.9	15.9	0.25	19.2%
5.4	13.3	14.3	15.1	16.4	14.9	32.0	8.9	11.3	-1.4	8.6	18.4	13.1	0.77	24.1%
3.5	8.2	11.5	13.5	16.0	14.7	16.2	17.0	14.2	11.5	17.3	17.1	13.4	0.27	34.7%
9.9	11.7	14.2	15.1	17.0	14.9	15.5	17.9	15.2	12.9	16.9	18.6	14.2	0.20	24.2%
@NC	37.4	29.5	25.2	26.3	22.9	23.8	23.2	26.5	14.5	4.9	8.5	22.1	1.07	88.9%
@NA	@NA	@NC	13.2	13.7	13.9	13.0	15.2	13.5	11.2	12.9	12.9	13.3	0.29	76.9%
@NC	42.8	22.4	17.9	8.7	6.6	-1.0	4.2	-38.7	20.6	20.4	18.9	11.2	1.00	79.0%
15.8	11.4	20.2	21.8	20.2	21.3	4.6	3.9	-11.9	3.3	9.7	-0.9	9.9	1.08	50.8%
@NC	2.1	0.3	5.9	13.2	20.7	21.8	23.2	23.8	24.3	27.4	31.4	17.7	0.44	92.6%
@NA	@NA	@NA	@NA	@NA	@NC	13.4	14.4	13.8	12.1	14.3	13.9	13.6	0.40	78.2%
@NA	@NC	14.1	18.1	14.8	13.4	5.5	10.7	11.1	13.8	12.9	17.4	13.2	0.24	66.2%
@NA	@NA	@NA	@NA	@NA	@NC	14.0	15.8	15.2	16.2	17.5	16.0	15.8	0.37	85.5%
@NA	@NA	@NA	@NA	@NA	@NA	@NA	@NA	@NA	@NA	@NC	20.3	20.3	@NA	100.0%
@NA	@NA	@NA	@NA	@NA	@NA	@NC	12.8	12.2	8.8	9.1	11.9	11.0	0.70	78.4%
@NA	@NA	@NA	@NA	@NA	@NA	@NA	@NA	@NC	17.0	27.8	39.5	28.1	2.17	99.4%

APPENDIX 90.3.1

REVENUES

	1993	1994	1995	1996	1997	1998	1999	2000	2001	2002	2003	2004
ALGOMA CENTRAL CORP	159.21	163.96	176.97	177.74	187.10	239.02	257.48	283.74	295.72	289.74	279.19	319.79
CANADA BREAD CO LTD	360.16	424.85	444.47	540.25	515.36	508.45	567.25	553.66	678.35	1,028.57	1,262.81	1,318.86
CANADIAN TIRE CORP -CL A	3,479.92	3,599.23	3,771.30	3,907.94	4,057.20	4,347.28	4,728.26	5,207.57	5,374.76	5,944.50	6,552.80	7,153.60
EMPIRE CO LTD -CL A	2,585.80	2,699.53	2,915.19	3,149.77	3,320.00	6,377.65	11,164.50	11,538.60	9,926.50	10,624.20	11,269.40	12,435.20
FINNING INTERNATIONAL INC	1,042.96	1,457.54	1,751.99	1,874.71	2,327.06	2,585.42	2,229.86	2,460.03	3,247.04	3,207.49	3,593.29	4,161.91
LEON'S FURNITURE LTD	272.16	268.69	282.50	289.24	315.82	336.89	370.83	402.24	425.69	449.69	456.35	504.59
LINAMAR CORP	250.45	431.41	545.75	607.69	771.41	998.31	1,252.11	1,337.61	1,209.02	1,357.70	1,530.22	1,844.19
LOBLAW COMPANIES LTD	9,356.10	9,999.90	9,853.70	9,847.50	11,008.00	12,497.00	18,783.00	20,121.00	21,486.00	23,082.00	25,220.00	26,209.00
MAGNA INTERNATIONAL -CL A	2,029.58	2,579.31	3,309.61	4,259.80	5,565.79	6,081.55	9,359.00	10,513.00	11,026.00	12,971.00	15,345.00	20,653.00
MAPLE LEAF FOODS INC	3,034.92	3,184.53	3,067.57	3,210.13	3,678.42	3,281.46	3,551.11	3,943.29	4,775.36	5,075.88	5,041.90	6,364.98
METRO INC -CL A	2,772.70	2,909.00	3,145.60	3,266.00	3,432.30	3,653.00	3,995.50	4,657.50	4,868.90	5,146.80	5,567.30	5,998.90
QUEBECOR WORLD INC -SUB VT	2,310.60	2,968.39	4,102.14	4,260.09	4,976.00	5,855.10	7,151.68	9,778.19	10,065.46	9,862.54	8,259.74	7,969.04
REITMANS (CANADA) -CL A	339.49	333.28	349.89	401.44	412.29	456.67	477.73	518.38	566.02	752.49	851.63	912.47
THOMSON CORP	7,753.18	8,914.14	9,866.17	10,578.00	12,522.86	9,638.68	8,306.14	9,767.58	11,525.72	12,254.48	9,829.23	9,745.13
TORSTAR CORP -CL B	974.97	1,054.81	1,185.62	1,176.82	1,303.80	1,333.76	1,508.81	1,445.07	1,422.66	1,475.05	1,488.31	1,541.85
TRANSCONTINENTAL INC -CL A	638.16	790.34	960.00	1,045.00	1,124.33	1,336.76	1,548.62	1,798.80	1,781.78	1,778.01	1,907.23	2,047.97
WESTON (GEORGE) LTD	11,931.00	13,002.00	12,966.00	12,709.00	13,921.00	14,726.00	20,851.00	22,344.00	24,661.00	27,446.00	29,198.00	29,798.00

NET INCOME

	1993	1994	1995	1996	1997	1998	1999	2000	2001	2002	2003	2004
ALGOMA CENTRAL CORP	6.86	12.23	11.79	12.72	75.95	15.96	7.39	2.18	31.62	22.24	11.60	22.55
CANADA BREAD CO LTD	21.42	22.34	21.91	25.01	31.12	2.90	6.30	17.24	20.85	38.70	35.63	66.65
CANADIAN TIRE CORP -CL A	81.40	114.77	121.75	131.90	148.57	166.98	145.93	148.02	176.65	202.40	246.60	291.50
EMPIRE CO LTD -CL A	38.10	34.65	15.22	49.24	85.95	133.07	85.11	578.80	136.80	153.60	172.70	186.30
FINNING INTERNATIONAL INC	21.98	61.27	77.32	88.10	103.64	3.12	59.58	73.39	103.92	132.25	131.95	114.95
LEON'S FURNITURE LTD	16.19	16.77	17.26	17.65	21.64	26.41	36.17	36.70	36.32	38.52	38.85	46.10
LINAMAR CORP	13.36	31.09	37.53	61.61	108.36	84.39	65.65	77.29	55.67	57.00	39.53	90.40
LOBLAW COMPANIES LTD	84.50	120.00	144.50	172.70	212.00	260.00	376.00	473.00	563.00	728.00	845.00	968.00
MAGNA INTERNATIONAL -CL A	109.32	169.42	232.49	224.77	436.62	334.95	430.00	598.00	580.00	554.00	589.00	692.00
MAPLE LEAF FOODS INC	70.12	75.73	(43.72)	42.09	46.90	(23.26)	77.20	36.79	57.44	84.69	35.07	106.76
METRO INC -CL A	26.10	37.20	61.10	61.00	66.20	65.40	76.40	97.30	122.80	143.70	166.30	168.80
QUEBECOR WORLD INC -SUB VTG	99.69	122.39	144.01	172.98	184.26	229.74	101.03	427.84	0.80	395.64	(87.75)	127.80
REITMANS (CANADA) -CL A	14.51	12.55	8.80	1.05	12.39	13.87	55.21	20.20	26.93	24.53	40.03	66.91
THOMSON CORP	367.18	599.05	1,077.43	779.34	785.71	728.78	590.61	856.20	1,046.34	927.46	1,079.07	1,034.92
TORSTAR CORP -CL B	(9.65)	43.97	38.15	61.16	90.01	93.72	90.27	83.71	2.98	125.32	123.51	112.70
TRANSCONTINENTAL INC -CL A	17.70	20.80	25.50	2.25	31.63	38.90	45.41	61.08	76.16	125.03	143.01	131.45
WESTON (GEORGE) LTD	57.00	117.00	190.00	239.00	244.00	670.00	351.00	481.00	582.00	666.00	765.00	579.00

EARNINGS PER SHARE

	1993	1994	1995	1996	1997	1998	1999	2000	2001	2002	2003	2004
ALGOMA CENTRAL CORP	1.76	3.15	3.03	3.27	19.52	4.10	1.90	0.56	8.13	5.71	2.98	5.80
CANADA BREAD CO LTD	1.02	1.06	1.04	1.17	1.46	0.14	0.29	0.80	0.97	1.80	1.42	2.62
CANADIAN TIRE CORP -CL A	0.90	1.30	1.38	1.51	1.79	2.09	1.89	1.89	2.25	2.56	3.06	3.60
EMPIRE CO LTD -CL A	0.55	0.47	0.20	0.67	1.16	1.77	1.13	8.82	2.08	2.34	2.63	2.83
FINNING INTERNATIONAL INC	0.30	0.80	1.00	1.13	1.32	0.04	0.75	0.95	1.37	1.72	1.71	1.45
LEON'S FURNITURE LTD	0.82	0.85	0.87	0.89	1.08	1.31	1.79	1.80	1.82	1.96	2.01	2.49
LINAMAR CORP	0.25	0.48	0.57	0.92	1.58	1.20	0.93	1.12	0.80	0.81	0.56	1.28
LOBLAW COMPANIES LTD	0.36	0.50	0.60	0.72	0.88	1.06	1.37	1.71	2.04	2.64	3.07	3.53
MAGNA INTERNATIONAL -CL A	2.41	3.02	3.81	3.62	6.01	4.40	5.08	7.04	6.57	5.83	5.93	7.17
MAPLE LEAF FOODS INC	0.41	0.44	(0.52)	0.46	0.51	(0.25)	0.77	0.34	0.55	0.71	0.27	0.90
METRO INC -CL A	0.21	0.28	0.49	0.50	0.64	0.64	0.75	0.97	1.23	1.44	1.68	1.73
QUEBECOR WORLD INC -SUB VTG	1.09	1.22	1.43	1.49	1.60	1.98	0.81	2.91	0.00	2.81	(0.65)	0.96
REITMANS (CANADA) -CL A	0.19	0.17	0.12	0.01	0.18	0.20	0.79	0.29	0.40	0.36	0.58	0.97
THOMSON CORP	0.64	1.04	1.83	1.30	1.30	1.18	0.95	1.38	1.67	1.45	1.69	1.58
TORSTAR CORP -CL B	(0.12)	0.55	0.47	0.77	1.15	1.23	1.21	1.12	0.04	1.64	1.59	1.42
TRANSCONTINENTAL INC -CL A	0.31	0.30	0.37	0.03	0.46	0.52	0.61	0.82	0.95	1.48	1.61	1.48
WESTON (GEORGE) LTD	0.40	0.83	1.34	1.73	1.82	5.05	2.67	3.66	4.42	5.05	5.80	4.49

DIVIDENDS PER SHARE

	1993	1994	1995	1996	1997	1998	1999	2000	2001	2002	2003	2004
ALGOMA CENTRAL CORP	0.00	0.00	0.60	0.80	1.00	1.00	1.00	1.00	1.00	1.00	1.00	1.00
CANADA BREAD CO LTD	0.24	0.24	0.24	0.24	0.24	0.24	0.24	0.24	0.24	0.24	0.24	0.24
CANADIAN TIRE CORP -CL A	0.40	0.40	0.40	0.40	0.40	0.40	0.40	0.40	0.40	0.40	0.40	0.47
EMPIRE CO LTD -CL A	0.10	0.10	0.11	0.11	0.12	0.14	0.14	0.17	0.21	0.33	0.40	0.48
FINNING INTERNATIONAL INC	0.09	0.13	0.20	0.20	0.20	0.20	0.20	0.20	0.20	0.30	0.36	0.40
LEON'S FURNITURE LTD	0.16	0.15	0.20	0.70	0.22	0.71	1.07	0.40	0.40	0.98	0.50	0.74
LINAMAR CORP	0.00	0.00	0.09	0.11	0.13	0.14	0.16	0.16	0.16	0.16	0.16	0.16
LOBLAW COMPANIES LTD	0.08	0.09	0.11	0.12	0.15	0.20	0.22	0.35	0.40	0.48	0.60	0.76
MAGNA INTERNATIONAL -CL A	0.44	0.60	0.78	0.79	0.83	0.90	0.89	1.24	1.36	1.36	1.36	1.48
MAPLE LEAF FOODS INC	0.18	0.18	0.16	0.16	0.16	0.16	0.16	0.16	0.16	0.16	0.16	0.16
METRO INC -CL A	0.00	0.00	0.03	0.05	0.08	0.10	0.13	0.14	0.17	0.21	0.26	0.32
QUEBECOR WORLD INC -SUB VTG	0.13	0.18	0.22	0.27	0.31	0.36	0.41	0.49	0.71	0.77	0.73	0.68
REITMANS (CANADA) -CL A	0.06	0.06	0.06	0.06	0.06	0.06	0.08	0.10	0.10	0.10	0.11	0.20
THOMSON CORP	0.58	0.63	0.70	0.76	0.82	0.94	0.97	1.03	1.09	1.11	1.66	0.99
TORSTAR CORP -CL B	0.42	0.42	0.42	0.45	0.52	0.56	0.58	0.58	0.58	0.58	0.64	0.70
TRANSCONTINENTAL INC -CL A	0.09	0.06	0.06	0.06	0.06	0.08	0.08	0.10	0.10	0.12	0.14	0.17
WESTON (GEORGE) LTD	0.23	0.23	0.24	0.29	0.32	0.40	0.44	0.70	0.80	0.96	1.20	1.44

PRICE TO EARNINGS

	1993	1994	1995	1996	1997	1998	1999	2000	2001	2002	2003	2004
ALGOMA CENTRAL CORP	6.96	5.56	8.25	10.38	2.92	15.98	21.58	46.47	3.20	6.57	17.62	11.24
CANADA BREAD CO LTD	15.63	15.51	15.14	13.09	16.11	171.43	58.45	15.09	16.21	11.81	17.48	13.65
CANADIAN TIRE CORP -CL A	16.94	10.63	10.33	12.42	14.79	17.70	20.77	13.77	10.38	11.22	11.51	13.39
EMPIRE CO LTD -CL A	13.76	15.86	33.54	10.51	9.46	8.10	12.97	1.82	11.30	11.66	9.98	11.01
FINNING INTERNATIONAL INC	27.92	13.28	10.16	10.79	13.35	359.38	16.27	12.53	11.86	14.14	16.30	22.15
LEON'S FURNITURE LTD	14.63	14.12	13.36	14.02	16.09	14.64	11.51	11.74	12.09	14.58	13.96	13.21
LINAMAR CORP	15.29	14.11	11.43	11.68	14.19	21.98	21.16	11.56	15.94	14.54	19.27	10.12
LOBLAW COMPANIES LTD	19.86	15.07	15.12	17.30	23.49	29.25	27.37	24.77	24.63	21.70	19.34	18.49
MAGNA INTERNATIONAL -CL A	12.14	14.90	10.50	12.22	9.27	15.51	10.33	6.44	8.33	10.93	11.29	10.66
MAPLE LEAF FOODS INC	15.45	12.77	(13.46)	16.85	26.27	(68.10)	18.02	31.03	19.49	19.08	40.28	14.17
METRO INC -CL A	11.16	9.92	7.55	9.15	10.17	14.36	13.38	9.14	11.38	13.64	10.70	11.55
QUEBECOR WORLD INC -SUB VTG	14.84	13.23	13.37	15.67	14.84	14.14	42.13	11.00	@NC	13.99	(44.82)	28.16
REITMANS (CANADA) -CL A	13.95	13.81	15.89	119.79	11.62	12.58	3.31	7.55	6.48	13.34	8.99	10.85
THOMSON CORP	23.93	16.23	9.80	19.15	25.67	31.80	45.53	36.78	29.66	32.07	24.90	27.80
TORSTAR CORP -CL B	(95.83)	22.36	22.04	18.59	17.81	16.69	13.43	17.79	481.38	14.25	16.70	18.45
TRANSCONTINENTAL INC -CL A	15.73	16.04	12.07	172.08	12.06	13.45	13.69	10.76	10.42	10.82	11.69	16.84
WESTON (GEORGE) LTD	32.85	15.93	11.16	10.83	17.43	9.64	21.10	18.24	20.53	21.93	17.03	22.35

PRICE TO BOOK VALUE

	1993	1994	1995	1996	1997	1998	1999	2000	2001	2002	2003	2004
ALGOMA CENTRAL CORP	0.727	0.859	0.988	1.222	1.232	1.310	0.813	0.507	0.442	0.590	0.815	0.948
CANADA BREAD CO LTD	2.295	2.112	1.814	1.592	2.165	2.230	1.570	1.098	1.341	1.494	1.442	1.830
CANADIAN TIRE CORP -CL A	1.138	1.060	1.018	1.247	1.676	2.285	2.281	1.401	1.144	1.269	1.399	1.737
EMPIRE CO LTD -CL A	1.592	1.404	1.312	1.178	1.561	1.592	1.672	0.955	1.207	1.266	1.102	@NA
FINNING INTERNATIONAL INC	1.692	1.836	1.560	1.610	2.032	1.689	1.396	1.291	1.588	2.028	2.261	2.140
LEON'S FURNITURE LTD	2.411	2.128	1.849	1.854	2.286	2.354	2.342	2.112	1.980	2.394	2.202	2.407
LINAMAR CORP	2.850	2.896	2.329	3.004	4.465	4.380	2.925	1.726	1.584	1.335	1.215	1.321
LOBLAW COMPANIES LTD	1.852	1.761	1.925	2.330	3.403	3.278	3.550	3.745	3.890	3.834	3.448	3.307
MAGNA INTERNATIONAL -CL A	2.222	2.867	2.105	1.816	1.677	1.634	1.100	0.908	1.084	1.184	1.387	1.361
MAPLE LEAF FOODS INC	1.102	0.938	2.392	2.404	3.683	4.014	2.836	2.226	1.819	2.091	1.656	1.763
METRO INC -CL A	1.265	1.309	1.498	1.936	2.262	2.723	2.593	1.928	2.501	3.032	2.339	2.266
QUEBECOR WORLD INC -SUB VTG	1.893	1.627	1.526	1.705	1.570	1.560	1.655	1.379	1.591	1.563	1.453	1.381
REITMANS (CANADA) -CL A	1.497	1.212	0.973	0.939	1.021	1.154	0.932	0.735	0.790	1.347	1.306	2.208
THOMSON CORP	2.312	2.241	2.043	2.609	3.165	2.385	2.840	2.871	2.522	2.251	2.345	2.427
TORSTAR CORP -CL B	1.682	1.724	1.475	1.963	2.046	2.368	1.774	2.264	2.718	2.789	2.799	2.590
TRANSCONTINENTAL INC -CL A	1.369	1.271	1.075	1.277	1.217	1.369	1.493	1.379	1.459	1.850	1.921	2.258
WESTON (GEORGE) LTD	1.449	1.328	1.360	1.581	2.406	2.683	2.820	3.022	3.511	3.762	3.216	3.324

APPENDIX 90.3.2

Response to BCUC
IR No.1, 90.3.2

MARKET CAPITALIZATION AS OF JULY 2005
(IN MILLIONS)

TERASEN INC	**3,313.27**
ALGOMA CENTRAL CORP	342.41
CANADA BREAD CO LTD	1,249.20
CANADIAN TIRE CORP -CL A	4,784.18
EMPIRE CO LTD -CL A	1,167.54
FINNING INTERNATIONAL INC	3,357.05
LEON'S FURNITURE LTD	698.75
LINAMAR CORP	1,112.42
LOBLAW COMPANIES LTD	18,837.62
MAGNA INTERNATIONAL -CL A	8,325.33
MAPLE LEAF FOODS INC	1,792.77
METRO INC -CL A	2,948.36
QUEBECOR WORLD INC -SUB VTG	1,945.09
REITMANS (CANADA) -CL A	1,246.50
THOMSON CORP	28,020.84
TORSTAR CORP -CL B	1,664.08
TRANSCONTINENTAL INC -CL A	2,401.31
WESTON (GEORGE) LTD	13,690.93

APPENDIX 90.4

RETURNS ON AVERAGE STOCK EQUITY FOR
PUBLICLY TRADED CANADIAN UTILITIES

Company Name	1993	1994	1995	1996	1997	1998	1999	2000	2001	2002	2003	2004	Average 1993-2004	Average 1993-1995	Average 1996-2004
CANADIAN UTILITIES -CL A	13.37	13.71	14.12	14.86	14.87	14.75	14.54	15.44	14.96	17.56	13.71	15.19	14.76	13.73	15.10
EMERA INC	12.02	11.90	11.55	10.59	10.57	9.47	10.83	10.88	10.58	6.65	9.77	9.80	10.38	11.82	9.90
ENBRIDGE INC	17.53	9.59	16.91	14.47	14.04	13.25	14.50	18.11	18.85	20.08	20.09	17.63	16.25	14.68	16.78
FORTIS INC	11.84	10.71	10.74	9.61	9.43	8.24	8.54	9.12	11.76	12.24	12.28	11.25	10.48	11.10	10.28
PACIFIC NORTHERN GAS LTD	12.92	13.44	11.77	13.32	13.32	10.14	10.79	9.75	7.50	5.94	7.59	6.97	10.29	12.71	9.48
TERASEN INC	10.82	7.24	8.52	17.59	8.34	12.09	13.35	15.70	11.03	10.20	9.97	10.69	11.30	8.86	12.11
TRANSCANADA CORP	14.01	12.86	13.20	12.33	11.26	7.16	-1.14	11.75	9.80	11.93	13.60	16.31	11.09	13.36	10.33
MEAN	13.22	11.35	12.40	13.25	11.69	10.73	10.20	12.96	12.07	12.09	12.43	12.55	12.08	12.32	12.00
MEDIAN	12.92	11.90	11.77	13.32	11.26	10.14	10.83	11.75	11.03	11.93	12.28	11.25	11.09	12.71	10.33
													11.70	12.20	11.53

RISK MEASURES FOR PUBLICLY-TRADED CANADIAN UTILITIES

	Debt Ratings			Beta				Equity Ratio
				1999-2003		2000-2004		Total Capital
Company Name	**S&P**	**DBRS**	**CBS Stock Rating**	**Raw**	**Adjusted**	**Raw**	**Adjusted**	**2003**
CANADIAN UTILITIES -CL A	A	A	Very Conservative	0.05	0.36	0.03	0.35	37.20%
EMERA INC	BBB+	BBB(high)	Very Conservative	-0.05	0.3	0.01	0.34	41.05%
ENBRIDGE INC	A-	A	Very Conservative	-0.37	0.08	-0.32	0.12	30.21%
FORTIS INC	BBB+	BBB(high)	Very Conservative	0.06	0.29	0.01	0.34	32.15%
PACIFIC NORTHERN GAS LTD	N/A	BBB(low)	Average	0.37	0.58	0.49	0.66	42.16%
TERASEN INC	BBB+	A(low)	Very Conservative	0.02	0.34	-0.02	0.32	32.97%
TRANSCANADA CORP	A-	A	Very Conservative	-0.38	0.08	-0.16	0.22	35.26%
MEAN	**A-**	**A(low)**	**Very Conservative**	**-0.04**	**0.29**	**0.01**	**0.34**	**35.86%**
MEDIAN	**BBB+**	**A(low)**	**Very Conservative**	**0.02**	**0.30**	**0.01**	**0.34**	**35.26%**

APPENDIX 90.5.2

APPENDIX B: THE COMPARABLE EARNINGS TEST

A. Conceptual Underpinnings

The comparable earnings test is a measure of the fair return based on the concept of opportunity cost. Specifically, the test arises from the notion that capital should not be committed to a venture unless it can earn a return commensurate with that available prospectively in alternative ventures of comparable risk. Since regulation is a surrogate for competition, the opportunity cost principle entails permitting utilities the opportunity to earn a return commensurate with the levels achievable by competitive firms of similar risk. The comparable earnings test, which measures returns in relation to book value, is most consistent with the original cost rate base form of regulation.

The comparable earnings test is an implementation of the comparable earnings standard, as distinguished from the cost of attracting capital standard. The comparable earnings standard recognizes that utility costs are measured in vintaged dollars and that rates are based on accounting costs, not economic costs. In contrast, the cost of attracting capital standard relies on costs expressed in dollars of current purchasing power, i.e., a market-related cost of capital. In the absence of experienced inflation, the two concepts would be quite similar, but the impact of inflation has rendered them dissimilar and distinct.

The concept that regulation is a surrogate for competition may be interpreted to mean that the combination of the original cost rate base and a fair return should result in a value to investors commensurate with that of similar risk competitive ventures. The fact that an original cost rate base provides a starting point for the application of a fair return does not mean that the original cost of the assets is a measure of their fair value, as the application of the cost of attracting capital to a vintaged rate base

would suggest. The comparable earnings standard, as well as the principle of fairness, suggest that, if competitive industrial firms of similar risk are able to maintain the value of their assets considerably above book value, the return allowed to utilities should not seek to maintain the value of utility assets -- as reflected in the stock prices -- at book value.

B. Application of the Comparable Earnings Test

1. Issues

The four principal issues in the application of the comparable earnings test are:

- The selection of a sample of industrials of reasonably comparable risk to utilities.
- The selection of an appropriate time period over which returns are to be measured in order to estimate prospective returns.
- The magnitude of a downward adjustment to the "raw" comparable earnings results for the relatively lower risk of utilities.
- The need for a downward adjustment to the results for monopoly returns.

(a) Sample Selection

The selection process starts with the recognition that industrials are exposed to higher business risk, but lower financial risk, than utilities. The selection of industrials focuses on total investment risk, i.e., the combined business and financial risks. The comparable earnings test is based on the premise that industrials' higher business

risks can be offset by a more conservative capital structure, thus permitting selection of industrial samples of reasonably comparable investment risk to utilities.

Utilities are generally characterized by relatively low volatility with respect to both earnings and stock market performance. Since consumer-oriented industries, due to their demand characteristics, are likely to exhibit relatively greater stability than other industries (e.g., extractive industries), the initial universe selection was limited to consumer-oriented industries (SIC codes 2000-3999 and 5000-5999).[1]

Stability of earnings, dividends and market prices were the principal criteria governing the selection of low risk industrials from the initial universe. The initial universe of 97 companies was made up of all firms with (1) sufficient historical book and market data; (2) common equity of $50 million or greater; and (3) 125,000 common shares or more traded annually (1992). From this universe all firms which had cut their dividend more than 25% or had not paid dividends since the beginning of the past business cycle (1983) were eliminated, leaving 52 companies. The remaining firms were ranked by (1) the 1984-1992 coefficient of variation of book returns (standard deviation/average return on book equity); (2) the 1984-1992 coefficient of variation of earnings before interest and taxes (EBIT); (3) the five-year beta (1988-1992); and (4) the five-year standard deviation of market returns (1988-1992). The companies were then arrayed by their composite ordinal ranking. The final sample is comprised of 26 companies, representing the lowest half of the 52 companies based on their composite ordinal ranking (see Schedule 17, page 2).

---

[1]The major industrials represented by these SIC codes are: Food and Kindred Products; Tobacco Products; Textiles; Lumber and Wood Products; Paper Products; Petroleum Refining; Chemicals; Rubber; Plastics; Glass; Concrete; Primary Metals; Fabricated Metals; Industrial/Commercial Machinery; Transportation Equipment; Computer and Electronic Equipment; Measuring Equipment; Wholesale and Retail Operations for both durable and non-durable goods.

(b) Time Period for Measuring Returns

The measurement of returns for competitive industrials is, in large part, historical. The test, however, is intended, as are all tests used to estimate the fair return, to be prospective in nature. Therefore, the returns earned in the past should be analyzed in the context of the longer-term outlook for the economy to determine the reasonableness of relying on past returns as a proxy for the future. Since returns on equity tend to be cyclical, the returns should be measured over an entire business cycle, in order to give fair representation to years of expansion and decline. The forward looking nature of the estimate of the fair return requires selection of a cycle which is reasonably representative of prospective economic conditions.

Over the past business cycle (1983-1991, measured from trough to trough), the achieved rate of inflation was 3.5% based on the GDP deflator and real growth averaged 2.9%. The consensus view (October 1993) for longer term growth is somewhat higher than the experienced rate, at 3.3%; the consensus view of inflation (CPI of 2.3%) is over a percentage point lower than the experienced rate. The average nominal returns on book equity for this cycle were 13.8%. Based on the premise that lower inflation tends to translate into lower returns, and higher real growth into higher returns, the 13.8% 1983-1991 average probably overstates the future earnings potential of the low risk industrials.

For 1984-1992, which may be viewed as a business cycle measured from point to point (extending from the first year of recovery to the first year of recovery), returns averaged 12.9%. During this period inflation averaged 3.3% (GDP) and average annual real growth was 2.3%. As the expected reduction in the inflation rate is offset by higher expected real growth, the average return for 1984-1992 may be viewed as a reasonable expectation for average future earnings in a normal cycle.

However, the actual earnings experience for the cycle reflects a somewhat unique combination of relatively buoyant profits combined with three years of dismal profits at the end of the cycle. These last three years have been characterized by massive industrial restructuring activities which, when combined with the economic downturn, have resulted in earnings levels which reflect a nationwide profit depression not seen since World War II.

The expected slow recovery of earnings in the first three years of the current cycle (commencing 1992) renders it extraordinarily difficult -- if not impossible -- to provide a reasonably reliable estimate of returns for this cycle. We have made an attempt at projecting profits for a nine-year cycle, similar in length to that of the last cycle. However, we do not regard the results as sufficiently reliable to provide a basis for utility return awards. Indeed, we view it as unlikely that the current cycle will produce a representative level of returns that may reasonably be expected after the current industrial restructuring is completed and the companies have adjusted to the new international competitive environment. We therefore have serious doubts that the current cycle will provide a basis for applying the comparable earnings test.

Our estimate starts with the 1992 earnings of 7.8%. The forecasts for 1993 and 1994 are based on estimates provided by the Institutional Brokers Estimate System (IBES) for 23 of the sample of 26 companies, which show the average in earnings per share growth at 17% for 1993 and 19% for 1994. These forecasts would correspond to returns on equity of 9.6% and 10.9%. If one assumes that earnings would again rise by 19% in 1995, and then taper off in 1996-1998 to a level of 14%, similar to the annual earnings growth rate experienced in the 1983-1989 period,[1] and that the decline in the returns for the last year of the cycle would be similar to that

[1]Dividend rates assumed to rise at 9%.

experienced in the 1976-1982 cycle, the average return for the entire cycle (1992-2000) would be approximately 11.75% (Schedule 17, page 3).

In our view, the principal merit of the preceding computation lies in demonstrating that the current cycle is unlikely to be representative of a "normal" earnings level, i.e., an average level of earnings that can be reasonably expected after the ongoing industrial restructuring is completed. In our opinion, that level will be approximately 13.0%. A return of 13.0% reflects a nine year (1995-2003) business cycle with (1) an average 14% rate of growth[1] in earnings in non-recessionary years starting from a level of 12.1% in 1995, and (2) a cyclical downturn (2000) in profitability similar to that of the 1976-1982 cycle.

While we view the 11.75% estimate of returns for the current cycle commencing 1992 as unrepresentative of normal conditions, we recognize the high degree of uncertainty regarding future earnings. Therefore, we place our earnings estimate for low risk industrials in the range of 11.75-13.0%.

(c) Risk Comparisons

No sample of industrials will be of precisely the same risk as utilities, in part because the types of risks are different and in part because the universe of Canadian industrial companies is relatively small. The goal, however, is to select an industrial sample which is of reasonably comparable risk to utilities and which is large enough to produce reliable results.

---

[1]The IBES forecasts for 5-year normalized earnings growth for the industries in the sample indicates growth of over 14.6% (see C-4, footnote 1).

It is generally accepted that the business risks of industrials are typically higher than those of utilities. However, by limiting the universe of industrials to those firms whose operations are concentrated in consumer-oriented areas, the disparity in business risk is reduced. In addition, the inherently greater business risk of industrials is in large part offset by the more conservative capital structures maintained by industrials. The typical utility common equity ratio (as allowed by regulatory Boards) is approximately 38% (Schedule 1); the average consolidated equity ratio (including diversified operations) is approximately 42%. For the low risk industrials, the 1992 common equity ratio was approximately 74% (Schedule 18).

The purpose of the analysis of the relative risk of the selected industrials versus utilities is to determine how any differences in risk impact on the investors' relative required return. Such an analysis involves (1) a comparison of historic measures of earnings and stock market volatility of utilities and low risk industrials, and (2) a determination of how investors have translated those differences into a differential cost of capital.

The table below summarizes the statistical measures of risk (measures of historical book and market returns, and relative stock price stability) for major Canadian utilities and the selected stable industrials.

	26 STABLE INDUSTRIALS	FIVE HIGH GRADE NON-DIVERSIFIED UTILITIES	ELEVEN NON-DIVERSIFIED UTILITIES
COV of Book Returns (1984-1992)	32.5%	8.1%	7.9%
COV of EBIT (1983-1992)	27.7%	15.2%	15.2%
Beta (1988-1992)	0.67	0.41	0.41
Standard deviation of market returns (1988-1992)	5.7%	3.8%	4.0%
CBS Stock Rating	Conservative	Very Conservative	Conservative
DBRS Debt Rating	A(high)	AA(low)	A(high)
CBRS Debt Rating	A(high)	A+(low)	A

Source: Schedule 18.

The statistical data indicate that utilities have experienced greater book and market stability than the low risk industrials; the stock and bond ratings suggest that the average utility and the typical industrial in the sample are in the same risk class. While the above statistical comparisons suggest that utilities are less risky than the selected industrials, it is difficult to translate those comparisons directly into a quantitative adjustment to industrial returns to reflect the differences in risk.

Of the various statistical measures of risk, only the beta forms part of a formal model for the pricing of risk, the Capital Asset Pricing Model (CAPM). This model is based on the premise that there is a direct relationship between risk and return, and that the beta -- a measure of relative price volatility -- captures the only aspect of risk for which investors require compensation. The "raw" betas ending 1992 of the high grade non-diversified utilities (0.41) and industrials (0.67) suggest that the difference in the cost of capital is approximately 1.3 percentage points (at a market risk premium of 5.0%). However, given the evidence that the beta is an insufficient measure of risk and that empirical studies have suggested that the CAPM understates the cost of equity for low beta stocks (e.g., utilities), little confidence can be placed in these numbers. Moreover, the results are inconsistent with the findings of both stock and bond rating agencies, which, as previously noted, place the average utility (as proxied by the 11 non-diversified utilities) and low risk industrials in the same risk class.

The discounted cash flow model using price/earnings ratios provides an alternative method to estimating the risk/return relationship. Over the longer-term, price/earnings ratios differ among companies and industries due to differences in risk and growth prospects. Hence, if one can factor out differences in expected growth between utilities and industrials, the difference in cost can be attributed to differences in investor perception of risk.

The P/E ratio is equivalent to the following:

$$P/E = \frac{\text{Dividend Payout (D/E) Ratio}}{\text{Cost of Attracting Capital (k)} - \text{Expected Dividend Growth (g)}}$$

$$\text{or } k = \frac{D/E}{P/E} + g$$

In computing the relative cost of capital for utilities and low risk industrials, we focused on the period 1983-1990. The exclusion of 1991-1992 recognizes that, despite a depression level of corporate profits (corporate profits as a percent of GDP averaged 2.7% during 1991-1992 compared to 6.9% over the 1976-1990 period), investors disregarded those earnings levels. Investor expectations remained high; dividend yields for the sample of low risk industrials averaged 2.2% for 1991 and 1992, compared to an average of 2.3% for 1983-1990. The P/E ratios rose from a 1983-1990 average of 12.3 to 18 and 21 in 1991 and 1992 respectively. Therefore, the inclusion of 1991 and 1992 would tend to understate the DCF cost of equity of industrials by understating investors' longer term growth expectations.

When the investor's dividend growth expectations (g) were estimated for both utilities and industrials as the long-term sustainable growth rate (earnings retention rate x return on equity), the following values for the implicit cost of capital were derived for a sample of five high grade non-diversified utilities, a sample of 11 non-diversified utilities, and the 26 stable industrials for the period 1983-1990.

	5 HIGH GRADE NON-DIVERSIFIED UTILITIES	11 NON-DIVERSIFIED UTILITIES	26 INDUSTRIALS
	1983-1990	1983-1990	1983-1990
P/E Ratios	9.5	9.1	12.3
Payout Ratio	59.1	58.9	27.9
Return on Equity	14.3	14.4	14.3
Retention Rate (1-P/O)	40.9	41.1	72.1
Growth Rate (g)	5.8	5.9	10.3
Implicit Cost of Attracting Capital (k)	12.1	12.4	12.6

Note: Based on average of annual medians.

The above analysis suggests that during 1983-1990 investors, on average, capitalized the earnings of the selected industrial sample at a rate only slightly above the cost of the "average" risk utility (as represented by the sample of 11 non-diversified utilities), and at approximately 50 basis points above the cost of high grade utilities.

The preceding analysis suggest that a downward adjustment to the industrial returns of 50 basis points would be warranted for BC Gas Utility.

(d) Are High Market/Book Ratios Evidence of Monopoly Returns?

The 1984-1992 average market/book ratio for the 26 industrials was 175% (Schedule 17, page 1); this level of market/book ratios raises the suspicion of monopoly returns for two interrelated reasons. First, there is a positive relationship between returns on equity and market/book ratios. The higher the return, the higher the market/book ratio tends to be.

Second, absent inflation, the market value of firms operating in a competitive environment would tend to equal their book value or cost. This is due to the economic proposition that, if the discounted present value of expected returns (market value) exceeds the cost of adding capacity, firms will expand until an equilibrium is reached, when the market value equals the cost of the productive capacity of the assets. If a company exercises monopoly power, the expected returns exceed the cost of capital; therefore, one would expect the market value to exceed the book value.

However, the fact that inflation has occurred changes the above analysis. Under competition, the market value of a firm tends toward the current cost of its assets. The book value, by comparison, reflects the historic depreciated cost of the assets. Since there have been moderate to relatively high levels of inflation over the past two business cycles, one would expect the market value to deviate systematically from the book value. Therefore, it is necessary to determine if inflation or monopolistic elements explain the market/book ratio level.

One analytical approach to ascertaining potential "monopoly" returns is to examine the companies which have achieved high returns, and determine whether they operate in essentially competitive industries.

The standard deviation is a statistical technique which can be used to identify the extreme values in the sample. The 1984-1992 average (average of individual companies' averages) return was 13.4%; the standard deviation was 4.6% (Schedule 19). The 26 company sample contains 4 companies whose average return lies more than one standard deviation above the mean (13.4% + 4.6% = 18.0%). These companies, with their corresponding industries, are listed below:

Company	Industry
Cara Operations	Restaurants
Corporate Foods	Food Processing
Rothmans	Tobacco Products
Thomson Corporation	Publishing

All of these firms are operating in effectively competitive industries.

An alternative is to recognize that the standard deviation can be used to eliminate extremes from the sample. Based on the proposition that a high market/book ratio may indicate "excess" returns, and the corollary that a low market/book ratio may indicate inadequate returns, all companies were excluded whose 1984-1992 average market/book ratio was greater or less than one standard deviation from the sample mean market/book ratio. This reduced the sample from 26 to 19 companies. The 1984-1992 market/book ratio for these 19 companies was 172%, based on the average of annual medians; the corresponding returns on equity averaged 12.7%. These averages are quite similar to those of the 26 company sample.

A third, and conceptually the best, way to assess the existence of monopoly returns is to determine the replacement cost of the assets of the firms and to compare it to the market value. When the market value exceeds the replacement cost, it is an indication that the assets can produce returns which exceed the cost of the assets, i.e., the companies may have achieved "excess returns", typical of monopolies. If the market value is reasonably similar to replacement cost, the implication is that the returns are equal to the cost, as would be the case for competitive firms.

Since replacement cost data are not available for the majority of companies, a proxy was used. For each of the 26 industrial companies the common equity was "repriced", that is, the annual increments to book value were restated to reflect cumulative inflation. The market value was then compared to the restated book value

to see if the market/repriced book equity ratio was significantly different from 1.0. The median 1992 market/repriced equity ratio was 113% (Schedule 20). The fact that the market/repriced equity ratio is close to 1.0 is evidence that the book returns are not being viewed by the market as excess to the firms' cost of attracting equity capital.

Absent evidence of monopolistic returns, there is no valid rationale for making an adjustment to the industrial returns due to high market/book ratios. Hence, no additional downward adjustment is required for the presence of monopolistic elements in the returns.

2. Conclusion

We have estimated earnings for a cycle commencing in 1992 at approximately 11.75%. Our estimate of a normal cycle average level of returns for low risk industrials is approximately 13.0%. Given the uncertainty regarding future profitability, we estimate earnings for low risk industrials in the range of 11.75-13.0%. For BC Gas Utility, our relative risk analysis suggests that this range should be reduced to 11.25-12.5%.

RATES OF RETURN ON AVERAGE COMMON STOCK EQUITY IN RELATION TO MARKET/BOOK RATIOS FOR 26 STABLE CANADIAN INDUSTRIALS

Year	Returns on Average Equity (1)	Market-to-Book Ratios (2)
1976	13.9%	111%
1977	13.6	104
1978	14.6	111
1979	17.2	103
1980	15.7	112
1981	16.0	108
1982	12.9	102
Average 1976-82	14.9	107
1983	15.1	125
1984	14.2	143
1985	14.5	159
1986	15.7	190
1987	14.8	189
1988	14.8	178
1989	14.3	181
1990	10.7	181
1991	9.5	172
1992	7.8	180
Average 1983-91	13.8	169
1984-92	12.9	175

Note: The sample of 26 industrials was obtained by the multiple risk criteria selection methodology described in Appendix B to the testimony.

Source: Standard & Poor's Compustat Services, Inc.; Moody's Investors Service, Inc.; The Financial Post; Toronto Stock Exchange Review.

HD01

RATES OF RETURN ON AVERAGE COMMON STOCK EQUITY AND MARKET/BOOK RATIOS FOR 26 STABLE INDUSTRIALS

	Average 1976–1982	1983	1984	1985	1986	1987	1988	1989	1990	1991	1992	Average 1983–1991	Average 1984–1992	M/B Ratio Average 1983–1991	M/B Ratio Average 1984–1992
CANADIAN TIRE CORP	13.7	9.5	4.8	7.4	15.9	14.9	16.1	17.1	14.8	11.9	6.4	12.5	12.1	183	180
CARA OPERATIONS LTD	33.5	27.0	24.2	28.8	26.9	26.2	25.5	24.5	18.7	14.0	12.6	24.0	22.4	366	358
CORBY (H.) DISTILLERY	15.4	15.0	13.8	14.7	12.2	11.1	14.1	13.8	16.3	10.9	21.6	13.6	14.3	158	170
CORPORATE FOODS LIMITED	19.7	25.0	23.7	23.1	21.7	23.0	23.8	24.1	21.8	21.1	13.9	23.0	21.8	274	295
DUPONT CANADA	9.1	13.6	14.1	7.0	23.7	23.8	28.6	16.0	10.9	9.2	12.6	16.3	16.2	145	158
GENDIS INC	15.7	23.6	20.4	22.1	16.9	15.3	17.9	17.0	16.4	8.5	7.1	17.6	15.7	221	218
HAWKER SIDDELEY CANADA	12.8	7.7	10.8	7.9	8.5	9.9	7.8	9.1	10.2	4.5	6.2	8.5	8.3	88	88
IMPERIAL OIL LTD	15.2	8.0	12.1	14.2	8.7	13.4	8.8	7.0	6.7	2.3	2.9	9.0	8.5	151	150
LABATT (JOHN) LTD	16.5	16.0	16.9	17.0	17.3	17.2	14.6	14.9	7.7	7.0	−8.5	14.3	11.6	175	182
LEONS FURNITURE LTD	14.3	17.7	10.0	18.8	26.3	23.5	23.3	19.3	14.2	14.6	11.4	18.6	17.9	155	172
LOBLAW COS LTD	4.2	16.1	15.8	15.2	14.3	12.3	5.8	11.5	14.4	13.2	8.7	13.2	12.3	178	183
MAPLE LEAF FOODS INC	10.4	8.7	8.2	11.6	10.7	9.6	6.4	3.2	8.0	8.8	7.9	8.4	8.3	128	132
MOLSON COS LTD	16.6	18.7	11.5	9.8	10.9	14.0	14.2	15.7	−5.1	14.6	15.7	11.6	11.3	161	163
NORTHERN TELECOM LTD	14.2	18.4	19.3	18.5	16.2	15.2	6.7	13.6	14.7	14.4	14.7	15.2	14.8	241	235
OSHAWA GROUP LTD	9.6	15.3	17.2	16.8	15.4	15.6	15.6	14.8	10.4	5.7	6.4	14.1	13.1	179	178
ROTHMANS INC	23.2	20.4	9.4	5.0	34.7	12.7	23.4	23.9	28.5	36.5	34.4	21.6	23.2	166	191
SCHNEIDER CORP	11.6	9.4	9.7	3.3	1.9	9.2	3.2	0.0	−3.6	7.9	9.0	4.6	4.5	94	98
SCOTT'S HOSPITALITY	20.3	17.5	20.7	20.7	16.0	15.1	16.1	19.1	18.5	14.4	0.0	17.6	15.6	265	265
SEAGRAM CO LTD	11.3	11.9	13.5	9.9	11.0	12.1	12.1	13.8	13.2	11.8	8.7	12.1	11.8	130	141
SHELL CANADA LTD	13.4	4.1	6.4	5.8	4.9	13.5	15.1	7.0	9.8	−4.0	2.7	7.0	6.8	131	134
THOMSON CORP	NA	25.2	21.7	26.7	20.2	23.1	24.4	23.3	14.0	9.9	6.0	20.9	18.8	313	309
TORSTAR CORP	13.7	6.7	15.1	20.0	17.4	18.8	17.0	16.6	7.2	−0.6	8.4	13.1	13.3	188	190
U A P INC	10.7	13.2	14.8	13.4	10.7	10.7	10.1	11.6	7.5	6.8	6.9	11.0	10.3	119	122
UNIVA INC	22.5	16.4	21.6	20.3	20.5	19.8	15.8	2.9	0.2	15.2	7.8	14.8	13.8	233	233
VERSA SERVICES LTD	13.2	13.1	14.4	13.9	11.4	11.3	11.1	11.7	10.4	5.6	7.2	11.4	10.8	170	175
WESTON (GEORGE) LTD	10.6	13.6	14.0	14.3	15.0	14.8	13.9	13.6	10.4	7.0	3.2	13.0	11.8	166	168
MEDIAN	13.7	15.2	14.2	14.5	15.7	14.8	14.8	14.3	10.7	9.5	7.8	13.4	12.7	168	177
AVERAGE												14.1	13.4	184	188

PROJECTED RETURNS ON EQUITY FOR 26 STABLE CANADIAN INDUSTRIALS

	14% ANNUAL EARNINGS GROWTH FOR 1996–1998
1992	7.8 %
1993	9.6
1994	10.9
1995	12.1
1996	12.7
1997	13.3
1998	13.8
1999	14.2
2000	11.5
AVERAGE 1992–2000	11.75 %

Note: Projected returns for 1992–1994 are based on IBES earnings per share projections for our 26 company sample. Projected returns for 1995 are based on projected growth in earnings per share of 19%. Projections for the end of the cycle (2000) are based on an assumed downturn similar to that experienced in the 1976–1982 cycle for our sample. Dividends are assumed to grow at 9.0%.

Source: Standard & Poor's Compustat Services, Inc.; Institutional Brokers Estimate Sytem.

SELECTED RISK STATISTICS FOR UTILITIES AND INDUSTRIALS

	Standard Deviation Based Coefficients of Variation							
	Book Returns 1984–1992	Earnings Before Interest and Taxes 1984–1992	Beta a/	Standard Deviation of Market Returns a/	CBS Stock Rating	DBRS Debt Rating	CBRS Debt Rating	Common Equity Ratio b/ 1992
UTILITIES								
Gas Distributors								
BC Gas	38.9 %	56.9 %	0.42	3.8	CONSERVATIVE	A	B++	38.0 %
Canadian Western Natural Gas	24.9	10.7	0.45 c/	3.8 c/	VERY CONSERVATIVE c/	AA(low) c/	A+(low) c/	32.9
Centra Gas Ontario, Inc.	14.0	22.3	NA	NA	NR	A	B++(high)	37.2
Centra Gas Manitoba, Inc.	NA	NA	NA	NA	NR	A(low)	B++(high)	41.1
Consumers Gas	15.4	9.2	NA	NA	VERY CONSERVATIVE	A(high)	A	37.4
Gaz Metropolitain	18.2	25.4	NA	NA	NR	A	A(high)	50.0
Northwestern Utilities	28.7	11.9	NA	NA	NA	NA	NA	36.3
Pacific Northern Gas	5.8	6.9	0.40	4.2	AVERAGE	BBB(high)	B++	41.2
Union Gas Ltd.	11.5	12.2	0.26	4.0	NR	A	B++(high)	31.9
Electrics								
Alberta Power	16.4	14.6	NA	NA	NA	NA	NA	31.6
Fortis, Inc.	7.9	15.2	0.41	3.2	CONSERVATIVE	A	A	42.5
Maritime Electric	6.7	13.8	0.51	4.3	CONSERVATIVE	NR	B++(high)	44.6
TransAlta Utilities	10.5	7.1	0.36	4.0	VERY CONSERVATIVE	AA	A+(low)	39.3
West Kootenay Power	7.2	13.3	NA	NA	NR	BBB(high)	NR	51.6
Telephone Companies								
BC Telecom	8.1	17.2	0.56	4.0	VERY CONSERVATIVE	AA(low)	A+	53.4
Bruncor	35.0	14.5	0.54	3.3	CONSERVATIVE	AA(low)	A+(low)	45.2
Island Telephone	6.8	16.8	0.09	4.0	AVERAGE	A(low)	B++(high)	48.6
Maritime Telegraph & Telephone	7.5	23.0	0.36	3.3	CONSERVATIVE	A(high)	A+(low)	42.1
NewTel Enterprises	18.5	20.5	0.63	4.9	CONSERVATIVE	A(high)	A	45.9
Quebec Telephone	5.4	13.4	0.31	3.2	CONSERVATIVE	A(high)	A+(low)	54.4
Utility Median	11.5	14.5	0.41	4.0	CONSERVATIVE	A	A	41.7
26 STABLE INDUSTRIALS d/	32.5	27.7	0.67	5.7	CONSERVATIVE	A(high)	A(high)	73.6

a/ 60–month period ending December 1992
b/ Equity Ratio calculated on the basis of total permanent capital, excluding deferred taxes.
c/ Data are for parent, Canadian Utilities, Ltd.
d/ See Appendix A–11 for individual company data.

Note: The sample of five high–grade non–diversified utilities is comprised of BC Telecom, Canadian Utilities, Fortis, Maritime Telegraph & Telephone, and TransAlta Utilities. The expanded sample of eleven non–diversified utilities is comprised of B.C. Gas, BC Telecom, Canadian Utilities, Fortis, Island Telephone, Maritime Electric, Maritime Telegraph & Telephone, Newtel Enterprises, Pacific Northern Gas, Quebec Telephone, and TransAlta Utilities.

Source: Standard & Poor's Compustat Services, Inc.; TSE Review; The Blue Book of CBS Stock Reports; Dominion Bond Rating Service; Canadian Bond Rating Service; and Annual Reports to Stockholders.

APPENDIX 90.5.3

RISK MEASURES FOR INDUSTRIALS IN 1994 SAMPLE CURRENTLY TRADING

	Debt Ratings			Beta				Equity Ratio
				1999-2003		2000-2004		Total Capital
	S&P	DBRS	CBS Stock Rating	Raw	Adjusted	Raw	Adjusted	2003
Canadian Tire Corp	BBB+	A(low)	Very Conservative	0.24	0.49	0.30	0.53	64.3%
Corby (H.) Distillery			Average	0.04	0.36	0.06	0.37	39.6%
Corporate Foods Ltd. (Canada Bread)			Conservative	0.11	0.40	0.34	0.56	74.0%
Gendis Inc Cl. A				0.44	0.63	0.20	0.46	79.3%
Imperial Oil	AAA	AA	Very Conservative	-0.04	0.30	-0.02	0.32	80.1%
Leons Furniture			Average	0.20	0.46	0.24	0.49	100.0%
Loblaw Cos	A	A(high)	Very Conservative	-0.13	0.24	-0.02	0.32	50.2%
Maple Leaf Foods			Very Conservative	0.19	0.46	0.37	0.58	50.3%
Northern Telecom (Nortel Networks)	B-	B	Higher Risk	3.25	2.51	3.62	2.75	53.7%
Rothmans Inc		A(low)	Average	-0.26	0.15	-0.25	0.16	52.9%
Shell Canada	AA-	AA(low)	Very Conservative	0.06	0.37	-0.06	0.29	86.4%
Thomson Corp	A-	A(low)	Very Conservative	0.52	0.68	0.53	0.69	67.6%
Torstar Corp		BBB(high)	Very Conservative	0.28	0.52	0.34	0.56	65.6%
Weston (George)	A-	A(low)	Very Conservative	-0.10	0.27	-0.08	0.28	34.6%
Mean	A	A(low)	Conservative	0.34	0.56	0.40	0.60	64.2%
Median	A-	A(low)	Very Conservative	0.15	0.43	0.22	0.48	64.9%

Cara Operations	acquired
Dupont Canada	acquired
Hawker Siddeley Canada	acquired
Labatt (John)	acquired
Molson Cos	acquired
Oshawa Group	acquired
Schneider Corp	acquired
Scott's Hospitality	acquired
Seagram Co	acquired
UAP Inc	acquired
Univa Inc	acquired
Versa Services	acquired

RETURNS ON AVERAGE COMMON STOCK EQUITY FOR INDUSTRIALS INCLUDED IN THE 1994 SAMPLE AND CURRENTLY TRADING

	1993	1994	1995	1996	1997	1998	1999	2000	2001	2002	2003	2004	Average 1993-2004	Average 1993-1995	Average 1996-2004
Canadian Tire Corp	6.9	0.5	10.2	10.4	11.4	13.0	11.2	10.6	11.5	11.9	12.8	13.6	10.3	5.8	11.8
Corby (H.) Distillery	23.6	30.8	28.0	22.3	20.9	29.3	46.5	37.0	43.8	31.5	30.5	29.6	31.2	27.5	32.4
Corporate Foods Ltd.	15.6	14.5	12.6	12.8	14.2	1.3	2.7	7.4	8.6	13.9	9.6	14.3	10.6	14.2	9.4
Gendis Inc Cl. A	9.3	6.4	38.7	-0.5	26.3	-58.4	2.6	38.6	11.9	0.3	-8.0	-51.5	1.3	18.1	-4.3
Imperial Oil	4.2	5.7	8.6	15.0	18.9	12.9	13.5	32.4	28.4	25.1	30.6	33.9	19.1	6.2	23.4
Leons Furniture	16.4	15.3	14.0	13.4	15.1	16.7	21.1	19.3	17.3	17.1	16.5	18.9	16.8	15.3	17.3
Loblaw Cos	9.6	12.4	13.3	14.2	15.3	12.8	13.7	15.7	16.8	18.9	19.1	19.1	15.1	11.8	16.2
Maple Leaf Foods	7.3	7.5	-6.7	14.8	14.7	-6.3	17.9	8.0	10.3	12.2	4.8	13.0	8.1	2.7	9.9
Northern Telecom	-25.9	13.0	12.9	14.9	17.8	-7.4	-1.7	-14.7	-174.2	-88.1	8.6	-1.2	-20.5	0.0	-27.3
Rothmans Inc	40.1	45.2	39.7	40.2	37.2	38.4	41.7	38.6	40.1	45.2	60.4	51.4	43.2	41.7	43.7
Shell Canada	0.6	10.7	16.0	16.3	14.8	13.1	17.7	22.1	23.3	11.4	15.2	21.2	15.2	9.1	17.2
Thomson Corp	10.0	14.6	22.4	14.2	12.9	34.7	8.0	17.9	10.2	7.3	8.8	10.3	14.3	15.6	13.8
Torstar Corp	-1.7	7.9	6.7	11.3	38.4	-0.7	12.8	5.4	-14.6	21.3	17.8	14.6	9.9	4.3	11.8
Weston (George)	4.5	8.7	12.9	15.1	14.5	37.3	14.0	17.4	18.5	18.3	19.4	10.2	15.9	8.7	18.3
Mean	8.6	13.8	16.4	15.3	19.5	9.8	15.8	18.3	3.7	10.4	17.6	14.1	13.6	12.9	13.8
Median	8.3	11.5	13.1	14.5	15.2	13.0	13.6	17.6	14.4	15.5	15.8	14.5	14.7	10.4	15.0
													13.9	11.0	14.9

Source: Research Insight

APPENDIX 90.6.2

APPENDIX C: THE COMPARABLE EARNINGS TEST

A. Conceptual Underpinnings

The comparable earnings test provides a measure of the fair return based on the concept of opportunity cost. Specifically, the test arises from the notion that capital should not be committed to a venture unless it can earn a return commensurate with that available prospectively in alternative ventures of comparable risk. Since regulation is a surrogate for competition, the opportunity cost principle entails permitting utilities the opportunity to earn a return commensurate with the levels achievable by competitive firms facing similar risk. The comparable earnings test, which measures returns in relation to book value, is consistent with the original cost rate base form of regulation.

The comparable earnings test is an implementation of the comparable earnings standard, as distinguished from the cost of attracting capital standard. The comparable earnings standard recognizes that utility costs are measured in vintaged dollars and that rates are based on accounting costs, not economic costs. In contrast, the cost of attracting capital standard relies on costs expressed in dollars of current purchasing power, i.e., a market-related cost of capital. In the absence of experienced inflation, the two concepts would be quite similar, but the impact of inflation has rendered them dissimilar and distinct.

The concept that regulation is a surrogate for competition may be interpreted to mean that the combination of an original cost rate base and a fair return should result in a value to investors commensurate with that of competitive ventures of similar risk. The fact that an original cost rate base provides a starting point for the application of a fair return does not mean that the original cost of the assets is a measure of their fair value. The comparable earnings standard, as well as the principle of fairness, suggest that, if competitive industrial firms facing similar risk are able to maintain the value of their assets considerably above

book value, the return allowed to utilities should not seek to maintain the value of utility assets -- as reflected in stock market prices -- at book value.

B. Application of the Comparable Earnings Test

The principal issues in the application of the comparable earnings test are as follows:

- The selection of industrials of reasonably comparable risk to utilities.
- The selection of an appropriate time period over which returns are to be measured in order to estimate prospective returns.
- The determination of the relative risk of the industrials as compared to utilities.

(a) Selection of Canadian Industrials

The selection process starts with the recognition that industrials are exposed to higher business risk, but lower financial risk, than utilities. The selection of industrials focuses on total investment risk, i.e., the combined business and financial risks. The comparable earnings test is based on the premise that industrials' higher business risks can be offset by a more conservative capital structure, thus permitting selection of industrials facing investment risk that is reasonably comparable to utilities.

Utilities are generally characterized by relatively low volatility with respect to both earnings and stock market performance. Since consumer-oriented industries, due to their demand characteristics, are likely to exhibit relatively greater stability than other industries (e.g.,

extractive industries), the initial universe selection was limited to consumer-oriented industries (SIC codes 2000-3999 and 5000-5999).[1]

Stability of earnings, dividends and market prices were the principal criteria governing the selection of low risk industrials from the universe. This universe of 99 Canadian companies is comprised of all firms with (1) sufficient historical book and market data over the study periods; (2) common equity of $50 million or greater; and (3) 125,000 common shares or more traded annually (1998). From this universe, all firms that had cut their dividends by more than 25% or had not paid dividends since the beginning of the most recent point-to-point business cycle (1989) were eliminated, leaving 41 companies. The remaining firms were ranked by (1) the 1989-1997 coefficient of variation of book returns (standard deviation/average return on book equity); (2) the 1989-1997 coefficient of variation of earnings before interest and taxes (EBIT); (3) the five-year beta (1994-1998); and (4) the five-year standard deviation of market returns (1994-1998). The companies were then arrayed by their composite ordinal ranking. The final sample is comprised of 20 companies, representing the lower half of the 41 companies based on their composite ordinal ranking (see Schedule 15).

(b) Time Period for Measuring Returns

The measurement of returns for competitive industrials is, in large part, historical. The test, however, is intended to be prospective in nature, as are all tests used to estimate the fair return. Therefore, the returns earned in the past should be analyzed in the context of the longer-term outlook for the economy to determine the reasonableness of relying on past returns as a proxy for the future. Since returns on equity tend to be cyclical, the returns

[1]The major industrials represented by these SIC codes are Food and Kindred Products; Tobacco Products; Textiles; Lumber and Wood Products; Paper Products; Petroleum Refining; Chemicals; Rubber; Plastics; Glass; Concrete; Primary Metals; Fabricated Metals; Industrial/Commercial Machinery; Transportation Equipment; Computer and Electronic Equipment; Measuring Equipment; and Wholesale and Retail Operations for both durable and non-durable goods.

should be measured over an entire business cycle, in order to give fair representation to years of expansion and decline.

The most recent business cycle, when measured trough to trough, was 1983-1991. This cycle can be used as a point of departure to estimate the point-to-point cycle ending in the most recent year for which earnings data are available. The purpose of this is not only to ensure that the returns for expansion, peak, decline and recession years are taken into account, but also that the most recent data are included in the analysis. Based on this approach, the most recent point-to-point cycle ending in 1997 began in 1989.

The earnings for the selected sample of low risk industrials over the most recent business cycle were as follows:

	1989-1997
Annual Average	11.8%
Median of Annual Averages	11.2
Average of Annual Medians	11.7

Source: Schedule 15.

To determine if the past returns may be reasonably representative of future returns, key macroeconomic factors that are likely to impact on the general level of returns in the economy can be compared between cycles. For example, nominal returns on equity can be expected to be related to both inflation and the rate of economic growth. All other things being equal, lower (higher) inflation in the future should result in lower (higher) nominal returns than in the past. Similarly, higher real economic growth should lead to higher returns and vice versa.

Experienced inflation over the 1989-1997 business cycle was 1.9% (measured by the GDP deflator) and 2.5% (measured by the CPI). By comparison, the consensus forecast (April 1999) of longer-term (CPI) inflation is 1.9%. The consensus forecast (April 1999) for economic growth over the next decade (2000-2009) is 2.7%. This growth rate exceeds the 1.9% growth rate over the 1989-1997 business cycle by 80 basis points. Given the higher level of experienced inflation (GDP deflator, 1.9%; CPI, 2.5%) compared to forecast (1.9% based on CPI) but higher real growth forecast (2.7%) compared to growth over the last business cycle (1.9%), the returns over the past business cycle, barring extraordinary circumstances, should represent a reasonable proxy for the future.

However, considering that industrial restructuring occurring over the most recent business cycle, reduced measured returns, the achieved returns over the past business cycle are likely to underestimate future achievable returns. Moreover, restructuring should have a favorable impact on future returns due to higher productivity. A comparison of the returns on a year-to-year basis indicates that, in 1996-1997, ROEs had improved to a level close to the pre-1990 recession level. (To illustrate, the median ROE for 1989 was 13.7% and the medians in 1996 and 1997 were 13.1% and 13.5% respectively, see Schedule 15).

Hence, a conservative estimate of future earnings is 11.25-11.75%, reflecting the approximate range of returns earned over the 1989-1997 period.

(c) Risk Comparisons

No sample of industrials will be of precisely the same risk as utilities, in part because the types of risks are different and in part because the universe of Canadian industrial companies is relatively small. The goal is to select an industrial sample that both faces risks reasonably comparable to utilities' and is sufficiently large to ensure that the mean is representative of the sample.

It is generally accepted that the business risks of industrials are typically higher than those of utilities. However, by limiting the universe of industrials to those firms whose operations are concentrated in consumer-oriented areas, the disparity in business risk is reduced. In addition, the inherently greater business risk of industrials is in large part offset by the more conservative capital structures maintained by industrials. The typical utility common equity ratio (as allowed by regulatory Boards) for electric and gas distributors has been approximately 37% (Schedule 2); the average consolidated equity ratio (including diversified operations) was approximately 38% (Schedule 3). For the low risk industrials, the 1997 common equity ratio was approximately 71% (Schedule 16).

The purpose of the analysis of the relative risk of the selected industrials versus utilities is to determine to what extent any differences in risk should result in a risk adjustment to the industrial returns.

The table below summarizes a number of statistical measures of risk (including measures of historical book and market returns, and relative stock price stability) for five[1] major publicly traded Canadian gas/electric utilities and the selected stable industrials.

	MEDIANS	
	20 STABLE INDUSTRIALS	**FIVE NON-DIVERSIFIED GAS/ELECTRIC UTILITIES**
COV of Book Returns (1989-1997)	35.5%	8.4%
COV of EBIT (1989-1997)	27.4%	19.1%
Beta (1994-1998)	0.56	0.54
Standard deviation of market returns (1994-1998)	6.3%	4.5%
CBS Stock Rating	Conservative	Very Conservative
DBRS Debt Rating	A	A
CBRS Debt Rating	A(high)	A(low)

Source: Schedule 16.

Both the bond ratings and stock ratings suggest that the five gas/electric utilities are in about the same risk class as the typical industrial in the sample. However, the statistical data indicate that gas/electric utilities have experienced greater book and market return stability than the low risk industrials. Given that the historical volatility measures (coefficients of variation and the standard deviation) of the industrials are higher than those of the gas/electric utilities, suggesting higher investment risk, an attempt to quantify the impact of risk differences on the return requirement is appropriate. The following quantification is based on the Capital Asset Pricing Model (CAPM).

[1]BC Gas, Canadian Utilities, Fortis, Pacific Northern Gas and TransAlta. Excludes Gaz Metro due to partnership structure and Nova Scotia Power due to insufficient historic data.

The CAPM holds that investors require compensation only for systematic or non-diversifiable risk, which can be measured by beta, or the covariance of the stock price of a particular firm with the market as a whole. However, there is empirical evidence that the beta does not capture all aspects of risk; moreover, empirical studies have also shown that beta understates the cost of equity for low beta stocks and overstates the cost for high beta stocks. To mitigate the latter effect, "adjusted" betas were calculated for the utilities and low risk industrials using the approximate Value Line/Merrill Lynch formulation which gives 2/3 weight to the calculated ("raw") beta and 1/3 weight to the market beta.[1] The 1994-1998 raw and adjusted betas of the utilities and industrials are as follows:

RAW BETAS		
	Industrials	**Utilities**
Median	0.56	0.54
Average	0.56	0.53

Source: Schedule 16.

ADJUSTED BETAS		
	Industrials	**Utilities**
Median	0.71	0.69
Average	0.71	0.69

[1] Adjusted Beta = 0.67 ("raw" beta) + 0.33 (market beta of 1.0); see Appendix A, page A-16, for further discussion.

Since the betas for the industrial and utility sample are approximately the same (on both a raw and adjusted basis), no adjustment to the comparable earnings test results of 11.25-11.75% is necessary.

(d) U.S. Industrial Returns

Two factors led to the consideration of the returns of U.S. industrials as a relevant input to the comparable earnings test results:

(1) There are a relatively small number of low risk industrials in Canada -- due in part to the resource-based nature of the economy. The increasing globalization of markets, and specifically the close relationship between the Canadian and U.S. economies as well as the capital markets, render the U.S. market a natural choice for a Canadian investor interested in a portfolio of low risk industrial companies. The returns on equity of low risk U.S. industrials (as adjusted for risk and tax differences), in turn, provide a measure of the opportunity cost faced by Canadian utilities.

(2) The returns of low risk U.S. industrials over the most recent business cycles are in stark contrast to Canadian industrials, in part because restructuring efforts by U.S. industrials preceded those undertaken by Canadian firms. These U.S. returns, adjusted for approximate risk differences with utilities and differential Canadian/U.S. tax rates, provide a perspective on the achievable returns of Canadian industrials, assuming that their restructuring efforts will improve their performance.

Addendum I to this Appendix details the selection of a sample of 35 low risk U.S. industrials and the adjustments for risk differences with Canadian utilities and for Canadian/U.S. corporate tax rate differences.

The returns for this sample ranged from 16.1-16.6% over the 1989-1997 business cycle (Schedule 21). An adjustment for U.S./Canadian corporate tax rate differences reduces the average returns to 14.3-14.7%. A further adjustment for differential risk with Canadian utilities results in a return applicable to an average risk Canadian utility of approximately 12.8%.

(e) Conclusion

The estimate of a normal cycle average level of returns for low risk Canadian industrials is within a range of 11.25-11.75%. Due to the similarity of betas for the industrial sample and the average risk Canadian gas/electric utility, no risk adjustment is required. The risk- and tax-adjusted returns for U.S. industrials are approximately 12.8%. Primary weight was given to the Canadian results. Hence, the fair return based on the comparable earnings test is in the range of 11.5-12.0%.

RETURNS ON AVERAGE COMMON STOCK EQUITY
FOR 20 LOW RISK CANADIAN INDUSTRIALS

	1989	1990	1991	1992	1993	1994	1995	1996	1997	Average 1989-1997
ANDRES WINES LTD	10.9	10.2	10.1	9.3	9.0	10.0	12.3	13.8	13.1	11.0
CANADA BREAD LTD	24.1	21.8	21.1	13.9	15.6	14.5	12.6	12.8	14.2	16.7
CANADIAN TIRE CORP	17.1	14.8	11.9	6.4	6.9	0.5	10.2	10.4	11.4	10.0
CARA OPERATIONS LTD	24.5	18.7	14.0	12.6	11.7	9.5	12.2	10.9	13.8	14.2
CCL INDUSTRIES	36.9	7.4	0.1	16.0	2.0	8.6	9.5	10.3	9.6	11.1
CORBY (H.) DISTILLERY	13.8	16.3	10.9	21.6	23.6	30.8	28.0	22.3	20.9	20.9
DOVER INDUSTRIES LTD	17.4	14.8	13.3	11.2	12.0	12.1	10.5	7.0	3.8	11.3
DUPONT CANADA	16.0	10.9	9.2	12.6	9.4	19.9	20.4	19.7	20.6	15.4
EMPIRE COMPANY LTD	5.1	0.1	3.7	6.8	12.3	9.4	3.9	11.9	17.9	7.9
IMPERIAL OIL LTD	7.0	6.7	2.3	2.9	4.2	5.7	8.6	15.0	18.9	7.9
LEONS FURNITURE LTD	19.3	14.2	14.6	11.4	16.4	15.3	14.0	13.4	15.1	14.9
LOBLAW COS LTD	11.5	14.4	13.2	8.7	9.6	12.4	13.3	14.2	15.3	12.5
OSHAWA GROUP LTD	14.8	10.4	5.7	6.4	7.3	7.3	8.4	6.8	6.4	8.2
QUEBECOR INC	8.3	25.5	4.9	16.5	10.8	11.3	20.6	14.2	12.4	13.8
REITMANS (CANADA)	5.0	-1.5	9.4	15.4	11.1	9.0	6.2	0.8	8.9	7.2
SHELL CANADA LTD	7.0	9.8	-4.0	2.7	0.6	10.7	16.0	16.3	14.8	8.2
THOMSON CORP	23.3	14.0	9.9	6.0	10.0	14.6	22.4	14.2	12.9	14.1
U A P INC	11.6	7.5	6.8	6.9	8.9	11.6	10.0	10.2	8.1	9.1
WESTON (GEORGE) LTD	13.6	10.4	7.0	3.2	4.5	8.7	12.9	15.1	14.5	10.0
WINPAK LTD	12.7	13.5	10.7	12.4	13.7	13.0	11.4	12.7	10.9	12.3
Median	13.7	12.2	9.7	10.2	9.8	11.0	12.3	13.1	13.5	11.2
Annual Average										11.8
Average of Annual Medians										11.7

Source: Standard & Poor's Compustat Services, Inc.; Value Line.

20ROESCH

SCHEDULE 15

SELECTED R[illegible]ATISTICS
FOR FIVE CANADIAN ELECTRIC & GAS UTILITIES
AND 20 LOW RISK CANADIAN INDUSTRIALS

	1989-1997 Coefficients of Variation		Raw	Standard Deviation	CBS	DBRS	CBRS	1997 Common
	Book Returns	EBIT	Beta a/	of Market Returns	Stock Rating	Bond Rating	Bond Rating	Equity Ratio b/
Gas and Electric Utilities								
BC GAS	39.2 %	21.9 %	0.48	4.0 %	Very Conservative	A	B++(HIGH)	32.4
CANADIAN UTILITIES	7.9	18.8	0.62	4.5	Very Conservative	AA(LOW)	A+	38.1
FORTIS	13.1	22.3	0.49	3.8	Conservative	A	A(LOW)	39.2
PACIFIC NORTHERN GAS	8.4	19.1	0.54	4.9	Average	BBB(HIGH)	B++	33.7
TRANSALTA UTILITIES	5.1	10.8	0.54	4.5	Very Conservative	AA(LOW)	A+	41.3
Median	**8.4**	**19.1**	**0.54**	**4.5**	**Very Conservative**	**A**	**A(LOW)**	**38.1**
Average	**14.7**	**18.6**	**0.53**	**4.3**	**Conservative**	**A**	**A**	**36.9**
Industrials								
ANDRES WINES LTD	16.1	23.2	0.34	5.7	Speculative	NR	NR	49.3
CANADA BREAD LTD	26.6	35.3	0.73	7.2	Average	NR	NR	86.4
CANADIAN TIRE CORP	49.3	13.1	0.85	7.9	Very Conservative	A	A+(LOW)	62.4
CARA OPERATIONS LTD	33.1	8.7	0.56	7.5	Average	BBB(HIGH)	A	71.2
CCL INDUSTRIES	91.5	47.0	0.51	5.6	Average	NR	NR	45.1
CORBY (H.) DISTILLERY	31.2	16.8	0.28	6.8	NR	NR	NR	99.1
DOVER INDUSTRIES LTD	35.9	15.7	0.23	4.0	NR	NR	NR	81.4
DUPONT CANADA	32.3	42.5	0.94	7.0	Conservative	AA(LOW)	A+(HIGH)	99.2
EMPIRE COMPANY LTD	68.0	10.6	0.57	7.2	Conservative	BBB	A(LOW)	35.2
IMPERIAL OIL LTD	68.6	27.5	0.40	5.4	Very Conservative	AA	A+	74.4
LEONS FURNITURE LTD	15.0	20.0	0.31	7.1	Average	NR	NR	99.8
LOBLAW COS LTD	18.3	30.0	0.57	6.5	Very Conservative	A(HIGH)	A(HIGH)	53.0
OSHAWA GROUP LTD	35.0	21.8	0.62	6.0	Conservative	A(LOW)	A+	85.5
QUEBECOR INC	45.6	60.5	0.59	5.9	Very Conservative	NR	NR	34.1
REITMANS (CANADA)	70.8	145.8	0.47	5.8	Average	NR	NR	83.3
SHELL CANADA LTD	84.4	60.3	0.49	5.1	Very Conservative	AA(LOW)	A+(LOW)	81.2
THOMSON CORP	40.1	24.8	0.87	5.7	Very Conservative	A	A(HIGH)	47.6
U A P INC	21.2	27.3	0.46	8.4	NR	NR	A	70.8
WESTON (GEORGE) LTD	44.1	32.2	0.75	6.8	Very Conservative	A	NR	51.2
WINPAK LTD	9.2	42.6	0.57	6.0	Higher Risk	NR	NR	65.9
Median	**35.5**	**27.4**	**0.56**	**6.3**	**Conservative**	**A**	**A(HIGH)**	**71.0**
Average	**41.8**	**35.3**	**0.56**	**6.4**	**Conservative**	**A**	**A(HIGH)**	**68.8**

a/ 60-month period ending December 1998.
b/ Equity ratio calculated on the basis of total permanent capital plus short-term debt, excluding deferred taxes.
Note: Utility bond ratings are for subsidiaries, all other data are for parents.

Source: Standard & Poor's Compustat Services, Inc.; TSE Review; The Blue Book of CBS Stock Reports; Dominion Bond Rating Service; and Canadian Bond Rating Service.

RISKST

SCHEDULE 16

APPENDIX 90.6.3

RISK MEASURES FOR INDUSTRIALS IN 1999 SAMPLE CURRENTLY TRADING

	Debt Ratings			Beta				Equity Ratio
				1999-2003		2000-2004		Total Capital
	S&P	DBRS	CBS Stock Rating	Raw	Adjusted	Raw	Adjusted	2003
Andres Wines			Higher Risk	0.18	0.45	0.39	0.59	63.5%
Canada Bread			Conservative	0.11	0.40	0.34	0.56	74.0%
Canadian Tire	BBB+	A(low)	Very Conservative	0.24	0.49	0.30	0.53	64.3%
CCL Industries			Average	-0.05	0.29	0.10	0.39	49.5%
Corby (H.) Distillery			Average	0.04	0.36	0.06	0.37	39.6%
Dover Industries				-0.02	0.32	0.12	0.41	77.2%
Empire Company	BBB-	BBB	Very Conservative	0.26	0.50	0.36	0.57	57.9%
Imperial Oil	AAA	AA	Very Conservative	-0.04	0.30	-0.02	0.32	80.1%
Leons Furniture			Average	0.20	0.46	0.24	0.49	100.0%
Loblaw Cos	A	A(high)	Very Conservative	-0.13	0.24	-0.02	0.32	50.2%
Quebecor Inc			Very Conservative	1.01	1.00	1.13	1.09	17.5%
Reitmans (Canada)			Average	-0.11	0.26	0.14	0.42	74.5%
Shell Canada	AA-	AA(low)	Very Conservative	0.06	0.37	-0.06	0.29	86.4%
Thomson Corp	A-	A(low)	Very Conservative	0.52	0.68	0.53	0.69	67.6%
Weston (George)	A-	A(low)	Very Conservative	-0.10	0.27	-0.08	0.28	34.6%
Winpak Ltd.			Higher Risk	0.08	0.38	0.06	0.37	77.7%
Mean	A	A	Conservative	0.14	0.42	0.22	0.48	63.4%
Median	A	A(high)	Very Conservative	0.07	0.37	0.13	0.41	65.9%

Cara Operations	acquired
Dupont Canada	acquired
Oshawa Group	acquired
UAP Inc.	acquired

RETURNS ON AVERAGE COMMON STOCK EQUITY FOR INDUSTRIALS INCLUDED IN THE 1999 SAMPLE AND CURRENTLY TRADING

	1993	1994	1995	1996	1997	1998	1999	2000	2001	2002	2003	2004	Average 1993-2004	Average 1993-1995	Average 1996-2004
Andres Wines	9.0	10.0	12.3	13.8	13.1	10.3	18.7	6.2	7.9	9.8	12.4	10.1	11.1	10.5	11.4
Canada Bread	15.6	14.5	12.6	12.8	14.2	1.3	2.7	7.4	8.6	13.9	9.6	14.3	10.6	14.2	9.4
Canadian Tire	6.9	0.5	10.2	10.4	11.4	13.0	11.2	10.6	11.5	11.9	12.8	13.6	10.3	5.8	11.8
CCL Industries	2.0	8.6	9.5	10.3	9.6	8.7	9.4	4.7	4.4	4.4	12.4	13.7	8.1	6.7	8.6
Corby (H.) Distillery	23.6	30.8	28.0	22.3	20.9	29.3	46.5	37.0	43.8	31.5	30.5	29.6	31.2	27.5	32.4
Dover Industries	12.0	12.1	10.5	7.0	3.8	8.0	5.5	3.0	9.8	2.6	5.2	5.7	7.1	11.5	5.6
Empire Company	12.3	9.4	3.9	11.9	17.9	21.7	13.3	69.1	16.4	11.4	11.6	10.7	17.5	8.5	20.4
Imperial Oil	4.2	5.7	8.6	15.0	18.9	12.9	13.5	32.4	28.4	25.1	30.6	33.9	19.1	6.2	23.4
Leons Furniture	16.4	15.3	14.0	13.4	15.1	16.7	21.1	19.3	17.3	17.1	16.5	18.9	16.8	15.3	17.3
Loblaw Cos	9.6	12.4	13.3	14.2	15.3	12.8	13.7	15.7	16.8	18.9	19.1	19.1	15.1	11.8	16.2
Quebecor Inc	10.8	11.3	20.6	14.2	12.4	13.0	30.5	48.0	-9.0	4.5	4.6	7.9	14.1	14.2	14.0
Reitmans (Canada)	11.1	9.0	6.2	0.8	8.9	9.4	30.1	10.2	12.6	10.5	15.4	22.0	12.2	8.8	13.3
Shell Canada	0.6	10.7	16.0	16.3	14.8	13.1	17.7	22.1	23.3	11.4	15.2	21.2	15.2	9.1	17.2
Thomson Corp	10.0	14.6	22.4	14.2	12.9	34.7	8.0	17.9	10.2	7.3	8.8	10.3	14.3	15.6	13.8
Weston (George)	4.5	8.7	12.9	15.1	14.5	37.3	14.0	17.4	18.5	18.3	19.4	10.2	15.9	8.7	18.3
Winpak Ltd.	13.7	13.0	11.4	12.7	10.9	13.0	15.1	15.2	14.0	20.7	14.7	12.4	13.9	12.7	14.3
Mean	10.1	11.7	13.3	12.8	13.4	16.0	16.9	21.0	14.7	13.7	14.9	15.8	14.5	11.7	15.5
Median	12.9	13.1	13.2	13.6	13.6	13.6	13.8	13.8	13.6	13.6	13.7	13.7	13.8	13.0	14.2
													13.5	13.1	13.7

Cara Operations	acquired
Dupont Canada	acquired
Oshawa Group	acquired
UAP Inc.	acquired

APPENDIX 93.1

Dividends

	CANADIAN UTILITIES - CL A	EMERA INC	ENBRIDGE INC	FORTIS INC	TERASEN INC	TRANSCANADA CORP
Jan96	0.365	0.2	0.25	0.43	0.112	0.27
Feb96	0.37	0.2	0.25	0.43	0.112	0.27
Mar96	0.37	0.2	0.25	0.43	0.112	0.27
Apr96	0.37	0.2	0.25	0.43	0.112	0.27
May96	0.37	0.2	0.25	0.43	0.112	0.27
Jun96	0.37	0.2	0.25	0.43	0.112	0.27
Jul96	0.37	0.2	0.25	0.43	0.112	0.27
Aug96	0.37	0.2	0.257	0.43	0.112	0.27
Sep96	0.37	0.2	0.257	0.43	0.112	0.27
Oct96	0.37	0.2	0.257	0.43	0.112	0.27
Nov96	0.37	0.2	0.257	0.43	0.112	0.27
Dec96	0.37	0.2	0.257	0.43	0.112	0.29
Jan97	0.37	0.203	0.257	0.43	0.112	0.29
Feb97	0.39	0.203	0.257	0.43	0.112	0.29
Mar97	0.39	0.203	0.257	0.43	0.112	0.29
Apr97	0.39	0.203	0.257	0.43	0.112	0.29
May97	0.39	0.203	0.257	0.44	0.125	0.29
Jun97	0.39	0.203	0.257	0.44	0.125	0.29
Jul97	0.39	0.203	0.257	0.44	0.125	0.29
Aug97	0.39	0.203	0.257	0.44	0.125	0.29
Sep97	0.39	0.203	0.257	0.44	0.125	0.29
Oct97	0.39	0.203	0.257	0.44	0.125	0.29
Nov97	0.39	0.203	0.257	0.44	0.125	0.29
Dec97	0.39	0.203	0.257	0.44	0.125	0.31
Jan98	0.39	0.205	0.257	0.44	0.125	0.31
Feb98	0.41	0.205	0.257	0.44	0.125	0.31
Mar98	0.41	0.205	0.257	0.44	0.125	0.31
Apr98	0.41	0.205	0.257	0.44	0.125	0.31
May98	0.41	0.205	0.287	0.45	0.14	0.31
Jun98	0.41	0.205	0.287	0.45	0.14	0.31
Jul98	0.41	0.205	0.287	0.45	0.14	0.31
Aug98	0.41	0.205	0.287	0.45	0.14	0.31
Sep98	0.41	0.205	0.287	0.45	0.14	0.28
Oct98	0.41	0.205	0.287	0.45	0.14	0.28
Nov98	0.41	0.205	0.287	0.45	0.14	0.28
Dec98	0.41	0.205	0.287	0.45	0.14	0.28
Jan99	0.41	0.207	0.287	0.45	0.14	0.28
Feb99	0.43	0.207	0.287	0.45	0.14	0.28
Mar99	0.43	0.207	0.287	0.45	0.14	0.28
Apr99	0.43	0.207	0.287	0.45	0.14	0.28
May99	0.43	0.207	0.303	0.45	0.147	0.28
Jun99	0.43	0.207	0.303	0.45	0.147	0.28
Jul99	0.43	0.207	0.303	0.45	0.147	0.28
Aug99	0.43	0.207	0.303	0.45	0.147	0.28
Sep99	0.43	0.207	0.303	0.45	0.147	0.28
Oct99	0.43	0.207	0.303	0.45	0.147	0.28
Nov99	0.43	0.207	0.303	0.46	0.147	0.28
Dec99	0.43	0.207	0.303	0.46	0.147	0.28
Jan00	0.43	0.21	0.303	0.46	0.147	0.28
Feb00	0.45	0.21	0.303	0.46	0.147	0.28
Mar00	0.45	0.21	0.303	0.46	0.147	0.2
Apr00	0.45	0.21	0.303	0.46	0.147	0.2
May00	0.45	0.21	0.322	0.46	0.155	0.2
Jun00	0.45	0.21	0.322	0.46	0.155	0.2
Jul00	0.45	0.21	0.322	0.46	0.155	0.2
Aug00	0.45	0.21	0.322	0.46	0.155	0.2
Sep00	0.45	0.21	0.322	0.46	0.155	0.2
Oct00	0.45	0.21	0.322	0.46	0.155	0.2
Nov00	0.45	0.21	0.322	0.46	0.155	0.2
Dec00	0.45	0.21	0.322	0.46	0.155	0.2
Jan01	0.45	0.213	0.322	0.46	0.155	0.2
Feb01	0.47	0.213	0.35	0.46	0.155	0.2
Mar01	0.47	0.213	0.35	0.46	0.155	0.225
Apr01	0.47	0.213	0.35	0.46	0.155	0.225
May01	0.47	0.213	0.35	0.47	0.165	0.225
Jun01	0.47	0.213	0.35	0.47	0.165	0.225
Jul01	0.47	0.213	0.35	0.47	0.165	0.225
Aug01	0.47	0.213	0.35	0.47	0.165	0.225
Sep01	0.47	0.213	0.35	0.47	0.165	0.225
Oct01	0.47	0.213	0.35	0.47	0.165	0.225
Nov01	0.47	0.213	0.35	0.47	0.165	0.225
Dec01	0.47	0.213	0.35	0.47	0.165	0.225
Jan02	0.47	0.215	0.35	0.47	0.165	0.225
Feb02	0.49	0.215	0.38	0.47	0.165	0.225
Mar02	0.49	0.215	0.38	0.47	0.165	0.25
Apr02	0.49	0.215	0.38	0.47	0.165	0.25
May02	0.49	0.215	0.38	0.49	0.18	0.25
Jun02	0.49	0.215	0.38	0.49	0.18	0.25
Jul02	0.49	0.215	0.38	0.49	0.18	0.25
Aug02	0.49	0.215	0.38	0.49	0.18	0.25
Sep02	0.49	0.215	0.38	0.49	0.18	0.25
Oct02	0.49	0.215	0.38	0.49	0.18	0.25
Nov02	0.49	0.215	0.38	0.49	0.18	0.25
Dec02	0.49	0.215	0.38	0.49	0.18	0.25
Jan03	0.49	0.215	0.38	0.49	0.18	0.25
Feb03	0.51	0.215	0.415	0.52	0.18	0.25
Mar03	0.51	0.215	0.415	0.52	0.18	0.27
Apr03	0.51	0.215	0.415	0.52	0.18	0.27
May03	0.51	0.215	0.415	0.52	0.195	0.27
Jun03	0.51	0.215	0.415	0.52	0.195	0.27
Jul03	0.51	0.215	0.415	0.52	0.195	0.27
Aug03	0.51	0.215	0.415	0.52	0.195	0.27
Sep03	0.51	0.215	0.415	0.52	0.195	0.27
Oct03	0.51	0.215	0.415	0.52	0.195	0.27
Nov03	0.51	0.215	0.415	0.52	0.195	0.27
Dec03	0.51	0.215	0.415	0.52	0.195	0.27
Jan04	0.51	0.22	0.415	0.52	0.195	0.27
Feb04	0.53	0.22	0.458	0.54	0.195	0.27
Mar04	0.53	0.22	0.458	0.54	0.195	0.29
Apr04	0.53	0.22	0.458	0.54	0.195	0.29
May04	0.53	0.22	0.458	0.54	0.21	0.29
Jun04	0.53	0.22	0.458	0.54	0.21	0.29
Jul04	0.53	0.22	0.458	0.54	0.21	0.29
Aug04	0.53	0.22	0.458	0.54	0.21	0.29
Sep04	0.53	0.22	0.458	0.54	0.21	0.29
Oct04	0.53	0.22	0.458	0.54	0.21	0.29
Nov04	0.53	0.22	0.458	0.54	0.21	0.29
Dec04	0.53	0.22	0.458	0.54	0.21	0.29
Jan05	0.53	0.22	0.458	0.54	0.21	0.29
Feb05	0.55	0.22	0.5	0.57	0.225	0.29
Mar05	0.55	0.22	0.5	0.57	0.225	0.305

	Prices						Dividend Yield						
	CANADIAN UTILITIES - CL A	EMERA INC	ENBRIDGE INC	FORTIS INC	TERASEN INC	TRANSCANADA CORP	CANADIAN UTILITIES - CL A	EMERA INC	ENBRIDGE INC	FORTIS INC	TERASEN INC	TRANSCANADA CORP	30 Year Canada
Jan96	26.375	12.5	16.625	27.375	8	19.75	5.5%	6.4%	6.0%	6.3%	5.6%	5.5%	7.64
Feb96	26.25	12.125	16.375	27.5	7.875	19.375	5.6%	6.6%	6.1%	6.3%	5.7%	5.6%	8.08
Mar96	25.5	12.375	16.5	27.625	7.938	19	5.8%	6.5%	6.1%	6.2%	5.6%	5.7%	8.14
Apr96	26.4	12.45	16.725	28.2	8.125	19.05	5.6%	6.4%	6.0%	6.1%	5.5%	5.7%	8.26
May96	26.25	12.35	16.9	28.3	8.275	19.8	5.6%	6.5%	5.9%	6.1%	5.4%	5.5%	8.09
Jun96	27	12.5	17.15	28.95	8.4	20.25	5.5%	6.4%	5.8%	5.9%	5.3%	5.3%	8.17
Jul96	27.45	12.35	17.65	29.9	8.975	21.25	5.4%	6.5%	5.7%	5.8%	5.0%	5.1%	8.06
Aug96	28.6	12.75	18.125	30.4	9.5	21.85	5.2%	6.3%	5.7%	5.7%	4.7%	4.9%	7.83
Sep96	28.3	13	18.45	31.55	9.275	21.85	5.2%	6.2%	5.6%	5.5%	4.8%	4.9%	7.75
Oct96	32.25	14.3	20.25	34.05	9.9	22.75	4.6%	5.6%	5.1%	5.1%	4.5%	4.7%	7.12
Nov96	31.9	14.15	20	32.85	10	24.2	4.6%	5.7%	5.1%	5.2%	4.5%	4.5%	6.75
Dec96	30.55	14.35	19.975	34	10.15	24	4.8%	5.6%	5.1%	5.1%	4.4%	4.8%	7.09
Jan97	32.25	13.95	19.975	33.7	10.25	24.55	4.6%	5.8%	5.1%	5.1%	4.4%	4.7%	7.27
Feb97	31.4	14.15	19.975	32.9	10.7	25.35	5.0%	5.7%	5.1%	5.2%	4.2%	4.6%	7.09
Mar97	31.1	14.05	19.95	31.55	10.625	25.15	5.0%	5.8%	5.2%	5.5%	4.2%	4.6%	7.37
Apr97	32.7	14.25	20.875	33.2	11.5	25.55	4.8%	5.7%	4.9%	5.2%	3.9%	4.5%	7.18
May97	35.45	14.25	21.85	33.3	12.1	26.7	4.4%	5.7%	4.7%	5.3%	4.1%	4.3%	7.02
Jun97	35.9	14.25	23.075	34.65	13	27.75	4.3%	5.7%	4.5%	5.1%	3.8%	4.2%	6.89
Jul97	39.7	15.05	27.25	34.55	13.1	27.45	3.9%	5.4%	3.8%	5.1%	3.8%	4.2%	6.3
Aug97	37.1	14.4	24.8	34.6	12.4	26	4.2%	5.6%	4.1%	5.1%	4.0%	4.5%	6.57
Sep97	38.55	14.75	27.15	36.9	12.525	26.75	4.0%	5.5%	3.8%	4.8%	4.0%	4.3%	6.31
Oct97	39.65	15.2	26.4	38	12.975	26.15	3.9%	5.3%	3.9%	4.6%	3.9%	4.4%	6.01
Nov97	39.45	16.1	31.5	39.4	13	30.25	4.0%	5.0%	3.3%	4.5%	3.8%	3.8%	5.97
Dec97	40.65	17.4	32.7	42	13.9	31.9	3.8%	4.7%	3.1%	4.2%	3.6%	3.9%	5.95
Jan98	44.3	18.35	32.8	44.5	14.475	31.6	3.5%	4.5%	3.1%	4.0%	3.5%	3.9%	5.81
Feb98	46.8	19	32.075	45.25	15.25	31.95	3.5%	4.3%	3.2%	3.9%	3.3%	3.9%	5.78
Mar98	47.5	19.9	31.825	46.1	15.15	33.45	3.5%	4.1%	3.2%	3.8%	3.3%	3.7%	5.7
Apr98	44.8	19	31.5	46.3	15.6	31.8	3.7%	4.3%	3.3%	3.8%	3.2%	3.9%	5.76
May98	45.25	19	31.675	45	15.775	33.8	3.6%	4.3%	3.6%	4.0%	3.5%	3.7%	5.61
Jun98	46.15	19.4	33.125	45	15.925	32.6	3.6%	4.2%	3.5%	4.0%	3.5%	3.8%	5.52
Jul98	43.85	17.6	32.5	42.05	15.3	23.95	3.7%	4.7%	3.5%	4.3%	3.7%	5.2%	5.61
Aug98	38.8	15.2	29	36	14.125	21.3	4.2%	5.4%	4.0%	5.0%	4.0%	5.8%	5.83
Sep98	41.9	16.75	32.025	36.5	14.425	22.25	3.9%	4.9%	3.6%	4.9%	3.9%	5.0%	5.32
Oct98	45.15	18.2	33.55	39	15.875	23.3	3.6%	4.5%	3.4%	4.6%	3.5%	4.8%	5.45
Nov98	45.45	17.65	34.5	38.6	14.425	22.85	3.6%	4.6%	3.3%	4.7%	3.9%	4.9%	5.47
Dec98	48	18.2	35.25	38.25	15.25	22.45	3.4%	4.5%	3.3%	4.7%	3.7%	5.0%	5.23
Jan99	47.75	18.1	34.375	37.35	14.275	21.5	3.4%	4.6%	3.3%	4.8%	3.9%	5.2%	5.23
Feb99	47.85	18.2	35.5	37	14.525	20.7	3.6%	4.5%	3.2%	4.9%	3.9%	5.4%	5.43
Mar99	46.85	16.75	33.425	38	13.625	19.25	3.7%	4.9%	3.4%	4.7%	4.1%	5.8%	5.36
Apr99	46.45	17.2	33.925	36.8	14.7	20.1	3.7%	4.8%	3.4%	4.9%	3.8%	5.6%	5.41
May99	43.5	17.5	34.7	35.05	15	20.4	4.0%	4.7%	3.5%	5.1%	3.9%	5.5%	5.58
Jun99	44.75	16.65	33.75	34.2	15.05	20.75	3.8%	5.0%	3.6%	5.3%	3.9%	5.4%	5.63
Jul99	43.7	17.45	33	35.5	14.35	20.25	3.9%	4.7%	3.7%	5.1%	4.1%	5.5%	5.74
Aug99	41.4	16.4	31.9	34.95	13.875	21.05	4.2%	5.0%	3.8%	5.2%	4.2%	5.3%	5.68
Sep99	40	15.6	31.75	34.05	13.625	19.25	4.3%	5.3%	3.8%	5.3%	4.3%	5.8%	5.91
Oct99	39.2	15.95	31.7	34	13.225	17.75	4.4%	5.2%	3.8%	5.3%	4.4%	6.3%	6.36
Nov99	36	15.05	29.65	33.1	11.25	16.25	4.8%	5.5%	4.1%	5.6%	5.2%	6.9%	6.1
Dec99	39	14.4	28.65	31.4	12.7	12.5	4.4%	5.8%	4.2%	5.9%	4.6%	9.0%	6.23
Jan00	36.5	13.65	27.5	30.05	11.3	11.7	4.7%	6.2%	4.4%	6.1%	5.2%	9.6%	6.27
Feb00	35.75	13	26.5	29.2	12.2	9.9	5.0%	6.5%	4.6%	6.3%	4.8%	11.3%	5.83
Mar00	33.4	13.3	29.45	29.05	12.5	10.65	5.4%	6.3%	4.1%	6.3%	4.7%	7.5%	5.84
Apr00	37.75	13.45	32	31.1	13.425	10.5	4.8%	6.2%	3.8%	5.9%	4.4%	7.6%	5.92
May00	39	14.5	34.3	31	14.75	11.7	4.6%	5.8%	3.8%	5.9%	4.2%	6.8%	5.63
Jun00	41.9	14.25	31.05	32.55	14.15	11.3	4.3%	5.9%	4.1%	5.7%	4.4%	7.1%	5.61
Jul00	41	14.5	31.9	32.5	13.5	11.4	4.4%	5.8%	4.0%	5.7%	4.6%	7.0%	5.53
Aug00	40.45	15.7	33.8	32.6	14.3	14.3	4.4%	5.4%	3.8%	5.6%	4.3%	5.6%	5.55
Sep00	41	15.3	34.6	34.5	14.175	14.15	4.4%	5.5%	3.7%	5.3%	4.4%	5.7%	5.67
Oct00	43.75	15.75	41	34.4	15.5	14.5	4.1%	5.3%	3.1%	5.3%	4.0%	5.5%	5.61
Nov00	44	16.35	40.5	34.35	15.5	15.35	4.1%	5.1%	3.2%	5.4%	4.0%	5.2%	5.51
Dec00	51	17.7	43.7	36	16.675	17.2	3.5%	4.7%	2.9%	5.1%	3.7%	4.7%	5.56
Jan01	48.9	16.7	36.5	35.25	15.5	16.2	3.7%	5.1%	3.5%	5.2%	4.0%	4.9%	5.73
Feb01	51	16.07	40.5	35.85	15.375	18.73	3.7%	5.3%	3.5%	5.1%	4.0%	4.3%	5.75
Mar01	51	17	42.35	38.19	16.25	19.24	3.7%	5.0%	3.3%	4.8%	3.8%	4.7%	5.8
Apr01	53.05	17	37.9	38.3	15.775	18.22	3.5%	5.0%	3.7%	4.8%	3.9%	4.9%	6.02
May01	50	16.15	40	37.55	17.095	18.4	3.8%	5.3%	3.5%	5.0%	3.9%	4.9%	5.94
Jun01	51.85	15.95	41.19	36.97	15.925	18.75	3.6%	5.3%	3.4%	5.1%	4.1%	4.8%	5.89
Jul01	50.8	16.45	40.65	37.31	16.8	19.13	3.7%	5.2%	3.4%	5.0%	3.9%	4.7%	5.94
Aug01	51.05	16.33	40.77	40.8	17.2	19.51	3.7%	5.2%	3.4%	4.6%	3.8%	4.6%	5.67
Sep01	50.27	16.43	42.55	41.69	18.045	20.34	3.7%	5.2%	3.3%	4.5%	3.7%	4.4%	5.86
Oct01	50.25	17.61	44.23	43.67	17.745	20.51	3.7%	4.8%	3.2%	4.3%	3.7%	4.4%	5.31
Nov01	52	17.75	44.3	42.09	17.5	19.97	3.6%	4.8%	3.2%	4.5%	3.8%	4.5%	5.59
Dec01	49.75	16.74	43.4	46.95	16.595	19.87	3.8%	5.1%	3.2%	4.0%	4.0%	4.5%	5.69
Jan02	50.75	16.49	43.54	45.74	17.595	20.55	3.7%	5.2%	3.2%	4.1%	3.8%	4.4%	5.68
Feb02	54.56	16.25	44.99	48.1	17.725	22.2	3.6%	5.3%	3.4%	3.9%	3.7%	4.1%	5.7
Mar02	57.42	16.46	44.73	48.55	19.035	21.6	3.4%	5.2%	3.4%	3.9%	3.5%	4.6%	5.97
Apr02	56.9	16.46	46	48.25	19.6	22.79	3.4%	5.2%	3.3%	3.9%	3.4%	4.4%	5.9
May02	58.25	16.91	47.71	48.25	19.905	23.15	3.4%	5.1%	3.2%	4.1%	3.6%	4.3%	5.79
Jun02	58.9	17.16	47.16	49.1	20.05	23	3.3%	5.0%	3.2%	4.0%	3.6%	4.3%	5.81
Jul02	55	16.28	45.6	45.25	19.075	22.55	3.6%	5.3%	3.3%	4.3%	3.8%	4.4%	5.73
Aug02	53.55	16.46	46.03	48.6	19.665	23.15	3.7%	5.2%	3.3%	4.0%	3.7%	4.3%	5.51
Sep02	55.5	17.75	46.27	50	20.975	22.6	3.5%	4.8%	3.3%	3.9%	3.4%	4.4%	5.44
Oct02	54.15	17.2	43.99	51.65	20.125	22.5	3.6%	5.0%	3.5%	3.8%	3.6%	4.4%	5.56
Nov02	54.95	16.17	42.55	50.2	18.625	22.51	3.6%	5.3%	3.6%	3.9%	3.9%	4.4%	5.53
Dec02	51.21	16.05	42.61	52.5	19.08	22.92	3.8%	5.4%	3.6%	3.7%	3.8%	4.4%	5.36
Jan03	51.98	16	42.5	52	19.995	22.7	3.8%	5.4%	3.6%	3.8%	3.6%	4.4%	5.47
Feb03	49.95	15.29	42.5	52.75	19.62	22.21	4.1%	5.6%	3.9%	3.9%	3.7%	4.5%	5.44
Mar03	47.19	14.6	43.94	49.85	18.475	21.55	4.3%	5.9%	3.8%	4.2%	3.9%	5.0%	5.55
Apr03	48.85	15.66	43.65	50.85	19.25	22.9	4.2%	5.5%	3.8%	4.1%	3.7%	4.7%	5.41
May03	53.25	16.64	46.77	55.55	20.695	24.3	3.8%	5.2%	3.5%	3.7%	3.8%	4.4%	5
Jun03	56	17.45	47.93	59	21.775	23.75	3.6%	4.9%	3.5%	3.5%	3.6%	4.5%	5.09
Jul03	57.2	17.59	50.3	60.25	22.225	25.35	3.6%	4.9%	3.3%	3.5%	3.5%	4.3%	5.44
Aug03	55.51	17.3	51.05	59.4	22.165	24.99	3.7%	5.0%	3.3%	3.5%	3.5%	4.3%	5.32
Sep03	55	16.78	48.15	55.5	21.75	25.07	3.7%	5.1%	3.4%	3.7%	3.6%	4.3%	5.14
Oct03	57	17.38	51.79	57.01	23.135	26.9	3.6%	4.9%	3.2%	3.6%	3.4%	4.0%	5.35
Nov03	57.5	17.92	52	59.76	23.25	27.91	3.5%	4.8%	3.2%	3.5%	3.4%	3.9%	5.33
Dec03	57.86	17.85	53.7	58.9	23.975	27.88	3.5%	4.8%	3.1%	3.5%	3.3%	3.9%	5.2
Jan04	59.47	18.19	51	62.43	23.055	27.05	3.4%	4.8%	3.3%	3.3%	3.4%	4.0%	5.17
Feb04	59.4	18.79	51.89	60.9	23.505	27.71	3.6%	4.7%	3.5%	3.5%	3.3%	3.9%	5.05
Mar04	62.5	19.25	53.3	64.49	24.41	28.28	3.4%	4.6%	3.4%	3.3%	3.2%	4.1%	5.04
Apr04	58.5	19.3	50.15	64	24	27.15	3.6%	4.6%	3.7%	3.4%	3.3%	4.3%	5.24
May04	54.25	17.38	50.35	59.65	24	27.39	3.9%	5.1%	3.6%	3.6%	3.5%	4.2%	5.31
Jun04	52.9	16.9	48.71	58.15	23.62	26.4	4.0%	5.2%	3.8%	3.7%	3.6%	4.4%	5.33
Jul04	53.31	17.57	50.1	59.5	23.55	26.65	4.0%	5.0%	3.7%	3.6%	3.6%	4.4%	5.24
Aug04	55.14	18.3	52.62	60	24.72	27.49	3.8%	4.8%	3.5%	3.6%	3.4%	4.2%	5.09
Sep04	55.15	17.8	52.75	61.25	24.61	27.65	3.8%	4.9%	3.5%	3.5%	3.4%	4.2%	5.08
Oct04	59.68	18.17	52.88	64.25	25.25	27.63	3.6%	4.8%	3.5%	3.4%	3.3%	4.2%	4.94
Nov04	59.98	18.72	57.5	67.2	27.3	29.38	3.5%	4.7%	3.2%	3.2%	3.1%	3.9%	4.98
Dec04	60.32	19.17	59.7	69.5	27.71	29.8	3.5%	4.6%	3.1%	3.1%	3.0%	3.9%	4.83
Jan05	59.82	19.6	62.91	74.12	29.35	29.8	3.5%	4.5%	2.9%	2.9%	2.9%	3.9%	4.71
Feb05	61	19.03	61.19	73.29	28.4	29.72	3.6%	4.6%	3.3%	3.1%	3.2%	3.9%	4.75
Mar05	61.35	18.5	62.2	71.4	27.2	29.82	3.6%	4.8%	3.2%	3.2%	3.3%	4.1%	4.71

Ratio of DY to Bond Yields

	CANADIAN UTILITIES - CL A	EMERA INC	ENBRIDGE INC	FORTIS INC	TERASEN INC	TRANSCANADA CORP	Median
Jan96	72.45%	83.77%	78.73%	82.24%	73.30%	71.58%	76.01%
Feb96	69.78%	81.66%	75.58%	77.41%	70.41%	68.99%	72.99%
Mar96	71.30%	79.42%	74.45%	76.49%	69.33%	69.83%	72.88%
Apr96	67.87%	77.79%	72.39%	73.84%	66.75%	68.64%	70.51%
May96	69.69%	80.07%	73.14%	75.13%	66.92%	67.42%	71.42%
Jun96	67.09%	78.34%	71.37%	72.72%	65.28%	65.28%	69.23%
Jul96	66.89%	80.37%	70.29%	71.37%	61.93%	63.06%	68.59%
Aug96	66.09%	80.13%	72.44%	72.26%	60.23%	63.13%	69.17%
Sep96	67.48%	79.40%	71.89%	70.34%	62.33%	63.78%	68.91%
Oct96	64.45%	78.57%	71.30%	70.95%	63.56%	66.67%	68.81%
Nov96	68.73%	83.76%	76.15%	77.57%	66.37%	66.12%	72.44%
Dec96	68.33%	78.63%	72.59%	71.35%	62.25%	68.17%	69.84%
Jan97	63.12%	80.07%	70.79%	70.20%	60.12%	64.99%	67.60%
Feb97	70.07%	80.94%	72.59%	73.74%	59.05%	64.54%	71.33%
Mar97	68.06%	78.42%	69.92%	73.97%	57.21%	62.58%	68.99%
Apr97	66.44%	79.36%	68.59%	72.15%	54.26%	63.23%	67.52%
May97	62.69%	81.17%	67.02%	75.29%	58.86%	61.89%	64.85%
Jun97	63.07%	82.70%	64.66%	73.72%	55.82%	60.67%	63.86%
Jul97	62.37%	85.64%	59.88%	80.86%	60.58%	67.08%	64.72%
Aug97	64.00%	85.83%	63.09%	77.42%	61.37%	67.91%	65.95%
Sep97	64.13%	87.24%	60.01%	75.59%	63.26%	68.72%	66.43%
Oct97	65.46%	88.89%	64.79%	77.06%	64.12%	73.81%	69.64%
Nov97	66.24%	84.48%	54.66%	74.82%	64.42%	64.23%	65.33%
Dec97	64.50%	78.43%	52.84%	70.43%	60.46%	65.33%	64.91%
Jan98	60.61%	76.91%	53.94%	68.07%	59.45%	67.54%	64.07%
Feb98	60.63%	74.67%	55.45%	67.29%	56.72%	67.15%	63.89%
Mar98	60.57%	72.29%	56.67%	66.98%	57.90%	65.04%	62.80%
Apr98	63.55%	74.93%	56.66%	65.99%	55.64%	67.70%	64.77%
May98	64.60%	76.93%	64.60%	71.30%	63.28%	65.39%	65.00%
Jun98	64.38%	76.57%	62.78%	72.46%	63.70%	68.91%	66.64%
Jul98	66.67%	83.05%	62.96%	76.30%	65.24%	92.29%	71.49%
Aug98	72.50%	92.53%	67.90%	85.76%	68.00%	99.86%	79.13%
Sep98	73.57%	92.02%	67.38%	92.70%	72.97%	94.62%	82.80%
Oct98	66.65%	82.67%	62.78%	84.69%	64.73%	88.20%	74.66%
Nov98	65.97%	84.93%	60.83%	85.25%	70.97%	89.61%	77.95%
Dec98	65.33%	86.15%	62.27%	89.98%	70.21%	95.39%	78.18%
Jan99	65.67%	87.47%	63.86%	92.15%	75.01%	99.60%	81.24%
Feb99	66.20%	83.78%	59.55%	89.59%	71.00%	99.64%	77.39%
Mar99	68.49%	92.23%	64.08%	88.37%	76.68%	108.55%	82.53%
Apr99	68.45%	88.98%	62.55%	90.41%	70.42%	103.00%	79.70%
May99	70.86%	84.79%	62.59%	92.03%	70.25%	98.39%	77.83%
Jun99	68.27%	88.33%	63.79%	93.48%	69.40%	95.87%	78.86%
Jul99	68.57%	82.67%	63.98%	88.33%	71.39%	96.36%	77.03%
Aug99	73.14%	88.89%	66.89%	90.67%	74.61%	93.67%	81.75%
Sep99	72.76%	89.81%	64.59%	89.45%	73.02%	98.45%	81.23%
Oct99	68.99%	81.62%	60.12%	83.24%	69.91%	99.21%	75.77%
Nov99	78.32%	90.19%	67.01%	91.13%	85.68%	112.99%	87.94%
Dec99	70.79%	92.30%	67.90%	94.06%	74.32%	143.82%	83.31%
Jan00	75.16%	98.15%	70.29%	97.66%	82.99%	152.67%	90.32%
Feb00	86.36%	110.83%	78.45%	108.09%	82.67%	194.05%	97.22%
Mar00	92.28%	108.15%	70.47%	108.46%	80.55%	128.63%	100.21%
Apr00	80.54%	105.50%	63.98%	99.94%	73.98%	128.70%	90.24%
May00	81.98%	102.90%	66.70%	105.43%	74.66%	121.45%	92.44%
Jun00	76.58%	105.08%	73.94%	100.76%	78.10%	126.20%	89.43%
Jul00	79.39%	104.76%	73.01%	102.38%	83.05%	126.90%	92.71%
Aug00	80.18%	96.40%	68.66%	101.70%	78.12%	100.80%	88.29%
Sep00	77.43%	96.83%	65.65%	94.06%	77.14%	99.71%	85.75%
Oct00	73.34%	95.07%	56.00%	95.34%	71.30%	98.35%	84.20%
Nov00	74.25%	93.24%	57.72%	97.22%	72.60%	94.59%	83.74%
Dec00	63.48%	85.36%	53.01%	91.93%	66.87%	83.65%	75.26%
Jan01	64.24%	89.04%	61.58%	91.10%	69.81%	86.18%	78.00%
Feb01	64.11%	92.21%	60.12%	89.26%	70.13%	74.28%	72.21%
Mar01	63.56%	86.41%	57.00%	83.07%	65.78%	80.65%	73.22%
Apr01	58.87%	83.25%	61.36%	79.80%	65.29%	82.05%	72.55%
May01	63.30%	88.81%	58.92%	84.29%	65.00%	82.35%	73.67%
Jun01	61.56%	90.69%	57.71%	86.34%	70.36%	81.49%	75.93%
Jul01	62.30%	87.19%	57.98%	84.83%	66.14%	79.20%	72.67%
Aug01	64.95%	92.02%	60.56%	81.27%	67.68%	81.36%	74.47%
Sep01	63.82%	88.49%	56.15%	76.95%	62.42%	75.51%	69.66%
Oct01	70.46%	91.11%	59.61%	81.07%	70.04%	82.64%	75.77%
Nov01	64.68%	85.87%	56.53%	79.90%	67.47%	80.62%	73.69%
Dec01	66.41%	89.45%	56.69%	70.37%	69.90%	79.60%	70.13%
Jan02	65.22%	91.82%	56.61%	72.36%	66.04%	77.10%	69.20%
Feb02	63.02%	92.85%	59.27%	68.57%	65.33%	71.12%	66.95%
Mar02	57.18%	87.52%	56.92%	64.86%	58.08%	77.55%	61.47%
Apr02	58.38%	88.56%	56.01%	66.04%	57.07%	74.37%	62.21%
May02	58.11%	87.84%	55.02%	70.16%	62.47%	74.61%	66.32%
Jun02	57.27%	86.26%	55.47%	68.71%	61.81%	74.83%	65.26%
Jul02	62.19%	92.19%	58.17%	75.59%	65.87%	77.39%	70.73%
Aug02	66.43%	94.82%	59.93%	73.19%	66.45%	78.40%	69.82%
Sep02	64.92%	89.06%	60.39%	72.06%	63.10%	81.34%	68.49%
Oct02	65.10%	89.93%	62.15%	68.25%	64.35%	79.94%	66.68%
Nov02	64.50%	96.18%	64.60%	70.60%	69.91%	80.33%	70.25%
Dec02	71.41%	99.97%	66.55%	69.65%	70.40%	81.40%	70.90%
Jan03	68.93%	98.26%	65.38%	68.91%	65.83%	80.54%	68.92%
Feb03	75.08%	103.39%	71.80%	72.48%	67.46%	82.77%	73.78%
Mar03	77.89%	106.13%	68.07%	75.18%	70.22%	90.30%	76.54%
Apr03	77.19%	101.51%	70.30%	75.61%	69.14%	87.17%	76.40%
May03	76.62%	103.37%	70.99%	74.89%	75.38%	88.89%	76.00%
Jun03	71.57%	96.82%	68.04%	69.26%	70.38%	89.34%	70.97%
Jul03	65.56%	89.87%	60.67%	63.46%	64.51%	78.32%	65.04%
Aug03	69.08%	93.44%	61.12%	65.82%	66.15%	81.24%	67.61%
Sep03	72.16%	99.71%	67.07%	72.91%	69.77%	83.81%	72.54%
Oct03	66.90%	92.49%	59.91%	68.20%	63.02%	75.04%	67.55%
Nov03	66.56%	90.04%	59.89%	65.30%	62.94%	72.60%	65.93%
Dec03	67.80%	92.65%	59.45%	67.91%	62.57%	74.50%	67.86%
Jan04	66.35%	93.57%	62.96%	64.44%	65.44%	77.23%	65.89%
Feb04	70.67%	92.74%	69.91%	70.23%	65.71%	77.18%	70.45%
Mar04	67.30%	90.70%	68.20%	66.46%	63.40%	81.39%	67.75%
Apr04	69.16%	87.01%	69.71%	64.41%	62.02%	81.54%	69.44%
May04	73.59%	95.35%	68.52%	68.19%	65.91%	79.76%	71.06%
Jun04	75.19%	97.69%	70.56%	69.69%	66.72%	82.44%	72.88%
Jul04	75.89%	95.58%	69.78%	69.28%	68.07%	83.07%	72.84%
Aug04	75.54%	94.47%	68.40%	70.73%	66.76%	82.90%	73.13%
Sep04	75.67%	97.32%	68.37%	69.42%	67.19%	82.58%	72.55%
Oct04	71.91%	98.04%	70.13%	68.05%	67.34%	84.99%	71.02%
Nov04	70.97%	94.39%	63.98%	64.54%	61.79%	79.28%	67.76%
Dec04	72.77%	95.04%	63.53%	64.35%	62.76%	80.59%	68.56%
Jan05	75.24%	95.32%	61.83%	61.87%	60.76%	82.65%	68.56%
Feb05	75.93%	97.35%	68.81%	65.49%	66.72%	82.17%	72.37%
Mar05	76.14%	100.99%	68.27%	67.80%	70.25%	86.86%	73.19%